



HAL
open science

Anthropogenic global shifts in biospheric N and P concentrations and ratios and their impacts on biodiversity, ecosystem productivity, food security, and human health

Josep Penuelas, Ivan A. Janssens, Philippe Ciais, Michael H. Obersteiner, Jordi Sardans

► To cite this version:

Josep Penuelas, Ivan A. Janssens, Philippe Ciais, Michael H. Obersteiner, Jordi Sardans. Anthropogenic global shifts in biospheric N and P concentrations and ratios and their impacts on biodiversity, ecosystem productivity, food security, and human health. *Global Change Biology*, 2020, 26 (4), pp.1962-1985. 10.1111/gcb.14981 . hal-03227859

HAL Id: hal-03227859

<https://hal.science/hal-03227859v1>

Submitted on 16 Jun 2021

HAL is a multi-disciplinary open access archive for the deposit and dissemination of scientific research documents, whether they are published or not. The documents may come from teaching and research institutions in France or abroad, or from public or private research centers.

L'archive ouverte pluridisciplinaire **HAL**, est destinée au dépôt et à la diffusion de documents scientifiques de niveau recherche, publiés ou non, émanant des établissements d'enseignement et de recherche français ou étrangers, des laboratoires publics ou privés.



PROF. JOSEP PENUELAS (Orcid ID : 0000-0002-7215-0150)

DR. JORDI SARDANS (Orcid ID : 0000-0003-2478-0219)

Article type : Research Review

1 **Anthropogenic global shifts in biospheric N and P concentrations and ratios and**
2 **their impacts on biodiversity, ecosystem productivity, food security, and human**
3 **health**

4
5 Josep Penuelas^{1,2,3*}, Ivan Jannsens⁴, Philippe Ciais⁵, Michael Obersteiner⁶, Jordi Sardans^{1,2,3}

6
7 ¹ CSIC, Global Ecology Unit CREAM-CSIC-UAB, Bellaterra, 08193 Catalonia, Spain.

8 ² CREAM, Cerdanyola del Valles, 08193 Catalonia, Spain.

9 ³ Global Change Research Institute, Czech Academy of Sciences, CZ-60300 Brno, Czech Republic

10 ⁴ Research Group Plants and Ecosystems (PLECO), Department of Biology, University of Antwerp, B-2610
11 Wilrijk, Belgium.

12 ⁵ Laboratoire des Sciences du Climat et de l'Environnement, IPSL, 91191 Gif-sur-Yvette, France.

13 ⁶ International Institute for Applied Systems Analysis (IIASA), Ecosystems Services and Management, A-
14 2361 Laxenburg, Austria.

This article has been accepted for publication and undergone full peer review but has not been through the copyediting, typesetting, pagination and proofreading process, which may lead to differences between this version and the [Version of Record](#). Please cite this article as [doi: 10.1111/GCB.14981](https://doi.org/10.1111/GCB.14981)

This article is protected by copyright. All rights reserved

15 * Corresponding author: Josep Penuelas CSIC, Global Ecology Unit CREAF-CSIC-UAB, Bellaterra, 08193
16 Catalonia, Spain and CREAF, Cerdanyola del Valles, 08193 Catalonia, Spain.
17 E-mail address: josep.penuelas@uab.cat

18

19

20

21

22

23

24

25

26

27

28

29

30

31

32

33

34

35

36

37

38

39

40

41

42

43 **Abstract**

44 The availability of carbon (C) from high levels of atmospheric carbon dioxide (CO₂) and anthropogenic
45 release of nitrogen (N) is increasing, but these increases are not paralleled by increases in levels of
46 phosphorus (P). The current unstoppable changes in the stoichiometries of C and N relative to P have no

47 historical precedent. We describe changes in P and N fluxes over the last five decades that have led to
48 asymmetrical increases in P and N inputs to the biosphere. We identified widespread and rapid changes in
49 N:P ratios in air, soil, water, and organisms and important consequences to the structure, function, and
50 biodiversity of ecosystems. A mass-balance approach found that the combined limited availability of P and
51 N was likely to reduce C storage by natural ecosystems during the remainder of the 21st Century, and
52 projected crop yields of the Millennium Ecosystem Assessment indicated an increase in nutrient
53 deficiency in developing regions if access to P fertilizer is limited. Imbalances of the N:P ratio would likely
54 negatively affect human health, food security, and global economic and geopolitical stability, with
55 feedbacks and synergistic effects on drivers of global environmental change, such as increasing levels of
56 CO₂, climatic warming, and increasing pollution. We summarize potential solutions for avoiding the
57 negative impacts of global imbalances of N:P ratios on the environment, biodiversity, climate change,
58 food security, and human health.

59

60

61

62 **Keywords**

63 Biospheric N and P concentrations, water, soil and plant N:P ratios, anthropogenic global shifts,
64 biodiversity, ecosystem productivity, food security, human health

65

66

67

68

69 **1. Introduction**

70 The availability of carbon (C) from high levels of atmospheric carbon dioxide (CO₂) and anthropogenic
71 inputs of nitrogen (N) on ecosystems are increasing. These increases are, however, not paralleled by those
72 of phosphorus (P), and current inexorable changes in the stoichiometry of C and N relative to P have no
73 historical precedent (Peñuelas et al., 2013). The shifts in organisms' N:P ratio resulting from different
74 environmental conditions are strongly related with shifts in ecosystems structure and function (Sterner &
75 Elser, 2002; Loladze & Elser, 2011; Peñuelas et al., 2013). Imbalances between these two nutrients, N and
76 P in natural, semi-natural, and managed ecosystems (Liu et al., 2010; Sardans & Peñuelas, 2012; Carnicer
77 et al., 2015; Ulm et al., 2016; Peñuelas et al., 2013, Delgado-Baquerizo et al., 2017; Hu et al., 2018).
78 reduce C capture and global food provision and security (Van der Velde et al., 2014; Lu & Tian, 2017;
79 Peñuelas et al., 2017a; Wang et al., 2018a; Kahsay, 2019). These effects may be further exacerbated in
80 cropland in the future by limited access to reserves of mineable P (Cordell et al., 2011; MacDonald et al.,
81 2011; Li et al., 2016; Mew, 2016; Weikard, 2016; Lun et al., 2018).

82 Changes in the global P cycle, status and resources, together with associated economic impacts,
83 were first debated at least a century ago (Liu et al., 2017). More recent studies have recognized that
84 increases in N:P ratios with rising anthropogenic release have consequences for P and N cycling in soil and
85 water, biodiversity, and ecosystem function (Elser et al., 2010a, b; Peñuelas et al., 2012; Peñuelas et al.,
86 2013). The link between increasing imbalances in biospheric N:P ratios and their impacts on global
87 ecology and socioeconomics is supported by evidence from many studies that have identified clear
88 relationships between drivers of global change and anthropogenic N and P releases and with shifts in
89 ecosystem N:P ratios. These studies have also demonstrated feedbacks and synergies of shifts in the N:P
90 ratios in soil, water, and organisms with increases in atmospheric CO₂ concentrations, climate change,
91 species invasions, ecosystem eutrophication, and changes in soil use (Sardans & Peñuelas, 2012; Sardans
92 et al., 2012a, 2013, 2016a, 2017a; Zhang et al., 2013; Ferretti et al., 2014; Gargallo-Garriga et al., 2014; He
93 & Dijkstra, 2014; Deng et al., 2015; Yuan & Chen, 2015; Chen et al., 2016; Delgado-Baquerizo et al., 2016;
94 Jiao et al., 2016; Zhu et al., 2016; Kruk & Podbielska, 2018; Schmitz et al., 2019; Yuan et al., 2018; Peng et
95 al., 2019).

96 We reviewed our current understanding and identified gaps in our knowledge of the effects of
97 global change on ecosystem N and P ratios and associated impacts on ecosystem function, food security,
98 and socioeconomics. Specifically, we addressed (i) the shifts in N:P ratios mediated by anthropogenic
99 drivers of global change, (ii) the impacts of shifts in N:P ratios of human inputs on organisms,
100 communities, and ecosystems, (iii) the impacts of N and P ratios on food security and human health, and

101 (iv) political, economic, and technological strategies to mitigate the negative impacts of unbalanced N:P
102 ratios.

103

104 **2. Shifts in N:P ratios mediated by anthropogenic drivers of global change**

105 Further evidences accumulated in the last six years after Peñuelas et al (2013) robustly confirm the
106 inexorable changes in the stoichiometry of C and N relative to P, which have no historical precedent (Fig.
107 1). Furthermore, the increasing emissions of NO_x and NH₃ to the atmosphere lead to large imbalances in
108 the ratios of total atmospheric N:P deposition, with higher ratios for total atmospheric N:P than standard
109 averages for soil, water, and organisms (Fig. 2).

110 Activities involved in food production, such as the application of fertilizer, cultivation of N₂-fixing
111 species of crop plants, livestock husbandry, and the release of N and P to the atmosphere from the
112 combustion of fossil fuels, which are re-deposited on the surface, are key historical and contemporary
113 contributors of bio-active N and P and drivers of these nutrient imbalances (Peñuelas et al., 2012; 2013;
114 Yuan et al., 2018). For example, the N:P ratios of atmospheric total depositions are higher than the
115 average N:P ratios of waters, soils, and organisms (Fig. 3).

116

117 *2.1. Effects of drivers of global change on N:P ratios of water, soil, and plants*

118 Many recent studies have reported increases in the N:P ratio in the soil, water and plants of terrestrial
119 and aquatic ecosystems (Crowley et al., 2012; Lepori & Keck, 2012; Hessen et al., 2013; Yu et al., 2018; Xu
120 et al. 2019; Jirousek et al., 2011; Blanes et al., 2013; Huang et al., 2016a; Zivkovic et al., 2019) in response
121 to high levels of atmospheric N deposition (Table 1).

122 Some studies, however, have not clearly detected changing patterns in soil-plant C:N:P
123 stoichiometry along natural gradients of N deposition (Stevens et al., 2011). The decrease in N deposition
124 in some areas of North America and Europe in recent decades has substantially decreased N:P ratios in
125 lakes (Gerson et al., 2016; Isles et al., 2018). Atmospheric P deposition is also increasing due to the rising
126 levels of anthropogenic emissions of P to the atmosphere (3.5 Tg P y⁻¹), which have led to current net
127 continental and oceanic rates of P deposition of 2.7 and 0.8 Tg P y⁻¹, respectively (Wang et al., 2015a). This
128 deposition has been particularly intense in areas of the world with emerging economies, such as eastern
129 Asia, which may account for the low N:P ratios reported in some freshwater systems in Japan (Miyazako
130 et al., 2015).

131 The P cycle and N:P ratios are affected by many drivers of global change other than anthropogenic
132 emissions of N and P (Table 1). Higher concentrations of atmospheric CO₂ are correlated with decreases in
133 plant N and P concentrations and increases in the ratios of C:N and C:P (Peñuelas & Matamala 1990;

134 Peñuelas & Estiarte 1997; Sardans et al., 2012b; Deng et al., 2015), but the effects on plant N:P ratios are
135 less clear. For example, recent meta-analyses have found that rising CO₂ concentrations have led to
136 decreases in N:P ratios in different plant tissues (Deng et al., 2015) and woody plants but not herbaceous
137 plants or mosses (Yue et al., 2017). Yuan and Chen (2015) in a meta-analysis of 315 studies with non-
138 differentiation of plant organs observed an overall decrease in N:P ratios in controlled field conditions
139 under elevated levels of CO₂. However, another review of 215 studies (Sardans et al. 2017b), mostly under
140 controlled field conditions, revealed that increased atmospheric concentrations of CO₂ led to decreased
141 N:P ratios in roots, but not in leaves. Moreover, King et al. (2015) reported increased N:P ratio in one
142 phytoplankton species, decreased N:P ratio in three other species, and no change in N:P ratio in other
143 three species under high levels of CO₂, thus suggesting that the effects of CO₂ enhancement on
144 stoichiometry appear to be species-dependent. It is thus likely that the ongoing increases in atmospheric
145 CO₂ concentrations are reducing N:P ratios in plants, which would be apparently consistent with the GRH
146 for plants under favorable growth conditions (Sterner and Elser, 2002). The hypothesis that atmospheric
147 increases in CO₂ stimulate higher plant uptakes of P than N (Deng et al., 2015) thus remains to be
148 unequivocally demonstrated but begins to have some observational and experimental support (Table 1).

149 Less information is available regarding the relationships of the rise in atmospheric CO₂
150 concentration with N and P concentrations and N:P ratio in soil. Huang et al. (2014) observed that a rise in
151 atmospheric CO₂ concentration did not change total soil P concentrations but increased P-available to
152 plants and decreased more recalcitrant soil-P. Increased CO₂ concentrations can indirectly decrease soil N
153 and P concentrations by several mechanisms including higher plant N and P demands, higher N and P
154 resorption rates and higher exudates production and N and P uptake (Jin et al. 2015; Liu et al. 2018; Van
155 Vuuren et al. 2018). However, the potential impact of CO₂ enhancement of soil N:P ratios also remains
156 inconclusive.

157 The changes in N and P concentrations and N:P ratios in soil-plant systems in response to warming
158 vary with biome and soil type (Sardans et al., 2008b, 2017b; Yue et al., 2017). They also suggest that low
159 soil N and P concentrations tend to be associated with higher temperatures along natural long-term
160 climatic gradients, but the reverse occurs for phenotypic responses of species to N in short-term field
161 studies with climatic manipulation (Yuan et al. 2017). Several studies have indeed reported decreases in
162 aboveground plant N:P ratios under warming that were attributed to the greater allocation of P to stems
163 and/or to greater plant growth capacity (Dudareva et al. 2018; Wang et al. 2018d,2019b). The effects of
164 warmer temperatures on plant and soil C:N:P ratios along natural gradients are not easy to distinguish
165 from those of precipitation, radiation or atmospheric N deposition, which frequently correlate with the
166 geographical temperature gradient (Jiao et al. 2016).

167 The projected total land surface occupied by warm semi-arid surfaces may become 38% larger in
168 2100 compared to the present (Rajaud and de Noblet-Ducoudré, 2017; Huang et al. 2016, 2017). The
169 effects of aridity (combination of high temperatures with low precipitation) on plant N:P ratios along
170 natural long-term climatic gradients also differ from the effects in field studies with climatic manipulation
171 (Yuan et al., 2017; Luo et al., 2018a, b; 2019). Increases in canopy N and P concentrations and decreases
172 in plant C:P and N:P ratios have been recorded along transects of increasing aridity. Future increases in
173 aridity are also likely to lead to lower N:P ratios in atmospheric depositions (Zarch et al., 2017; Lin et al.,
174 2018). In contrast, plant N and P concentrations have tended to decrease and N:P ratios have tended to
175 increase (He & Dijkstra, 2014; Yuan & Chen 2015) in short-term manipulation studies where water
176 availability decreased (Jiao et al., 2016; Luo et al., 2018b) (Fig. 4), despite between-site variations in foliar
177 N and P concentrations (Sardans & Peñuelas, 2007, 2013a,b; Sardans et al., 2008a, b, 2017b; Luo et al.,
178 2018b). These increases in foliar N:P ratios in response to experimental drought are generally because low
179 soil-water contents limit P uptake more than N uptake (Sardans & Peñuelas, 2013a; Urbina et al., 2015;
180 Sardans et al., 2017b; Luo et al., 2018a, b). Plants notably respond to sudden conditions of drought and
181 warming in manipulated field experiments with increased allocations of N, P, and potassium (K) to roots,
182 leading to lower root N:P ratios associated with higher primary metabolism linked to growth, protein
183 synthesis, and pathways of energy transfer (Gargallo-Garriga, et al., 2014;2015). In contrast, shoots have
184 lower concentrations of N and P and higher N:P ratios linked to the activation of anti-stress metabolic
185 pathways (Gargallo-Garriga et al., 2014;2015).

186 Contrasting responses of soil nutrients to short- and long-term drought conditions have also been
187 reported, where soil N and P concentrations tended to decrease with aridity in natural (long-term)
188 gradients but tended to increase in some biomes and soil types under conditions of short-term drought
189 (Yuan et al., 2017) (Fig. 4). Delgado-Baquerizo et al. (2013) observed a negative effect of aridity on the
190 concentration of soil organic C and total N, but a positive effect on the concentration of inorganic P in
191 semi-arid and arid areas. In these conditions, P and N shift from soil to plants, so plant communities
192 adapted to long-term drought conditions retain higher levels of N and P (Luo et al., 2018a, b). These
193 effects are consistent with observations of lower ratios of N:P in water from deeper soil layers and
194 indicate P limitation in soil under arid climatic conditions (Sardans & Peñuelas, 2014). Long evolutionary
195 processes likely drive the conservative use of nutrients in droughted environments.

196 Our understanding of the impacts of extreme climatic events on plant-soil stoichiometry is
197 limited. For example, Wang et al. (2016) observed that rapid production of litter in coastal wetland during
198 typhoons led to larger and faster releases of N and P, characterized by low N:P ratios, but the associated
199 potential impacts on soil microbial communities and trophic chains were unclear. The projected increases

200 in extreme climatic events indicate that quantifying the impacts on N and P cycles and their ratios is
201 essential.

202 Invasion by non-native plants is an emerging driver of global environmental change (Seabloom et
203 al., 2015), where establishment depends on differences in the uptake and use efficiency of nutrients
204 between native and invasive species (Daehler, 2003, González et al., 2010; Peñuelas et al., 2010; Sardans
205 et al., 2017a). The impacts of invasive species on N and P cycles and stoichiometry on the plant-soil
206 system may vary between nutrient-rich and nutrient-poor ecosystems (González et al., 2010; Matzek,
207 2011; Sardans et al., 2017a). For example, successful invasive species have higher capacities to take up
208 and efficiently use nutrients that are limited (Aragon et al., 2014; Wang et al., 2015b; 2018a; Ulm et al.,
209 2016; Sardans et al., 2017a), so the concentrations of N and P in photosynthetic tissues tend to be higher
210 in invasive than native species. Total soil N concentrations and availabilities of N and P correlated with
211 higher mineralization capacity are higher for invasive species, particularly in nutrient-poor environments
212 (Sardans et al., 2017a). A higher capacity for N and P resorption in invasive species may account for these
213 differences in concentrations and ratios of N and P (Sardans et al., 2017a and references therein). The
214 possible effects of anthropogenic changes in soil and water N:P ratios on competitive relationships
215 between native and invasive species have received little attention, but changes in soil elemental
216 composition and stoichiometry have been linked with the success of alien species (Sardans et al., 2017a).
217 Further research is clearly required to improve our understanding of the relationships between successful
218 species invasion and ecosystem N and P cycles and stoichiometry, including the role of the interaction
219 with other drivers of global environmental change. For example, increased flooding intensity in coastal
220 wetlands due to sea-level rise drives the effects of invasive plant species on N and P cycling (Wang et al.,
221 2015b, 2016b, 2018b).

222 Anthropogenic land-use changes are heterogeneous, but they tend to be associated with changes
223 in soil N and P concentrations and N:P ratios (Wang et al., 2014; Zhao et al., 2015a; Liu et al., 2018; Zhou
224 et al., 2018a, b; Urbina et al., 2019). For example, invasion by shrubs on grassland previously grazed by
225 livestock is frequently associated with changes in soil-plant N and P concentrations and N:P ratios (Bui &
226 Henderson, 2013; Urbina et al., 2019). These changes go in parallel to a transition from rapid nutrient
227 cycling, with high concentrations of N and P in the plant-soil system, to slower N and P cycling, with lower
228 concentrations of N and P in the system, and higher accumulations of N and P stocks in the higher
229 aboveground shrub biomass (Zhou et al., 2018a, b; Urbina et al., 2019) that has a larger capacity to obtain
230 nutrients from deep soil layers (Blaser et al., 2014). These trends, however, vary with the traits of the
231 shrub species (Knapp et al., 2008; Eldridge et al., 2011; Zhou et al., 2018b). Shifts in soil N:P ratios during

232 processes of habitat transition may vary with soil layer, but soil N:P ratios tend to increase in the upper
233 layers (Feng & Bao, 2018; Zhou et al., 2018a, b).

234 If croplands replace tropical forests, which have high rates of biological N fixation, the rates may
235 decrease as a result of this anthropogenic land-cover change. These likely effects of land use change have
236 not been investigated, even though they may have strong impacts on both N and P, on N because of
237 increased leaching and biological N fixation, and on P because of erosion and replacing a community
238 adapted to retain P by others that are not.

239 So, in summary, the current global trend is generally towards increasing N:P ratios in water, soil
240 and plants, but with many exceptions. For example, widespread P enrichment of crop soil has led to
241 declines in N:P ratios in several parts of the world (Peñuelas et al., 2009; Wang et al., 2015b; Delgadillo-
242 Vargas et al., 2016, Wironen et al., 2018). The differences in immobilization, leaching, and volatilization
243 between the two elements leads to higher soil retention of P than N (Peñuelas et al., 2012; 2013). This trend
244 in P retention tends to be more pronounced where the density of livestock, particularly pigs and/or poultry
245 is high (Arbuckle & Downing, 2001; Gomez-Garrido et al., 2014, Hentz et al., 2016; Peñuelas et al., 2009;
246 Wironen et al., 2018), because the manure waste generated is characterized by very low N:P ratios (Humer
247 et al., 2015; Oster et al., 2018). In conclusion, whereas in cropland soils and surrounding habitats such as
248 lakes and ponds directly receiving non treated or diffuse wastes and leachates, N:P ratio has decreased in
249 last decades, in the majority of other continental and coastal areas N:P tends to rise as a result of a greater
250 spread capacity of N than P.

251

252 *2.2 Spatial heterogeneity in anthropogenic N and P imbalances: River basins as case studies*

253 The study of N and P concentrations and N:P ratios in rivers and basins allows the analysis of the effects of
254 multiple human activities on nutrient budgets (Zhang et al., 2019) across a range of land uses (Sardans et
255 al., 2012a; Zhang et al., 2019a; Romero et al., 2019) (Fig. 5). Environments where N is transported by
256 aquatic systems, such as in the lower stretches of rivers and estuaries (Zhang et al., 1999; Capriulo et al.,
257 2002; Turner et al., 2003; Chai et al., 2006; Yin & Harrison, 2007; Harrison et al., 2008; Li et al., 2010) and
258 along coasts (Yin et al., 2004; Turner et al., 2006; Wei & Huang, 2010; Lipizer et al., 2011; Chen et al.,
259 2014), or by deposition, such as in remote lakes (Arbuckle & Downing, 2001; Hessen et al., 2009; Liess et
260 al., 2009) and forest and grassland ecosystems (Fenn et al., 1998; Franzing et al., 2010; Prietzel & Stetter,
261 2010; Veresoglou et al., 2014; Du et al., 2016; Wang et al., 2017; Schmitz et al., 2019), tend to be enriched
262 more rapidly by N than P, thereby increasing the N:P ratios (Fig. 5). This trend has been exacerbated by
263 the progressive replacement of P-rich with N-rich detergents (Sardans et al., 2012b and references
264 therein). The exceptions occur in areas with growing diffuse livestock densities (Frost et al., 2009; Zhang
265 et al., 2015) and in countries with emerging economies and demography, such as Turkey, Mexico, and

266 India where the loads of non-treated wastes with great charges of human and animal dejections to rivers
267 are increasing (Bizsel and Uslu, 2000; Ruiz-Fernández et al., 2007; Sardans et al. 2012b; Ramesh et al.,
268 2015) (Fig. 5). These trends are recent, but the ongoing construction and use of wastewater treatment
269 plants (Tong et al., 2019) has led to emergent re-oligotrophication of water and improved management of
270 fertilization (Kara et al., 2012). Wastewater treatment plants generally retain approximately 60% of N and
271 80% of P, so treated water released to the aquatic system has low N and P concentrations and high N:P
272 ratios (Ibañez & Peñuelas, 2019) (Fig. 5). The number of wastewater treatment plants will likely increase,
273 so assessing the potential impacts of re-oligotrophication will be important. For example, anoxic
274 conditions may change to more aerobic conditions, and increases in water N:P ratios associated with low
275 N and P concentrations may increase the abundance of aerobic species with low growth rates (Elser &
276 Sterner, 2002; Sardans, Rivas-Ubach & Peñuelas, 2012b).

277 N and P concentrations and ratios at regional scales generally tend to differ between agricultural
278 areas with no or low levels of livestock and areas with higher densities of livestock. The ratios of N:P
279 inputs tend to be higher in areas with low livestock densities that are treated with inorganic fertilizer,
280 (Sardans et al., 2012b; Dupas et al., 2015; Sun et al., 2017; Romero et al., 2019). Instead, leachates tend to
281 be rich in P, with low N:P ratios (Szögi et al., 2015) in areas with high densities of livestock, particularly
282 monogastric (nonruminant) livestock, such as poultry and pigs, so large amounts of P are released through
283 estuaries to oceans, as observed in some Indian rivers (Ramesh et al., 2015), associated with deposition
284 with low N:P ratios (Wang et al., 2018c) (Fig. 5).

285

286

287 **3. Impacts of shifts in the N:P ratios of human inputs on organisms, communities, and ecosystems**

288 *3.1 Cascading effects*

289 The cascades of effects due to anthropogenic shifts in N:P ratios are similar in aquatic systems (lakes,
290 estuaries, streams) and terrestrial ecosystems, where water and planktonic N:P ratios tend to increase in
291 response to atmospheric deposition, leading to lower growth rates, complexity of community structure,
292 and trophic diversity (Fig. 6, Table S1). Exceptions to these trends, however, have been recorded for
293 aquatic systems, such as a decrease in N:P ratios in Japan due to the increasing deposition of P from dust
294 dispersed from countries in southeastern Asia (Miyazako et al., 2015), and for European and North
295 American lakes in areas with recent reductions in N deposition (Gerson et al., 2016; Isles et al., 2018).
296 Although most studies of urban and crop wastes and leachate loads to rivers and estuaries (83.3%) have
297 found increasing N:P ratios associated with increasing N:P ratios from human inputs, other studies

298 (13.7%) tended to find decreasing ratios in areas with high livestock densities (Arbuckle & Downing, 2001;
299 Jonhson et al., 2006) (Fig. 6, Table S1).

300 Increasing evidence has established links between phylogeny and the elemental compositions of
301 microbes, plants, and animals, including N and P concentrations and N:P ratios (Sardans et al., 2015;
302 González et al., 2017, 2018; Bartrons et al., 2018; Godwin & Cotner, 2018; Peñuelas et al., 2019a).
303 Anthropogenic increases in environmental and organismic N:P ratios in aquatic and terrestrial systems are
304 generally associated with cascades of effects that benefit organisms with lower growth rates and lead to
305 shifts in species community composition and function (Carrillo et al., 2001; Arnold et al., 2004; Wassen et
306 al., 2005; Shurin et al., 2006; Ballantyne et al., 2008; Schindler et al., 2008; Wardle et al., 2008; Apple et
307 al., 2009; Hall, 2009; Bishop et al., 2010; Cernusak et al., 2010; Chen et al., 2010; Elser et al., 2010a;
308 Laliberté et al., 2010; Sasaki et al., 2010). Increases in plant N:P ratios can upregulate secondary
309 metabolism and downregulate primary metabolism linked to growth and energy transfer, whereas
310 decreases in N:P ratios have the opposite effect, especially when both N and P are not limiting (Peñuelas
311 & Sardans, 2009; Rivas-Ubach et al., 2012; Gargallo-Garriga et al., 2014).

312 Changes in N and/or P availability and associated shifts in N:P ratios drive changes in species
313 competition and dominance in communities of terrestrial plants (Sardans et al., 2004; Zhang et al.,
314 2019b), animals (Jochum et al., 2017), microbes (Fanin et al., 2013; Zechmeister-Bolstenstren et al., 2015;
315 Delgado-Baquerizo et al., 2017; Shao et al., 2017; Ren et al., 2017), and plankton (Elser et al., 2009a, b; He
316 et al., 2013; Plum et al., 2015; Grosse et al., 2017; Moorthi et al., 2017). Changes in media (water or soil)
317 N:P ratios affect the structure of terrestrial (Fanin et al., 2013; Scharler et al., 2015; Zechmeister-
318 Bolstenstren et al., 2015) and aquatic (Sitters et al., 2015) food webs, but associated impacts on
319 community diversity are unclear. For example, some studies have reported increases in N:P ratios due to
320 N deposition or land-use change associated with reduced diversity of microbes (Zhang et al., 2018b),
321 plants (Güsewell et al., 2005; DeMalach, 2018), and animals (Wei et al., 2012; Vogels et al., 2017), but
322 other studies have found increases in microbial (Ren et al., 2016, 2017; Aanderud et al., 2018) and plant
323 (Wassen et al., 2005; Laliberté et al., 2010; Pekin et al., 2012; Yang et al., 2018) diversity. The diversity of
324 plant species has been associated with an optimum plant N:P mass ratio near 20 (Sasaki et al., 2010), but
325 the tendency for biodiversity to depend on concentrations of N and P in soil hinders the establishment of
326 a generalized hypothesis for the relationship between N:P ratios and diversity for all components of
327 terrestrial communities (DeMalach, 2018).

328 Uncertainty of the effects of N:P ratios on community diversity derives from studies in which
329 higher plant-community diversity has been correlated with higher N:P ratios and lower variation of plant
330 N:P ratios. Higher plant-community diversity may be driven by optimizing nutrient uptake (Abbas et al.,

331 2013), but other studies have found higher variation in N:P ratios among sympatric species (Alexander et
332 al., 2015; Urbina et al., 2015; 2017), indicating that these species tend to maintain different elemental
333 stoichiometries to avoid direct competition. For example, greater partitioning of resources among niches
334 (in this case, N and P) has been demonstrated in sympatric species of diatoms under field conditions,
335 where the expression of genes in the N and P metabolic pathways varied (Alexander et al., 2015).

336 Links between N:P ratios and species diversity are clearer in marine and freshwater ecosystems,
337 particularly lakes. For example, the typically negative relationships between N:P ratios and the diversities
338 of zoo- and phytoplankton (He et al., 2013) are associated with the shortened pathways and lower
339 transfer rates of matter and energy along trophic webs under P limitation (Elser, 2010a). Nutrient
340 limitation and high N:P ratios are consistently associated with shifts from fast- to slow-growing species in
341 all types of media (Peñuelas et al., 2013; Busch et al., 2018), and soil microbial and decomposer faunal
342 compositions are consistently associated with soil and litter N:P ratios (Leflaive et al., 2008; Barantal et al.,
343 2014; Lee et al., 2015; Su et al., 2015; Eo & Park, 2016; Delgado-Baquerizo et al., 2017; Lee et al., 2017;
344 Ren et al., 2017).

345 Impacts of changes from N to P limitation on the relationships between bacteria and hosts (and
346 vice versa) are strong due to the short life cycles of bacteria. Host selection in the cyanobacterium
347 *Synechococcus* is more discriminant under N than P limitation, leading to changes in the co-evolution of
348 microbial communities associated with hosts that depend on intermediate N:P ratios (Larsen et al., 2019).
349 Similarly, changes in key ecosystem processes indirectly involved in community species composition, such
350 as the transfer of energy and elements through trophic levels and nutrient cycling, have been correlated
351 with changes in organismic N:P ratios (Vanni et al., 2002; Agren, 2004; Arnold et al., 2004; Zhang et al.,
352 2004; Güsewell & Verhoeven, 2006; Güsewell & Gessner, 2009; Peñuelas et al., 2013 and references
353 therein). The directions of effects on community diversity and ecosystem structure in terrestrial and
354 marine ecosystems due to shifts in N:P ratios, however, are inconsistent (DeMalach, 2018), so an
355 understanding of the response mechanisms and generalities in ecosystems, particularly terrestrial
356 ecosystems, is lacking.

357 Recent studies of the C:N:P ratios in mammalian dung have found strong impacts on plant
358 diversity (Váldez-Correcher et al., 2019), indicating that top-down effects of changes to ecosystem
359 community structure may be driven by N:P ratios and nutrient cycling. More research, however, is needed
360 to support this hypothesis. Several drivers of global change, such as N deposition and increasing aridity,
361 together with imbalances in anthropogenic N:P ratios, are generally shifting ecosystem N:P ratios that in
362 turn affect species community composition and diversity. Soil, water, and organismic N:P ratios have thus
363 been associated with basic traits of ecosystem structure and function, such as growth, photosynthetic

364 activity, investment in reproduction, structure of trophic webs, life-history strategy, and species diversity
365 (Sardans et al., 2012b; Peñuelas et al., 2013; Carnicer et al., 2015, Peñuelas, et al., 2017 and references
366 therein).

367

368 *3.2 N:P ratios and the capacity of terrestrial ecosystems to capture C*

369 N:P ratios in ecosystems with the largest capacity to accumulate large amounts of C, such as forests and
370 major estuaries, have tended to increase, including tropical forests that are usually P limited (Sardans et
371 al., 2012a; Peñuelas et al., 2013; Du et al., 2016). These increases in N:P ratios may limit the capacity of
372 terrestrial ecosystems, mainly tropical forests, to store C (Goll et al., 2017; Peñuelas et al., 2017a; Wang et
373 al., 2019). The availability of key nutrients, such as K and P, are predicted to decrease the sensitivity of
374 ecosystems to increasing CO₂ emissions and warming (Fernandez-Martinez et al., 2014; Peñuelas et al.,
375 2017a; Wang et al., 2019). For example, climate-system models have predicted that limited P availability
376 and corresponding imbalances in N:P ratios will decrease the capacity of terrestrial ecosystems to remove
377 CO₂ (Peñuelas et al., 2013, 2017; Goll et al., 2017; Sun et al., 2017; Wang et al., 2019). Similarly, other
378 studies report that recent climatic warming has increasingly decreased the capacity of the biosphere to
379 store C (Fernandez-Martínez et al., 2019), and only forests with nutrient-rich soil had higher net primary
380 production (NPP) in response to increases in gross primary productivity (Fernández-Martinez et al., 2014).
381 Recent improvements to models, such as including N and P cycles in C-cycling models, have predicted that
382 the capacity of the biosphere to store C will decrease when N:P ratios become unbalanced (Wang et al.,
383 2018). Recent studies of the feedbacks and interactive effects of shifts in N:P ratios on climate change
384 mediated by effects on the capacity of ecosystems to store and release CO₂, where N and P cycles have
385 been incorporated into general C and climatic models (Peñuelas et al., 2013; Goll et al., 2017; Wang et al.,
386 2017a), challenge current understanding of the impacts of the interactive effects of global change. Closing
387 this knowledge gap is a priority for future studies. These models have questioned whether changes in P
388 and N availability and N:P ratios may alter the capacity of the biosphere to fix C from anthropogenic CO₂
389 emissions. Simulated changes in NPP and increases in vegetation and soil-C storage in response to rising
390 CO₂ levels and longer growing seasons in the Northern Hemisphere have likely been overestimated
391 (Hungate et al., 2003; Peñuelas et al., 2017a). Recent progress in implementing mechanistic N and P
392 schemes in models of the terrestrial C cycle, however, underscores the importance of nutrient feedbacks,
393 with reductions in productivity of up to 50% in the 21st Century (Goll et al., 2012). No consensus, though,
394 has yet been reached on future spatial patterns, the degree of nutrient limitation (Zaehle & Dalmonech,
395 2012), and associated interactions with the coupled system of climate and the C cycle, despite these
396 advances.

397 Increases in NPP with more N and P must be balanced with increased decomposition with greater
398 N and P supply. Increasing N:P ratios may actually lead to lower decomposition rates and hence greater C
399 storage. If, however, there is less NPP feeding C pools, the net effect could be less storage. The
400 stoichiometric constraints on microbial decomposition would play a key role in these changes in C storage
401 and turnover. The relationship between litter N:P ratio and litter decomposition is not simple. Some
402 studies have observed that litter decomposition is mostly related to lignin and/or secondary compounds
403 concentrations, and only weakly dependent on litter N:P ratio both in tropical forests (Hattenschwiler and
404 Jorgensen (2010) and high latitude ecosystems (Aerts et al., 2012). Other studies have observed that litter
405 decomposition rates were positively (Zang et al. 2018) or negatively (Wang et al. 2016a) related to N:P
406 ratios. These relationships between litter decomposition rates and N:P ratio strongly depend of the level
407 of concentrations of N and P (Güsewell & Gessner, 2009). Litter with N:P > 22 has P-limited decomposition
408 (Güsewell & Freeman (2005). In the frame of growth rate hypothesis, lower N:P ratios should increase
409 microbial growth rate and thus favor fast litter decomposition but only when both N and P are in high
410 concentration; instead, a positive relationship or no relationship between N:P ratio and growth rate of
411 microorganisms occur under low N and P concentrations.

412 Declining health (high mortality and defoliation) has been recorded in forests with long-term and
413 persistently high atmospheric loads of N (Carnicer et al., 2015), imbalances in soil nutrients, and
414 increasing P limitation (Veresoglou et al., 2014; Schmitz et al., 2019). The capacity of temperate forests to
415 store P increases with age (Sardans & Peñuelas, 2015), and proportional allocation among organs is linked
416 to growth-trait strategies. For example, more N is allocated to leaves than roots in slower growing species
417 (Sardans & Peñuelas, 2013b). The N:P ratios of plant organs may be involved in the phenomenon of
418 masting, which intensifies at extreme low and high values of N:P (Fernandez-Martinez et al 2019).
419 Anthropogenic nutrient imbalances and the declining health of temperate forests in the Northern
420 Hemisphere (Veresoglou et al., 2014; Schmitz et al., 2019) may thus affect the capacity of forest
421 ecosystem services, such as C storage. Such impacts on ecosystem function and service delivery remain to
422 be quantified.

423

424 **4. Impacts of shifts in N, P, and N:P ratios on food security and human health**

425 *4.1. Food security*

426 Agriculture may face a potential long-term scarcity of P (McDonald et al., 2011; Obersteiner et al., 2013),
427 likely due to the exhaustion of mineable P reserves (Cordell & White, 2011) and lack of financial access to
428 P fertilizers in poorer countries due to high and fluctuating market prices (Obersteiner et al., 2013). The
429 scarcity of P has long been debated, but ongoing increases in global reserves of mineable P have obscured

430 the potential risk of physical long-term P scarcity (Cordell & White, 2011), although the limited access of
431 many countries still poses a risk to global food security (Fig. 7). The emergence of the global biospheric
432 imbalanced N:P ratio has increased the complexity of the implications of P scarcity (Peñuelas et al., 2013;
433 Lu & Tian, 2017), including risks to food production in agroecosystems (van der Velde et al., 2014; Lu &
434 Tian, 2017). Most P reserves are in only three countries, with Morocco estimated to contain 85% of the
435 global share, followed by China with 6% and the USA with 3% (MacDonald et al., 2011), exacerbating the
436 global problem of supplying P fertilizers.

437 Recent reports about environmental problems related to P availability and imbalances in N:P
438 ratios, and the P trilemma among rich, poor, and P supplier countries (Obersteiner et al., 2013) have
439 attempted to address issues and solutions for P availability (Fig. 7). Some issues for avoiding the impacts of
440 potential P scarcity on global food security for an increasing human population are important
441 (Obersteiner et al., 2013; Rosemarin & Ekane, 2016), including increased demand and prices for P
442 fertilizers that will likely render them inaccessible to poor and food-insecure countries (Obersteiner et al.,
443 2013; Kahsay, 2019). Projections of demands for P fertilizers estimate a doubling of current levels by 2050
444 (Mogollon et al., 2018b), consistent with short-term predictions (Matsubae et al., 2011; Jedeklhauser et
445 al., 2018; Withers et al., 2018a, b).

446 The predicted growth in P demand may be exacerbated by additional demands, such as for
447 fertilizing grassland for livestock production, estimated at about 4–12 Tg P y⁻¹ globally (Mogollon et al.,
448 2018b), and for fish farms, especially in eastern Asia (Vass et al., 2015). P reserves under these scenarios
449 are expected to become depleted within the next 40–400 years, depending on the method of projection
450 (Elser & Bennett, 2011; Cordell et al., 2012; Peñuelas et al., 2013; Cordell & White, 2011,2015). The
451 prospect of exhausting P reserves is a particular concern for P-poor cropland in sub-Saharan Africa, South
452 America, India, Australia, and Russia, especially where farmer income and the capacity of crop production
453 are low (McDonald et al., 2011; Cordell et al., 2013; Rao et al., 2015; Sanyal et al., 2015), such as in sub-
454 Saharan Africa, where low P content and high N:P ratios in some areas are alarming (Sileshi et al., 2017).

455 Geopolitical tensions associated with P scarcity (Obersteiner et al., 2013) are likely to increase
456 between economically rich and poor P consumers, food-insecure P consumers, and P-producing countries
457 (Obersteiner et al., 2013; Matsubae et al., 2011). These tensions indicate the increasing imbalances in N:P
458 ratios due to socioeconomic and asymmetric (access to N vs P) differences in anthropogenic inputs of
459 biologically active N and P to the biosphere (Peñuelas et al., 2013). Imbalances in total emitted
460 anthropogenic N:P ratios to the biosphere increased exponentially during 1961–2013, with multiple
461 detrimental effects. For example, P limitation has increased in several crops, predominantly in Africa and
462 Asia, which may affect future responses to N fertilization (Lu & Tian, 2017). The accumulated addition of P

463 for 2000–2050 has been estimated at 1232 Tg P across the four Millennium Ecosystem Scenarios
464 (Peñuelas et al., 2013), so the P deficit for cereal crops may increase exponentially, especially in large
465 areas of Africa and Russia (Peñuelas et al., 2013; van der Velde et al., 2014).

466 In addition to the problems of P scarcity, P cycling has become a global concern, due to the very
467 low solubility of P and its propensity to be adsorbed on some soil components and to precipitate to form
468 diverse salt species, depending on the pH and mineral components of the soil (Srinivasarao et al., 2007;
469 Dumas et al., 2011; Arai & Livi, 2013). Long-term continuous inputs of P fertilizer in cropland have led to
470 estimates that 50% of total globally applied P fertilizer during 2002–2009 has accumulated in the soil (Xi
471 et al., 2016; Lun et al., 2018). No chemical forms of P are directly available for uptake by crop plants, so
472 efforts to improve P-use efficiency constitute a key global challenge (Sattari et al., 2012; Li et al., 2015,
473 2016; Liu et al., 2016; Bai et al., 2016; Withers et al., 2018a, b).

474 The three-fold global increase in livestock production for human consumption over the last five
475 decades has been a key driver of scarcity, environmental distribution, and decrease in the efficiency of P
476 use (Liu et al., 2017). Globally, 70% of livestock comprises monogastric animals, such as poultry and pigs,
477 which cannot absorb P from phytates and produce manure with very high P concentrations and low N:P
478 ratios that lead to very low P-use efficiency (Prasad et al., 2015; Oster et al., 2018; Wang et al., 2018e).
479 Land used for the intensive production of monogastric animals and that is fertilized with their manure
480 exacerbates environmental imbalances in N:P ratios (Peñuelas et al., 2009; McDonald et al., 2011; Sileshi
481 et al., 2017). A change in human diet to one with a larger proportion of plant-based food may be an
482 effective tool to improve P-use efficiency (Reijnders, 2014; Withers et al., 2015). Studies have indicated
483 that food security may be assured by improving P recycling by the application of a range of technologies
484 and improved and efficient management of N and P fertilization to avoid imbalances in N:P ratios and
485 subsequent associated cascades of environmental and economic problems (Cordell et al., 2012;
486 Rosemarin & Ekane, 2016; Weikard, 2016; Rahman et al., 2019).

487

488 *4.2 Human health*

489 Changes in N, P, and N:P ratios cascade up the trophic chain, potentially to humans from food production,
490 when the effects of over-fertilization and imbalances in N:P ratios in crops may become apparent
491 (Peñuelas et al., 2017b; Peñuelas et al., 2019b). N fertilization has historically been excessive in rich
492 countries and has led to the over-production of food, and the low use of fertilizers has staved off
493 malnutrition in poor countries (Smil, 2002). Men born in rich countries in the 1980s were an average of
494 1.5 cm taller than men born in the 1960s, whereas the height of males born in the same decades in poor
495 countries did not differ (Peñuelas et al., 2017b). Differences in per capita N, P, and N:P intake explained

496 these differences in the height of men born in rich countries better than did socioeconomic and sanitary
497 variables, such as gross domestic product, the human development index and birth weight according with
498 FAO, OCDE and WHO integrated data analyses (Peñuelas et al., 2017b). Some malign neoplasms,
499 particularly of the colon and lung, contain higher concentrations of P and lower N:P ratios than do healthy
500 organs and surrounding tissue (Elser et al., 2007a, b). High N and P intakes from an increased
501 consumption of animal-based foods in some developed countries would therefore likely lead to higher
502 heights, albeit with a higher risk of mortality from cancer.

503 The intensification of crop management and use of fertilizers (especially N) have changed the
504 composition of food intake per capita. Peñuelas et al (2019b) reported that the global intensification of N
505 fertilization may increase the allergenic proteins concentrations in wheat increasing the mean annual per
506 capita intake of these proteins at global scale thus rising the risk of higher prevalence of some illness such
507 as coeliac pathology. Using wheat as an example, global N fertilization increased from 9.84 to 93.8 kg N
508 $\text{ha}^{-1} \text{y}^{-1}$ during 1961–2010 (Curtis, 2019), similar to the overall rate of increase (10.5% y^{-1}) across all types
509 of farmland (from 11.3 to 107.6 Tg N y^{-1}) (Lu & Tian, 2017). The increases in N availability have led to
510 increased concentrations of gluten (Klikocka et al., 2016; Litke et al., 2018; Zheng et al., 2018) and the
511 gliadins in gluten (Daniel & Triboi, 2000; Kinderd et al., 2008; Guardia et al., 2018). These gliadins are
512 responsible for triggering (Petersen et al., 2015; Morrell & Melby, 2017; Dubois et al., 2018) and
513 maintaining (Hischenhuber et al., 2006; Akobeng & Thomas, 2008; Gil-Humanes et al., 2014) celiac
514 disease. Indeed, the higher availability of N has been associated with higher expression of gliadin genes
515 (Shewry et al., 2001).

516 Evidence suggests that P is accumulating in some cropland soils (Yuan et al., 2018) (Fig. 7), which
517 increases uptake by crop plants that may increase P concentrations in food and therefore dietary intake.
518 Some studies have reported high levels of P uptake by crops (Selles et al., 1999; Zhang et al., 2007;
519 Fernandez et al., 2017; Gomez et al., 2019) and non-crop plants (Xu & Timmer, 1998; Ostertag, 2010; Da
520 Ros et al., 2018) under high soil P concentrations. However, the potential relationship between the global
521 accumulations of P in crop soil and P concentrations in the food produced and subsequent consequences
522 on human health are currently unknown. Future research on effects of dietary increases in P intake is
523 warranted since health problems, such as bone health, risk of cancer, and heart failure, have been linked
524 to the increased use of P additives in foods (Dhingra et al., 2010; Wulaningsih et al., 2013; Takeda et al.,
525 2014), albeit with inconsistent effects when P intake is excessive (Cooke, 2017). Sufficient evidences of a
526 shift in food composition at elemental and molecular level produced by changes in N and P crop
527 management are available. Human health can be affected, which opens a new potential perspective in
528 medical studies

530 6. Strategies to limit and mitigate the negative impacts of P scarcity and imbalances in N:P ratios

531 Several policy and management mitigative strategies have been proposed to meet the challenges that the
532 negative effects of P availability pose to food security, environmental health, and geopolitical and
533 economic stability among countries (Dumas et al., 2011; Obersteiner et al., 2013; Cordell & White, 2015;
534 Metson et al., 2015; Hukari et al., 2016; Withers et al., 2017). Key global approaches to ensuring
535 sustainable P management and the avoidance of future P scarcity and limitation include stabilizing P
536 prices, balancing the requirements of P supply and demand, limiting eutrophication, optimizing P cycling,
537 remobilizing and recovering P stores in cropland soil, designing and implementing novel biotechnologies
538 for crop and livestock production, and moving toward plant-based diets (MacDonald et al., 2011; Neset &
539 Cordell, 2011; Schröder et al., 2011; Suh & Yee, 2011; Cordell et al., 2013; Cordell & White, 2015; Withers
540 et al., 2015; Bai et al., 2016; Lukowiak et al., 2016; Metson et al., 2016; Wu et al., 2016; Roy, 2017;
541 Jedelhauser & Binder, 2018; Jedelhauser et al., 2018; Withers et al., 2018a, b; Kasprzyk & Gajewska,
542 2019).

543 The consensus indicates that increasing the use and cycling efficiencies of P will be the most
544 effective approaches to prevent P scarcity for food production and reduce environmental problems
545 involving P (Suh & Yee, 2011; Hanserud et al., 2016; Weikard, 2016; Melia et al., 2017; Withers et al.,
546 2018a, b; Rahman et al., 2019). The direct recovery of P from all types of waste may yield large
547 proportions of previously used P, reducing the need to exploit and release novel sources of bioactive P
548 into the P cycle (Withers et al., 2018b), where secondary fertilizers are produced using recovered P
549 (Hanserud et al., 2016; Talboys et al., 2016; Weikard, 2016; Jedelhauser & Binder, 2018). The efficiency of
550 P recovery in some countries such as Finland and Denmark has reached 67.5 and 53.7%, respectively, but
551 only 0.5% in the USA, a high P consumer (Rahman et al., 2019). A recovery of 37% of recyclable P in the
552 USA would meet the P demand for corn crops (Metson et al., 2016).

553 Methods to increase plant accessibility to P sources have been proposed (Cordell et al., 2011;
554 Adhya et al., 2015; Li et al., 2015; Rowe et al., 2016; Roy 2017; Withers et al 2015; Withers et al., 2018a)
555 as approaches to increase P-use efficiency. At least 50% of the P fertilizer applied to cropland accumulates
556 in the soil (van Dijk et al., 2016; Fun et al., 2018; Lun et al., 2018). For example, cropland soil in Brazil was
557 estimated to store 30 Tg P in 2016 (Withers et al., 2018) (Fig. 7). Exploitation of these stocks may mitigate
558 future scarcity of P fertilizer or inflated prices, where possible approaches include breeding novel
559 microbial genotypes and crop varieties that could re-mobilize and re-use stored P (Adhya et al., 2015;
560 Rowe et al., 2016; Vandamme et al. 2016).

561 The use of novel management techniques and biotechnologies provide opportunities to improve
562 P-use efficiency (Adhya et al., 2015; Vandemme et al., 2016; Rowe et al., 2016; Zheng et al., 2019). In
563 addition to the development and use of novel strains of microbes with a high capacity for remobilizing
564 stored P from crop soil (Adhya et al., 2015; Zheng et al., 2019), other technological improvements, such as
565 novel crop genotypes (Vandemme et al., 2016; Rowe et al., 2016), may be used to improve P-use
566 efficiency (Fig. 7). Improved P-use efficiencies in soil and plants have also been achieved using
567 combinations of novel and technologically improved traditional management techniques (Wang et al.,
568 2016c; Zheng et al., 2019), such as the application of biochar integrated with approaches of organic
569 agricultural management (Chintala et al., 2014) and crop rotation (Lukowiak et al., 2016).

570 The recovery of P from human urine and feces may meet 22% of the total P demand (Mihelic et
571 al., 2011), but its success may be hindered by technological and politicoeconomic constraints.
572 Precipitation with iron and aluminum salts is the simplest method to recover P from waste and water, but
573 the resulting product has limited bio-availability and is a pollutant (Melia et al., 2017). The precipitation of
574 P from wastewater as struvite is more promising (Melia et al., 2017), because the bio-availability of P in
575 struvite as a fertilizer is high (Talboys et al., 2016), and transport costs between treatment plants and
576 farmers is low (Jedelhause & Binder, 2018). Recovery capacity, however, is limited (approximately 25%)
577 unless expensive chemical methods of extraction are applied (Melia et al., 2017). P recovery may be
578 highest from the combustion of solid waste that produces energy and P-rich ash for use as fertilizer
579 (Thitanuwat et al., 2016). Research into the efficient recovery of P from wastes is ongoing and yielding
580 substantial advances (Roy, 2017; Kasprzyk & Gajewska, 2019).

581 Stimuli for recycling P tend to be controlled by legislative regulations and instruments at the
582 national or regional administrative level, sometimes supported by subsidies (Withers et al., 2015; Hukari
583 et al., 2016). Legislation is usually not harmonized or coordinated among national agencies, so the
584 likelihood of the large-scale production of secondary P fertilizer from processes of P recovery is low and
585 requires multinational adoption of cutting-edge technologies (Withers et al., 2015; Hukari et al., 2016;
586 Oster et al., 2018). Increases in the costs of P extraction and transport, however, may increase the
587 economic feasibility of secondary P fertilizers (Mew, 2016).

588 Reduction of livestock production has been suggested as the most effective approach to reduce
589 global P demand and ensure global food security (MacDonald et al., 2011; Schröder et al., 2011; Withers
590 et al., 2018b). The three-fold increase in livestock production in the last five decades (Liu et al., 2017) has
591 led to decreased P-use efficiency of inorganically fertilized forage crops and P surpluses from inputs of
592 animal urine and manure (MacDonald et al., 2011; Nesme et al., 2015). A global reduction in livestock
593 production for dietary consumption would decrease the demand for P and its associated environmental

594 problems (Neset & Cordell, 2011; Wu et al., 2016; Bai et al., 2016; Wang et al., 2018e). Decreases in
595 animal production would increase the availability of cropland for producing crops for direct use in human
596 diets, shortening the food chain and increasing resource-use efficiencies, including P, but also N and water
597 (Neset & Cordell, 2011; Rowe et al., 2016). Reducing the consumption of monogastric livestock would
598 increase the sustainable use of P for food production, because such livestock do not efficiently absorb P
599 from forage (Prasad et al., 2015; Wang et al., 2018e).

600 National and international environmental agencies and policy makers have failed to confront the
601 recognized global risks of unbalanced N:P ratios to the biosphere and humankind. N and P cycles and
602 associated ratio imbalances are starting to be incorporated into climatic and C-cycling models, but they
603 must be addressed by a coordinated international policy and forum of global change.

604

605

606 **Acknowledgements**

607 The authors would like to acknowledge the financial support from the European Research Council Synergy grant
608 ERC-SyG-2013-610028 IMBALANCE-P, the Spanish Government grant CGL2016-79835-P, and the Catalan
609 Government grant SGR 2017-1005.

References

- Aanderud, Z. T., Saurey, S., Ball, B. A., Wall, D. H., Barrett, J. E., Muscarella, M. E., ... & Adams, B. J. (2018) Stoichiometric shifts in soil C:N:P promote bacterial taxa dominance, maintain biodiversity, and deconstruct community assemblages. *Frontiers in Microbiology*, *9*, 1401. DOI:10.3389/fmicrob.2018.01401.
- Abbas, M., Ebeling, A., Oelmann, Y., Ptacnik, R., Roscher, C., Weigelt, A., Weisser, W. W., Wilcke, W. & Hillebrand, H. (2013) Biodiversity effects on plant stoichiometry. *Plos One*, *8*, art num e58179. DOI: 10.1371/journal.pone.0058179.
- Adhya, T. K., Kumar, N., Reddy, G., Podile, A. R., Bee, H. & Samantaray, B. (2015) Microbial mobilization of soil phosphorus and sustainable P management in agricultural soils. *Current Science*, *108*, 1280-1287.
- Aerts, R., van Bodegom, P.M., Cornelisse, J.H.C. (2012) Litter stoichiometric traits of plant species of high-latitude ecosystems show high responsiveness to global change without causing strong variation in litter decomposition. *New Phytologist*, *196*, 181-188.
- Ågren, G.I. (2004) The C:N:P stoichiometry of autotrophs – theory and observations. *Ecology Letters*, *7*, 185–191
- Akobeng, A.K., Thomas, A.G. (2008) Systematic review: tolerable amount of gluten for people with coeliac disease. *Alimentary Pharmacology Therapeutics*, *27*, 1044-1052. DOI:10.1111/j.1365-2036.2008.03669.x.
- Alexander, H., Jenkins, B. D., Rynearson, T. A., Dyhrman, S. T. (2015) Metatranscriptome analyses indicate resource partitioning between diatoms in the field. *Proceedings of the National Academy of Sciences USA*, *112*, E2182-E2190. DOI:10.1073/pnas.1421993112.
- Apple, J. L., Wink, M., Wills, S. E. & Bishop, J. G. (2009) Successional change in phosphorus stoichiometry explains the diverse relationships between herbivory and lupin density on Mount St. Helens. *Plos One*, *4*, e7807.
- Aragon, R., Sardans, J. & Peñuelas, J. (2014) Soil enzymes associated with carbon and nitrogen cycling in invaded and native secondary forests of northwestern Argentina. *Plant and Soil*, *384*, 169-183. Doi:10.1007/s11104-014-2192-8.
- Arai, Y. & Livi, K. J. (2013) Underassessed phosphorus fixation mechanisms in soil sand fraction. *Geoderma*, *192*, 422-429. DOI:10.1016/j.geoderma.2012.06.021.

Arbuckle, K. E., Downing, J. A., (2001) The influence of watershed land use on lake in a predominantly agricultural landscape. *Limnology and Oceanography*, 46, 970-975.

Arnold, K. H., Shreeve, R. S., Atkinson, A. & Clarke, A. (2004) Growth rate of *Antartic krill*, *Euphasia superba*: comparison of the instantaneous growth rate method with nitrogen and phosphorus stoichiometry. *Limnol. Oceanography*, 49, 2152-2161.

Bai, Z., Ma, L., Ma, W., Qin, W., Velthof, G. L., Onema, O. & Zhang, F. (2016) Changes on phosphorus use and losses in the food chain of China during 1950-2010 and forecast for 2030. *Nutrient Cycles in Agroecosystems*, 104, 361-372. Doi:10.1007/s10705-015-9737-y.

Ballantyne, IV, F., Menge, D. N. L., Ostling, A. & Hosseini, P. (2008) Nutrient recycling affects autotroph and ecosystem stoichiometry. *American Naturalist*, 171, 511-523. DOI:10.1086/528967.

Barantal, S., Schimann, H., Fromin, N. & Hattenschwiler, S. (2014) C, N and P fertilization in an Amazonian rainforest supports stoichiometric dissimilarity as a driver of litter diversity effects on decomposition. *Proceedings of the Royal Society B-Biological Sciences*, 281, 20141682. DOI:10.1098/rspb.2014.1682.

Bartrons, M., Sardans, J., Hoekman, D. & Peñuelas, J. (2018) Trophic transfer from aquatic to terrestrial ecosystems: a test of the biogeochemical niche hypothesis. *Ecosphere*, 9, e02338.

Bishop, J. G., O'Hara, N. B., Titus, J. H., Apple, J. L., Gill, R. A. & Wynn, L. (2010) N-P co-limitation of primary production and response of arthropods to N and P in early primary succession on Mount St- Helens volcano. *Plos One*, 5, e13598.

Bizsel, N., Uslu, O. (2000) Phosphate, nitrogen and iron enrichment in the polluted Izmir Bay, Aegean Sea. *Marine Environmental Research*, 49: 101-122.

Blanes, M. C., Viñebla, B., Merino, J. & Carreira, J. A. (2013) Nutritional status of *Abies pinsapo* forest along a nitrogen deposition gradient: do C/N/P stoichiometric shifts modify photosynthetic nutrient use efficiency? *Oecologia*, 171, 797-808. Doi:10.1007/s00442-012-2454-1.

Blaser, W. J., Shanungu, G. K., Edwards, P. J. & Venterink, H. O. (2014) Woody encroachment reduces nutrient limitation and promotes soil carbon sequestration. *Ecology and Evolution*, 4, 1423-1438. Doi:10.1002/ece3.1024.

Bondre, N. (2011) Phosphorus: How much is enough? *Global Change*, 76. <http://www.igbp.net/news/features/features/phosphorushowmuchisenough.5.1b8ae20512db692f2a680002359.html>.

Bouwman, A. F., Beusen, A. H. W., Lassaletta, L., van Apeldoorn, D. F., van Grisven, H. J. M., Zhang, J. & van Ittersum, M. K. (2013a) Lessons from temporal and spatial patterns in global use of N and P fertilizer on cropland. *Scientific Reports*, 7, 40366. Doi:10.1038/srep40366.

Bouwman, L., Goldewijk, K. K., van der Hoek, K. W., Beusen, A. H. W., van Vuuren, D. P., Willems, J., ... & Stehfest, E. (2013b) Exploring global changes in nitrogen and phosphorus cycles in agriculture induced by livestock production over the 1900-2050 period. *Proceeding of the National Academy of Sciences USA*, 24, 20882-20887.

Bui, E. N. & Henderson, B. L. (2013) C:N:P stoichiometry in Australian soils with respect to vegetation and environmental factors. *Plant and Soil*, 373, 553-568. DOI:10.1007/s11104-013-1823-9.

Burns, R. C. & Hardy, R. W. F. (1975) Nitrogen fixation in bacteria and higher plants. New York, NY, Springer.

Busch, V., Klaus, V. H., Penone, C., Schafer, D., Boch, S., Prati, D., Muller, J. & Kleinebecker, T. (2018) Nutrient stoichiometry and land use rather than species richness determine plant functional diversity. *Ecology and Evolution*, 8, 601-616. DOI:10.1002/ece3.3609.

Candfield, D. E., Glazer, A. N. & Falkowski, P. G. (2010) The evolution and future of earth's nitrogen cycle. *Science*, 330, 192-196.

Capriulo, G.M., Smith, G., Troy, R., Wikfors, G.H., Pellet, J., Yarish, C., 2002. The planktonic food web structure of a temperate zone estuary, and its alteration due to eutrophication. *Hydrobiologia*, 475, 263-333.

Carnicer, J., Sardans, J., Stefanescu, C., Ubach, A., Bartrons, M., Asensio, D. & Peñuelas, J. (2015) Global biodiversity, stoichiometry and ecosystem function responses to human-induced C-N-P imbalances. *Journal of Plant Physiology*, 172, 82-91. DOI: 10.1016/j.jplph.2014.07.022.

Carrillo, P., Villar-Argaiz, M. & Medina-Sánchez, J. M. (2001) Relationship between N:P ratio and growth rate during the life cycle of calanoid copepods: An in situ measurement. *Journal of Planktonic Research*, 23, 537-547.

- Castellanos, A. E., Llano-Sotelo, J. M., Machado-Encinas, L. I., López-Piña, J. E., Romo-Leon, J. R., Sardans, J. & Peñuelas, J. (2018) Foliar C, N, and P stoichiometry characterize successful plant Ecological strategies in the Sonoran desert. *Plant Ecology*, 219, 775-788. DOI:10.1007/s11258-018-0833-3.
- Cernusak, L. A., Winter, K. & Turner, B. L. (2010) Leaf nitrogen to phosphorus ratios of tropical trees: experimental assessment of physiological and environmental controls. *New Phytologist*, 185, 770-779.
- Chai, C., Yu, Z. M., Song, X. X., Cao, X. H. (2006) The status and characteristics of eutrophication in the Yangtze River (Changjiang) estuary and the adjacent East China Sea, China. *Hydrobiologia*, 563, 313-328.
- Chen, L., Li, P. & Yang, Y. (2016) Dynamic patterns of nitrogen: Phosphorus ratios in forest Soils of China under changing Environment. *Journal of Geophysical Research: Biogeosciences*, 121, 2410-2421. 10.1002/2016JG003352.
- Chen, B. H., Ji, W.D., Zhou, K. W., He, Q. & Fu, T. T. (2014) Nutrient and eutrophication characteristics of the Dongshan Bay, South China. *Chinese Journal of Oceanology and Limnology*, 32, 886-898. DOI:10.1007/s00343-014-3214-3.
- Chen, M. M., Yin, H. B., O'Connor, P., Wang, Y. S. & Zhu, Y. G. (2010) C: N: P stoichiometry and specific growth rate of clover colonized by arbuscular mycorrhizal fungi. *Plant Soil*, 326, 21-29.
- Cheung, W. W. L., Watson, R., Pauly, D. (2013) Signature of ocean warming in global fisheries catch. *Nature*, 497, 365. DOI: 10.1038/nature12156.
- Chintala, R., Schumacher, T.E., McDonald, L.M., Clay, D.E., Malo, D.D., Papiernik, S.K., Clay, S.A. & Julson, J.L. (2014) Phosphorus sorption and availability from biochars and soil/biochar mixtures. *Clean Soil and Air*, 42, 626-634.
- Cooke, A. (2017) Dietary food-additive phosphate and human health outcomes. *Comprehensive reviews in Food Science and Food Safety*, 16, 906-1021. DOI:10.1111/1541-4337.12275.
- Cordell, D. & Neset, T. S. S. (2014) Phosphorus vulnerability: a qualitative framework for assessing the vulnerability of national and regional food systems to the multi-dimensional stressors of phosphorus scarcity. *Global Environmental Change*, 24, 108-122. Doi:10.1016/j.gloenvcha.2013.11.005.
- Cordell, D. & White, S. (2011) Peak phosphorus: clarifying the key Issues of a vigorous debate about long-term phosphorus security. *Sustainability*, 3, 2017-2049. Doi:10.3390/su3102027.

Cordell, D. & White, S. (2015) Tracking phosphorus security: indicators of phosphorus vulnerability in the global food system. *Food Security*, 7, 337-350. DOI:10.1007/s12571-015-0442-0.

Cordell, D., Jackson, M. & White, S. (2013) Phosphorus flows through the Australian food system: identifying intervention points as a roadmap to phosphorus security. *Environmental Science & Policy*, 29, 87-102. Doi:10.1016/j.envsci.2013.01.008.

Cordell, D., Schmid Nese, T. S. & Prior, T. (2012) The phosphorus mass balance: identifying “hotspots” in the food system as a roadmap to phosphorus security. *Current Opinion in Biotechnology*, 23, 839-845. DOI:10.1016/j.copbio.2012.03.010.

Cordell, D., Rosemarin, A., Schröder, J. J. & Smit, A. L. (2011) Towards global phosphorus security: A systems framework for phosphorus recovery and reuse options. *Chemosphere*, 84, 747-758.

Crowley, K. F., McNeil, B. E., Lovett, G. M., Canham, C. D., Driscoll, C. T., ... & Weathers, K. C. (2012) Do nitrogen limitation patterns shift from nitrogen towards phosphorus with increasing nitrogen deposition across the Northeastern United States? *Ecosystems*, 15, 940-957. Doi:10.1007/s10021-012-9550-2.

Curtis, B.C. 2019. <http://www.fao.org/3/y4011e/y4011e04.htm#TopOfPage>

Daniel, C. & Triboi, E. (2000) Effects of temperature and nitrogen nutrition on the grain composition of winter wheat: effects on gliadin content and composition. *Journal of Cereal Science*, 32, 45-56.

Daehler, CC. (2003). Performance comparisons of co-occurring native and alien invasive plants: implications for conservation and restoration. *Annual Review of Ecology, Evolution, and Systematics*, 34, pp. 183-211

Da Ros, L. M., Soolanayakanahally, R. Y., Guy, R. D. & Mansfield, S. D. (2018) Phosphorus storage and resorption in riparian tree species: Environmental applications of poplar and willow. *Environmental and Experimental Botany*, 149, 1-8. DOI:10.1016/j.envexpbot.2018.01.016.

Delgado-Baquerizo, M., Maestre, F.T., Gallardol, A., Bowker, M.A., Wallenstein, M.D., Quero, J.L., Ochoa, V., Gozalo, B., Garcia-Gomez, M., Soliveres, S., Garcia-Palacios, P., Berdugo, M., Valencia, E., Escolar, C., Arredondol, T., Barraza-Zepeda, C., Bran, D., Carreiral, J.A., Chaiebl, M., Conceicao, A.A., Derak, M., Eldridge, D.L., Escudero, A., Espinosa, C.I., Gaitan, J., Gatica, M.G., Gomez-

Gonzalez, S., Guzman, E., Gutierrez, J.R., Florentino, A., Hepper, E., Hernandez, R.M., Huber-Sannwald, E., Jankju, M., Liu, J.S., Mau, R.L., Miriti, M., Monerris, J., Naseri, K., Noumi, Z., Polo, V., Prina, A., Pucheta, E., Ramirez, E., Ramirez-Collantes, D.A., Romao, R., Tighe, M., Torres, D., Torres-Diaz, C., Ungar, E.D., Val, J., Wamiti, W., Wang, D.L. & Zaady, E. 2013. Decoupling of soil nutrient cycles as a function of aridity in global drylands. *Nature* 502:672-676.

Delgado-Vargas, O., Garcia-Ruiz, R. & Forero-Álvarez, J. (2016) Fertilising techniques and nutrient balances in the agricultura industrialization transition: The case of sugarcane in the Cauca river valley (Colombia), 1943-2010. *Agriculture, Ecosystems and Environment*, 218, 150-162. Doi:10.1016/j.agee.2015.11.003.

Delgado-Baquerizo, M., Reich, P. B., Khachane, A. N., Campbell, C. D., Thomas, N., Freitag, T. E., ... & Singh, B. K. (2017) It is elemental: soil nutrient stoichiometry drives bacterial diversity. *Environmental Microbiology*, 19, 1176-1188. Doi:10.1111/1462-2920.13642.

Delgado-Baquerizo, M., Reich, P., García-Palacios, P. & Milla, R. (2016) Biogeographic bases for a shift in crop C:N:P stoichiometris during domestication. *Ecology Letters*, 19, 564-575. Doi:10.1111/ele.12593.

Delwiche, C. C. (1970) The nitrogen cycle. *Scientific American*, 223, 137-146.

DeMalach, N. (2018) Towards a mechanistic understanding of the effects of nitrogen and phosphorus additions on grassland diversity. *Perspectives in plant Ecology, Evolution and Systematics*, 32, 65-72. Doi:10.1016/j.ppees.2018.04.003.

Deng, M., Liu, L., Sun, Z., Piao, S., Ma, Y., Chen, Y., ... & Li P. (2016) Increased phosphate uptake but not resorption alleviates phosphorus deficiency induced by nitrogen deposition in temperate *Larix principis-rupprechtii* plantations. *New Phytologist*, 212, 1019-1029. Doi:10.1111/nph.14083.

Deng, Q., Hui, D., Luo, Y., Elser, J., Wang, Y.P., Loladze, I., Zhang, Q. & Dennis, S. (2015) Down-regulation of tissue N:P ratios in terrestrial plants by elevated CO₂. *Ecology*, 96, 3354-3362. Doi:10.1890/15-0217.1.sm.

Dhingra, R., Gona, P., Benjamin, E. J., Wang, T. J., Aragam, J., D'Agostino, R. B., Kannel, W. B. & Vasan, R. S. (2010) Relations of serum phosphorus levels to echocardiographic left ventricular mass and incidence of heart failure in the community. *European Journal of Heart Failure* 12: 812– 818.

Du, E., de Vries, W., Han, W., Liu, X., Yan, Z. & Jiang, Y. (2016) Imbalanced phosphorus and nitrogen deposition in China's forests. *Atmospheric Chemistry and Physics*, 16, 8571-8579. doi:10.5194/acp-16-8571-2016.

Dubois, B., Bertin, P., Hautier, L., Muhovski, Y., Escarnot, E. & Mingeot, D. (2018) Genetic and environmental factors affecting the expression of a-gliadin canonical epitopes involved in celiac disease in a wide collection of spelt (*Triticum aestivum* ssp. *Spelta*) cultivars and landraces. *BMC Plant Biology*, 18, 262.

Duce, R. A., LaRoche, J., Altieri, K., *et al.* (2008) Impacts of anthropogenic nitrogen on the open ocean. *Science*, 320, 893-897.

Dumas, M., Frossard, E. & Scholz, R. W. (2011) Modeling biogeochemical processes of phosphorus for global food supply. *Chemosphere*, 84, 798-805. Doi:10.1016/j.chemosphere.2011.02.039.

Dupas, R., Delmas, M., Dorioz, J. M., Garnier, J., Moatar, F. & Gascuel-Oudou, C. (2015) Assessing the impact of Agricultural pressures on N and P loads and eutrophication risk. *Ecological Indicators*, 48, 396-407. DOI:10.1016/j.ecolind.2014.08.007.

Dudareva, D.M., Kvitkina, A.K., Yusupov, I.A. & Yevdokimov, I.V. (2018) Changes in C:N:P ratios in plant biomass, soil and soil microbial biomass due to the warming and dessication effect of flaring. *Byulleten' Pochvennogo Instituta im. V.V. Dokuchaeva*, 95, 71-89. DOI:10.19047/0136-1694-2018-95-71-89.

Eldridge, D. J., Bowker, M. A. , Maestre, F. T., *et al* (2011) Impacts of shrub encroachment on ecosystem structure and functioning: Towards a global synthesis. *Ecology Letters*, 14, 709–722. doi: 10.1111/j.1461-0248.2011.01630.x.

Elser, J.J. & Bennett, E. (2011) A broken biogeochemical cycle. *Nature*, 478, 29-31. Engineer, C. B. & Kranz, R. G. (2007) Reciprocal leaf and root expression of *AtAmt1.1* and root architectural changes in response to nitrogen starvation. *Plant Physiology*, 143, 236–250.

Elser, J. J., Peace, A. L., Kyle, M., Wojewodzic, M., McCrackin, M. L., Andersen, T. & Hessen, D. O. (2010a). Atmospheric nitrogen deposition is associated with elevated phosphorus limitation of lake zooplankton. *Ecology Letters*, 13, 1256–1261.

Accepted Article
Elser, J. J., Fagan, W. F., Kerkhoff, A. J., Swenson, N. G., & Enquist, B. J. (2010b) Biological stoichiometry of plant production: metabolism, scaling and Ecological response to global change. *New Phytologist*, *186*, 593-609.

Elser, J. J., Kyle, M., Steger, L., Nydick, K. R. & Baron, J. S. (2009a) Nutrient availability and phytoplankton nutrient limitation across a gradient of atmospheric nitrogen deposition. *Ecology*, *90*, 3062-3073. DOI:10.1890/08-1742.1.

Elser, J. J., Andersen, T., Baron, J. S., Bergstrom, A. K., Jansson, M., Kyle, M., ... & Hessen, D. O. (2009b) Shifts in lake N:P stoichiometry and nutrient limitation driven by atmospheric nitrogen deposition. *Science*, *326*, 835-837. DOI:10.1126/Science.1176199.

Elser, J. J., Kyle, M. M., Smith, M. S., Nagy, J. D. (2007a) Biological stoichiometry in human cancer. *Plos One*, *2*, e1028.

Elser, J. J., Kyle, M. M., Smith, M. S., Nagy, J. D. (2007b) Biological stoichiometry of tumors: a test of the growth rate hypothesis using paired biopsy samples of human tumors. *Integrative and Comparative Biology*, *46*, E39-E39.

Eo, J. & Park, K. C. (2016) Long-term effects of imbalanced fertilization on the composition and diversity of soil bacterial community. *Agriculture Ecosystems & Environment*, *231*, 176-182. DOI:10.1016/j.agee.2016.06.039.

Eriksson, E. (1959) Atmospheric chemistry. *Svensk Botanisk Tidskrift*, *71*, 15-32.

Fanin, N., Fromin, N., Biatois, B. & Hättenschwiller, S. (2013) An experimental test of the Hypothesis of non-homeostatic consumer stoichiometry in a plant litter-microbe system. *Ecology Letters*, *16*, 764-772. doi:10.1111/ele.12108.

FAO (2017) Current world fertilizer trends and outlook to 2020. Food and agriculture organization of the united nations. Rome.

FAO (2015) Current world fertilizer trends and outlook to 2018. Food and agriculture organization of the united nations. Rome.

FAO (2008) Current world fertilizer trends and outlook to 2011/12. Food and agriculture organization of the united nations. Rome.

Feng, D. F. & Bao, W. K. (2018) Shrub encroachment alters topsoil C:N:P stoichiometric ratios in a high-altitude forest cutover. *IForest-Biogeosciences and Forestry*, *11*, 594-598. Doi:10.3832/ifor2803-011.

Fenn, M.E., Poth, M.A., Aber, J.D., Baron, J.S., Bormann, B.T., Johnson, D.W., Lemly, A.D., McNulty, S.G., Ryan, D.E., Stottlemeyer, R., 1998. Nitrogen excess in North American ecosystems: Predisposing factors, ecosystem responses, and management strategies. *Ecological Applications*, 8, 706-733.

Fernandes, A. M., Soratto, R. P., de Souza, E. D. C. & Job, A. L. G. (2017) Nutrient uptake and removal by potato cultivars as affected by phosphate fertilization of Soils with different levels of phosphorus availability. *Revista Brasileira de Ciencia do Solo*, 41, artn e0160288. DOI:10.1590/18069657rbcS20160288.

Fernández-Martínez, M., Sardans, J., Chevalier, F., Ciais, P., Obersteiner, M., Vicca, S., ...& Peñuelas, J. (2019) Global trends in carbon sinks and their relationships with CO₂ and temperatura. *Nature Climate Change*, 9, 73-79. Doi:10.1038/s41558-018-0367-7.

Fernández-Martínez, M., Vicca, S., Janssens, I. A., Sardans, J., Luysaert, S., Campioli, M., ... & Peñuelas, J. (2014) Nutrient availability at the key regulator of global forest carbón balance. *Nature Climate Change*, 4, 471-476. Doi:10.1038/NCLIMATE2177.

Ferretti, M., Marchetto, A., Arisci, S., Bussotti, F., Calderisi, M., Carnicelli, S., ... Pompei, E. (2014) On the tracks of nitrogen deposition effects on temperatura forests at their southern European range – an observational study from Italy. *Global Change Biology*, 20, 3423-3438. Doi:10.1111/gcb.12552.

Fields, S. (2004) Global Nitrogen Cycling out of Control. *Environmental Health Perspectives*, 112, A557-A563.

Fowler, D., Coyle, M., Skiba, U., Sutton, M. A., Cape, J. N., Reis, S., ... & Voss M. (2013) The global nitrogen cycle in the twenty first century. *Philosophical Transactions of the Royal Society B*, 368, art num 20130164. Doi:10.1098/rstb.2013.0164.

Franzaring, J., Holz, I., Zipperle, J., Fangmeier, A., 2010. Twenty years of biological monitoring of element concentrations in permanent forest and grassland plots in Baden-Wurttemberg (SW Germany). *Environmental Science and Pollution Research*, 17, 4-12.

Frost, P.C., Kinsman, L.E., Johnston, C.A., Larson, J.H., 2009. Watershed discharge modulates relationships between landscape components and nutrient ratios in stream seston. *Ecology*, 90, 1631-1640.

Galloway, J. N., Townsend, A. R., Erisman, J. W., Bekunda, M., Cai, Z., Freney, J. R., ...& Sutton, M. A. (2008) Transformation of the nitrogen cycle: recent trends, questions, and potential solutions. *Science*, 320, 889-

892. (2008) Transformation of the nitrogen cycle: recent trends, questions, and potential solutions. *Science*, 320, 889-892.

Galloway, J. N., Dentener, F. J., Capone, D. G., Boyer, E. W., Howarth, R. W., Seitzinger, S. P., ... & Smarthy, C. J. M. (2004) Nitrogen cycles: past, present, and future. *Biogeochemistry*, 70, 153-226.

Galloway, J. N. (1998) The global nitrogen cycle: changes and consequences. *Environmental Pollution*, 102, S1, 15-24.

Galloway, J., Schelinger, W., Levy, H., Michaels, A. & Schnoor, J. L. (1995) Nitrogen fixation: anthropogenic enhancement-environmental m response. *Global Biogeochemical Cycles*, 9, 235-252.

Gargallo-Garriga, A., Sardans, J., Perez-Trujillo, M., Ovarec, M., Urban, O., Jentsch, A., ... & Peñuelas, J. (2015) Warming differentially influences the effects to drought on stoichiometry and metabolomics in shoots and roots. *New Phytologist*, 207, 591-603. Doi:10.1111/nph.13377.

Gargallo-Garriga, A., Sardans, J., Pérez-Trujillo, M., Rivas-Ubach, A., Ovarec, M., Veceroka, K., ... & Peñuelas, J. (2014) Opposite metabolic responses of shoots and roots to drought. *Scientific Reports*, 4, 6829. Doi:10.1038/srep.06829.

Gerson, J. R., Driscoll, C. T. & Roy, K. M. (2016) Patterns of nutrient dynamics in Adirondack lakes recovering from acid deposition. *Ecological Applications*, 26, 1758-1770. DOI:10.1890/15-1361.

Gil-Humanes, J., Pistón, F., Altamirano, R., Real, A., Comino, I., Sousa, C., Rosell, C.M., Barro, F. (2014) Reduced-Gliadin wheat bread: an alternative to the gluten-free diet for consumers suffering gluten-related pathologies. *Plos One*, 9, e90898.

Godwin, C. M. & Cotner, J. B. (2018) What intrinsic and extrinsic factors explain the stoichiometric diversity of aquatic heterotrophic bacteria? *The ISME Journal*, 12, 598-609. DOI:10.1038/ismej.2017.195.

Goll, D. S., Vuichard, N., Maignan, F., Jornet-Puig, A., Sardans, J., Violette, A., ... & Ciais, P. (2017) A presentation of phosphorus cycle for ORCHIDEE (revision 4520). *Geosciences Model Development*, 10, 3745-3770. Doi:10.5194/gmd-10-3745-2017.

Goll, D. S., Brovkin, V., Parida, B. R., Reick, C. H., Kattge, J., Reich, P. B., ... & Niinemets, Ü. (2012) Nutrient limitation reduces land carbon uptake in simulations with a model of combined carbon, nitrogen and phosphorus cycling. *Biogeosciences*, 9, 3547-3569. DOI:10.5194/bg-9-3547-2012.

Gomez, M. I., Magnitskiy, S. & Rodriguez, L. E. (2019) Nitrogen, phosphorus and potassium accumulation and partitioning by the potato group *Andigenum* in Colombia. *Nutrient Cycling in Agroecosystems*, 113, 349-363. DOI:10.1007/s10705-019-09986-z.

Gomez-Garrido, M., Martinez-Martinez, S., Cano, A. F., Buyukkilic-Yanardag, A. & Arocena, J. M. (2014) Soil fertility status and nutrients provided to spring barley (*Hordeum distichon* L.) by pig slurry. *Chilean Journal of Agriculture Research*, 74, 73-82. Doi:10.4067/S0718-58392014000100012.

González, A. L., Céréghino, R., Dézerald, O., Farjalla, V. F., Leroy, C., Richardson, B. A., ... & Srivastava, D. S. (2018) Ecological mechanisms and phylogeny shape invertebrate stoichiometry: A test using detritus-based communities across Central and South America. *Functional Ecology*, 32, 2448–2463.

González, A. L., Dézerald, O., Marquet, P. A., Romero, G. Q. & Srivastava, D. S. (2017) The multidimensional stoichiometric niche. *Frontiers in Ecology and Evolution*, 5, 1–17.

Gonzalez AL, Kominoski JS, Danger M, Ishida S, Iwai N, Rubach A (2010) Can ecological stoichiometry help explain patterns of biological invasions? *Oikos*, 119, 779–790.

Graham, W. F. & Duce, R. A. (1979) Atmospheric pathways of the phosphorus cycle. *Geochimica et Cosmochimica Acta*, 43, 1195-1208.

Grosse, J., Burson, A., Stomp, M., Huisman, J., Boschker, H. T. S. (2017) From ecological stoichiometry to biochemical composition: variation in N and P supply alters key biosynthetic rates in Marine phytoplankton. *Frontiers in Microbiology*, 8, art num 1299. DOI:10.3389/fmicb.2017.01299.

Gruber, N. & Galloway, J. N. (2008) An earth-system perspective of the global nitrogen cycle. *Nature*, 451, 293-296. Doi: 10.1038/nature06592.

Gu, B., Chang, J., Min, Y., Ge, Y., Zhu, Q., Galloway, J. N., ... & Peng, C. (2013) The role of industrial nitrogen in the global nitrogen biogeochemical cycle. *Scientific Reports*, 3, art num 2579. Doi:10.1038/srep02579.

Guardia, G., Sanz-Cobena, A., Sanchez-Martín, L., Fuertes-Mendizabla, T., González-Murua, C., Álvarez, J. M., & Vallejo, A. (2018) Urea-based fertilization strategies to reduce yield-scaled N oxides and enhance bread-making Quality in a rainfed Mediterranean wheat crop. *Agriculture, Ecosystems and Environment*, 265, 421-431. DOI:10.106/j.agee.2018.033.

Güsewell, S. & Freeman, C. (2005) Nutrient limitation and enzyme activities during litter decomposition of nine wetland species in relation to litter N:P ratios. *Functional Ecology*, *16*, 582-593.

Güsewell, S. & Gessner, M. O. (2009) N : P ratios influence litter decomposition and colonization by fungi and bacteria in microcosms. *Functional Ecology*, *23*, 211-219.

Güsewell, S. & Verhoeven, J. T. A. (2006) Litter N:P ratios indicate whether N or P limits the decomposability of graminoid leaf litter. *Plant Soil*, *287*, 131-143.

Güsewell, S., Bailey, K. M., Roem, W. J. & Bedford, B. (2005) Nutrient limitation and botanical diversity in wetlands: Can fertilization raise species richness?. *Oikos*, *109*, 71-80. DOI:

Hall, S. R. (2009) Stoichiometrically explicit food webs: feedbacks between resources supply, elemental constrains, and species diversity. *Annual Reviews Ecology, Evolution and Systematics*, *40*, 503-528.

Hanserud, O. S., Brod, E., Ogaard, A. F., Müller, D. B. & Brattebo, H. (2016) A multi-regional soil phosphorus balance for exploring secondary fertilizer potential: the case of Norway. *Nutrient Cycling in Agroecosystems*, *104*, 307-320. DOI:10.1007/s10705-015-9721-6.

Harrison, P.J., Yin, K.D., Lee, J.H.W., Gan, J.P., Liu, H.B., 2008. Physical-biological coupling in the Pearl River Estuary. *Continental Shelf Research*, *28*, 1405-1415.

Hattenschwiler, S. & Jorgensen, H.B. (2010) Carbon quality rather than stoichiometry controls litter decomposition in a tropical rain forest. *Journal of Ecology*, *98*, 754-763.

He, M., Djistra, F. A. (2014) Drought effect on plant nitrogen and phosphorus: a meta-analysis. *New Phytologist*, *204*, 924-931.

He, M., Li, G. Z., Wei, M. X. & Tan, Q. Z. (2013) Relationship between the seasonality of seawater N:P ratio and the structure of plankton on the reefs of Weizhou Island, northern South China sea. *Journal of Tropical Oceanography*, *32*, 64-72. Doi:10.3969/j.issn.1009-5470.2013.04.010.

Herridge, D. F., Peoples, M. B. & Boddey, R. M. (2008) Global inputs of biological nitrogen fixation in agricultural systems. *Plant and Soil*, *311*, 1-18. Doi:10.1007/s11104-008-9668-3.

Hessen, D. O. (2013) Inorganic nitrogen deposition and its impacts on N:P-ratios and lake productivity. *Water*, 5, 327-341. Doi:10.3390/w5020327.

Hessen, D.O., Andersen, T., Larsen, S., Skjelkvale, B.L., de Wit, H.A., 2009. Nitrogen deposition, catchment productivity, and climate as determinants of lake stoichiometry. *Limnology and Oceanography*, 54, 2520-2528.

Hentz, P., Correa, J. C., Fontanelli, R. S., Bebelatto, A., Nicoloso, R. D., Semmelmann, C. E. N. (2016) Poultry litter and pig slurry applications in an integrated crop-livestock system. *Revista Brasileira de Ciencia do Solo*, 40, e0150072. Doi:10.1590/18069657rbcs20150072.

Hill, B. H., Bolgrein, D. W., Herlihy, A. T., Jicha, T. M. & Angradi, T. R. (2011) A synoptic survey of nitrogen and phosphorus in tributary streams and great rivers of the upper Mississippi, Missouri, and Ohio River Basins. *Water, Air and Soil Pollution*, 216, 605-619. Doi:10.1007/s11270-010-0556-0.

Hischenhuber, C., Crevel, R., Jarry, B., Mäki, M., Moneret-Vautrin, D.A., Romano, ...& Ward, R. (2006) Review article: safe amounts of gluten for patients with wheat allergy or coeliac disease. *Alimentary Pharmacology Therapeutics*, 23, 559-575.

Hu, M., Peñuelas, J., Sardans, J., Sun, Z., Wilson, B. J., Huang, J., Zhu, Q. & Tong, C. (2018) Stoichiometry patterns of plant organ N and P in coastal herbaceous wetlands along the East China sea: implications for biogeochemical niche. *Plant and Soil*, 431, 273-288. Doi:10.1007/s11104-018-3759-6.

Hu, X. F., Chen, F. S., Wine, M. L. & Fang, X. M. (2017) Increasing acidity of rain in subtropical tea plantation alters aluminum and nutrient distributions at the root-soil interface and in plant tissues. *Plant and Soil*, 417, 261-274. DOI:10.1007/s11104-017-3256-3.

Huang, W., Zhou, G., Liu, J., Duan, H., Liu, X., Fang, X. & Zhang, D. 2014. Shifts in soil phosphorus fractions under elevated CO₂ and N addition in model forest ecosystems in subtropical China. *Plant Ecology*, 215, 1373-1384.

Huang, Z., Liu, B., Davis, M., Sardans, J., Peñuelas, J. & Billings, S. (2016) Long-term nitrogen deposition linked to reduced water use efficiency in forests with low phosphorus availability. *New Phytologist*, 210, 431-442. Doi:10.1111/nph.13785.

Huang J, Ji M, Xie Y, Wang S, He Y, Ran J. 2016b. Global semi-arid climate change over last 60 years. *Climate Dynamics*, 46, 1131-1150.

Huang J, Li Y, Fu C, Chen F, Fu Q, Dai A, Shinoda M, Ma Z, Guo W, Li Z, Zhang L, Liu Y, Yu H, He Y, Xie Y, Guan X, Ji M, Lin L, Wang S, Yan H, Wang G. 2017. Dryland climate change: recent progress and challenges. *Reviews of Geophysics* 55, 719-778.

Hukari, S., Hermann, L. & Nättorp, A. (2016) From wastewater to fertilisers – Technical overview and critical review of European legislation governing phosphorus recycling. *Science of the Total Environment*, 542, 1127-1135. DOI:10.1016/j.scitotenv.2015.09.064.

Humer, E., Schwarz, C. & Schedle, K. (2015) Phytate in pig and poultry nutrition. *Journal of Animal Physiology and Animal Nutrition*, 99, 605-625. Doi:10.1111/jpn.12258.

Hungate, B. A., Dukes, J. S., Shaw, M. R., Luo, Y. & Field, C. B. (2003) Nitrogen and climate change. *Science*, 302, 1512-1513. DOI:10.1038/ncomms3934.

Hattenschwiler, S, Jorgensen, H.B. (2010). Carbon quality rather than stoichiometry controls litter decomposition in a tropical rain forest. *Journal of Ecology*, 98, 754-763.

Isles, P. D. F., Creed, I. F. & Bergstrom, A. K. (2018) Recent Synchronous declines in DIN:TP in Swedish lakes. *Global Biogeochemical Cycles*, 32, 208-225. DOI:10.1002/2017GB005722.

Ibañez, C., Peñuelas, J. 2019. Changing nutrients, changing rivers. Phosphorus removal from freshwater systems has wide-ranging ecological consequences. *Science* 365 (6454); 637-638. doi: 10.1126/science.aay2723

Jedelhauser, M. & Binder, C. R. (2018) The spatial impact of socio-technical transitions – the case of phosphorus recycling as a pilot of the circular economy. *Journal of Cleaner Production*, 197, 856-869. DOI: 10.1016/j.jclepro.2018.06.241.

Jedelhauser, M., Mehr, J. & Binder, C. R. (2018) Transition of the Swiss phosphorus system towards a circular economy-Part 2: socio-technical scenarios. *Sustainability*, 10, 1980. DOI:10.3390/su10061980.

Jiao, F., Shi, X. R., Han, F. P. & Yuan, Z. Y. (2016) Increasing aridity, temperature and soil pH induce soil C-N-P imbalance in grassland. *Scientific Reports*, 6, 19601. Doi:10.1038/srep19601.

Jin, J., Tang, C. & Sale, P. 2015. The impact of elevated carbon dioxide on the phosphorus nutrition of plants: a review. *Annals of Botany*, 116, 987-999.

Jirousek, M., Hajek, M. & Bragazza, L. (2011) Nutrient stoichiometry in Sphagnum along a nitrogen gradient deposition gradient in highly polluted region on Central-Europe. *Environmental Pollution*, 159, 585-590. DOI:10.1016/j.envpol.2010.10.004.

Jochum, M., Barnes, A.D., Weigelt, P., Ott, D., Rembold, K., Farajallah, A., Brose, U. 2017. Resource stoichiometry and availability modulate species richness and biomass of tropical litter macro-invertebrates. *J Animal Ecology* 86, 1114-1123. Johnson, M. W., Heck Jr. K. L. & Fourqurean, J. W. (2006) Nutrient content of seagrasses and epiphytes in the northern Gulf of Mexico: evidence of phosphorus and nitrogen limitation. *Aquatic Botany*, 85, 103-111.

Kahsay, W. S. (2019) Effects of nitrogen and phosphorus on potatoes production in Ethiopia: A review. *Cogent Food & Agriculture*, 5, 157985. doi:10.1080/23311932.2019.1572985.

Kara, E. L., Heimerl, C., Killpack, T., van der Bogert, M. C., Yoshida, H. & Carpenter, S. R. (2012) Assessing a decade of phosphorus management in the lake Mendota, Wisconsin watershed and scenarios for enhanced phosphorus management. *Aquatic Science*, 74, 241-253. DOI: 10.1007/s00027-011-0215-6.

Kasprzyk, M. & Gajewska, M. (2019) Phosphorus removal by application of natural and semi-natural materials for possible recovery according to assumptions of circular economy and closed circuit of P. *Science of the Total Environment*, 650, 249-256. DOI:10.1016/j.scitotenv.2018.09.034.

King, A.L., Jenkins, B.D., Wallace, J.R., Liu Y., Wikfors, G.H., Milke, L.M. & Meseck, S.L. (2015) Effects of CO₂ on growth rate, C:N:P, and fatty acid composition of seven marine phytoplankton species. *Marine Ecology Progress Series*, 537, 59-69. DOI:10.3354/meps11458

Knapp, A. K., Briggs, J. M., Collins, S. L., et al (2008) Shrub encroachment in North American grasslands: Shifts in growth form dominance rapidly alters control of ecosystem carbon inputs. *Global Chang Biology*, 14, 615–623. doi: 10.1111/j.1365-2486.2007.01512.x.

Kindred, D.R., Verhoeven, T. M. O., Weightman, R.M., Swanston, J.S., Agu, R.C., Brosnan, J.M. & Sylvester-Bradley, R. (2008) Effects of variety and fertiliser nitrogen on alcohol yield, grain yield, starch and protein content, and protein composition of winter wheat. *Journal of Cereal Science*, 48, 46-57.

- Klikocka, H., Cybulska, M., Barczak, B., Narolski, B., Szostak, B., Kobińska, A., ... & Wójcik, E. (2016) The effect of sulphur and nitrogen fertilization on grain yield and technological quality of spring wheat. *Plant Soil and Environment*, *5*, 230-236.
- Kruk, M. & Podbielska, K. (2018) Potential changes of elemental stoichiometry and vegetation production in an ombrotic peatland in the condition of moderate nitrogen deposition. *Aquatic Botany*, *147*, 24-33.
- Laliberté, E. et al. (2013) How does pedogenesis drive plant diversity? *Trends Ecology and Evolution*, *28*, 331–340.
- Larsen, M. J., Wilhelm, S. W. & Lennon, J. T. (2019) Nutrient stoichiometry shapes microbial coevolution. *Ecology Letters*, *22*, 1009-1018. DOI:10.1111/ele.13252.
- Lee, Z. M. P., Poret-Peterson, A. T., Siefert, J. L., Kaul, D., Moustafa, A., Allen, A. E., ... & Elser, J. J. (2017) Nutrient stoichiometry shapes microbial community structure in an evaporitic shallow pond. *Frontiers in Microbiology*, *8*, 949. DOI: 10.3389/fmicrob.2017.00949.
- Lee, Z. M., Steger, L., Corman, J. R., Neveu, M., Poret-Peterson, A. T., Souza, V. & Elser, J. J. (2015) Response of a stoichiometrically imbalanced ecosystem to manipulation of nutrient supplies and ratios. *Plos One*, *10*, e0123949. DOI:10.1371/Journal.pone.0123949.
- Leflaive, J., Danger, M., Lacroix, G., Lyautey, E., Oumarou, C. & Ten-Hage, L. (2008) Nutrient effects on the genetic and functional diversity of aquatic bacterial communities. *FEMS Microbiology Ecology*, *66*, 379-390. DOI:10.1111/j.1574-6941.2008.00593.x.
- Lepori, F. & Keck, F. (2012) Effects of atmospheric nitrogen deposition on remote freshwater ecosystems. *Ambio*, *41*, 235-244. Doi:10.1007/s13280-012-0250-0.
- Li, S. Y. & Bush, R. T. (2015) Rising flux of nutrients (C, N, P and Si) in the lower Mekong River. *Journal of Hydrology*, *530*, 447-461. DOI: 10.1016/j.jhydrol.2015.10.005.
- Li, G., Huang, G., Li, H., van Ittersum, M. K., Leffelaar, P. A. & Zhang, F. (2016) Identifying potential strategies in the key sectors of China's food chain to implement sustainable phosphorus Management: a review. *Nutrient Cycling in Agroecosystems*, *104*, 341-359. doi:10.1007/s10705-015-9736-z.

Li, H., Liu, J., Li, G., Shen, J., Bergström, L. & Zhang, F. (2015) Past, present, and future use of phosphorus in Chinese agriculture and its influence on phosphorus losses. *Ambio*, *44*, S274-S285. Doi:10.1007/s13280-015-0633-0.

Li, Y., Li, D. J., Tang, J. L., Wang, Y. M., Liu, Z. G. & He, S. Q. (2010) Long-term changes in the Changjiang Estuary plankton community related to anthropogenic eutrophication. *Aquatic Ecosystem Health Management*, *13*, 66–72.

Liebs, A., Drakare, S., Kahlert, M. (2009) Atmospheric nitrogen-deposition may intensify phosphorus limitation of shallow epilithic periphyton in unproductive lakes. *Freshwater Biology*, *54*, 1759-1773.

Lin, L., Gettelman, A., Fu, Q. & Xu, Y. (2018) Simulated differences in 21st century aridity due to different scenarios of greenhouse gases and aerosols. *Climate Change*, *146*, 407-422. DOI:10.1007/s10584-016-1615-3.

Lipizer, M., Cossarini, G., Falconi, C., Solidoro, C. & Fonda Umani, S. (2011) Impact of different forcing factor son N:P balance in a semi-enclosed bay: The Gulf of Trieste (North Adriatic Sea). *Continental Shelf Research*, *31*, 1651-1662. DOI:10.1016/j.csr.2011.06.004.

Litke, L., Gaile, Z. & Ruza, A. (2018) Effect of nitrogen fertilization on winter wheat yield and yield quality. *Agronomy Research*, *16*, 500-509.

Liu, Q., Wang, J., Bai, Z., Ma, L. & Oenema, O. (2017) Global animal production and nitrogen and phosphorus flows. *Soil Research*, *55*, 451-462. DOI:10.1071/SR17031.

Liu, X.- Sheng, H., Jiang, S., Yuan, Z., Zhang, C. & Elser, J. J. (2016) Intensification of phosphorus cycling in China since 1960s. *Proceedings of The National Academy of Sciences of The USA*, *113*, 2609-2614. DOI:10.1073/pnas.1519554113.

Liu, Z. F., Fu, B. J., Zheng, X. X. & Liu, G. H. (2010) Plant biomass, soil water content and soil N:P ratio regulating soil microbial functional diversity in a temperate steppe: a regional scale study. *Soil Biology and Biochemistry*, *42*, 445-450. DOI: 10.1016/j.soilbio.2009.11.027.

Liu, J., Appiah-Sefah, G., Apreku, T.O. (2018) Effects of elevated atmospheric CO₂ and nitrogen fertilization on nitrogen cycling in experimental riparian wetlands. *Water Science and Engineering*, *11*, 39-45.

Loladze, I. & Elser, J. J. (2011) The origins of the Redfield nitrogen-to-phosphorus ratio are in homeostatic protein-to-rRNA ratio. *Ecology Letters*, *14*, 244-250. DOI: 10.1111/j.1461-0248.2010.01577.x.

Lu, C. & Tian, H. (2017) Global nitrogen and phosphorus fertilizer use for agricultural production in the past half century: shifted hot spots and nutrient imbalance. *Earth System Science Data*, *9*, 181-192. Doi:10.5194/essd-9-181-2017.

Lukowiak, R., Grzebisz, W. & Sassenrath, G. F. (2016) New insights into phosphorus management in agriculture – A crop rotation approach. *Science of the Total Environment*, *542*, 1062-1077. DOI:10-1016/j.scitotenv.2015.09.009.

Lun, F., Liu, J., Ciais, P., Nesme, T., Chang, J., Wang, R., ... & Obersteiner, M. (2018) Global and regional phosphorus budgets in Agricultural systems and their implications for phosphorus-use efficiency. *Earth System Science Data*, *10*, 1-18. Doi:10.5194/essd-10-1-2018.

Luo, W., Zuo, X., Griffin-Nolan, R. J., Xu, C., Yu, Q., Wang, Z., ... & Peñuelas, J. (2019) Ecosystem carbon and nutrient dynamics in different grasslands along an aridity gradient subjected to additional experimental drought. Submitted.

Luo, W., Xu, C., Yue, X., Liang, X., Zuo, X., Knapp, A. K., ... & Han, X. (2018a) Effects of extreme drought on plant nutrient uptake and resorption in rhizomatous vs bunchgrass-dominated grasslands. *Oecologia*, *188*, 633-643. Doi:10.1007/s00442-018-4232-1.

Luo, W., Zuo, X., Ma, W., Xu, C., Yu, Q., Knapp, A. K., ... & Han, X. (2018b) Differential responses of canopy nutrients to experimental drought along natural aridity gradient. *Ecology*, *99*, 2230-2239. Doi:10.1002/ecy.2444.

MacDonald G.K., Bennett, E.M., Potter, P.A. & Ramankutty, N. (2011) Agronomic phosphorus imbalances across the world's croplands. *Proceedings of the National Academy of Sciences, USA*, **108**, 3086-3091. Doi:10.1073/pnas.1010808108.

McElroy, W. B., Elkins, J. W. & Yung, Y. L. (1976) Sources and sinks for atmospheric N₂O. *Review of Geophysical Space and Physics*, **14**, 143-150.

Mackenzie, F. T., Ver, L. M. & Lerman, A. (2002) Century scale nitrogen and phosphorus controls of the carbon cycle. *Chemical Geology*, *190*, 13-32.

- Magnone, D., Niassar, V. J., Bouwman, A. F., Beusen, A. H. W., van der Zee, S. E. A. T. M. & Sattari, S. Z. (2019) Soil chemistry aspects of predicting future phosphorus requirements in Sub-Saharan Africa. *Journal of Advances in Modeling Earth Systems*, *11*, 327-337. DOI:10.1029/2018MS001367.
- Mahowald, N., Jickells, T. D., Baker, A. R., *et al.* (2008) Global distribution of atmospheric phosphorus sources, concentration and deposition rates, and anthropogenic impacts. *Global Biogeochemical Cycles*, *22*, GB4026.
- Marilotte, P., Canarini, A. & Dijkstra, F. A. (2017) Stoichiometric N:P flexibility and mycorrhizal symbiosis favor plant resistance against drought. *Journal of Ecology*, *105*, 958-967. Doi:10.1111/1365-2745-12731.
- Matsubae, K., Kajiyama, J., Hiraki, T. & Nagasaka, T. (2011) Virtual phosphorus ore requirements of Japanese economy. *Chemosphere*, *84*, 767-772. DOI:10.1016/j.chemosphere.2011.04.077.
- Matzek, V. (2011) Superior performance and nutrient-use efficiency of invasive plants over non-invasive congeners in a resource-limited environment. *Biological Invasions*, *13*, 3005–3014.
- Melia, P. M., Cundy, A. B., Sohi, S. P., Hooda, P. S. & Busquets, R. (2017) Trends in the recovery of phosphorus in bioavailable forms from wastewater. *Chemosphere*, *186*, 381-395. DOI:10.1016/j.chemosphere.2017.07.089.
- Metson, G. S., MacDonald, G. K., Haberman, D., Nesme, T. & Bennett, E. M. (2016) Feeding the corn belt: Opportunities for phosphorus recycling in U.S. agriculture. *Science of the Total Environment*, *542*, 1117-1126. DOI:10.1016/j.scitotenv.2015.08.047.
- Metson, G. S., Iwaniec, D. M., Baker, L. A., Bennett, E. M., Childers, D. L., Cordell, D., ... & White, S. (2015) Urban phosphorus sustainability: Systemically incorporating social, ecological, and technological factors into phosphorus flow analysis. *Environmental Science & Policy*, *47*, 1-11. DOI:10.1016/j.envsci.2014.10.005.
- Mew, M. C. (2016) Phosphate rock costs, prices and resources interaction. *Science of the Total Environment*, *542*, 1008-1012.
- Mihelcic, J. R., Fry, L. M. & Shaw, R. (2011) Global potential of phosphorus recovery from human urine and feces. *Chemosphere*, *84*, 8323-839. Doi:10.1016/j.chemosphere.2011.02.046.
- Miyazako, T., Kamiya, H., Godo, T., Koyama, Y., Nakashima, Y., Sato, S., ... & Yamamuro, M. (2015) Long-term trends in nitrogen and phosphorus concentrations in the Hii River as influenced by atmospheric deposition from East Asia. *Limnology and Oceanography*, *60*, 629-640. doi:10.1002/lno.10051.

- Mogollón, J. M., Lassaletta, L., Beusen, A. H. W., van Grinsven, H. J. M., Westhoek, H., & Bouwman, A. F. (2018a) Assessing future reactive nitrogen inputs into global croplands base on the shared socioeconomic pathways. *Environmental Research Letters*, *13*, 044008.
- Mogollón, J. M., Beusen, A. H. M., van Grinsven, H. J. M., Westhoek, H. & Bouwman, A. F. (2018b) Future Agricultural phosphorus demand according to the shared socioeconomic pathways. *Global Environmental Change*, *50*, 149-163. Doi:10.1016/j.gloenvcha.2018.03.007.
- Moorthy, S. D., Ptacnik, R., Sanders, R. W., Fischer, R., Busch, M. & Hillebrand, H. (2017) The functional role of planktonic mixotrophs in altering seston stoichiometry. *Aquatic Microbial Ecology*, *79*, 235-245. Doi:10.3354/ame01832.
- Morrell, K. & Melby, MK. (2017) Celiac Disease: The evolutionary paradox. *International Journal of Celiac disease*, *5*, 86-94.
- Neset, T. S. S. & Cordell, D. (2011) Global phosphorus scarcity: identifying synergies for a sustainable future. *Journal of Science in Food and Agriculture*, *92*, 2-6. DOI:10.1002/jsfa.4650.
- Nesme, T., Senthilkumar, K., Mollier, A. & Pellerin, S. (2015) Effects of crop and livestock segregation on phosphorus resource use: a systematic, regional analysis. *European Journal of Agronomy*, *71*, 88-95. DOI:10.1016/j.eja.2015.08.001.
- Obersteiner, M., Peñuelas, J., Ciais, P., van der Velde, M. & Janssens, I. A. (2013) The phosphorus trilemma. *Nature Geoscience*, *6*, 897-898.
- Oster, M., Reyer, H., Ball, E., Fornara, D., McKillen, J., Sorensen, C. U., ...& Wimmers, K. (2018) Bridging gaps in the Agricultural phosphorus cycle from an animal husbandry perspective-The case of pigs and poultry. *Sustainability*, *10*, 1825. Doi:10.3390/su10061825.
- Ostertag, R. (2010) Foliar nitrogen and phosphorus accumulation responses after fertilization: an example from nutrient-limited Hawaiian forest. *Plant and Soil*, *334*, 85-98. DOI:10.1007/s11104-010-0281-x.
- Pan, F., Zhang, W., Liu, S., Li, D. & Wang, K. (2015) Leaf N:P stoichiometry across plant functional groups in the karst region of southwestern China. *Trees*, *29*, 883-892. DOI:10.1007/s00468-015-1170-y.

Pekin, B. K., Boer, M. M., Wittkuhn, R. S., Macfarlane, C. & Grieson, P. F. (2012) Plant diversity is linked to nutrient limitation of dominant species in a world biodiversity hotspot. *Journal of Vegetation Science*, 23, 745-754. DOI:10.1111/j.1654-1103.2012.01386.x.

Peng, Y., Peng, Z., Zeng, X. & Houx III, J. H. (2019) Effects of nitrogen-phosphorus imbalance on plant biomass production: a global perspective. *Plant and Soil*, 436, 245-252.

Peñuelas, J. & Sardans, J. (2009) Elementary factors, *Nature*, 460, 803-804.

Peñuelas, J. & Estiarte, J. (1997) Trends in carbon composition and plant demand for nitrogen throughout this century. *Oecologia*, 109, 69-73.

Peñuelas, J. & Matamala, R. (1990) Changes in N and S leaf content, stomatal density and specific leaf area of 14 plant species during the last three centuries of CO₂ increase. *Journal of Experimental Botany*, 41, 1119-1124.

Peñuelas, J., Fernández-Martínez, M., Ciais, P., Jou, D., Piao, S., Obersteiner, M., ... & Sardans, J. (2019a) The bioelements, the elementome, and the biogeochemical niche. *Ecology*, art02652. DOI:10.1002/ecy.2652/supinfo.

Peñuelas, J., Gargallo-Garriga, A., Janssens, I., Ciais, P., Obersteiner, M., Klem, K., Urban, O., Sardans, J. (2019b) Global intensification of N fertilisation may increase allergenic proteins and spread coeliac pathology. *Lancet planetary health*. in revision.

Peñuelas, J., Ciais, P., Canadell, J. G., Janssens, I. A., Fernández-Martínez, M., Carnicer, J., Obersteiner, M., Piao, S., Vautard, R. & Sardans, J. (2017a) Shifting from fertilization-dominated to a warming-dominated period. *Nature Ecology and Evolution*, 1, 1438-1445. DOI:10.1038/s41559-017-0274-8.

Peñuelas, J., Janssens, I. A., Ciais, P., Obersteiner, M., Krisztin, T., Piao, S. & Sardans, J. (2017b) Increasing gap in human height between rich and poor countries associated to their different intakes of N and P. *Scientific Reports*, 7, art17671. DOI:10.1038/s41598-017-17880-3.

Peñuelas, J., Poulter, B., Sardans, J., Ciais, P., van der Velde, M., Bopp, L., Boucher, O., ... Janssens, I. A. (2013) Human-induced nitrogen-phosphorus imbalances alter natural and managed ecosystems across the globe. *Nature Communications*, 4, 2934. DOI: 10.1038/ncomms3934.

Peñuelas, J., Sardans, J., Rivas-Ubach, A. & Janssens, I. A. (2012). The human-induced imbalance between C, N and P in Earth's life system. *Global Change Biology* (2012) 18, 3–6, doi: 10.1111/j.1365-2486.2011.02568.x

Peñuelas, J., Sardans, J., Llusà, J., Owen, S. M., Carnicer, J., Giambeluca, T. W., ... & Niinemets, Ü. (2010) Fastern return on "leaf economics" and different biogeochemical niche in invasive compared with native plant species. *Global Change Biology*, 16, 2171-2185. Doi:10.1111/j.1365-2486.2009.02054.x.

Peñuelas, J., Sardans, J., Alcañiz, J. M. & Poch, J. M. (2009) Increased eutrophication and nutrient imbalances in the Agricultural soil of NE Catalonia, Spain. *Journal of Environmental Biology*, 30, 841-846. ISSN: 0254-8704.

Petersen, J., van Bergen, J., Loh, K.L., Kooy-Winkelaar, Y., Beringer, D.X., Thompson, A., ... & Koning, F. (2015) Determinants of Gliadin-specific T cell selection in Celiac disease. *The Journal of Immunology*, 194, 6112-6122.

Plum, C., Husener, M. & Hillebrand, H. (2015) Multiple vs. single phytoplankton species alter stoichiometry of trophic interaction with zooplankton. *Ecology*, 96, 3075-3089. Doi:10.1890/15-0393.1.

Prasad, C. S., Mandal, A. B., Gowda, N. K. S., Sharma, K., Pattanaik, A. k., Tyagi, P. K. & Elangovan, A. V. (2015) Enhancing phosphorus utilization for better animal production and Environment sustainability. *Current Science*, 108, 1315-1319.

Prietzl, J., Stetter, U. (2010) Long-term trends of phosphorus nutrition and topsoil phosphorus stocks in unfertilized and fertilized Scots pine (*Pinus sylvestris*) stands at two sites in Southern Germany. *Forest Ecology and Management* 259(6):1141-1150. DOI: 10.1016/j.foreco.2009.12.030

Rahman, S., Chowdhury, R. B., D'Costa, N. G., Milne, N., Bhuiyan, M. & Sujauddin, M. (2019) Determining the potential role of the Waste sector in decoupling of phosphorus: A comprehensive review of national scale substance flow analyses. *Resources, Conservation & Recycling*, 144, 144-157. DOI:10.1016/j.resconrec.2019.01.022.

Rajaud A, de Noblet-Ducoudré N. 2017. Tropical semi-arid regions expanding over temperate latitudes under climate change. *Climate Change* 144, 703-719.

Ramesh, R., Robin, R. S. & Purvaja, R. (2015) An inventory on the phosphorus flux of major Indian rivers. (2015) An inventory on the phosphorus flux of major Indian rivers. *Current Science*, 108, 1294-1299.

Rao, A. S., Srivastava, S. & Ganeshamurty, A. N. (2015) Phosphorus supply may dictate food security prospects in India. *Current Science*, 108, 1253-1261.

Reay, D. S., Dentener, F., Smith, P., Grace, J. & Feely, R. A. (2008) Global nitrogen deposition and carbon sinks. *Nature Geoscience*, 1, 430-437.

Reijnders, L. (2014) Phosphorus resources, their depletion and conservation, a review. *Resources, Conservation and Recycling*, 93, 32-49. DOI:10.1016/j.resconrec.2014.09.006.

Ren, C., Zhao, F., Kang, D., Yang, G., Han, X., Tong, X., ... & Ren, G. (2016) Linkages of C:N:P stoichiometry and bacterial community in soil following afforestation of former farmland. *Forest Ecology and Management*, 376, 59-66. DOI:10.1016/j.foreco.2016.06.004.

Ren, C., Chen, J., Deng, J., Zhao, F., Han, X., Yang, G., ... & Ren, G. (2017) Response of microbial diversity to C:N:P stoichiometry in fine root and microbial biomass following afforestation. *Biology and Fertility and Soils*, 53, 457-468. Doi:10.1007/s00374-017-1197-x.

Rivas-Ubach, A., Sardans, J., Pérez-Trujillo, M., Estiarte, M. & Peñuelas, J. (2012) Strong relationships between elemental stoichiometry and metabolome in plants. *Proceedings of the National Academy of Sciences USA*, 12, 41-81. Doi:10.1073/pnas.1116092109.

Robinson, E. & Robbins, R. C. (1970) Gaseous nitrogen compounds pollutants from urban and natural sources. *Air Pollution Control Assessment*, 20, 303-306. Doi: 10.1080/00022470.1970.10469405.

Romero, E., Ludwig, W., Sadaoui, M., Lassaletta, L., Bouwman, L., Beusen, A., ... & Peñuelas, J. (2019) N and P fluxes in Mediterranean river Basins: a clue of human induced N and P decoupling at different scales. Under Preparation.

Rosemarin, A. & Ekane, N. (2016) The governance gap surrounding phosphorus. *Nutrient Cycling in Agroecosystems*, 104, 265-279. DOI:10.1007/s10705-015-9747-9.

Roy, E. D. (2017) Phosphorus recovery and recycling with Ecological engineering: a review. *Ecological Engineering*, 98, 213-227. DOI:10.1016/j.ecoleng.2016.10.076.

Rowe, H., Withers, P. J. A., Baas, P., Chan, N. I., Doody, D., Holiman, J., ... & Weintraub, M. N. (2016) Integrating legacy soil phosphorus into sustainable nutrient Management strategies for future food, bioenergy and water security. *Nutrient Cycling in Agroecosystems*, 104, 383-412. DOI:10.1007/s10705-015-9726-1.

Ruiz-Fernández, A. C., Frignani, M., Tesi, T., Bojorquez-Leyva, H., Bellucci, L. G. & Paez-Osuna, F. (2007) Recent sedimentary history of organic matter and nutrient accumulation in the Ohuira Lagoon, northwestern Mexico. *Archives of Environmental Contamination and Toxicology*, 53, 159–167.

Santos, I. R., de Weys, J., Tait, D. R. & Eyre, B. D. (2013) The contribution of groundwater discharge to nutrient exports from a coastal catchment: post-flood seepage increases estuarine N/P ratios. *Estuaries and Coasts*, 36, 56-73. DOI:10/1007/s12237-012-9561-4.

Sanyal, S. K., Dwivedi, B. S., Singh, V. K., Majumdar, K., Datta, S. C., Pattanayak, S. K. & Annapurna, K. (2015) Phosphorus in relation to dominant cropping sequences in India: chemistry, fertility relations and Management options. *Current Science*, 108, 1262-1270.

Sardans, J. & Peñuelas, J. (2015) Trees increase their P:N ratio with size. *Global Ecology and Biogeography*, 24, 147-156. Doi:10.1111/geb.12231.

Sardans, J. & Peñuelas, J. (2014) Hydraulic redistribution by plants and nutrient stoichiometry: shifts under global change. *Ecohydrology*, 7, 1-20. doi:10.1002/eco.1459.

Sardans, J. & Peñuelas, J. (2013a) Plant-soil interactions in Mediterranean forest and shrublands: impacts of climate change. *Plant and Soil*, 365, 1-33. Doi:10.1007/s11104-013-1591-6.

Sardans, J. & Peñuelas, J. (2013b) Tree growth changes with climate and forest type are associated with relative allocation of nutrients, especially phosphorus, to leaves and Wood. *Global Ecology and Biogeography*, 22, 494-507. Doi:10.1111/geb.12015.

Sardans, J. & Peñuelas, J. (2012) The role of plants in the effects of global change on nutrient availability and stoichiometry in the plant-soil system. *Plant Physiology*, 160, 1741-1761. Doi:10.1104/pp.112.208785.

Sardans, J. & Peñuelas, J. (2007) Drought changes phosphorus and potassium accumulation patterns in an evergreen Mediterranean forest. *Functional Ecology*, 21, 191-201. Doi:10.1111/j.1365-2435.2007.01247.x.

- Sardans, J., Bartrons, M., Margalef, O., Gargallo-Garriga, A., Janssens, I. A., Ciais, P., ...& Peñuelas, J. (2017a) Plant invasion is associated with higher plant-soil nutrient concentrations in nutrient-poor environments. *Global Change Biology*, 23, 1282-1291. Doi:10.1111/gcb.13384.
- Sardans, J., Grau, O., Chen, H. Y. H., Janssens, I. A., Ciais, P., Piao, S. & Peñuelas, J. (2017b) Changes in nutrient concentrations of leaves and roots in response to global change factors. *Global Change Biology*, 23, 3849-3856. doi:10.1111/gcb.13721.
- Sardans, J., Alonso, R., Carnicer, J., Fernández-Martínez, M., Vivcanco, M.G. & Peñuelas, J. (2016a) Factors influencing the foliar elemental composition and stoichiometry in forest trees in Spain. *Perspectives in Plant Ecology, Evolution and Systematics*, 18, 52-69. Doi:10.1016/j.ppees.2016.01.001.
- Sardans, J., Alonso, R., Janssens, I. A., Carnicer, J., Veresoglou, S., Rillig, M. C., ...& Peñuelas, J. (2016b) Foliar and soil concentrations and stoichiometry of nitrogen and phosphorus across European *Pinus sylvestris* forests: relationships with climate, N deposition and tree growth. *Functional Ecology*, 30, 676-689- doi:10.1111/1365-2435.12541.
- Sardans, J., Janssens, I. A., Alonso, R., Veresoglou, S. D., Rillig, M. A., ... & Peñuelas, J. (2015) Foliar elemental composition of European forest tree species associated with evolutionary traits and present Environmental and competitive conditions. *Global Ecology and Biogeography*, 24, 240-255. Doi:10.1111/geb.12253.
- Sardans, J., Rivas-Ubach, Estiarte, M., Ogaya, R. & Peñuelas, J. (2013) Field-simulated droughts affect elemental leaf stoichiometry in Mediterranean forest and shrublands. *Acta Oecologica*, 50, 20-31.
- Sardans, J., Rivas-Ubach, A. & Peñuelas, J. (2012a) The elemental stoichiometry of aquatic and terrestrial ecosystems and its relationships with organismic lifestyle and ecosystem structure and function; a review and perspectives. *Biogeochemistry*, 111, 1-39. Doi:10.1007/s10533-011-9640-9.
- Sardans, J., Rivas-Ubach, A. & Peñuelas, J. (2012b) The C:N:P stoichiometry of organisms and ecosystems in a changing world: A review and perspectives. *Perspectives in Plant Ecology, Evolution and Systematics*, 14, 33-47. Doi:10.1016/j.ppees.2011.08.002.
- Sardans, J., Peñuelas, J., Prieto, P. & Estiarte, M. (2008a) Drought and warming induced changes in P and K concentration and accumulation in plant biomass and soil in a Mediterranean shrubland. *Plant and Soil*, 306, 261-271. Doi:10.1007/s11104-008-9583-7.

Sardans, J., Peñuelas, J., Estiarte, M. & Prieto, P. (2008b) Warming and drought alter C and N concentration, allocation and accumulation in a Mediterranean shrubland. *Global Change Biology*, *14*, 2304-2316. Doi:10.1111/j.1365-2486.2008.01656.x.

Sardans, J., Rodà, F. & Peñuelas, J. (2004) Phosphorus limitation and competitive capacities of *Pinus halepensis* and *Quercus ilex* ssp. *rotundifolia* on different soils. *Plant Ecology*, *174*, 305-317.

Sasaki, T., Yoshihara, T., Jamsran, U. & Ohkuro, T. (2010) Ecological stoichiometry explains larger-scale facilitation processes by shrubs on species coexistence among understory plants. *Ecological Engineering*, *35*, 1070-1075.

Scharler, U. M., Ulanowicz, R. E., Fogel, M. L., Wooller, M. J., Jacobson-Meyers, M. E., Lovelock, C. E., ... & Shearer, C. (2015) Variable nutrient stoichiometry (carbon:nitrogen:phosphorus) across trophic levels determines community and ecosystem properties in an oligotrophic mangrove system. *Oecologia*, *179*, 863-876. Doi: 10.1007/s00442-015-3379-2.

Sattari, S. Z., Bouwman, A. F., Giller, K. E. & van Ittersum, M. K. (2012) Residual soil phosphorus as the missing piece in the global phosphorus crisis puzzle. *Proceedings of The National Academy of Sciences of The USA*, *109*, 6348-6353. DOI:10.1073/pnas.1113675109.

Schindler, D. W., Wolf, A.P., Vinebrooke, R.M., Crowe, A., Blais, J.M., Miskimmin, B., Freed, R., Perren, B. (2008) The cultural eutrophication of Lac la Biche, Alberta, Canada: a paleoecological study. *Canadian Journal of Fisheries and Aquatic Science*, *65*, 2211-2223.

Schlesinger, W. H., (2009) On the fate of anthropogenic nitrogen. *Proceedings of the National Academy of Sciences USA*, *106*, 203-208.

Schmitz, A., Sanders, T. G. M., Bolte, A., Bussotti, F., Dirnböck, T., Johnson, J., ... de Vries, W. (2019) Responses of forest ecosystems in Europe to decreasing nitrogen deposition. *Environmental Pollution*, *244*, 980-994. Doi:10.1016/j.envpol.2018.09.101.

Schröder, J. J., Smit, A. L., Cordell, D. & Rosemarin, A. (2011) Improved phosphorus use efficiency in agriculture: a key requirement for its sustainable use. *Chemosphere*, *84*, 822-831. DOI:10.1016/j.chemosphere.2011.01.065.

Seabloom, E. W., Borer, E. T., Buckley, Y. M. et al. (2015) Plant species' origin predicts dominance and response to nutrient enrichment and herbivores in global grasslands. *Nature Communications*, *6*, 7710.

Selles, F., McConkey, B. G. & Campbell, C. A. (1999) Distribution and forms of P under cultivation- and zero-tillage for continuous- and fallow-wheat cropping systems in the semi-arid Canadian prairies. *Soil & Tillage Research*, 51, 47-59. DOI:10.1016/S0167-1987(99)00027-6.

Shao, Y., Zhang, W., Eisenhauer, N., Liu, T., Xiong, Y., Liang, C. & Fu S. (2017) Nitrogen deposition cancels out exotic earthworm effects on plant-feeding nematode communities. *Journal of Animal Ecology*, 86, 708-717. Doi:10.1111/1365-2656.12600.

Shepherd, J. G., Kleemann, R., Bahri-Esfahani, J., Hudek, L., Suriyagoda, L., Vandamme, E. & van Dijk, K. C. (2016) The future of phosphorus in our hands. *Nutrient Cycling in Agroecosystems*, 104, 281-287. Doi:10.1007/s10705-015-9742-1.

Shewry, P. R., Tatham, A. S. & Halford, N. G. (2001) Nutritional control of storage protein synthesis in developing grain of wheat and barley. *Plant Growth Regulation*, 34, 105-111.

Shurin, J. B., Gruner, D. S. & hillebrand, H. (2006) All wet or dried up? Real differences between aquatic and terrestrial food webs. *Proceedings Royal Society B*, 273, 1-9.

Sileshi, G. H., Nhamo, H., Mafongoya, P. L. & Tanimu, J. (2017) Stoichiometry of animal manure and implications for nutrient cycling and agricultura in sub-Saharan Africa. *Nutrient Cycling in Agroecosystems*, 107, 91-105. Doi:10.1007/s10705-016-9817-7.

Sitters, J., C.L. Atkinson, N. Guelzow, P. Kelly, and L.L. Sullivan. 2015. Woodstoich III. Spatial stoichiometry: cross-ecosystem material flows and their impact on recipient ecosystems and organisms. *OIKOS* 124: 920-930
Smil, V. (1999) Detonator of the population explosion. *Nature*, 400, 416.

Smil, V. (2002) Nitrogen and Food Production: Proteins for Human Diets. *AMBIO A J. Hum. Environment*, 31, 126-131.

Smil, V. (2000) Phosphorus in the environment: natural flows and human interferences. *Annual Review Energy and Environment*, 25, 53-58.

Smil, V. (1999) Detonator of the population explosion. *Nature*, 400, 416.

Schmitz, A., Sanders, T.G.M., Bolte, A., Bussotti, F., Dirnböck, T., Johnson, J., Peñuelas, J., Pollastrini, M., Prescher, A-K., Sardans, J., Verstraeten, A., de Vries, W. (2019) Responses of forest ecosystems in Europe to decreasing nitrogen deposition. *Environmental Pollution*, 244, art num 980e994

Söderlund, R. & Svensson, B. H. (1976) The global nitrogen cycle. In: Nitrogen, phosphorus and sulphur, global Cycles. Ecological Bulletin. Stockholm, Sweden, pp. 23-73.

Srinivasarao, C. Singh, R. N., Ganeshamurthy, A. N., Singh, G. & Ali, M. (2007) Fixation and recovery of added phosphorus and potassium in different soil types of pulse-growing regions of India. *Communications in Soil Science and Plant Analysis*, 38, 449-460. DOI: 10.1008/00103620601174080.

Sterner R. W., Elser J. J. (2002). Ecological Stoichiometry: The Biology of Elements from Molecules to the Biosphere. Princeton, NJ: Princeton University Press.

Stevens, C. J., Dupre, C., Dorland, E., Gaudnik, C., Gowing, D. J. G., Bleeker, A., ... & Dise, N. B. (2011) The impact of nitrogen deposition on acid grasslands in the Atlantic region of Europe. *Environmental Pollution*, 159, 2243-2250., DOI:10.1016/j.envpol.2010.11.026.

Su, J. Q., Ding, L. J., Xue, K., Yao, H. Y., Quensen, J., Bai, S. J., ... & Zhu, Y. G. (2015) Long-term balanced fertilization increases the soil microbial functional diversity in a phosphorus-limited paddy soil. *Molecular Ecology*, 24, 136-150, DOI: 10.1111/mec.13010.

Suh, S. & Yee, S. (2011) Phosphorus use-efficiency of agriculture and food system in the US. *Chemosphere*, 84, 806-813. DOI:10.1016/j.chemosphere.2011.01.051.

Sun, Y., Peng, S., Goll, D. S., Ciais, P., Guenet, B., Guimberteau, M., ..., & Zeng, H. (2017) Diagnosing phosphorus limitations in natural terrestrial ecosystems in carbon cycle models. *Earth's Future*, 5, 730-749. DOI:10.1002/2016EF000472.

Szögi, A. A., Vanotti, M. B. & Hunt, P. G. (2015) Phosphorus recovery from pig manure solids prior to land application. *Journal of Environmental Management*, 157, 1-7. DOI:10.1016/j.jenvman. 2015.04.010.

Takeda, E., Yamamoto, H., Yamanaka-Okumura, H. & Taketani, Y. (2014) Increasing dietary phosphorus intake from food additives: potential negative impact on bone Health. *Advances in Nutrition*, 5, 92-97. DOI:10.3945/an.113.004002.

- Talboys, P. J., Heppell, J., Roose, T., Healey, J. R., Jones, D. L. & Withers, P. J. A. (2016) Struvite: a slow-release fertilizer for sustainable phosphorus management? *Plant and Soil*, 401, 109-123. DOI:10.1007/s11104-015-2747-3.
- Thitanuwat, B., Polpresert, C. & Englande, A. J. (2016) Quantification of phosphorus flows throughout the consumption system of Bangkok Metropolis, Thailand. *Science of the Total Environment*, 542, 1106-1116. DOI:10.1016/j.scitotenv.2015.09.065.
- Tilman, D., Fargione, J., Wolf, B., D'Antonio, C., Dobson, A., Howarth, R., ... & Swackhamer, D. (2001) Forecasting agriculturally driven global environmental change. *Science*, 292, 281-284.
- Tong, S. & Ebi, K. (2019) Preventing and mitigating Health risks of climate change. *Environmental Research*, 174, 9-13. DOI:10.1016/j.envres.2019.04.012.
- Tong, Y., Wang, M., Peñuelas, J., Liu, X., Paerl, H. W., Sardans, J., ... & Lin, Y. (2019) Shifts in Lake Nitrogen:Phosphorus ratios driven by rapid improvement of municipal wastewater treatment. *Nature Geosciences*. Submitted.
- Turner, R.E., Rabalais, N.N. & Justic, D. (2006) Predicting summer hypoxia in the northern Gulf of Mexico: Riverine N, P, and Si loading. *Marine Pollution Bulletin*, 52, 139-148.
- Turner, R.E., Rabalais, N.N., Justic, D. & Dortch, Q., (2003) Global patterns of dissolved N, P and Si in large rivers. *Biogeochemistry*, 64, 297-317.
- Ulm, F., Hellmann, C., Cruz, C. & Máguas, C. (2016) N/P imbalance as a key driver for the invasion of oligotrophic dune systems by a Woody legume. *Oikos*, 126, 231-240. Doi:10.1111/oik.03810.
- Ulrich, A. E. & Frossard, E. (2014) On the history of a reoccurring concept: Phosphorus scarcity. *Science of the Total Environment*, 490, 694-707. DOI:10.1016/j.scitotenv.2014.04.050.
- Urbina, I., Grau, O., Sardans, J., Ninot, J. M. & Peñuelas, J. (2019) Plant-soil stoichiometric changes with the shrub encroachment in the subalpine grassland in the Pyrenees. *Plant and Soil*. Submitted.
- Urbina, I., Sardans, J., Grau, O., Beierkuhnlein, C., Jentsch, A., Kreyling, J. & Peñuelas, J. (2017) Plant community composition affects the species biogeochemical niche. *Ecosphere*, 8, e01801. Doi:10.1002/ecs2.1801/full.

Urbina, I., Sardans, J., Beierkuhnlein, C., Jentsch, A., Backhaus, S., Grant, K. ... & Peñuelas, J. (2015) Shifts in the elemental composition of plants during a very severe drought. *Environmental and Experimental Botany*, 111, 63-73. Doi:10.1016/j.envexpbot.2014.10.005.

Valdés-Correcher, E., Sitters, J., Wassen, M., Brion, N. & Venterink, H. O. (2019) Herbivore dung Quality affects plant community diversity. *Scientific Reports*, 9, 5675. Doi:10.1038/s41598-019-42249-z.

Vandamme, E, Rose, T., Saito, K., Jeong, K. & Wissuwa, M. (2016) Integration of P acquisition efficiency, P utilization efficiency and low grain P concentrations into P-efficient rice genotypes for specific target environments. *Nutrient Cycling in Agroecosystems*, 104, 413-427. DOI:10.1007/s10705-015-9716-3.

Van der Velde, M., Folberth, C., Balkovic, J., Ciais, P., Fritz, S., Janssens, I.A., ...Peñuelas, J. (2014) African crop yield reductions due to increasingly unbalanced nitrogen and phosphorus consumption. *Global Change Biology*, 20, 1278-1288. Doi:10.1111/gcb.12481.

Van Dijk, K. C., Lesschen, J. P. & Oenema, O. (2016) Phosphorus flows and balances of the European union member states. *Science of the Total Environment*, 542, 1078-1093. DOI:10.1016/j.scitotenv.2015.08.048.

Vanni, M.J., Flecker, A.S., Hood, J.M., Headworth, J.L. (2002) Stoichiometry of nutrient recycling by vertebrates in a tropical stream: Linking species identity and ecosystem processes. *Ecology Letters* 5(2):285 – 293. Doi: 10.1046/j.1461-0248.2002.00314.x

Van Vuuren, M.M., Robinson, D., Fitter, A.H., Chasalow, S.D., Williamson, L. & Raven, J.A. (2008) Effects of elevated atmospheric CO₂ and soil water availability on root biomass, root length, and N, P and K uptake by wheat. *New Phytologist*, 135, 455-465.

Van Vuuren, D. P., Bouwman, L. F., Smith, S. J. & Dentener, F. (2011) Global projections for anthropogenic reactive nitrogen emissions to the atmosphere: an assessment of scenarios in the scientific literature. *Current Opinion in Environmental Sustainability*, 3, 359-369.

Vass, K. K., Wangeneo, A., Samanta, S., Adhikari, S. & Muralidhar, M. (2015) Phosphorus dynamics, eutrophication and fisheries in the aquatic ecosystems in India. *Current Science*, 108, 1306-1314.

Veresoglou, S. D., Peñuelas, J., Fischer, R., Rautio, P., Sardans, J., Merilä, P., ... & Rillig, M. C. (2014) Exploring continental-scale stand Health – N:P ratio relationships for European forest. *New Phytologist*, 202, 422-430. Doi:10.1111/nph.12665.

- Vogels, J. J., Verbeek, W. C. E. P., Lamers, L. P. M. & Siepel, H. (2017) Can changes in soil biochemistry and plant stoichiometry explain loss of animal diversity of heathlands? *Biological Conservation*, 212, 432-447. Doi:10.1016/j.biocon.2016.2016.08.039.
- Wang, S., Zhang, Y., Ju, W., Ciais, P., Cescatti, A., Sardans, J., ... & Peñuelas, J. (2019) Recent global decline of CO₂ fertilization effects on vegetation photosynthesis. *Nature*, Submitted.
- Wang, J.Q., Liu, X.Y., Zhang, X.H., Li, L.Q., Lam, S.K. & Pan, G.X. (2019b) Changes in plant C, N and P ratios under elevated [CO₂] and canopy warming in a rice-winter wheat rotation system. *Scientific Reports*, 9:art num 5424. DOI:10.1038/s41598-019-41944-1
- Wang, W., Sardans, J., Wang, C., Zeng, C., Tong, C., Chen, G.,... & Peñuelas, J. (2018a) The response of stocks of C, N and P to plant invasion in the coastal wetlands of China. *Global Change Biology*, 25, 733-743. Doi: 10.1111/gcb.14491.
- Wang, H. Y., Wang, Z. W., Ding, R., Hou, S. L., Yang, G. J., ... Han, X. G. (2018b) The impacts of nitrogen deposition on community N:P stoichiometry do not depend on phosphorus availability in a temperate meadow steppe. *Environmental Pollution*, 242, 82-89. Doi:10.1016/j.envpol.2018.06.088.
- Wang, W., Liu, X., Xu, J., Dore, A. J. & Xu, W. (2018c) Imbalanced nitrogen and phosphorus deposition in the urban and forest environments in southern Tibet. *Atmospheric Pollution Research*, 9, 774-782. DOI:10.1016/j.apr.2018.02.002.
- Wang, Y., Ciais, P., Goll, D., Huang, Y., Luo, Y., Wang, Y. P., ... & Zechmeister-Bolstentern, S. (2018d) GOLUM-CNP v 1.0: a data-driven modeling of carbon, nitrogen and phosphorus cycles in major terrestrial biomes. *Geoscience Model Development*, 11, 3903-3928. DOI:10.5194/gmd-11-3903-2018.
- Wang, M., Ma, L., Strokal, M., Chu, Y. & Kroeze, C. (2018e) Exploring nutrient Management options to increase nitrogen and phosphorus use efficiencies in food production of China. *Agricultural Systems*, 163, 58-72. doi:10.1016/j.agsy.2017.01.001.

Accepted Article

Wang, Z., Wu, Z.G., Wang, Y. & Yu, D. (2018f) Variations in species-level N:P stoichiometry of Charophytes and aquatic angiosperms on the Tibetan Plateau. *Frontiers of Plant Science*, 9:art num 870. DOI:10.3389/fpls.2018.00870

Wang, R., Goll, D., Balkanski, Y., Hauglustaine, D.m, Boucher, O., Ciais, P., ... & Tao, S. (2017a) Global forest carbón uptake due to nitrogen and phosphorus deposition from 1850 to 2100. *Global Change Biology*, 23, 1-19. Doi:10.1111/gcb.13766.

Wang, W., Sardans, J., Wang, C., Zeng, C., Tong, C., Asensio, D. & Peñuelas, J. (2017b) Relationships between the potential production of the greenhouse gases CO₂, CH₄ and N₂O and soil concentrations of C, N and P across 26 paddy fields in southern China. *Atmospheric Environment*, 164, 458-467. DOI:10.1016/j.atmosenv.2017.06.023.

Wang, R., Balkanski, Y., Boucher, O., Ciais, P., Peñuelas, J. & Tao, S. (2015a) Significant contribution of combustion-related emissions to the atmospheric phosphorus Budget. *Nature Geosciences*, 8, 48-54. Doi:10.1038/NGEO2324.

Wang, W., Wang, C., Sardans, J., Tong, C., Jia, R., Zeng, C. S. & Peñuelas, J. (2015b) Food regime affects soil stoichiometry and the distribution of the invasive plants in subtropical estuarine wetlands in China. *Catena*, 128, 144-154. Doi: 10.1016/j.catena.2015.01.017.

Wang, W., Sardans, J., Tong, C., Wang, C., Ouyang, L., Bartrons, M. & Peñuelas, J. (2016a) Typhoon enhancement of N and P release from litter and changes in the litter N:P ratio in a subtropical tidal wetland. *Environmental Research Letters*, 11, 014003. Doi:10.1088/1748-9326/11/1/014003.

Wang, W., Sardans, J., Zeng, C. S., Tong, C., Wang, C. & Peñuelas, J. (2016b) Impact of plant invasion and increasing floods on total soil phosphorus and its fractions in the Minjiang River estuarine wetlands, China. *Wetlands*, 36, 21-36. Doi:10.1007/s13157-015-0712-9.

Wang, W., Min, Q., Sardans, J., Asensio, D., Bartrons, M. & Peñuelas, J. (2016c) Organic cultivation of Jasmine and tea increases carbón sequestration by changing plant and soil stoichiometry. *Agronomic Journal*, 108, 1636-1648. Doi:10.2134/agronj2015.0559.

Wang, W., Sardans, J., Zeng, C., Zhong, C., Li, Y. & Peñuelas, J. (2014) Responses of soil nutrient concentrations and stoichiometry to different human land uses in a subtropical tidal wetland. *Geoderma*, 232-234, 459-470. Doi:10.1016/j.geoderma.2014.06.004.

Wardle, D. A., Wiser, S.K., Allen, R.B., Doherty, J.E., Bonne,r K.I., Williamson, W.M. (2008) Aboveground and belowground effects of single-tree removals in New Zealand rain forest. *Ecology*, 89, 1232-1245.

Wassen, M. J., Olde Venterink, H., Lapshina, E.D., Tanneberger, F. (2005) Endangered plants persist under phosphorus limitation. *Nature*, 437, 547–550.

Wei, C., Zheng, H., Li, Q., Lü, X., Yu, Q., Zhang, H., Chen, Q., ... & Han, X. (2012) Nitrogen addition regulates soil nematode community composition through ammonium suppression. *Plos ONE*, 7, e43384. DOI:10.1371/Journal.pone.0043384.

Wei, P. & Huang, L. M. (2010) Water quality and eutrophication in the Guangzhou Sea Zone of the Pearl River estuary. *Chinese Journal of Oceanology and Limnology*, 28, 113-121.

Weikard, H. P. (2016) Phosphorus recycling and food security in the long run: a conceptual modelling approach. *Food Security*, 8, 405-414. Doi:10.1007/s12571-016-0551-4.

Wironen, M. B., Bennett, E. M. & Erickson, J. D. (2018) Phosphorus flows and legacy accumulation in an animal-dominated Agricultural region from 1925 to 2012. *Global Environmental Change*, 50, 88-99. Doi:10.1016/j.gloencha.2018.02.017.

Withers, P. J. A., Rodrigues, M., Soltangheisi, A., de Carvalho, T. S., Guilherme, L. R. G., Benites, V. M., ... Pavinato, P. S. (2018a) Transitions to sustainable Management of phosphorus in Brazilian agricultura. *Scieintific Reports*, 8, 2537. DOI:10.1038/s41598-018-20887-z.

Withers, P. J. A., Doody, D. G. & Sylvester-Bradley, R. (2018b) Achieving sustainable phosphorus use in food systems through circularization. *Sustainability*, 10, artnum1804. DOI:10.3390/su10061804.

Withers, P. J. A., van Dijk, K. C., Neset, T. S. S., Nesme, T., Onema, O., Rubaek, G. H., ...& Pellerin, S. (2015) Stewardship to tackle global phosphorus inefficiency: The case of Europe. *Ambio*, 44, S193-S206. Doi:10.1007/s13280-014.0614-8.

Wu, J., Franzén, D. & Malmström, M. E. (2016) Anthropogenic phosphorus flows under different scenarios for the city of Stockholm, Sweden. *Science of the Total Environment*, 542, 1094-1105. DOI:10.1016/j.scitotenv.2015.09.024.

Wulaningsih, W., Michaelsson, K., Garmo, H., Hammar, N., Jungner, I., Walldius, G., Holmberg, L., & Hemelrijck, M. (2013) Inorganic phosphate and the risk of cancer in the Swedish AMORIS study. *BMC Cancer*, 13, 257.

Xi, B., Zhai, L. M., Liu, J., Wang, H. Y., Luo, C. Y., Ren, T. Z., Liu, H. B. (2016) Long-term phosphorus accumulation and agronomic and environmental critical phosphorus levels in Haplic Luvisol soil, northern China. *Journal of Integrative Agriculture*, 15, 200-208.

Xu, X. Y., Pu, L. J., Li, J. G. & Zhu, M. (2019) Effect of reclamation on C, N and P stoichiometry in soil and soil aggregates of a coastal wetland in eastern China. *Journal of Soils and Sediments*, 19, 1215-1255. DOI:10.1007/s11368-018-2131-z.

Xu, X. J. & Timmer, V. R. (1998) Biomass and nutrient dynamics of Chinese fir seedlings under conventional and exponential fertilization regimes. *Plant and Soil*, 203, 313-322. DOI:10.1023/A:1004307325328.

Yang, X. X., Li, M. Q., He, X. D., Wang, X. Z., You, W. X., Yu, D., ...& Chen, N. (2018) Relationship between vegetation C, N, P stoichiometry and species diversity in sand land. *Yingyong Shangtai Xuebao*, 29, 2819-2824. DOI:10.13287/j.1001-9332.201809.016.

Yara fertilizer (2018) <https://www.yara.com/siteassets/investors/057-reports-and-presentations/other/2018/fertilizer-industry-handbook-2018>

Ye, Y., Liang, X., Chen, Y., Li, L., Ji, Y. & Zhu, C. (2014) Carbon, Nitrogen and phosphorus accumulation and partitioning, and C:N:P stoichiometry in late-season rice under different water and nitrogen managements. *PlosOne*, 9, e101776.

Yin, K., Harrison, P. J. (2007) Influence of the Pearl River estuary and vertical mixing in Victoria Harbor on water quality in relation to eutrophication impacts in Hong Kong waters. *Marine Pollution Bulletin*, 54, 646-656.

Yin, K. D., Song, X. X., Sun, J., Wu, M. C. S. (2004) Potential P limitation leads to excess N in the pearl river estuarine coastal plume. *Continental Shelf Research*, 24, 1895-1907.

Accepted Article

Yu, T., Dai, D., Lei, K., He, C. D., Cong, H. B., Fu, G., Xu, Q. J., Sun, F. H. & Wu, F. C. (2018) delta N-15 and nutrient stoichiometry of water, aquatic organisms and environmental implications in Taihu lake, China. *Environmental Pollution*, 237, 166-173. DOI:10.1016/j.envpol.2018.02.048.

Yuan, Z., Jiang, S., Sheng, H., Liu, X., Hua, H., Liu, X. & Zhang, Y. (2018) Human perturbation of the global phosphorus cycle: Changes and consequences. *Environmental, Science & Technology*, 52, 2438-2450. DOI:10.1021/acs.est.7b03910.

Yuan, Z. Y., Jiao, F., Shi, X. R., Sardans, J., Maestre, F. T., Delgado-Baquerizo, M., ... & Peñuelas, J. (2017) Experimental and observational studies, find contrasting responses of soil nutrients to climate change. *eLife*, e23255. Doi:10-7554/eLife.23255.

Yuan, Z. Y. & CHen, Y. H. (2015) Decoupling of nitrogen and phosphorus in terrestrial plants associated with global changes. *Nature Climate Change*, 5, 465-469. Doi:10.1038/nclimate2549.

Yue, K., Fornara, D. A., Yang, W., Peng, Y., Li, Z., Wu, F. & Peng, C. (2017) Effects of three global change drivers on terrestrial C:N:P stoichiometry: a global synthesis. *Global Change Biology*, 23, 2450-2463. Doi:10.1111/gcb.13569.

Zaehle, S. & Dalmonech, D. (2011) Carbon-nitrogen interactions on land at global scales: current understanding in modelling climate biosphere feedbacks. *Current Opinion Environmental Sustainability*, 3, 311-320.

Zarch, M. A. A., Sivakumar, B., Malekinezhad, H. & Sharma, A. (2017) Future aridity under conditions of global climate change. *Journal of Hydrology*, 554, 451-469. DOI:10.1016/j.jhydrol.2017.08.043.

Zechmeister-Boltenstren, S., Keiblinger, K. M., Mooshammer, M., Peñuelas, J., Richter, A., Sardans, J. & Wanek, W. (2015) The application of Ecological stoichiometry to plant-microbial-soil organic matter transformations. *Ecological Monographs*, 85, 133-135. Doi:10.1890/14-0777.1.sm.

Zhang, W., Li, H. & Li, Y. (2019a) Spatio-temporal dynamics of nitrogen and phosphorus input budgets in a global hotspot of anthropogenic inputs. *Science of The Total Environment*, 656, 1108-1120. DOI:10.1016/j.scitotenv.2018.11.450.

Zhang, E., Liu, W., Xu, M., Deng, J., Han, X., Yang, C., ... & Ren, G. (2019b) Response of forest growth to C:N:P stoichiometry in plants and Soils during *Robinia pseudoacacia* afforestation on the loess Plateau, China. *Geoderma*, 337, 280-289. Doi:10.1016/j.geoderma.2018.09.042.

- Zhang, R., Pan, H., He, B., Chen, H. & Zhou, Z. (2018) Nitrogen and phosphorus stoichiometry of *Schima superba* under nitrogen deposition. *Scientific Reports*, 8, 13669. Doi:10.1038/s41598-018-32031-y.
- Zhang, T., Chen, H. Y. H. & Ruan, H. (2018b) Global negative effects of nitrogen deposition on soil microbes. *The ISME Journal*, 12, 1817-1825. DOI:10.1038/s41396-018-0096-y.
- Zhang, W., Gao, D.X., Chen, Z.X., Li, H., Deng, J., Qiao, W.J., Han, X.H., Yang, G.H., Feng, Y.Z. & Huang, J.Y. (2018) Substrate quality and soil environmental conditions predict litter decomposition and drive soil nutrient dynamics following afforestation on the Loess Plateau of China. *Geoderma*, 325, 152-161.
- Zhang, Q., Brady, D. C., Boynton, W. R. & Ball, W. P. (2015) Long-term trends of nutrients and sediment from the non-tidal Chesapeake watershed: an assessment of progress by river and season. *Journal of American Water Resources Association, American Water Resources Association*, 51, 1534-1555. DOI:10.1111/1752-1688.12327.
- Zhang, N., Guo, R., Song, P., Guo, J. & Gao, Y. (2013) Effects of warming and nitrogen deposition on the coupling mechanism between soil nitrogen and phosphorus in Songnen meadow steppe, northeastern China. *Soil Biology and Biochemistry*, 65, 86-104.
- Zhang, K. F., Greenwood, D. J., White, P. J. & Burns, I. G. (2007) A dynamic model for the combined effects on N, P and K fertilizers on yield and mineral composition; description and experimental test. *Plant and Soil*, 298, 81-98. DOI:10.1007/s11104-007-9342-1.
- Zhang, L. X., Bai, Y. F., and Han, X. G. (2004). Differential responses of N:P stoichiometry of *Leymus chinensis* and *Carex korshinskyi* to N additions in a steppe ecosystem in Nei Mongol. *Acta Botanica Sinica* 46, 259–270.
- Zhang, J., Zhang, Z. F., Liu, S. M., Wu, H., Xiong, H. & Chen, H. T. (1999) Human impacts on the large world rivers: would the Changjiang (Yangtze River) be an illustration? *Global Biogeochemical Cycles*, 13, 1099-1105, DOI:
- Zhao, F. Z., Sun, J., Ren, C. J., Kang, D., Deng, J., Han, X. H. & Ren, G. X. (2015) Land use change influences soil C, N and P stoichiometry under “grain-to-green program” in China. *Scientific Reports*, 5, 10195. Doi:10.1038/srep10195.

Zheng, T., Qi, P. F., Cao, Y. L., Han, Y. N., Ma, H. L., Guo, Z. R., ... Zheng, Y. L. (2018) Mechanisms of wheat (*Triticum aestivum*) grain storage proteins in response to nitrogen application and its impacts on processing quality. *Scientific Reports*, 8, 11928.

Zheng, B. X., Ding, K., Yang, X. R., Wadaan, M. A. M., Hozzein, W. N., Peñuelas, J. & Zhu, Y. G. (2019) Straw biochar increases the abundance of inorganic phosphate solubilizing bacterial community for better rape (*Brassica napus*) growth and phosphate uptake. *Science of the Total Environment*, 647, 1113-1120. DOI:10.1016/j.scitotenv.2018.07.454.

Zhou, Y., Boutton, T. W. & Wu, X. B. (2018a) Soil C:N:P stoichiometry responds to vegetation change from grassland to Woodland. *Biogeochemistry*, 140, 341-357. Doi:10.1007/s10533-018-0495-1.

Zhou, Y., Boutton, T. W. & Wu, X. B. (2018b) Soil phosphorus does not keep pace with soil carbon and nitrogen accumulation following Woody encroachment. *Global Change Biology*, 24, 1992-2007. Doi:10.1111/gcb.14048.

Zhu, J., Wang, Q., He, N., Smith, M. D., Elser, J. J., Du, J., Yuan, G., Yu, G. & Yu, Q. (2016) Imbalanced atmospheric nitrogen and phosphorus depositions in China: Implications for nutrient limitation. *Journal of Geophysical Research: Biogeosciences*, 121, 1605-1616. Doi:10.1002/2016JG003393.

Zivkovic, T., Disney, K. & Moore, T. R. (2017) Variations in nitrogen, phosphorus, and delta N-15 in Sphagnum mosses along a climatic and atmospheric gradient in eastern Canada. *Botany*, 95, 829-839. Doi:10.1139/cjb-2016-0314.

Captions to Tables and figures

Table 1. Summary of the relationships of global change drivers with N and P concentrations and N:P ratio of soil, plants and freshwater plankton.

Figure 1. a) Mean (\pm SE) anthropogenic inputs of reactive nitrogen (N) and phosphorus (P) to the biosphere (Tg y^{-1}) since the industrial revolution. b) Mean (\pm SE) N:P ratios of inputs of reactive N and P to the biosphere since the industrial revolution. Data are for N industrial fertilizers (Galloway et al., 1995, 1998; 2004, 2008; Smil, 2000; Tilman et al., 2001; Mackenzie et al., 2002; Fields, 2004; FAO, 2008, 2015, 2017; Gruber & Galloway, 2008; Mogollón et al., 2018a; Canfield et al., 2010; Grubler, 2002; Bouwman et al., 2013a; Fowler et al., 2013; Gu et al., 2013; Lu & Tian, 2017; Yara Fertilizer, 2018), N₂ fixation in cropland (Delwiche, 1970; Burns & Hardy, 1975; McElroy et al., 1976; Söderlund & Svernnson, 1976; Fields, 2004; Galloway et al., 2004, 2008; Herridge et al., 2008; Canfield et al., 2010; Bouwman et al., 2013a; Fowler et al., 2013; Gu et al., 2013), N emissions from fuel combustion (Eriksson, 1959; Robinson & Robbins, 1970; Söderlund & Svernnson, 1976; MacKenzie et

al., 2002; Fields, 2004; Galloway et al., 2004; Gruber & Galloway 2008; Reay et al., 2008; Canfield et al., 2010; Grübler, 2011; van Vuuren et al., 2011; Gu et al., 2013), and P industrial fertilizers (Smil, 1999; Mackenzie et al., 2002; FAO, 2008, 2015, 2017; Bondre, 2011; McDonald et al., 2011; Bouwman et al., 2013a; Lu & Tian, 2017; Lun et al., 2018; Yara Fertilizer, 2018).

Figure 2. Annual anthropogenic inputs to the global nitrogen and phosphorus cycles and contribution to the N:P ratios (molar basis) of biospheric compartments. Data are from references reported in Figure 1.

Figure 3. N:P ratios (molar basis) of total atmospheric deposition in continents and oceans compared with ratios in plants, plankton, soil, and water. Data derived from Graham & Duce (1979), Smil (2000), Galloway et al. (2004, 2008), Duce et al. (2008), Mahowald et al. (2008), and Schlesinger et al. (2009).

Figure 4. Impacts of short-term (field experiments) and long-term (natural gradients) of drought and aridity on plant and soil N and P concentrations and N:P ratios. Letter size is proportional to concentration.

Figure 5. Current N and P imbalances linked to human activity in river basins.

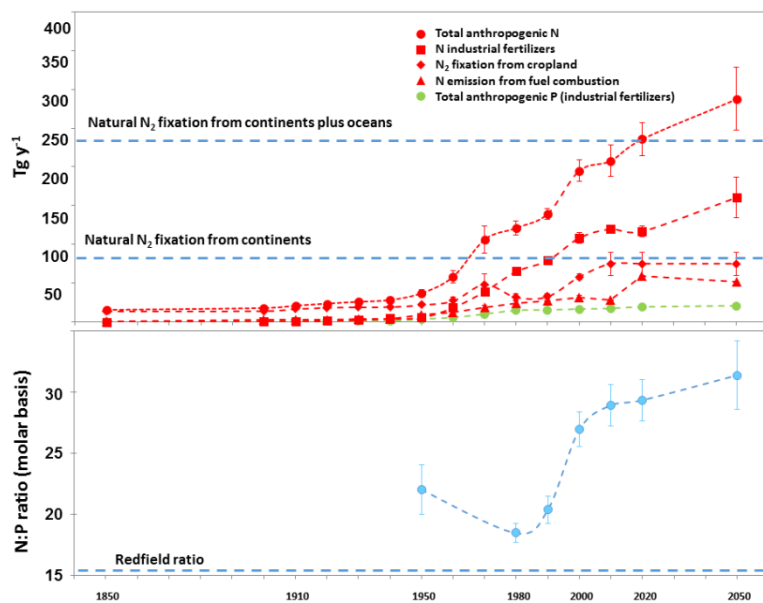
Figure 6. Numbers of studies from the 'Web of Science' search that report effects of increased availability of environmental nitrogen on increased environmental N:P ratios, increased organismic N:P ratios, decreased growth rates, and changes in community structure and ecosystem functioning. The effects of nitrogen deposition and eutrophication and of increased environmental N:P ratios are indicated by solid lines, the effects of increased organismic N:P ratios are indicated by dashed lines, and the effects of increased growth rates are indicated by dotted lines. See Table S1 for detailed information on these studies.

Figure 7. Schematic of the increased imbalance in N and P fertilizers and the negative impacts of N:P-ratio imbalances and P scarcity on food security, human health, and sociopolitical stability.

Global change drivers	Effects on N and P concentrations and N:P ratios				
	Soil		Plants		Plankton
	Natural gradients	Field experiments	Natural gradients	Field experiments	
Increasing atmospheric CO ₂ concentrations	-	<i>Decrease in soil [N] and [P]</i>	<i>Decrease in [N] and [P] Decrease or no change in N:P depending on plant type and plant organ</i>	<i>Decrease in [N] and [P] Decrease or no change in N:P depending on plant type and plant organ</i>	<i>Decreases, increases or no change in [N], [P] and N:P depending on phytoplankton species</i>
Warming	<i>Heterogeneous effects on soil N and P concentrations and N:P ratios, but most studies reported lower soil [N] and [P] with higher temperatures</i>	<i>Heterogeneous effects on soil N and P concentrations and N:P ratios, but most studies reported higher soil [N] with higher temperatures</i>	<i>Heterogeneous effects on plant [N] and [P] and in N:P ratios</i>	<i>Heterogeneous effects on plant [N] and [P] and in N:P ratios</i>	<i>Changes in [N] and [P] depending on multi-functions allocation which also depend on each ecosystem trophic level and biotic and abiotic particular conditions</i>
Drought/aridity	<i>Decreases in [N] and maintenance or increase in [P] Decreases in N:P ratio</i>	<i>Increases in [N] and larger increases in [P] Decreases in N:P ratio</i>	<i>Increases in [N] and [P] Decreases in N:P ratios</i>	<i>Decreases in [N] and [P] Increases in N:P ratios</i>	-
N deposition	<i>Increases in [N]</i>	<i>Increases in [N]</i>	<i>Increases in [N]</i>	<i>Increases in [N]</i>	<i>Increases in [N]</i>

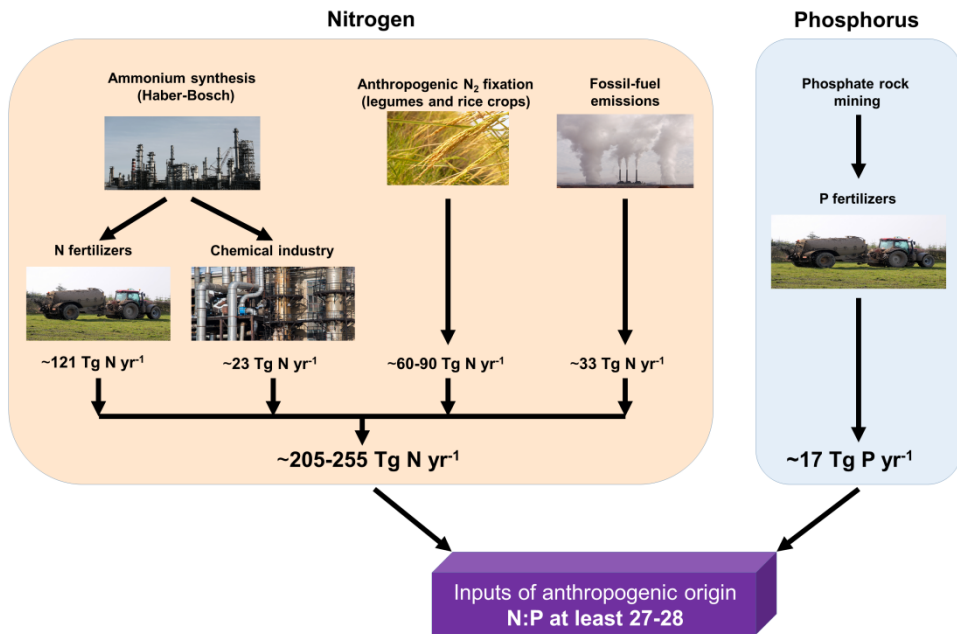
	<i>No changes or decrease in [P] Increases in N:P</i>	<i>No changes or decrease in [P] Increases in N:P</i>	<i>No changes or decrease in [P] Increases in N:P</i>	<i>No changes or decrease in [P] Increases in N:P</i>	<i>No changes or decrease in [P] Increases in N:P</i>
P deposition	-	-	-	-	No change in [N] Increases in [P] Decreases in N:P
Plant species invasion	<i>Increases in [N] Increases in [P], but also dependent on natural soil N and P status. Not enough data to infer changes in N:P ratio</i>	-	<i>Increases in [N] Increases in [P], but also dependent on natural soil N and P status. Not enough data to infer changes in N:P</i>	-	-

- not sufficient data reported or no sense in inferring some effect.

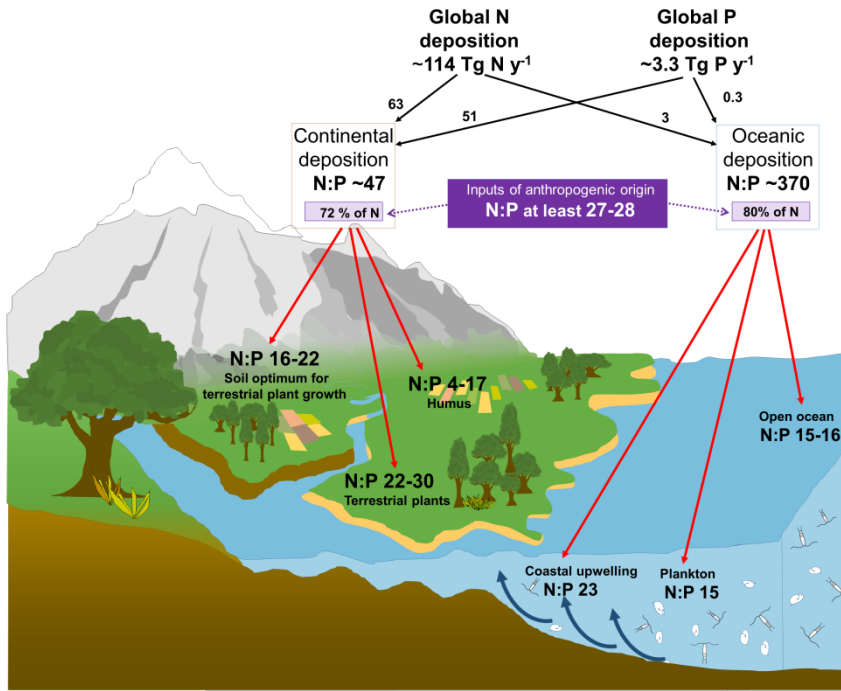


gcb_14981_f1.png

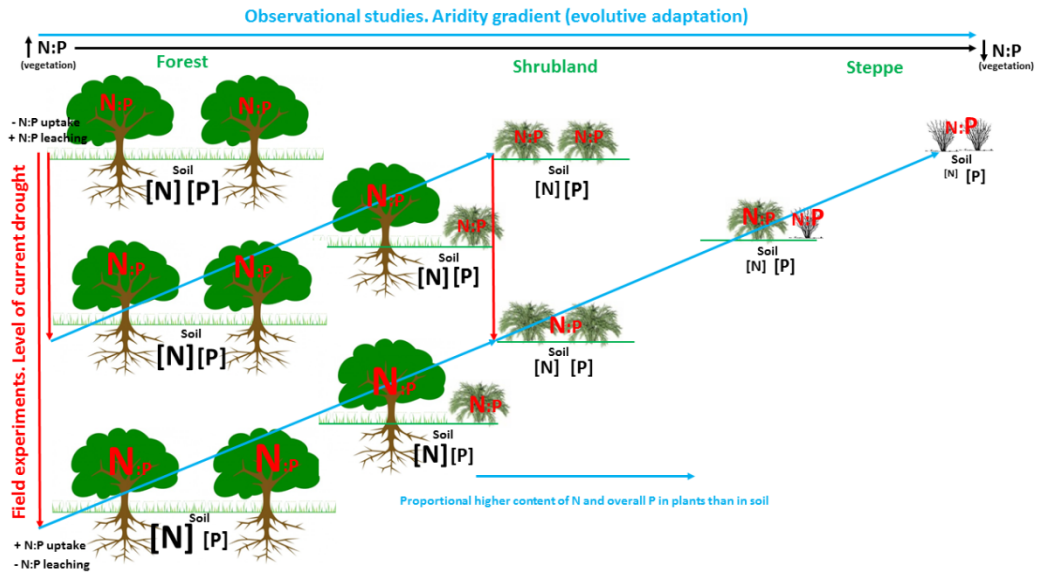
Anthropogenic inputs in N and P cycle



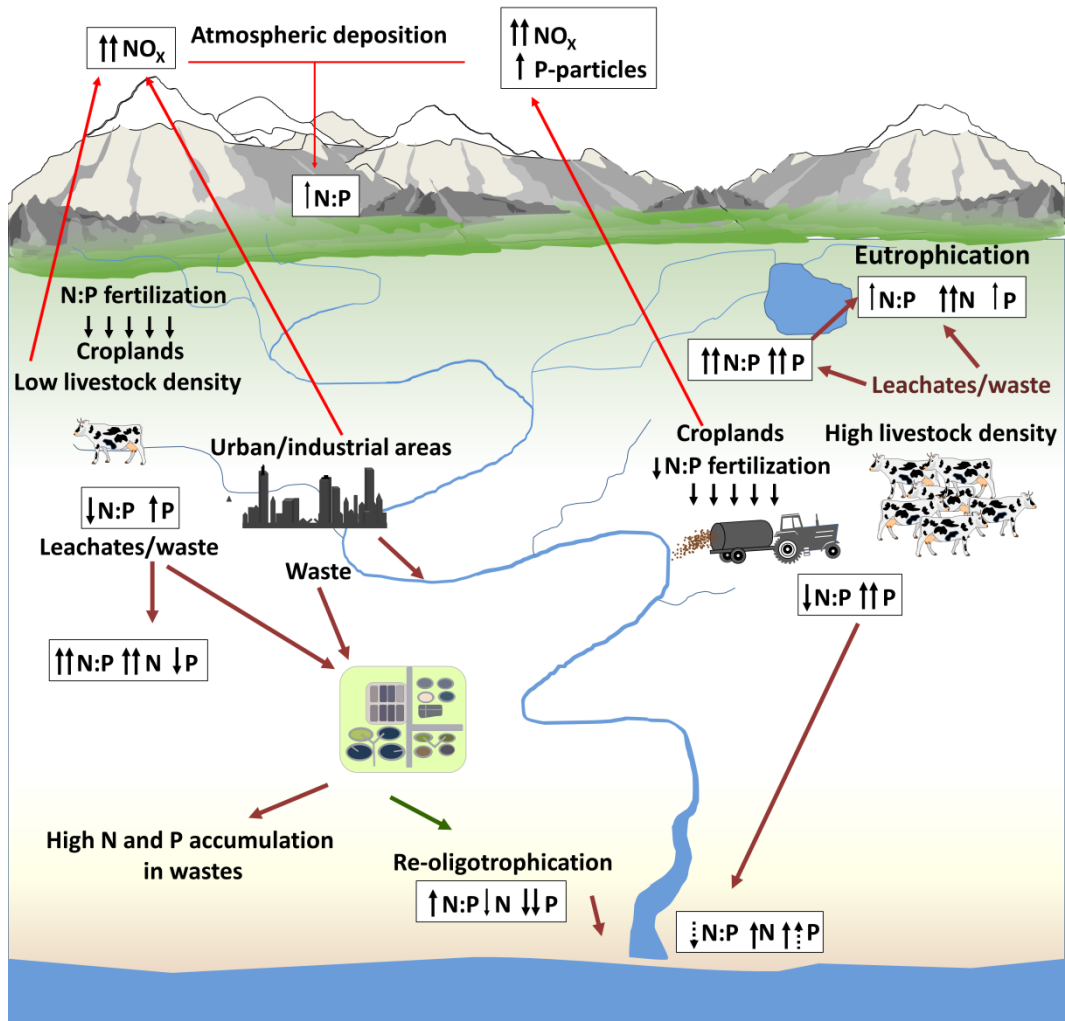
gcb_14981_f2.png



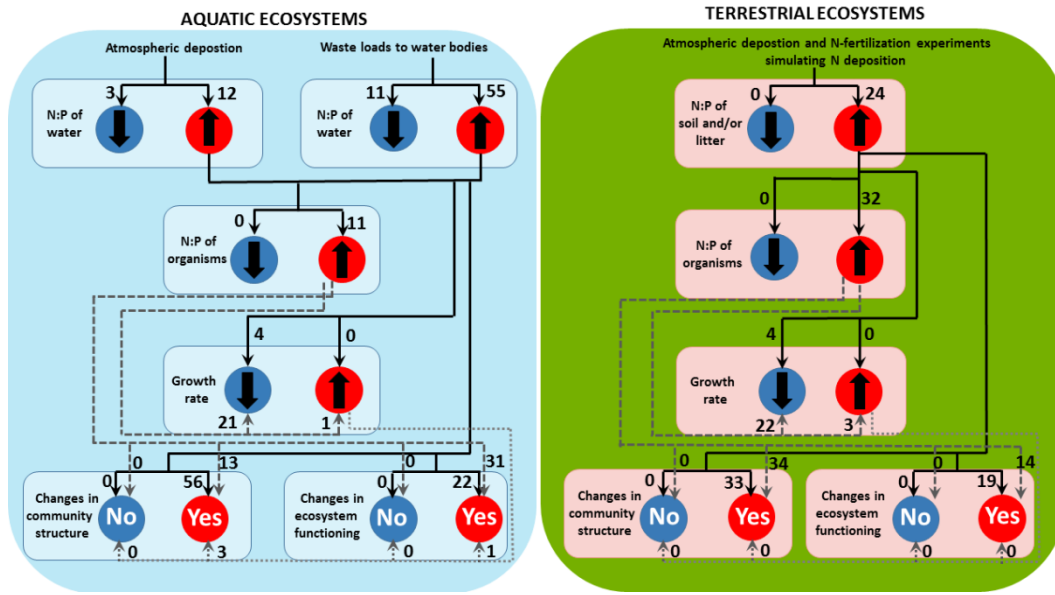
gcb_14981_f3.png



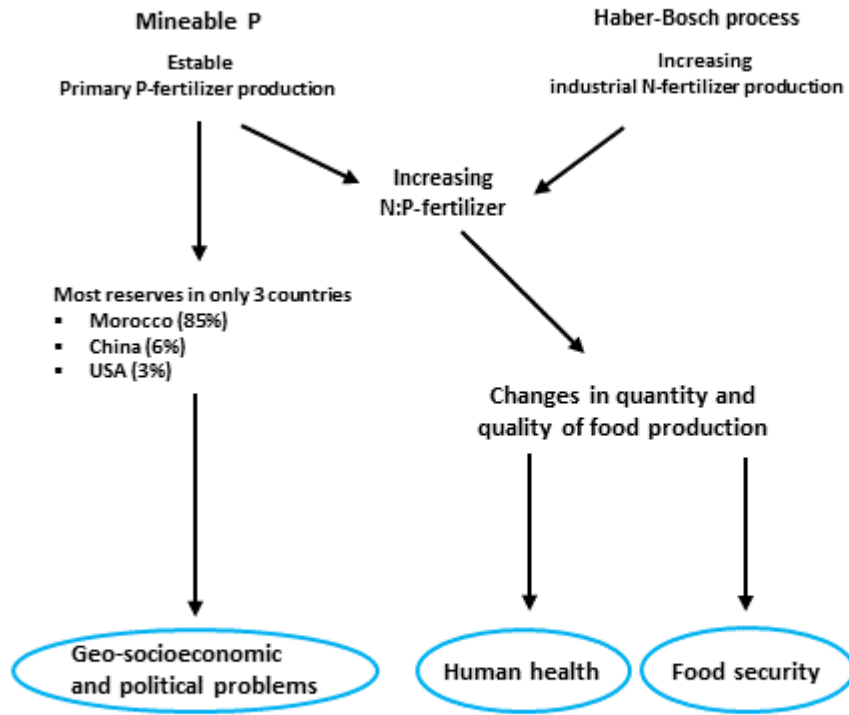
gcb_14981_f4.png



gcb_14981_f5.png



gcb_14981_f6.png



gcb_14981_f7.png