



HAL
open science

Experimental characterization of tetrahydrofuran low-temperature oxidation products including ketohydroperoxides and highly oxygenated molecules (HOMs)

Nesrine Belhadj, Roland Benoit, Philippe Dagaut, Maxence Lailliau

► To cite this version:

Nesrine Belhadj, Roland Benoit, Philippe Dagaut, Maxence Lailliau. Experimental characterization of tetrahydrofuran low-temperature oxidation products including ketohydroperoxides and highly oxygenated molecules (HOMs). *Energy & Fuels*, 2021, 35 (9), pp.7242-7252. 10.1021/acs.energyfuels.0c03291 . hal-03221818

HAL Id: hal-03221818

<https://hal.science/hal-03221818v1>

Submitted on 10 May 2021

HAL is a multi-disciplinary open access archive for the deposit and dissemination of scientific research documents, whether they are published or not. The documents may come from teaching and research institutions in France or abroad, or from public or private research centers.

L'archive ouverte pluridisciplinaire **HAL**, est destinée au dépôt et à la diffusion de documents scientifiques de niveau recherche, publiés ou non, émanant des établissements d'enseignement et de recherche français ou étrangers, des laboratoires publics ou privés.

Copyright

Experimental characterization of tetrahydrofuran low-temperature oxidation products including ketohydroperoxides and highly oxygenated molecules (HOMs).

Nesrine Belhadj^{1,2}, Roland Benoit¹, Philippe Dagaut^{1,*}, Maxence Lailliau^{1,2}

¹ Centre National de la Recherche Scientifique, ICARE, Orléans, France

² Université d'Orléans, Orléans, France

*Corresponding author:

Philippe Dagaut

CNRS-ICARE, Institut de Combustion, Aérothermique, Réactivité et Environnement

1C Avenue de la Recherche Scientifique

45071 Orléans Cedex 2, France

Tel: +33 (0)2 38 25 54 66

dagaut@cnrs-orleans.fr

ABSTRACT: The oxidation of tetrahydrofuran (THF) was carried out in a continuously jet-stirred tank reactor (JSR) at a total pressure of 10 atm, in fuel-lean conditions (equivalence ratio = 0.5), an initial fuel mole fraction of 5000 ppm, at a mean residence time of 2 s, and for temperatures ranging from 550 to 620 K. High-resolution mass spectrometry analyses was used to characterize low-temperature oxidation products of THF. MS analyses were performed using atmospheric pressure chemical ionizations in positive and negative modes. Both flow injection analyses and ultra-high-pressure liquid chromatography-MS/MS allowed characterizing a large set of chemicals including hydroperoxides and diols ($C_4H_8O_3$), ketohydroperoxides ($C_4H_6O_4$), and more oxygenated molecules (up to $C_4H_8O_7$) resulting from up to three oxygen molecules addition of on α and β THF radicals. The existence of –OH or –OOH groups in the products was confirmed by hydrogen-deuterium exchange using D_2O . We detected 24 products with molecular weight of 40-168, not reported in previous studies. Simulations using the latest THF oxidation chemical kinetic reaction mechanism available from the literature were compared to the present measurements of ketohydroperoxides and other products of THF cool flame. The kinetic scheme represented well the present qualitative data.

Keywords: tetrahydrofuran, oxidation, jet-stirred reactor, cool flame, ketohydroperoxides, HOMs

1. INTRODUCTION

It is well-known that cyclic ethers (oxiranes, oxetanes, tetrahydrofurans, and tetrahydropyrans) are important products of liquid fuels cool flames, as observed in a variety of environments, e.g. in research engines¹⁻⁴ and in laboratory experiments.⁵⁻⁸ Tetrahydrofurans and oxetanes are generally the most abundant cyclic ethers formed in cool flames.^{6-7, 9-10} Following reactions of these products may affect the overall reactivity of the system. Furthermore, there is growing interest in using furanics as bioderived ground transportation fuels.¹¹ Thus more information is needed for assessing their kinetics of oxidation and the production of fuel-specific pollutants.

To date, in contrast with linear light ethers, e.g. dimethyl ether and diethyl ether, little information is available for the oxidation reaction mechanisms of cyclic ethers^{4, 12-15} and in particular for THF which has a cetane number ~22.¹⁶ Indeed, in the literature, one can find few studies on THF low- to intermediate-temperature oxidation, e.g. oxidation in a static reactor at 493 K,¹⁷ high-pressure studies in rapid compression machine and shock-tube,¹⁸⁻²¹ rapid compression machine (RCM) and JSR studies,^{15, 18, 22} and Ignition Quality Tester measurements.²³ More recently, Hansen et al.²⁴ presented a detailed experimental and theoretical study of the formation of KHPs in a JSR under cool flame conditions. A comparison with modeling using Fenard et al. model²² indicated discrepancies in terms of relative importance of KHP isomers. Products have been measured by synchrotron-based technique (vacuum ultra-violet photoionization-molecular beam-time of flight mass spectrometry) for the fuel-lean (equivalence ratio = 0.3) oxidation of 10,000 ppm of THF at ~1 atm and a residence time of 2 s. Several KHPs have been detected, but no products resulting from third or higher molecular oxygen addition on THF radicals have been reported whereas they are expected to be formed, based on recent works involving a range of fuels.²⁵⁻²⁸ While the production of highly oxygenated molecules in combustion is commonly overlooked, but could promote ignition according to previous chemical kinetic modeling,²⁹ they are considered being very important intermediates participating to the formation of secondary organic aerosols (SOA) in the troposphere.³⁰ Previous chromatographic separation of KHPs deriving from the oxidation of large hydrocarbons have been detected by mass spectrometry and ultraviolet absorption,³¹⁻³⁹ but these earlier investigations were technically limited. With the recent development of analytical techniques, e.g., synchrotron-based mass spectrometry,^{25, 40-41} ultra-high-pressure liquid chromatography (UHPLC) coupled to Orbitrap®, it becomes possible to better characterize cool flame products.^{26-27, 42}

As part of continuing efforts in this laboratory to better understand the chemical kinetics of fuels combustion, a series of experiments has been carried out recently for the oxidation of several ethers.²⁶⁻²⁷ In this paper we extend that work by presenting results of kinetic experiments completed to identify the products of THF cool flame in a JSR. Among the products detected, we paid particular attention to the detection of ketohydroperoxide isomers since discrepancies between kinetic modeling and measurements have been reported recently²⁴. Chemical kinetic modeling was performed to extend the validation of a published model²².

2. EXPERIMENTAL

2.1 Oxidation Experiments

In the present experimental study we used a jet-stirred reactor setup introduced previously⁴³⁻⁴⁴ and used in former studies.⁴⁵⁻⁴⁸ The fused silica JSR (35 cm³, 4 nozzles of 1 mm I.D. for stirring), installed inside a regulated oven (ca. 1.5 kW) which maintains the temperature of the JSR at desired working temperatures. This assembly is

located inside a pressure-resistant stainless-steel housing. The oven is thermally insulated by ceramic wool. The JSR working temperature was varied stepwise while flow rates were adjusted to keep mean residence time constant under all the investigated conditions. As in earlier studies,⁴⁹ THF (>99.9% pure from Sigma Aldrich, CAS Number 109-99-9) was atomized by a flow of nitrogen and vaporized in a heated chamber. THF and oxygen were delivered separately to the JSR to avoid fuel oxidation before entrance into the reactor. Nitrogen and oxygen flow rates were regulated by mass flow controllers. THF was pumped by a Shimadzu LC10-AD-VP HPLC pump. Thanks to the use of an online degasser (Shimadzu DGU-20-A3) the pump could deliver a steady flow rate of THF. Table 1 summarizes the present experimental conditions.

Table 1. Experimental conditions

Equivalence ratio (ϕ)	0.5
Pressure	10 atm
Initial concentrations	0.5% of fuel, 2.75 % O ₂ , 96.75 % N ₂
Residence time	2 s
Temperature	550 - 620 K

A Pt-Pt/Rh-10% thermocouple (0.1 mm wires located inside a thin-wall fused-silica tube) was used to check thermal homogeneity along the vertical axis of the JSR. It was found good (gradients of < 1 K/cm). A low-pressure sonic probe (fused-silica) was used to freeze reactions and collect samples which will be analyzed off line. To characterize THF low-temperature oxidation products, e.g., hydroperoxides, ketohydroperoxides (KHPs), ketodi-hydroperoxides, and other oxygenates, the gaseous samples were bubbled for 75 min in cooled acetonitrile (0°C, 25 mL in a 40 mL amber glass vial). The liquid samples were stored at -15°C for preventing degradation before chemical analyses.

2.2 Chemical analyses

Several types of analyses were performed. Firstly, mass spectrometry (MS) analyses with an Orbitrap® Q-Exactive were performed by flow injection (FIA). There, a motored syringe is used to inject continuously the sample in the ionization chamber of the mass spectrometer⁵⁰. The FIA conditions were: flow of 1-3 μ L/min recorded for 1 min. The samples were introduced into the ionization chamber of the Orbitrap® (mass accuracy <1 ppm RMS and mass resolution of 140,000). Secondly, ultra-high-pressure liquid chromatography-MS (Vanquish Flex UHPLC from Thermo Scientific) was used. For samples ionization, atmospheric chemical ionization (Ion Max® APCI) operating in positive and negative modes was used. APCI is a soft ionization method widely used in liquid chromatography-MS⁵¹. Compared to electrospray ionization ESI which uses an electric field and photoionization PI (using UV radiation), in APCI a corona discharge needle is used to produce an electric discharge applied to the solvent aerosol which produces positive or negative radical ions (N₂⁺, O₂⁺, H₂O⁺, NO⁺, O₂⁻, O⁺, O⁻, NO₂⁻, O₃⁻), which transfer their charges to the sample molecules and ionize them. APCI is used for ionizing polar and relatively less polar compounds (< 1500 Da) including organic pollutants, pesticides,

pharmaceutical products, biological chemicals, and drug metabolites. APCI has also been used to ionize non-polar and high molecular weight chemicals, e.g., hydrocarbons, polycyclic aromatic hydrocarbons (PAHs), and polymers.⁵²⁻⁵³

For mass calibrations, we used the commercial Pierce™ ESI (+) and (-) calibration mixtures (Thermo Scientific) in FIA mode and HESI.

Most of the chromatographic analyses were performed with a C₁₈ analytical column (Phenomenex Luna, 1.6 μm, 100 Å, 100 x 2.1 mm, 40 °C) in reverse-phase mode. Additional HPLC-MS analyses were performed with two other types of columns: Hypercarb PGC (Thermo Scientific, 5 μm, 150 x 2.1 mm, 40°C) and Ascentis Si (Supelco, 5 μm, 250 x 2.1 mm, 40 °C). The analytical conditions are given in the Supporting information (Table S1).

Besides mass calibrations, mass spectra of standards and retention times were used to identify products by UHPLC-MS/MS (γ -Butyrolactone, THF-3-one, cyclopropane carboxaldehyde, 3,4-epoxy tetrahydrofuran, 2,3-DHF, 2,5-DHF, succinic acid, and furan). UHPLC and HPLC analyses were performed using optimized elution solvent and gradients (Supporting information, Table S2).

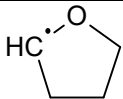

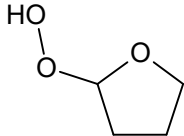
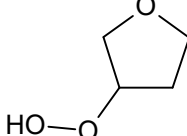
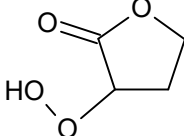
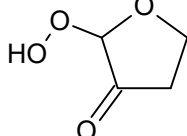
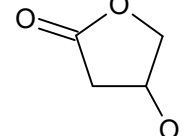
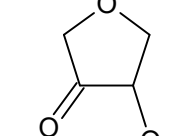
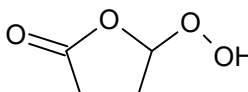
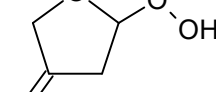
To identify THF oxidation products, MS-MS analyses were performed at several collision cell energies (10, 30, 50, and 70 eV). The fast OH/OD exchange used in previous studies²⁵⁻²⁷ was used to confirm the presence of -hydroxy and hydroperoxy groups in THF oxidation products. This is a technique widely used in combination with MS, as described in details in a recent review article.⁵⁴ Here, we introduced 60 μL of D₂O (99.98% D, Sigma-Aldrich) into 200 μL of sample (reaction time 25 min). with the 70% evaporated sample collected at 600 K and 10 atm. The obtained solution was analyzed by FIA Orbitrap® and APCI positive and negative modes (Supporting information, Figure S1). The signal profiles reported in Section 4 have an estimated uncertainty of 40%. Uncertainties include typical 10-15% uncertainties in JSR experiments, solubility of species in acetonitrile, possible loss of species with vaporizer temperature and capillary temperature of APCI source around 400 K and 600 K, respectively, instabilities of MS signal during analyses.

3. KINETIC MODELING

For the computations we used the PSR software⁵⁵ from the Chemkin II package⁵⁶. A previously published kinetic reaction mechanism for THF oxidation,²² validated over an extensive range of conditions, was used here. It includes both low- and high-temperature oxidation routes, but is limited to the second addition of molecular oxygen on THF radicals, yielding ketohydroperoxides. According to the present simulations, under the present conditions, THF mainly reacts by H-atom abstraction with the hydroxyl radical, yielding two fuel's radicals, R, in α - and β -position to the ether function (Table 2).

Table 2. Chemical structure of fuel's radicals, ROOH, and ketohydroperoxides produced during THF oxidation.

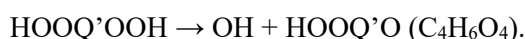
Initial radicals produced by H-atom abstraction on THF	
α - position	β -position

	
ROOHs structure	
	
KHPs structure	
 α, β	 β, α
 α, β'	 β, β'
 α, α'	 β, α'

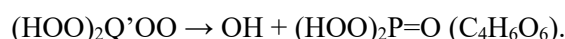

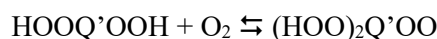
Below ca. 900 K, these two radicals get peroxidized by addition of molecular oxygen. Two hydroperoxides resulting from H-atom abstraction ($\text{ROO} + \text{R}'\text{H} \rightleftharpoons \text{ROOH} + \text{R}'$) can be formed. After intramolecular H-atom transfer in fuel's peroxy radicals, yielding an hydroperoxy radical, a second molecular oxygen addition, itself followed by intramolecular H-atom transfer and decomposition, can yield up to 6 ketohydroperoxides (Table 2).

A schematic representation of THF oxidation pathways is given in Figure 1. Presently detected species appear in boxes.

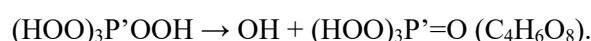
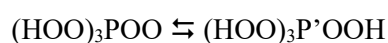
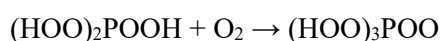
This last reaction is followed by decomposition of di-hydroperoxy radicals, HOOQ'OOH, yielding the hydroxyl radical and a ketohydroperoxide (C₄H₆O₄):



Also, di-hydroperoxy radicals can react with O₂ (third addition of molecular oxygen), followed by intramolecular H-atom transfer and decomposition of organic hydroperoxy radicals:

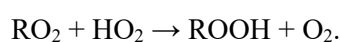



Oxidation could further continue via a fourth addition of molecular oxygen yielding more oxygenated products:



The present study confirms the occurrence of extended oxidation pathways^{25, 57} deduced from JSR experiments with synchrotron-based mass spectrometry.^{25, 57} In these experiments, several products of the 2nd and 3rd addition of molecular oxygen were detected. More recently,²⁶⁻²⁷ products resulting from addition on fuels radicals of up to 4, 4, and 6 O₂, respectively, have been observed in experiments similar to those performed here. Observation of the products of the 4th O₂ addition on fuel's radicals (keto-tri-hydroperoxide C₄H₆O₈) was scarce in the present oxidation experiments with THF. However, the products of 2nd and 3rd O₂ addition were well detected and are reported in Table 3.

Organic hydroperoxides, ROOH, are minor products formed by H-atom abstraction by peroxy radicals:



Their formation was observed here (Table 3). The variation of the integrated C₄H₉O₃⁺ signal obtained by FIA vs. temperature is presented in Figure 2. These qualitative results were compared to simulations (Figure 2) showing consistent variation of their importance with temperature. In the chemical scheme of Fenard et al., the reaction RO₂ + R'H was not included. Thus, only the reaction with HO₂ is important in the simulations.

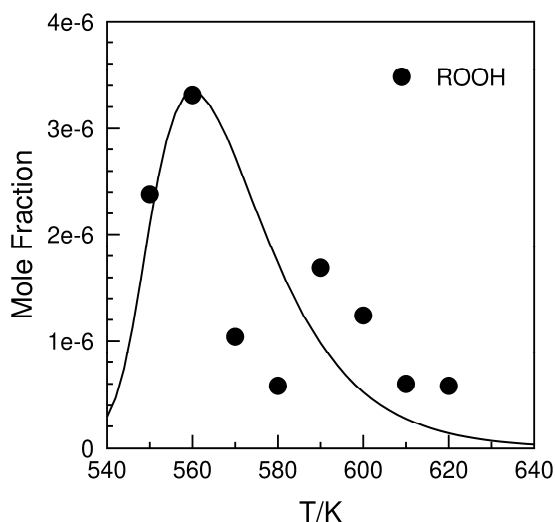


Figure 2. Formation of $C_4H_8O_3$ in a JSR by oxidation of 5000 ppm of THF. The analyses were performed in FIA and APCI (+) mode. The data (dots) represent the signal recorded at m/z 105.0545, scaled to the maximum computed mole fraction (line).

$C_4H_8O_3$ could also be diols which can result from the decomposition of di-hydroperoxides.³⁶ The observation of two H/D exchange (Figure 3) seems to indicate diols were formed in the present experiments (Table 3).

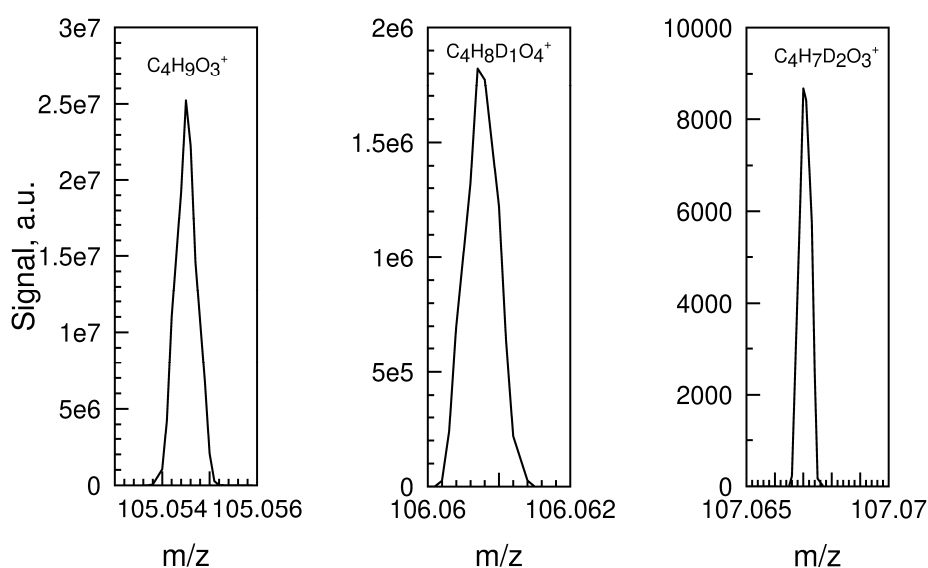
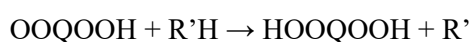


Figure 3. Mass spectrum showing the formation of $C_4H_8D_1O_4^+$ resulting from H/D exchange on ROOH and diols, and of $C_4H_7D_2O_3^+$ which indicates the likely presence of diols. One should note that these D_1 and D_2 ions could not be observed without addition of D_2O to the sample. Analyses were performed in FIA APCI (+) using the concentrated (70% evaporated) sample obtained by oxidation of THF at 600 K.

Organic dihydroperoxides can be produced via H-atom abstraction by peroxy hydroperoxy radicals:



The signal recorded at m/z 137.0444 ($C_4H_9O_5^+$) is likely due to the presence of dihydroperoxides in THF oxidation products (Figure 3).

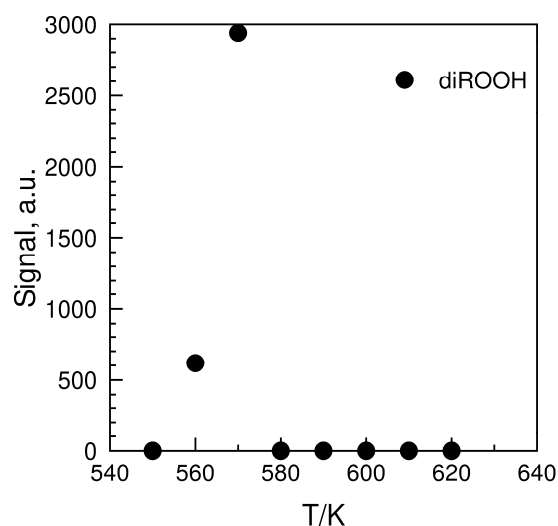


Figure 4. Formation of $C_4H_8O_5$ in a JSR by oxidation of 5000 ppm of THF. The analyses were performed in FIA and APCI (+) mode. The data (dots) represent the signal recorded at m/z 137.0444 ($C_4H_9O_5^+$).

Table 3. Products of THF (5000 ppm) oxidation in a JSR at 600 K and 10 atm. H/D exchange was observed after addition of 60 μ L of D_2O to 200 μ L of a 70 % evaporated sample (reaction time: 25 min). The analyses were performed in FIA/APCI (+/-) modes.

M (g/mol)	Species			APCI (+)		APCI (-)	
	Formula	Name	Ref.	m/z (MH) ⁺	Signal (a.u)	m/z (M-H) ⁻	Signal (a.u)
26	C_2H_2	Acetylene	c,e	-	-	HCOO ⁻ Adduct 71.039	2.2E8
28	C_2H_4	Ethene	b,c,e,f	-	-	HCOO ⁻ Adduct 73.0296	8.2E7
30	C_2H_6	Ethane	c,e	-	-	HCOO ⁻ adduct 75.0452	2.7E5
30	CH_2O	Formaldehyde	a,b,c,e	-	-	HCOO ⁻ adduct 75.0088	1.2E9
32	CH_4O	Methanol	c	-	-	HCOO ⁻ adduct 77.0245	7.0E3
40	$C_3H_4^*$	Propyne or allene		-	-	HCOO ⁻ adduct 85.0296	5.6E6
42	C_3H_6	Propene (propylene) Cyclopropane	a,b,e,f c	-	-	HCOO ⁻ adduct 87.0453	1.8E6
42	$C_2H_2O^*$	Ethenone (Ketene)		-	-	HCOO ⁻ adduct 87.0089	1.8E8
44	C_3H_8	Propane	a,e	-	-	HCOO ⁻ adduct 89.0609	3.9E3
44	C_2H_4O	Oxirane (Ethylene oxide) Acetaldehyde	a,e c,e	-	-	HCOO ⁻ adduct	2.9E8

						89.0245	
46	CH ₂ O ₂	Formic acid	c	-	-	HCOO ⁻ adduct 91.0038	4.7E7
46	C ₂ H ₆ O	Ethanol	c	-	-	HCOO ⁻ adduct 91.0401	5.9E3
54	C ₃ H ₂ O*			55.0179	7.9E5	53.0033	1.3E3
54	C ₄ H ₆	1,3-Butadiene	a,e	55.0544	1.8E7	-	-
56	C ₃ H ₄ O	2-Propenal (Acrolein)	a,b,c,e,g	57.0336	3.4E7	55.0189	5.7E6
56	C ₄ H ₈	1-Butene	a,e	57.0700	1.6E6	-	-
58	C ₂ H ₂ O ₂ *			59.0128	5.0E4	56.9983	1.9E3
58	C ₃ H ₆ O	2-Methyloxirane Acetone Propanal Oxetane Methylvinylether Propenol	a,c,i a a,e,i a b i	59.0492	5.3E6	57.0346	6.0E5
59	C ₃ H ₅ D ₁ O*	Propenol-d1		60.0555	1.1E4	58.0409	3.3E3
60	C ₂ H ₄ O ₂	Acetic acid Methyl formate	c c	61.0284	8.4E6	59.0139	1.9E7
61	C ₂ H ₃ D ₁ O ₂ *	Acetic acid-d ₁		62.0347	5.1e5	60.0202	1.3E6
62	C ₂ H ₆ O ₂ *			63.0441	4.3E3	61.0296	3.0E4
68	C ₄ H ₄ O	Furan	a,b,c,e	69.0334	1.2E7	67.0190	1.2E4
70	C ₄ H ₆ O	2,3-DHF 2,5-DHF Cyclo-propane- carboxaldehyde 2-Butenal	a,b,e,f,i a,b,f,i a,e a,e	71.0491	1.6E9	69.0347	1.1E6
70	C ₃ H ₂ O ₂ *			71.0127	7.8E5	68.9983	8.5E5
72	C ₄ H ₈ O	THF		73.0647	2.5E8	71.0503	3.5E5
72	C ₃ H ₄ O ₂ *			73.0283	7.8E7	71.0139	2.2E8
74	C ₃ H ₆ O ₂	Ethyl formate	c	75.0440	1.2E7	73.0296	8.2E7
82	C ₄ H ₂ O ₂ *			83.0126	8.3E5	-	-
76	C ₃ H ₈ O ₂ *			77.0596	3.0E6	75.0452	2.8E5
76	C ₂ H ₄ O ₃ *			77.0232	2.1E4	75.0088	1.1E9
83	C ₄ H ₁ D ₁ O ₂ *			-	§	-	§
84	C ₄ H ₄ O ₂	1,4-Dioxine	a,e	85.0283	5.0E8	83.0141	1.5E6
85	C ₄ H ₅ O ₂ *		d	86.0361	9.7E4	84.0218	3.0E3
86	C ₄ H ₆ O ₂	Formic acid, 2-propenyl ester Butanedial γ-Butyrolactone THF-3-one 3,4-Epoxy-THF 1,3 Dioxene 1,4 Dioxene	a a,f,e,g,i a,b,c,i b f,i, e a	87.0440	1.2E9	85.0296	5.6E6
88	C ₄ H ₈ O ₂	1,4-Dioxane		89.0596	1.2E7	87.0452	2.1E6
90	C ₃ H ₆ O ₃ *			91.0389	9.6E6	89.0245	2.9E8
90	C ₄ H ₁₀ O ₂ *			91.0752	8.0E5	89.0610	3.9E3
91	C ₄ H ₉ D ₁ O ₂			-	§	-	§
92	C ₇ H ₈ *	Toluene and isomers		93.0698	3.2E6	-	-
98	C ₄ H ₂ O ₃ *			99.0075	9.6E4	96.9932	1.0E5
99	C ₄ H ₁ D ₁ O ₃ *			-	§	-	§
100	C ₄ H ₄ O ₃ *	Diketones and isomers		101.0232	5.3E6	99.0089	6.2E8

101	C ₄ H ₃ D ₁ O ₃ *	Diketones isomers		102.0295	5.5E4	100.0152	4.3E6
102	C ₄ H ₆ O ₃	2,3 DHF-OOH	b,e,f,i	103.0388	9.3E7	101.0245	1.0E8
103	C ₄ H ₅ D ₁ O ₃ *	2,3 DHF-OOH-d ₁		104.0451	5.7E6	102.0308	1.9E6
104	C ₄ H ₈ O ₃	Diols and/or ROOH	c,e	105.0545	2.5E7	103.0402	1.7E7
105	C ₄ H ₇ D ₁ O ₃	Diols-d ₁ and/or ROOH-d ₁		106.0608	1.8E6	104.0465	1.1E6
106	C ₄ H ₆ D ₂ O ₃	Diols-d ₂		107.0671	8.9E3	105.0526	§
106	C ₄ H ₁₀ O ₃ *			107.0701	1.1E5	105.0559	3.4E3
107	C ₄ H ₉ D ₁ O ₃ *			-	-	-	-
116	C ₄ H ₄ O ₄ *			117.0181	1.8E6	115.0039	3.8E8
117	C ₄ H ₃ D ₁ O ₄ *			118.0244	1.8E5	116.0101	2.5E7
118	C ₄ H ₂ D ₂ O ₄			-	-	-	-
118	C ₄ H ₆ O ₄	KHP Succinic acid	b,d,f c	119.0338 -	3.5E6 -	117.0195 -	1.2E9 -
119	C ₄ H ₅ D ₁ O ₄ *	KHP-d ₁ , Succinic acid-d ₁		120.0401	8.9E4	118.0257	7.6E7
120	C ₄ H ₄ D ₂ O ₄ *	Succinic acid-d ₂		-	§	119.0319	2.6E4
120	C ₄ H ₈ O ₄ *			121.0495	1.4E6	119.0350	2.3E7
121	C ₄ H ₇ D ₁ O ₄ *			-	-	120.0414	3.6E6
122	C ₄ H ₆ D ₂ O ₄ *			-	-	121.0477	8.2E4
132	C ₄ H ₄ O ₅ *	Di keto hydroperoxide		-	-	130.9987	6.1E6
133	C ₄ H ₃ D ₁ O ₅ *	Di keto hydroperoxide-d ₁		-	-	132.0050	3.0E4
134	C ₄ H ₆ O ₅ *			135.0288	4.8E3	133.0144	5.7E7
135	C ₄ H ₅ D ₁ O ₅ *			-	-	134.0207	7.1E6
136	C ₄ H ₄ D ₂ O ₅ *			-	-	135.0270	1.3E5
137	C ₄ H ₃ D ₃ O ₅ *			-	-	136.0334	1.2E4
136	C ₄ H ₈ O ₅ *	di ROOH		-	-	135.0301	2.7E6
137	C ₄ H ₇ D ₁ O ₅ *	di ROOH-d ₁		-	-	136.0363	2.1E5
138	C ₄ H ₆ D ₂ O ₅ *	di-ROOH-d ₂		-	-	137.0427	1.8E3
150	C ₄ H ₆ O ₆ *	Keto di-hydroperoxide		-	-	149.0093	1.9E6
151	C ₄ H ₅ D ₁ O ₆ *	Keto di-hydroperoxide-d ₁		-	-	150.0156	3.8E4
152	C ₄ H ₄ D ₂ O ₆ *	Keto di-hydroperoxide-d ₂		-	-	-	§
168	C ₄ H ₈ O ₇ *	tri ROOH		-	-	167.0191	2.0E6
169	C ₄ H ₇ D ₁ O ₇ *	tri ROOH-d ₁		-	-	168.0264	5.4E5
170	C ₄ H ₆ D ₂ O ₇ *	tri ROOH-d ₂		-	-	-	§
171	C ₄ H ₅ D ₃ O ₇ *	tri ROOH-d ₃		-	-	-	§

Note: γ -Butyrolactone, THF-3-one, 2,3-DHF, 2,5-DHF, succinic acid, cyclopropane carboxaldehyde, 3,4-epoxy tetrahydrofuran and furan identification was checked by UHPLC-MS-MS analysis of pure chemicals in acetonitrile (succinic acid was not found); * newly detected species (see Supporting information for structures, Table S3); § Below detection limit. References: a¹⁸; b⁵⁸; c¹⁷ d²⁴; e²²; f⁵⁹; g²¹; h⁶⁰, i.⁶¹

Ketohydroperoxides (C₄H₆O₄) are important products formed in cool flames. H/D exchange using D₂O was also used to verify the presence of an –OOH group in C₄H₆O₄ products (Table 3). Figure 5 shows a typical example of hydrogen–deuterium exchange observed for C₄H₆O₄. One can see the formation of the C₄H₄DO₄⁻ ion. Succinic acid, (CH₂)₂(C(=O)OH)₂, has been reported earlier as product of THF oxidation. It could be responsible for the very minor second H/D exchange (C₄H₃D₂O₄⁻) observed here (Table 3). However, HPLC analyses of all samples did not show a chromatographic peak at 10.4 min, the retention time at which pure succinic acid in solution in ACN was observed.

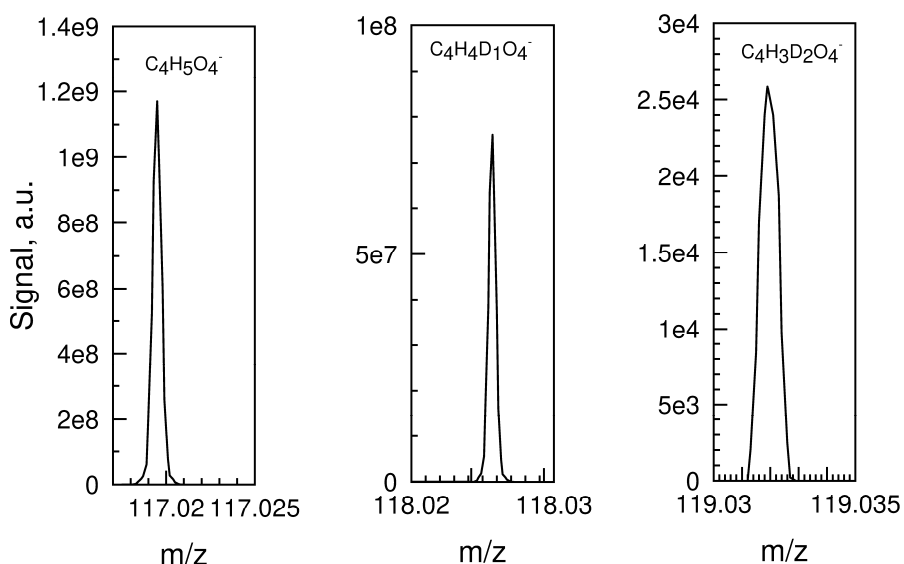


Figure 5. Mass spectrum showing the formation of $C_4H_4D_1O_4^-$ resulting from H/D exchange on KHPs and of $C_4H_3D_2O_4^-$ which indicates the possible minor presence of succinic acid. One should note that these deuterated ions could not be observed without addition of D_2O to the sample. The analyses were performed in FIA APCI (-) using the concentrated (70% evaporated) sample obtained by oxidation of THF at 600 K.

The total formation of KHPs was used to test the kinetic model. Figure 6a shows a fair representation of the qualitative data was obtained. This is also true for THF (Figure 5b).

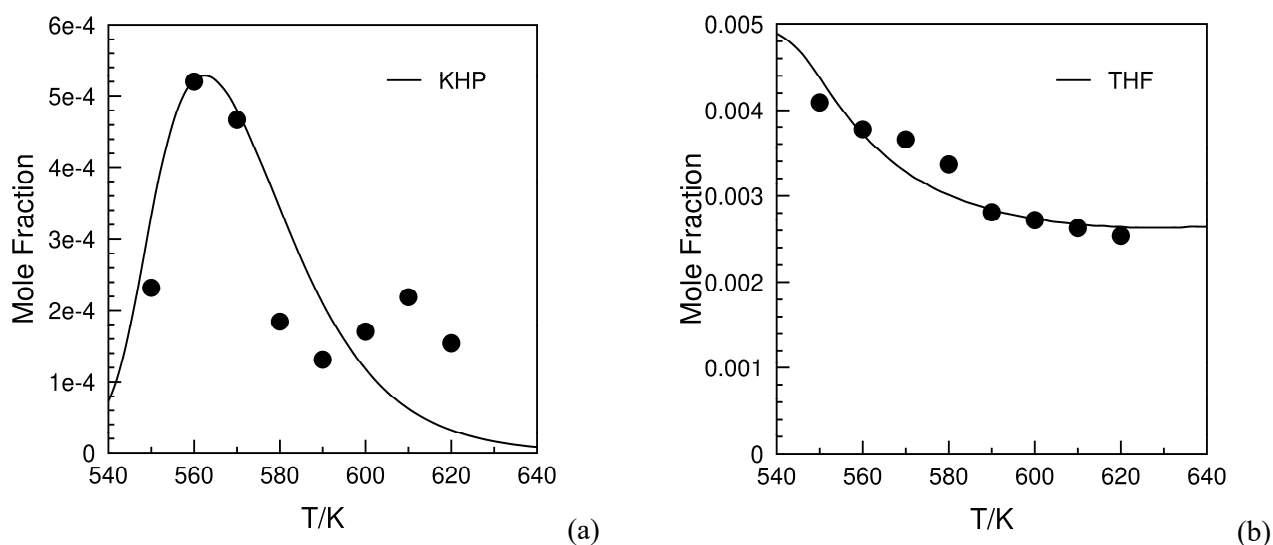


Figure 6. (a) Formation of $C_4H_6O_4$ in a JSR by oxidation of 5000 ppm of THF. Analyses were performed in FIA and APCI (+) mode. The data (dots) represent the signal recorded at m/z 119.0338 ($C_4H_7O_4^+$), scaled to the KHPs maximum computed mole fraction. (b) Consumption of THF under the same conditions based on m/z 73.0647 ($C_4H_9O^+$). The data (dots) are compared to simulations (lines).

Figure 7 shows that UHPLC-MS analyses with APCI (+) allowed separating most of the ketohydroperoxides isomers. The examination of the chromatogram seems to indicate the presence of 5 to 6 isomers ($R_t=4.28$, $R_t=4.49$, $R_t=4.53$, likely coelution at $R_t= 5.06$, and $R_t=5.20$). According to the model of Fénard et al.,²² the most

abundant KHP by far is the $\alpha\alpha'$ isomer, followed by the $\alpha\beta'$ and $\beta\alpha'$ isomers, the three others ($\alpha\beta > \beta\alpha > \beta\beta'$) being negligible (mole fractions of 10^{-9} - 10^{-12}).

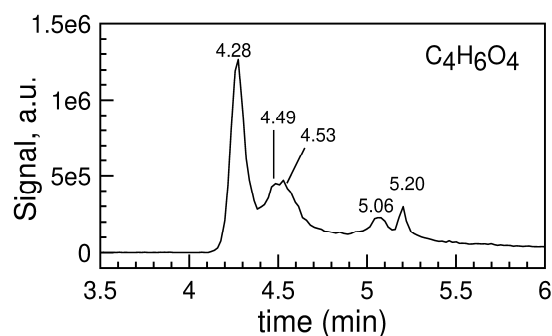


Figure 7. Chromatographic separation on a Hypercarb PGC column (100% ACN, 100 μ L/min, 40°C) of KHPs isomers ($C_4H_6O_4$) obtained by THF oxidation at 590 K. The APCI + mode was used. Isomers structures are given in Table 2.

MS/MS analyses were carried out to identify the ketohydroperoxides produced during THF low-temperature oxidation (Supporting information, Table S4). Fragmentation at 10, 30, 50, and 70 eV was used, but did not allow discriminating the isomers due to very similar fragmentation patterns. (Supporting information Table S5).

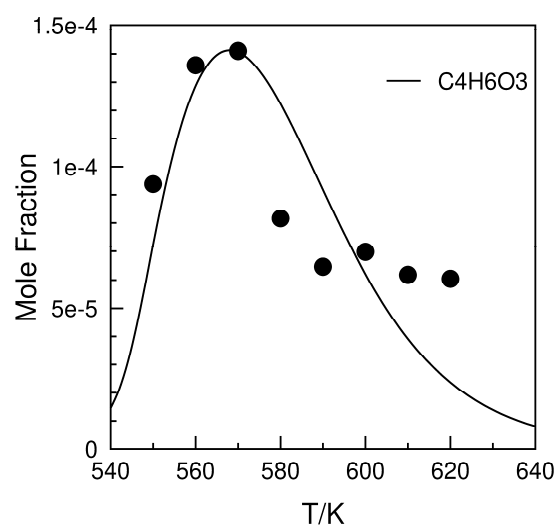
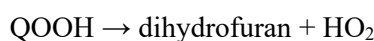
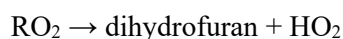


Figure 8. Formation of $C_4H_6O_3$ in a JSR during the oxidation of 5000 ppm of THF. Analyses were performed in FIA and APCI (+) mode. The data (dots) represent the signal recorded at m/z 103.0388 ($C_4H_7O_3^+$), scaled to the maximum computed mole fraction (line).

Dihydrofuran hydroperoxides ($C_4H_6O_3$), which are formed by decomposition of $OOQOOH$, according to the modeling, were observed. The present qualitative data were compared to simulations showing fair agreement in terms of variation of MS signal intensity with oxidation temperature (Figure 8).

Dihydrofurans can be formed by decomposition of RO_2 and $QOOH$ in cool flames²²:



They were observed in the present study. Our qualitative data were compared to simulations showing fair agreement in terms of variation of MS signal intensity with oxidation temperature (Figure 9).

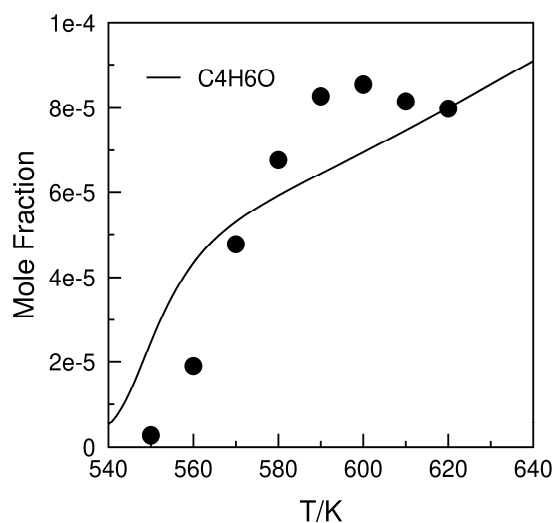


Figure 9. Formation of C_4H_6O in a JSR by oxidation of 5000 ppm of THF. Analyses were performed in UHPLC and APCI (+) mode. The data (dots) represent the signal recorded at m/z 71.0491 ($C_4H_7O^+$), scaled to the maximum computed mole fraction (line).

γ -Butyrolactone, tetrahydrofuran 3-one, 3, 4-epoxy tetrahydrofuran, succinaldehyde (butanedial), and formic acid 2-propyl ester with formula $C_4H_6O_2$ have been reported as products of THF low-temperature oxidation (Table 3). Injection of pure samples and analyses by UHPLC-MS were used for their characterization. The data showed that γ -butyrolactone and tetrahydrofuran-3-one, resulting from the oxidation on α and β tetrahydrofuranyl radicals, respectively, are the main $C_4H_6O_2$ products.

Figure 10 shows the recorded m/z signal vs. THF oxidation temperature. Since the chemical kinetic model²² does not distinguish between the different isomers, the total signal at m/z 87.0440 was used for comparison of data and simulations. One can see from Figure 10 that simulations and data show similar trend.

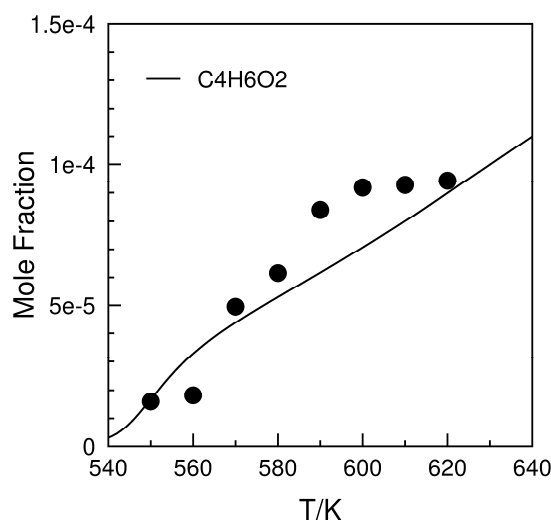


Figure 10. Global formation of $C_4H_6O_2$ in a JSR by oxidation of 5000 ppm of THF. Analyses were performed in FIA and APCI (+) mode. The data (dots) represent the signal recorded at m/z 87.0440 ($C_4H_7O_2^+$), scaled to the maximum computed mole fraction (line).

Diketones and isomers ($C_4H_4O_3$) were observed here (Table 3). It is generally considered they derive from KHPs. Several routes to diketones have been proposed in the literature, including decomposition of KHPs,⁶² H-atom abstraction on KHPs,⁶³ and roaming reaction of KHPs⁶⁴. Formation of diketones by decomposition of $\bullet OOQOOH$ ⁶⁵ has also been proposed. One can expect the formation of four diketones by oxidation of THF. Figure 11 shows a chromatogram obtained by UHPLC-MS. One can see that several $C_4H_4O_3$ isomers were formed.

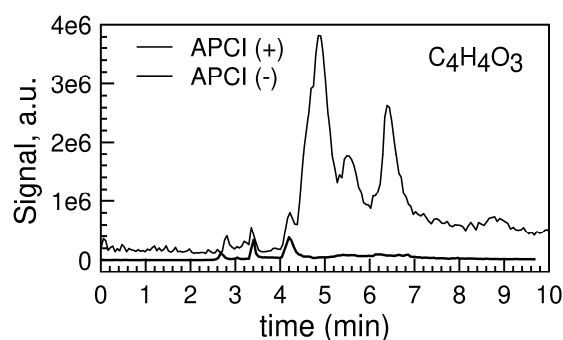


Figure 11. Chromatogram for $C_4H_4O_3$ showing the presence of different isomers. The HPLC-MS data were obtained in APCI + and - (m/z 101.0232 and 99.0089, respectively). A C18 column was used (100% water, 100 μ L/min, 40°C).

Chromatographic peaks obtained in APCI (+) with retention times > 4.5 min show almost no signal in APCI (-) correspond to compounds which cannot be deprotonated easily. They likely correspond to diketones. Fragmentation of these compounds gave almost undistinguishable fragmentation patterns. The 3 chromatographic peaks observed in APCI (-) at retention time 2.5-4.5 min correspond to compounds for which protonation and deprotonation are possible. We could not identify them presently by MS/MS but the observed H/D exchange (Table 3) could indicate the presence of ketoenols, reported in a recent study of n-pentane oxidation⁶⁶.

Highly oxygenated molecules (MW = 132-168), deriving from further peroxidation, were also observed (Table 3). H/D exchange was used to confirm the presence of multiple hydroperoxy groups. These products resulted from 3 successive additions of O_2 on fuel's radicals. Among these species, one founds di-ketohydroperoxides (MW = 132), ketodihydroperoxides (MW = 150), and tri-hydroperoxides (MW = 168), all reported for the first time as products of THF oxidation. Figure 12 shows an example of the variation of the MS signal as a function of temperature for $C_4H_8O_7$.

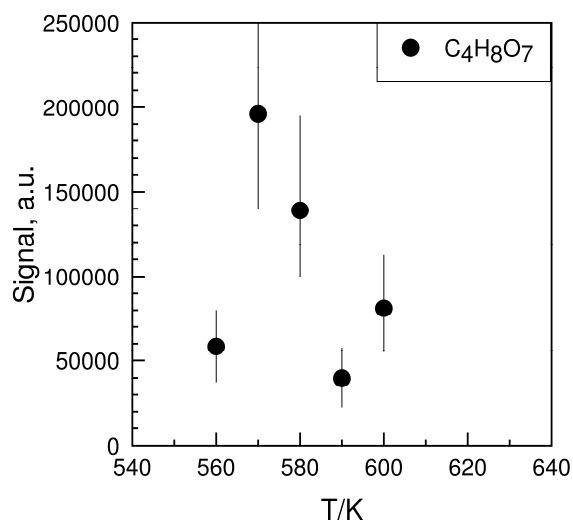


Figure 12. Formation of $C_4H_8O_7$ in a JSR by oxidation of 5000 ppm of THF. Analyses were performed in FIA and APCI (-) mode. The data (symbols) represent the signal recorded at m/z 167.0191 ($C_4H_7O_7^-$).

As observed for other low-temperature oxygenated products, except C_4H_6O and $C_4H_6O_2$, the signal peaks near 570 K.

5. CONCLUSION AND PERSPECTIVES

THF oxidation was carried out in a jet-stirred reactor (10 atm, residence time of 2s, 550-620 K, equivalence ratios of 0.5, and initial fuel mole fraction of 5000 ppm). Low-temperature products of THF oxidation were characterized by collecting samples dissolved in acetonitrile for analyses by several analytical techniques (flow injection analyses, UHPLC and HPLC analyses, high resolution mass spectrometry with APCI (+) and (-), and MS-MS). Thanks to these analyses, we could characterize hydroperoxides ($C_7H_{16}O_2$), ketohydroperoxides ($C_7H_{14}O_3$), carboxylic acids, diketones, and highly oxygenated molecules (MW 132, 136, 150, and 168, i.e., $C_4H_4O_5$, $C_4H_8O_5$, $C_4H_6O_6$, and $C_4H_8O_7$) resulting from the addition up to three O_2 molecules on fuel's radicals. To confirm the presence of hydroxy or hydroperoxy groups in the products of THF oxidation, H/D exchange with D_2O was used.

Twenty-four new products of THF low-temperature oxidation could be detected in this study. These newly detected species are generally not included in the most recent detailed kinetic reaction mechanism for THF oxidation²² used here. Their inclusion could be of interest for improving it. As reported by Hansen et al.²⁴, it is clear that the relative importance of pathways yielding KHP isomers needs to be reconsidered. This would involve more measurements and high-level computations.

Future studies would benefit from a combination of state-of-the-art techniques such as synchrotron-based mass spectrometry, ultra-high-pressure liquid chromatography and gas chromatography coupled to high-resolution mass spectrometry. Furthermore, experiments under more practical conditions, e.g., RCM and/or piston engines, and detailed analyses of exhausts could be performed for further judging the importance of the low-temperature oxidation products detected in this work.

ACKNOWLEDGEMENTS

The authors gratefully acknowledge funding from the Labex Caprysses (convention ANR-11-LABX-0006-01) and from the Region Centre Val de Loire, EFRD, and CPER (projects PROMESTOCK and APROPOR-E). We thank Prof. P. Favetta, University of Orléans, for lending us a chromatographic column.

ASSOCIATED CONTENT

Supporting Information

REFERENCES

- (1) Leppard, W. R., The Autoignition Chemistry of n-Butane: An Experimental Study. SAE International: 1987.
- (2) Leppard, W. R., The Autoignition Chemistry of Isobutane: A Motored Engine Study. SAE International: 1988.
- (3) Leppard, W. R., A Comparison of Olefin and Paraffin Autoignition chemistries: A Motored-Engine Study. SAE International: 1989.
- (4) Leppard, W. R., The Autoignition Chemistries of Octane-Enhancing Ethers and Cyclic Ethers: A Motored Engine Study. SAE International: 1991.
- (5) Fish, A.; Haskell, W. W.; Read, I. A., The non-isothermal oxidation of 2-methylpentane. - III. The reaction at high pressure. *Proceedings of the Royal Society of London. A. Mathematical and Physical Sciences* **1969**, *313* (1513), 261.
- (6) Dagaut, P.; Reuillon, M.; Cathonnet, M., High-Pressure Oxidation of Liquid Fuels from Low to High-Temperature .1. N-Heptane and Isooctane. *Combust. Sci. Technol.* **1994**, *95* (1-6), 233-260.
- (7) Dagaut, P.; Reuillon, M.; Cathonnet, M., Experimental-Study of the Oxidation of N-Heptane in a Jet-Stirred Reactor from Low-Temperature to High-Temperature and Pressures up to 40-Atm. *Combust. Flame* **1995**, *101* (1-2), 132-140.
- (8) Dagaut, P.; Reuillon, M.; Cathonnet, M.; Presvots, D., Gas-Chromatography and Mass-Spectrometry Identification of Cyclic Ethers Formed from Reference Fuels Combustion. *Chromatographia* **1995**, *40* (3-4), 147-154.
- (9) Cullis, C. F.; Fish, A.; Saeed, M.; Trimm, D. L.; Gaydon, A. G., Alkylperoxy radical isomerization and cool flames. *Proceedings of the Royal Society of London. Series A. Mathematical and Physical Sciences* **1966**, *289* (1418), 402-412.
- (10) Griffiths, J. F., Reduced kinetic models and their application to practical combustion systems. *Prog. Energy Combust. Sci.* **1995**, *21* (1), 25-107.
- (11) Eldeeb, M. A.; Akih-Kumgeh, B., Recent Trends in the Production, Combustion and Modeling of Furan-Based Fuels. *Energies* **2018**, *11* (3), 512.
- (12) Dagaut, P.; Voisin, D.; Cathonnet, M.; McGuinness, M.; Simmie, J. M., The oxidation of ethylene oxide in a jet-stirred reactor and its ignition in shock waves. *Combust. Flame* **1996**, *106* (1-2), 62-68.
- (13) Dagaut, P.; Cathonnet, M.; McGuinness, M.; Simmie, J. M., The ignition of oxetane in shock waves and oxidation in a jet-stirred reactor: An experimental and kinetic modeling study. *Combust. Flame* **1997**, *110* (4), 409-417.
- (14) Dagaut, P.; McGuinness, M.; Simmie, J. M.; Cathonnet, M., The ignition and oxidation of tetrahydropyran: Experiments and kinetic modeling. *Combust. Sci. Technol.* **1997**, *129* (1-6), 1-16.
- (15) Dagaut, P.; McGuinness, M.; Simmie, J. M.; Cathonnet, M., The ignition and oxidation of tetrahydrofuran. Experiments and kinetic modeling. *Combust. Sci. Technol.* **1998**, *135* (1-6), 3-29.
- (16) Dahmen, M.; Marquardt, W., A Novel Group Contribution Method for the Prediction of the Derived Cetane Number of Oxygenated Hydrocarbons. *Energy Fuels* **2015**, *29* (9), 5781-5801.
- (17) Molera, M. J.; Couto, A.; Garcia-Dominguez, J. A., Gas phase oxidation of tetrahydrofuran. *Int. J. Chem. Kinet.* **1988**, *20* (9), 673-685.
- (18) Vanhove, G.; Yu, Y.; Boumehdi, M. A.; Frottier, O.; Herbinet, O.; Glaude, P.-A.; Battin-Leclerc, F., Experimental Study of Tetrahydrofuran Oxidation and Ignition in Low-Temperature Conditions. *Energy Fuels* **2015**, *29* (9), 6118-6125.
- (19) Uygun, Y.; Ishihara, S.; Olivier, H., A high pressure ignition delay time study of 2-methylfuran and tetrahydrofuran in shock tubes. *Combust. Flame* **2014**, *161* (10), 2519-2530.
- (20) Antonov, I. O.; Zádor, J.; Rotavera, B.; Papajak, E.; Osborn, D. L.; Taatjes, C. A.; Sheps, L., Pressure-Dependent Competition among Reaction Pathways from First- and Second-O₂ Additions in the Low-Temperature Oxidation of Tetrahydrofuran. *The Journal of Physical Chemistry A* **2016**, *120* (33), 6582-6595.
- (21) Wu, Y. T.; Xu, N.; Yang, M.; Liu, Y.; Tang, C. L.; Huang, Z. H., Ignition delay time measurement and kinetic modeling of furan, and comparative studies of 2,3-dihydrofuran and tetrahydrofuran at low to intermediate temperatures by using a rapid compression machine. *Combust. Flame* **2020**, *213*, 226-236.
- (22) Fenard, Y.; Gil, A.; Vanhove, G.; Carstensen, H.-H.; Van Geem, K. M.; Westmoreland, P. R.; Herbinet, O.; Battin-Leclerc, F., A model of tetrahydrofuran low-temperature oxidation based on theoretically calculated rate constants. *Combust. Flame* **2018**, *191*, 252-269.
- (23) Sudholt, A.; Cai, L.; Heyne, J.; Haas, F. M.; Pitsch, H.; Dryer, F. L., Ignition characteristics of a bio-derived class of saturated and unsaturated furans for engine applications. *Proc. Combust. Inst.* **2015**, *35* (3), 2957-2965.
- (24) Hansen, N.; Moshhammer, K.; Jasper, A. W., Isomer-Selective Detection of KetoHydroperoxides in the Low-Temperature Oxidation of Tetrahydrofuran. *J. Phys. Chem. A* **2019**, *123* (38), 8274-8284.

- (25) Wang, Z.; Popolan-Vaida, D. M.; Chen, B.; Moshhammer, K.; Mohamed, S. Y.; Wang, H.; Sioud, S.; Raji, M. A.; Kohse-Höinghaus, K.; Hansen, N.; Dagaut, P.; Leone, S. R.; Sarathy, S. M., Unraveling the structure and chemical mechanisms of highly oxygenated intermediates in oxidation of organic compounds. *Proceedings of the National Academy of Sciences* **2017**, *114* (50), 13102-13107.
- (26) Belhadj, N.; Benoit, R.; Dagaut, P.; Lailliau, M.; Serinyel, Z.; Dayma, G.; Khaled, F.; Moreau, B.; Foucher, F., Oxidation of di-n-butyl ether: Experimental characterization of low-temperature products in JSR and RCM. *Combust. Flame* **2020**, *222*, 133-144.
- (27) Belhadj, N.; Benoit, R.; Dagaut, P.; Lailliau, M.; Serinyel, Z.; Dayma, G., Oxidation of di-n-propyl ether: Characterization of low-temperature products. *Proc. Combust. Inst.* **2021**, *38*, <https://doi.org/10.1016/j.proci.2020.06.350>.
- (28) Belhadj, N.; Benoit, R.; Dagaut, P.; Lailliau, M., Experimental characterization of n-heptane low-temperature oxidation products including ketohydroperoxides and highly oxygenated organic molecules (HOMs). *Combust. Flame* **2020**.
- (29) Wang, Z. D.; Sarathy, S. M., Third O-2 addition reactions promote the low-temperature auto-ignition of n-alkanes. *Combust. Flame* **2016**, *165*, 364-372.
- (30) Bianchi, F.; Kurtén, T.; Riva, M.; Mohr, C.; Rissanen, M. P.; Roldin, P.; Berndt, T.; Crouse, J. D.; Wennberg, P. O.; Mentel, T. F.; Wildt, J.; Junninen, H.; Jokinen, T.; Kulmala, M.; Worsnop, D. R.; Thornton, J. A.; Donahue, N.; Kjaergaard, H. G.; Ehn, M., Highly Oxygenated Organic Molecules (HOM) from Gas-Phase Autoxidation Involving Peroxy Radicals: A Key Contributor to Atmospheric Aerosol. *Chemical Reviews* **2019**, *119* (6), 3472-3509.
- (31) Perrin, O.; Heiss, A.; Sahetchian, K.; Kerhoas, L.; Einhorn, J., Determination of the isomerization rate constant HOCH₂CH₂CH₂CH(OO center dot)CH₃->(HOCHCH₂CH₂CH)-H-center dot(OOH)CH₃. Importance of intramolecular hydroperoxy isomerization in tropospheric chemistry. *Int. J. Chem. Kinet.* **1998**, *30* (12), 875-887.
- (32) Blin-Simiand, N.; Jorand, F.; Keller, K.; Fiderer, M.; Sahetchian, K., Ketohydroperoxides and ignition delay in internal combustion engines. *Combust. Flame* **1998**, *112*, 278-282.
- (33) Heiss, A.; Sahetchian, K., Isomerization reactions of the n-C₄H₉O and n-OOC₄H₈OH radicals in oxygen. *Int. J. Chem. Kinet.* **1996**, *28* (7), 531-544.
- (34) Sahetchian, K.; Champoussin, J. C.; Brun, M.; Levy, N.; Blin-Simiand, N.; Aligrot, C.; Jorand, F.; Socoliuc, M.; Heiss, A.; Guerassi, N., Experimental study and modeling of dodecane ignition in a diesel engine. *Combust. Flame* **1995**, *103* (3), 207-220.
- (35) Zinbo, M.; Jensen, R. K.; Korcek, S., Gas-liquid-chromatography of oxygenated compounds related to autoxidation of n-hexadecane. *Anal. Lett.* **1977**, *10* (2), 119-132.
- (36) Jensen, R. K.; Korcek, S.; Mahoney, L. R.; Zinbo, M., Liquid-phase autoxidation of organic-compounds at elevated-temperatures .1. stirred flow reactor technique and analysis of primary products from normal-hexadecane autoxidation at 120-degrees-C 180-degrees-C. *J. Am. Chem. Soc.* **1979**, *101* (25), 7574-7584.
- (37) Jensen, R. K.; Korcek, S.; Mahoney, L. R.; Zinbo, M., Liquid-phase autoxidation of organic-compounds at elevated-temperatures .2. Kinetics and mechanisms of the formation of cleavage products in normal-hexadecane autoxidation. *J. Am. Chem. Soc.* **1981**, *103* (7), 1742-1749.
- (38) Jensen, R. K.; Zinbo, M.; Korcek, S., HPLC determination of hydroperoxidic products formed in the autoxidation of normal-hexadecane at elevated-temperatures. *J. Chromatogr. Sci.* **1983**, *21* (9), 394-397.
- (39) Jensen, R. K.; Korcek, S.; Zinbo, M., Formation, isomerization, and cyclization reactions of hydroperoxyalkyl radicals in hexadecane autoxidation at 160-190-degrees-C. *J. Am. Chem. Soc.* **1992**, *114* (20), 7742-7748.
- (40) Moshhammer, K.; Jasper, A. W.; Popolan-Vaida, D. M.; Lucassen, A.; Dievert, P.; Selim, H.; Eskola, A. J.; Taatjes, C. A.; Leone, S. R.; Sarathy, S. M.; Ju, Y. G.; Dagaut, P.; Kohse-Hoinghaus, K.; Hansen, N., Detection and Identification of the KetoHydroperoxide (HOOCH₂CHO) and Other Intermediates during Low-Temperature Oxidation of Dimethyl Ether. *J. Phys. Chem. A* **2015**, *119* (28), 7361-7374.
- (41) Moshhammer, K.; Jasper, A. W.; Popolan-Vaida, D. M.; Wang, Z. D.; Shankar, V. S. B.; Ruwe, L.; Taatjes, C. A.; Dagaut, P.; Hansen, N., Quantification of the KetoHydroperoxide (HOOCH₂CHO) and Other Elusive Intermediates during Low-Temperature Oxidation of Dimethyl Ether. *J. Phys. Chem. A* **2016**, *120* (40), 7890-7901.
- (42) Dagaut, P.; Belhadj, N.; Benoit, R.; Dayma, G.; Lailliau, M.; Serinyel, Z., Ketohydroperoxides and Korcek mechanism identified during the oxidation of dipropyl ether in a JSR by high-resolution mass spectrometry. In *MCS11 11th Mediterranean Combustion Symposium* <https://hal.archives-ouvertes.fr/hal-02137413>, Tenerife, Spain, 2019.
- (43) Dagaut, P.; Cathonnet, M.; Rouan, J. P.; Foulatier, R.; Quilgars, A.; Boettner, J. C.; Gaillard, F.; James, H., A Jet-Stirred Reactor for Kinetic-Studies of Homogeneous Gas-Phase Reactions at Pressures up to 10-Atmospheres (~ 1 MPa). *Journal of Physics E-Scientific Instruments* **1986**, *19* (3), 207-209.
- (44) Dagaut, P.; Cathonnet, M.; Boettner, J. C.; Gaillard, F., Kinetic Modeling of Propane Oxidation. *Combust. Sci. Technol.* **1987**, *56* (1-3), 23-63.
- (45) El Bakali, A.; Dagaut, P.; Pillier, L.; Desgroux, P.; Pauwels, J. F.; Rida, A.; Meunier, P., Experimental and modeling study of the oxidation of natural gas in a premixed flame, shock tube, and jet-stirred reactor. *Combust. Flame* **2004**, *137* (1-2), 109-128.
- (46) Le Cong, T.; Dagaut, P., Experimental and Detailed Modeling Study of the Effect of Water Vapor on the Kinetics of Combustion of Hydrogen and Natural Gas, Impact on NO_x. *Energy Fuels* **2009**, *23* (1), 725-734.
- (47) Dagaut, P.; Cathonnet, M.; Boettner, J. C.; Gaillard, F., Kinetic modeling of ethylene oxidation. *Combust. Flame* **1988**, *71* (3), 295-312.
- (48) Sivaramakrishnan, R.; Brezinsky, K.; Dayma, G.; Dagaut, P., High pressure effects on the mutual sensitization of the oxidation of NO and CH₄-C₂H₆ blends. *Phys. Chem. Chem. Phys.* **2007**, *9* (31), 4230-4244.

- (49) Thion, S.; Togbe, C.; Serinyel, Z.; Dayma, G.; Dagaut, P., A chemical kinetic study of the oxidation of dibutyl-ether in a jet-stirred reactor. *Combust. Flame* **2017**, *185*, 4-15.
- (50) Nanita, S. C.; Kaldon, L. G., Emerging flow injection mass spectrometry methods for high-throughput quantitative analysis. *Anal. Bioanal. Chem.* **2016**, *408* (1), 23-33.
- (51) Ashcroft, A. E., *Ionization Methods in Organic Mass Spectrometry*. The Royal Society of Chemistry: London, UK, 1997.
- (52) Harata, K.; Kitagawa, S.; Iiguni, Y.; Ohtani, H., Identification of polymer species in a complex mixture by pyrolysis-gas chromatography-atmospheric pressure chemical ionization-high resolution time-of-flight mass spectrometry as a basis for environmental microplastic analysis. *J. Anal. Appl. Pyrolysis* **2020**, *148*, 104828.
- (53) Lafleur, A. L.; Taghizadeh, K.; Howard, J. B.; Anacleto, J. F.; Quilliam, M. A., Characterization of flame-generated C10 to C160 polycyclic aromatic hydrocarbons by atmospheric-pressure chemical ionization mass spectrometry with liquid introduction via heated nebulizer interface. *J. Am. Soc. Mass Spectrom.* **1996**, *7* (3), 276-286.
- (54) Kostyukevich, Y.; Acter, T.; Zherebker, A.; Ahmed, A.; Kim, S.; Nikolaev, E., Hydrogen/deuterium exchange in mass spectrometry. *Mass Spectrom. Rev.* **2018**, *37* (6), 811-853.
- (55) Glarborg, P.; Kee, R. J.; Grcar, J. F.; Miller, J. A. *PSR: A FORTRAN program for modeling well-stirred reactors.*; SAND86-8209; Sandia National Laboratories: Livermore, CA, 1986.
- (56) Kee, R. J.; Rupley, F. M.; Miller, J. A. *CHEMKIN-II: A Fortran Chemical Kinetics Package for the Analysis of Gas-Phase Chemical Kinetics.*; SAND89-8009; Sandia National Laboratories: Livermore, CA, 1989.
- (57) Wang, Z. D.; Chen, B. J.; Moshhammer, K.; Popolan-Vaida, D. M.; Sioud, S.; Shankar, V. S. B.; Vuilleumier, D.; Tao, T.; Ruwe, L.; Brauer, E.; Hansen, N.; Dagaut, P.; Kohse-Hoinghaus, K.; Raji, M. A.; Sarathy, S. M., n-Heptane cool flame chemistry: Unraveling intermediate species measured in a stirred reactor and motored engine. *Combust. Flame* **2018**, *187*, 199-216.
- (58) Antonov, I. O.; Zador, J.; Rotavera, B.; Papajak, E.; Osborn, D. L.; Taatjes, C. A.; Sheps, L., Pressure-Dependent Competition among Reaction Pathways from First- and Second-O₂ Additions in the Low-Temperature Oxidation of Tetrahydrofuran. *J. Phys. Chem. A* **2016**, *120* (33), 6582-6595.
- (59) Sheps, L. *Measurements of Key Chemical Intermediates in Low-T Combustion*; SAND2016-10565C; Sandia National Laboratories, Livermore, CA: October 18, 2016, 2016.
- (60) Wu, S.; Tay, K. L.; Yu, W.; Lin, Q.; Li, H.; Zhao, F.; Yang, W., Development of a highly compact and robust chemical reaction mechanism for the oxidation of tetrahydrofurans under engine relevant conditions. *Fuel* **2020**, *276*, 118034.
- (61) Antonov, I.; Sheps, L., Characterization of reaction pathways in low temperature oxidation of tetrahydrofuran with multiplexed photoionization mass spectrometry technique. In *70th International Symposium on Molecular Spectroscopy*, University of Illinois at Urbana-Champaign, 2015; pp 1-1.
- (62) Blin-Simiand, N.; Jorand, F.; Sahetchian, K.; Brun, M.; Kerhoas, L.; Malosse, C.; Einhorn, J., Hydroperoxides with zero, one, two or more carbonyl groups formed during the oxidation of n-dodecane. *Combust. Flame* **2001**, *126* (1), 1524-1532.
- (63) Pelucchi, M.; Bissoli, M.; Cavallotti, C.; Cuoci, A.; Faravelli, T.; Frassoldati, A.; Ranzi, E.; Stagni, A., Improved Kinetic Model of the Low-Temperature Oxidation of n-Heptane. *Energy Fuels* **2014**, *28* (11), 7178-7193.
- (64) West, R. H.; Goldsmith, C. F., The impact of roaming radicals on the combustion properties of transportation fuels. *Combust. Flame* **2018**, *194*, 387-395.
- (65) Eskola, A. J.; Antonov, I. O.; Sheps, L.; Savee, J. D.; Osborn, D. L.; Taatjes, C. A., Time-resolved measurements of product formation in the low-temperature (550-675 K) oxidation of neopentane: a probe to investigate chain-branching mechanism. *Phys. Chem. Chem. Phys.* **2017**, *21*, 13731-13745.
- (66) Battin-Leclerc, F.; Bourgalais, J.; Gouid, Z.; Herbinet, O.; Garcia, G.; Arnoux, P.; Wang, Z.; Tran, L.-S.; Vanhove, G.; Nahon, L.; Hochlaf, M., Chemistry deriving from OOOOH radicals in alkane low-temperature oxidation: A first combined theoretical and electron-ion coincidence mass spectrometry study. *Proc. Combust. Inst.* **2021**, <https://doi.org/10.1016/j.proci.2020.06.159>.