



HAL
open science

Life and death of inertial particle clusters in turbulence

Yuanqing Liu, Lian Shen, Rémi Zamansky, Filippo Coletti

► **To cite this version:**

Yuanqing Liu, Lian Shen, Rémi Zamansky, Filippo Coletti. Life and death of inertial particle clusters in turbulence. *Journal of Fluid Mechanics*, 2020, 902, pp.R1. 10.1017/jfm.2020.710 . hal-03213191

HAL Id: hal-03213191

<https://hal.science/hal-03213191v1>

Submitted on 30 Apr 2021

HAL is a multi-disciplinary open access archive for the deposit and dissemination of scientific research documents, whether they are published or not. The documents may come from teaching and research institutions in France or abroad, or from public or private research centers.

L'archive ouverte pluridisciplinaire **HAL**, est destinée au dépôt et à la diffusion de documents scientifiques de niveau recherche, publiés ou non, émanant des établissements d'enseignement et de recherche français ou étrangers, des laboratoires publics ou privés.



Open Archive Toulouse Archive Ouverte


OATAO is an open access repository that collects the work of Toulouse researchers and makes it freely available over the web where possible

This is an author's version published in: <https://oatao.univ-toulouse.fr/27514>

Official URL:

<https://doi.org/10.1017/jfm.2020.710>

To cite this version:

Liu, Yuanqing and Shen, Lian and Zamansky, Rémi  and Coletti, Filippo *Life and death of inertial particle clusters in turbulence*. (2020) *Journal of Fluid Mechanics*, 902. R1. ISSN 0022-1120.

Any correspondence concerning this service should be sent to the repository administrator: tech-oatao@listes-diff.inp-toulouse.fr

Life and death of inertial particle clusters in turbulence

Yuanqing Liu¹, Lian Shen¹, Rémi Zamansky² and Filippo Coletti^{3,†}

¹Department of Mechanical Engineering and Saint Anthony Falls Laboratory, University of Minnesota, Minneapolis, MN 55455, USA

²Institut de Mécanique des Fluides de Toulouse (IMFT), Université de Toulouse, CNRS, Toulouse 31400, France

³Department of Aerospace Engineering and Mechanics and Saint Anthony Falls Laboratory, University of Minnesota, Minneapolis, MN 55455, USA

Clusters of inertial particles in turbulence are usually identified from the spatial coherence of the particle concentration field, neglecting their temporal persistence. The latter is in fact essential to the ability of the particles to interact with each other and to modify the flow. Here, we leverage simulations of homogeneous isotropic turbulence laden with small heavy particles and develop a Lagrangian framework to follow them before, during and after their time as part of a coherent cluster. We define a criterion to establish whether a cluster survives over successive time steps, and use it to characterize its lifetime. We find that cluster lives have typical durations of a few Kolmogorov time scales, with positive correlation between cluster size and lifetime. Increasing inertia and gravitational settling both lead to longer lifetimes. Small clusters emerge from the coagulation of non-clustered particles, quickly followed by disintegration into prevalently non-clustered particles. By contrast, large clusters result from the recombination of other large clusters. The birth of a cluster is preceded by an exponential contraction of the particle cloud, and its death coincides with the beginning of a slower exponential expansion. The contraction is simultaneous to a decline in the local small-scale turbulence activity, while the expansion is accompanied by its recovery. Therefore, during their lifetime, the clusters experience lower-than-average enstrophy and strain rate in the fluid. This relatively quiescent state of the flow is thus a necessary condition for the cluster survival, at least in the considered range of turbulence intensity and particle inertia.

Key words: particle/fluid flow

† Present address: Department of Mechanical and Process Engineering, ETH Zurich, Switzerland.
Email address for correspondence: fcoletti@ethz.ch

1. Introduction

The tendency of particles to aggregate while interacting with fluid flows, termed clustering, is evident in countless situations, including atmospheric clouds, fluidized bed reactors, swimming micro-organisms, just to name a few. Here, we focus on the classic case of small heavy particles in turbulence, which are known to cluster when their response time is comparable to the time scale of the flow. This phenomenon has attracted the attention of the fluid mechanics community for decades (Eaton & Fessler 1994; Monchaux, Bourgoïn & Cartellier 2012). This is justified by the potentially important role played by clusters in triggering and enhancing the interaction between particles, as well as their collective backreaction on the carrier fluid. As such, significant effort has gone into quantitatively characterizing clustering, with tools ranging from box-counting (Aliseda *et al.* 2002), to radial distribution functions (Sundaram & Collins 1997) and advanced topological descriptors (Calzavarini *et al.* 2008).

A method to characterize clustering that has gained increasing popularity is the Voronoï tessellation. Since its introduction to the field of particle-laden turbulence by Monchaux, Bourgoïn & Cartellier (2010), it has been widely used for both heavy particles and light bubbles (Tagawa *et al.* 2012), homogeneous and wall-bounded turbulence (Wang *et al.* 2019), point-like and finite-size particles (Fiabane *et al.* 2012), monodispersed and polydispersed particles (Lian, Chang & Hardalupas 2019), in one-way and two-way coupled regimes (Monchaux & Dejoan 2017), mostly in hydrodynamically forced but also in buoyancy-driven turbulence (Zamansky *et al.* 2016) and even in freely sedimenting systems (Uhlmann & Doychev 2014). An advantage of this technique is that it provides the local concentration associated with each particle (through the inverse of the Voronoï cell size), which in turn allows the identification of individual clusters as sets of neighbouring particles satisfying a threshold concentration. This feature was used by Baker *et al.* (2017) to show that clusters of heavy particles in homogeneous turbulence are self-similar objects with a broad range of sizes, and that they have significantly different fall speeds compared to non-clustered particles. The approach has been used to characterize individual clusters, including their shape, orientation, velocity and acceleration, in homogeneous turbulence (Petersen, Baker & Coletti 2019; Momenifar & Bragg 2020) and in wall-bounded flows (Fong, Amili & Coletti 2019).

While the presence of clusters in particle-laden turbulence is not disputed, their origin and dynamics are still debated. The classic explanation refers to a centrifuging mechanism that pushes particles out of vortex cores and into high-strain regions (Eaton & Fessler 1994). This has been challenged by alternative and not mutually compatible explanations, notably: the path-history effect (Bragg & Collins 2014), i.e. particles retaining memory of the flow fluctuations they experienced; and the sweep-stick mechanism (Goto & Vassilicos 2008), i.e. particles sticking to zero-acceleration points swept and clustered by large-scale motions. Naturally, information on the temporal evolution of clusters appears crucial to reach a predictive understanding of their dynamics. There is, however, a dire scarcity of such information in the literature. Rare exceptions are represented by Tagawa *et al.* (2012) and Lian *et al.* (2019), who used the temporal autocorrelation of the Voronoï cell sizes to identify the time scales during which particles remain clustered. Indeed, the Voronoï tessellation method is naturally apt to obtain temporal information on clustering dynamics. This was one of the original motivations of Monchaux *et al.* (2010), who already showed the feasibility of tracking the cell area along particle trajectories.

To date, no study has addressed the temporal evolution of individual clusters, nor investigated systematically their lifecycle. As such, several fundamental questions remain unanswered: What is the lifetime of a cluster? How does it depend on the particle

properties, and how is it linked to the cluster size? How do clusters merge with and split from others? Which turbulent events lead to the formation and disruption of clusters? These have deep ramifications for how such objects are modelled and how they may affect the carrier fluid flow. In this study, we attempt to answer these questions by following clusters in space and time. We use numerical simulations of homogeneous turbulence laden with small inertial particles, with and without the effect of gravity, and introduce a novel methodology to track clusters across successive realizations of the flow. This is done by adding a temporal dimension to the cluster identification method, introduced in Baker *et al.* (2017), to establish whether a cluster survives over successive time steps.

2. Numerical cases

2.1. Numerical simulations

We carry out direct numerical simulations of homogeneous isotropic turbulence in a periodic box of length 2π at a resolution of 512^3 grid points. The continuity and momentum equations are solved using a pseudo-spectral method (see Zamansky *et al.* 2016). Steady state is achieved by imposing a large-scale forcing in Fourier space that results in constant mean dissipation (Carbone, Bragg & Iovieno 2019), obtaining a Taylor-microscale Reynolds number $Re_\lambda = 127.4$. The time integration follows the second-order Adams–Bashford method. The flow contains 1 million particles, assumed to be spherical, with a density ρ_P much larger than the fluid density, a diameter D_P smaller than the Kolmogorov scale, and a response time $\tau_P = \rho_P D_P^2 / (18\mu)$ (where μ is the fluid dynamic viscosity). We consider dilute conditions in which the particles do not affect the flow or each other, and Stokes drag and gravity (when present) are the only forces acting on them. We use Lagrangian tracking to obtain the evolution of the particle positions, where the fluid velocity is evaluated by cubic spline interpolation. The time advancement for the particle transport also uses the second-order Adams–Bashford method. In table 1, we list the considered cases, generated by a matrix of two Stokes numbers $St = \tau_P / \tau_\eta$ and three Froude numbers $Fr = a_\eta / g$, where τ_η and a_η are the Kolmogorov time scale and acceleration, respectively, and g is the gravitational acceleration. The cases with $Fr = \infty$ correspond to zero-gravity conditions. The settling parameter $Sv = St / Fr$ compares the still-fluid terminal velocity of the particles to the Kolmogorov velocity u_η .

2.2. Identification and tracking of clusters

At each time step, we identify the clusters via criteria defined in Baker *et al.* (2017). Briefly, from the particle positions, we perform Voronoï tessellation of the domain and identify sets of adjacent cells smaller than a threshold. Following Monchaux *et al.* (2010), the latter is given by the intersection of the probability density function (PDF) of the Voronoï cell volumes with the distribution that one would obtain if the particles were randomly distributed (closely approximated by a Γ curve). Of the resulting clusters, we consider those in a size-range that display a power-law decay (Baker *et al.* 2017). This translates to a minimum threshold on the cluster size (calculated as the cubic root of the cluster volume) between 4.8η and 5.8η (where η is the Kolmogorov length scale), the precise value of which does not affect the conclusions of the study. The average inter-particle distance is around 6η , for which qualitative biases in the characterization of the clusters are not expected (Momenifar & Bragg 2020).

The tracking strategy is inspired by the work of Lozano-Durán & Jiménez (2014), who identified and tracked coherent flow structures in turbulent channel flows and analysed

St	Fr	Sv	T_{life}/τ_η
1	$+\infty$	0	3.10
1	0.82	1.2	3.38
1	0.11	9.2	5.11
4	$+\infty$	0	4.78
4	0.82	4.9	5.01
4	0.11	37	8.71

TABLE 1. Non-dimensional parameters characterizing the different simulations, and the characteristic lifetime (expressed in Kolmogorov time scales) for each case. For the definition of T_{life} , see § 3.1.

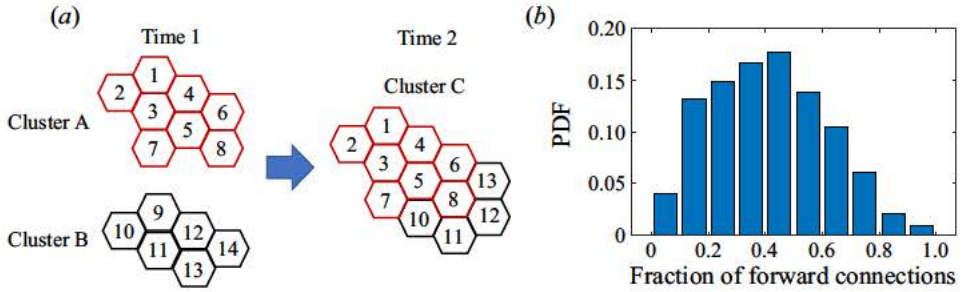


FIGURE 1. (a) Schematic illustration of the method of recognizing connections between clusters. The numerical labels identify the same particles through two successive time steps. (b) Forward connection distribution of case $St = 4$, $Sv = 0$.

their splitting and merging. However, the present method is significantly different as it leverages the Lagrangian nature of the simulations. Considering two clusters identified in two consecutive time steps, we take both to be successive realizations of the same cluster if the number of particles they share is above a given threshold. Here, the time step refers to the period of τ_η at which the data are stored and analysed. The shared particles across clusters in successive time steps are termed connections. We consider forward-in-time and backward-in-time connections, and apply thresholds on the fraction of connected particles over the total number of particles in each cluster. This is illustrated in figure 1(a). Cluster A (identified in time step 1) shares all its particles with cluster C (identified in time step 2), while C shares 2/3 of its particles with A. Therefore, the fractions of forward and backward connections between A and C are 1 and 0.67, respectively. On the other hand, B shares 2/3 of its particles with C, and C shares 1/3 of its particles with B. Thus, the forward and backward connections between B and C are 0.67 and 0.33, respectively. In figure 1(b), we display the PDF of the fraction of forward connections for the case $St = 4$, $Sv = 0$, representative also of the other cases. The PDFs of the fraction of forward and backward connections are virtually indistinguishable, which is expected given the nature of the definition and the large number of considered clusters. While the occurrence of clusters sharing 90% or more of their particles is rare, the majority share between 30% and 60% of their particles with clusters in previous/following time steps.

Considering the above, we adopt the following definition: two clusters in consecutive time steps are identified as the same cluster when their fractions of backward and forward

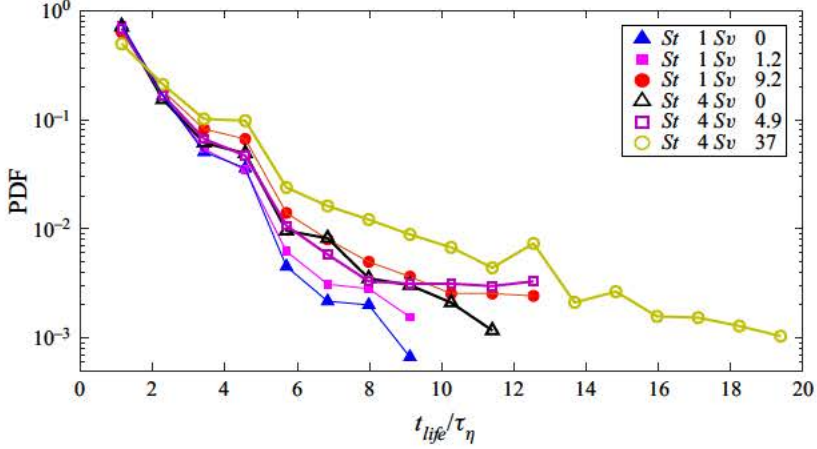


FIGURE 2. Probability density function of the cluster lifetimes for the different cases.

connections are both above 0.5. This criterion eliminates ambiguities, as no cluster can be recognized in two different clusters in past/future instances. Small variations of the threshold do not qualitatively alter the trends reported below. In the example of figure 1, A and C are recognized as the same cluster, which, therefore, is ‘alive’ in both time steps. The cluster lifetime is defined as the time elapsed between birth (the first instance a cluster is identified) and death (the last time it is recognized). We verify that a time step $\tau_\eta/2$ produces the same results, as expected since we consider particle response times equal or larger than τ_η .

3. Results

3.1. Lifetime

We begin the analysis by considering the distribution of the cluster lifetime t_{life} for the various cases, displayed in figure 2. Most clusters live for only a few Kolmogorov time scales, but the stretched tails of the distributions indicate significant variability. An exponential distribution provides a reasonable approximation of the probability $P(t_{life})$, from which a characteristic lifetime T_{life} can be defined, i.e. $P(t_{life}) \sim \exp(-t_{life}/T_{life})$. A least-squares fit returns the values listed in table 1. The values are consistent with the time scale $\sim 4\tau_\eta$ obtained by Tagawa *et al.* (2012) from the Lagrangian autocorrelation of the Voronoï volume sizes for inertial particles in homogeneous turbulence. They did not report significant variation of the decorrelation times with increasing St , and did not consider the effect of gravity. Our results indicate that the cluster lifetimes (which depend on the relative motion and position of a large number of particles) do increase with St . Moreover, gravitational settling also contributes to extending the cluster lifetime.

One can expect the lifetime to be related to other cluster properties, in particular the size L_C . The latter is taken as the cubic root of the cluster volume averaged over the lifetime. Figure 3(a) shows the PDF of L_C conditioned on t_{life} for the case $St = 4$, $Sv = 37$ (the other cases displaying analogous trends). Clearly, the cluster size and lifetime are positively correlated. The trend is confirmed by figure 3(b) that displays the mean L_C conditioned on t_{life} for all cases. In general, size and lifetime grow with increasing importance of both inertia (St) and gravity (Sv). The trend with Sv is consistent with the argument of Ireland,

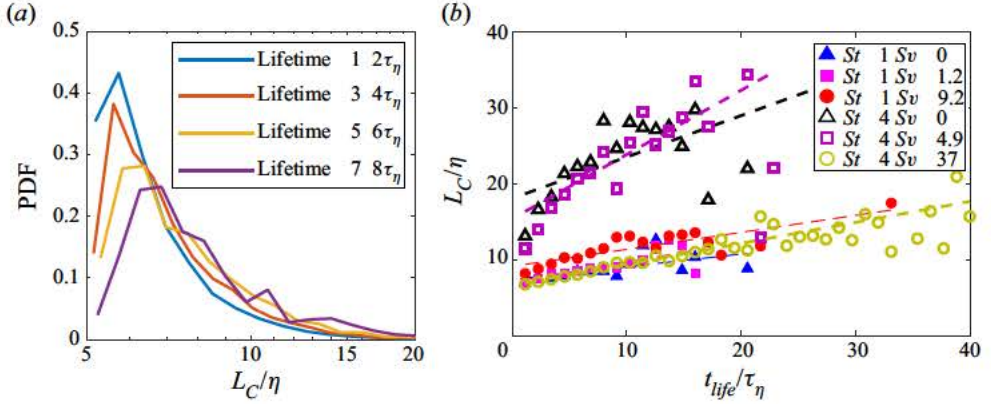


FIGURE 3. (a) Probability density function of cluster size conditioned on the range of cluster lifetime for case $St = 4$, $Sv = 37$. (b) Cluster size versus lifetime for the different cases.

Bragg & Collins (2016) that, for $St \gtrsim 1$, gravity reduces the relative impact of turbulence dispersion of inertial particles: gravitational drift causes them to cross fluid trajectories, leading to shorter particle-eddy interactions and a reduction of dispersion compared to tracers (Squires & Eaton 1991; Wang & Stock 1993, and more recently Parishani *et al.* 2015 and Mathai *et al.* 2018). Therefore, at least in the considered range of St , gravity allows for larger and longer-lived clusters. This will be also corroborated by the relative dispersion results presented in § 3.3. An exception is represented by the case $St = 4$, $Sv = 37$, which shows relatively small and long-lived clusters. In this case, the massive gravitational drift does not allow sufficient time for the turbulence to engender large clusters; small groups of nearby particles are registered as clusters and travel together across the domain, with minor changes in their mutual position and, therefore, attaining long lifetimes.

Considering the previous observation on the effect of inertia and gravity on the lifetime, the correlation between L_C and t_{life} is consistent with the notion that particles with higher St and Sv generally form larger clusters (Petersen *et al.* 2019). We remark that L_C was shown to be in approximately linear relation with the number of particles belonging to a cluster N_{PC} (Baker *et al.* 2017), and, therefore, the relation between t_{life} and L_C is similar to that between t_{life} and N_{PC} .

3.2. Birth and death

We now examine the type of events leading to the formation and destruction of clusters. A simple categorization is proposed, based on the particle origin and destination before and after death. In particular, births can originate from three types of events: coagulation, separation and recombination. Coagulation refers to a cluster born from a majority of particles that do not belong to any clusters in the previous time step. For clusters which are not born by coagulation, we term separation the case in which a ‘single parent’ cluster contributes more than half the particles of the newborn cluster. The remaining cases originate from the recombination of parts of multiple parent clusters. The causes of deaths are categorized analogously: disintegration, if the majority of the particles do not belong to any new cluster in the next time step; absorption, if one new cluster receives the majority of the particles; splitting, otherwise.

Figure 4(a) graphically shows the probability of the different combinations of birth and death types, while figures 4(b) and 4(c) compare lifetime and size in those scenarios,

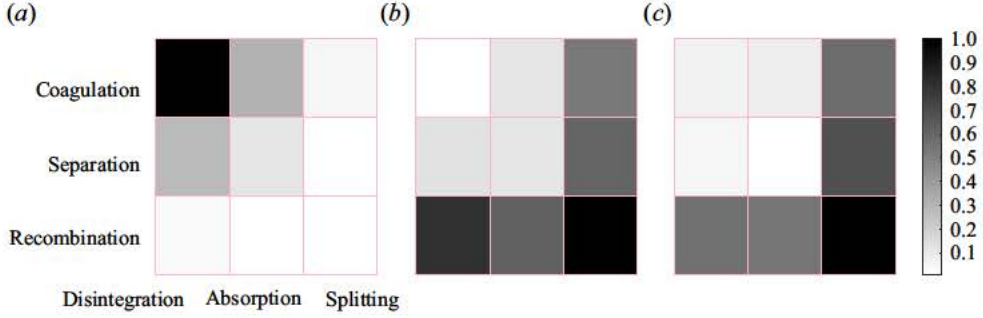


FIGURE 4. (a) Relative probability of the combinations of different types of cluster birth and death for the case $St = 1$, $Sv = 1.2$. For each combination, the average cluster lifetime (b) and size (c) are normalized by their respective maximum values in the population.

respectively. The case $St = 1$, $Sv = 1$ is displayed. The trends for the other St and Sv cases are qualitatively the same, being somewhat more accentuated with increasing inertia and gravity effect. The most common scenario is birth by coagulation and death by disintegration of small and short-lived clusters. Birth by recombination and death by splitting are relatively rare, but their occurrence is not inconsequential as they are typically associated with large and long-lived clusters. The close similarity between figures 4(b) and 4(c) corroborates the connection between cluster size and lifetime.

3.3. Relative dispersion of clustered particles

Beyond the specific birth mechanisms, the formation of a cluster inherently implies that, in a mean sense, particles approach each other from some further distance. Likewise, a cluster destruction implies that particles move away from one another. To investigate the rate at which these processes happen, we consider the set of particles belonging to each cluster and track them in time before birth and after death. Because we follow them beyond the time during which they belong to a cluster, we generally refer to this set of particles as a cloud. At each time instant, we quantify the characteristic size of the cloud using the radius of gyration R_g , i.e. the mean particle distance from the cloud centre of mass. In figure 5, we plot R_g as a function of time t , during approximately $10\tau_\eta$ before birth (figure 5a) and after death (figure 5c). The results are ensemble-averaged over all clusters with $t_{life} \geq 4\tau_\eta$ (a threshold which emphasizes but does not qualitatively alter the trends) and normalized by the average value during a cluster's lifetime. The latter, denoted as $R_{g,avg}$, is of the same order as the cluster sizes L_C displayed in figure 3(b). These span a significant range of scales, and are generally outside of the dissipative range of the turbulent motions. At such scales, the flow is not differentiable and an approach based on Lyapunov exponents is not applicable (Bec *et al.* 2007). Also, figure 5(b) shows the normalized R_g during the cluster lifetime, plotted against the normalized time t/t_{life} . Several points appear noteworthy. First, the clouds contract and expand exponentially in time before and after the cluster lifetime, respectively. (The exponential trend is apparent in semilogarithmic versions of the plots, not shown.) Second, the contraction rate before birth is approximately twice as high as the expansion rate after death. This is consistent with the notion that relative particle dispersion is faster backward-in-time than forward-in-time (Sawford, Yeung & Borgas 2005), and that such asymmetry is more pronounced for inertial particles (Bragg, Ireland & Collins 2016). Third, both contraction rates and expansion rates generally decrease with increasing St and Sv . The effect of inertia on particle relative dispersion has been explored

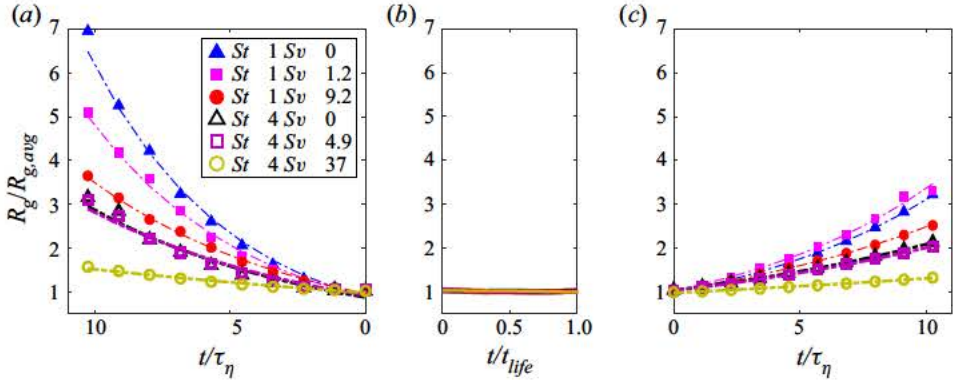


FIGURE 5. Evolution of the radius of gyration R_g of the particle clouds normalized by its average during t_{life} : (a) before birth, (b) during lifetime, and (c) after death, with lines indicating exponential best-fits. In panel (b), the temporal abscissa is normalized by the average cluster lifetime for each case.

only recently (Bec *et al.* 2010; Chang, Malec & Shaw 2015; Bragg *et al.* 2016): its impact on the particle dispersion rate compared to fluid tracers was found to be non-monotonic in time and strongly dependent on the initial separation. Because, here, we consider clusters with complex shapes and a broad range of sizes, a direct comparison with results obtained for particle-pair dispersion is not straightforward. We notice, however, that the slower separation in presence of gravity is qualitatively consistent with the results of Chang *et al.* (2015). Fourth, and perhaps most striking, the radius of gyration shows only marginal variations during the cluster lifetime, indicating that the relative distance between the particles remains approximately unchanged during the lifetime. This is true even for the higher St and Sv cases, which have relatively long-lived clusters.

3.4. The role of the turbulent activity

We finally turn our attention to the role played by turbulence in the clustering process. We use the local enstrophy ω^2 to characterize small-scale turbulence activity (Carter & Coletti 2018). We interpolate ω^2 at the location of the particles belonging to the clouds considered in the previous subsection, and (similar to figure 5) we plot the ensemble-averaged values (normalized by their average during t_{life} and denoted as w_{avg}^2) before the birth (figure 6a), during the lifetime (figure 6b) and after the death of the clusters (figure 6c). The fluid enstrophy sampled by the cloud decays approximately linearly during the time before birth, grows at a somewhat faster rate after death, and remains relatively constant during the lifetime. The rate of change of the sampled enstrophy before birth and after death is much steeper for particles with St and Sv of order unity. Consider the case $St = 1, Sv = 1.2$. During lifetime, the clustered particles see an average enstrophy level around 24 % of the unconditional average in the computational domain. Approximately $10\tau_\eta$ before birth (after death), they sample fluid with enstrophy around 75 % (98 %) of the unconditional average. This provides a strong indication of the mechanistic influence of small-scale turbulence activity on the formation, survival and destruction of inertial particle clusters: these are formed when a cloud of particles senses decreasing turbulence activity, persist while their environment is relatively quiet, and are disrupted by the next rise of local turbulence fluctuations. This behaviour appears to be most pronounced for the cases in which clustering is most intense, but is still present for particles with more inertia. We

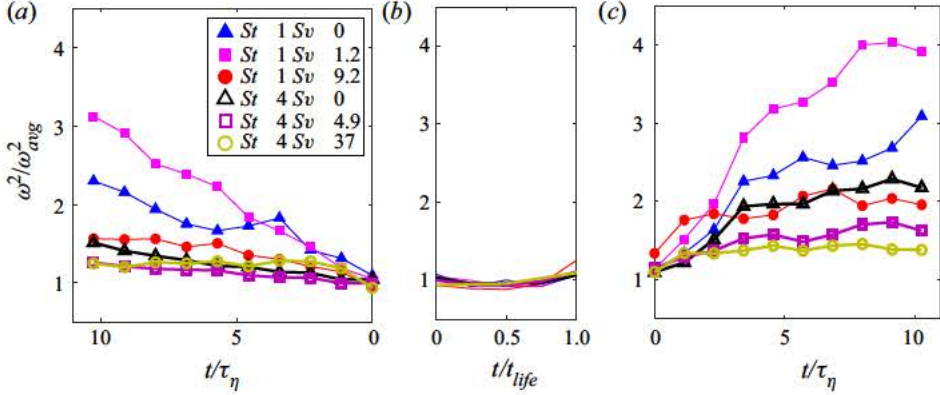


FIGURE 6. Evolution of the enstrophy experienced by the particle clouds normalized by its average during t_{life} : (a) before birth, (b) during lifetime and (c) after death. In panel (b), the temporal abscissa is normalized by the average cluster lifetime for each case.

also note that using the local strain rate instead of the enstrophy leads to quantitatively analogous results (not shown). Therefore, the trends are not the consequence of the oversampling of low-enstrophy regions, but reveal a more fundamental tendency of the clusters to survive in times when the small-scale turbulence activity is weak.

4. Conclusions

We have carried out the first study of the temporal coherence of inertial particle clusters in turbulence. We have focused on a range of St (1 to 4) and Sv (0 to 37) leading to clusters of considerable size. The picture that emerges reveals several novel and unexpected aspects of particle-laden turbulence. The cluster lives have typical durations of a few Kolmogorov time scales, consistent with the idea that clustering is primarily driven by small-scale turbulence. Cluster lifetimes are strongly related to their size, i.e. large clusters tend to be long-lived, and vice versa. Accordingly, clusters formed by particles with more inertia (which are on average larger) last longer in time. Gravitational settling also increases lifetime because (for the present range of St) it reduces the influence of turbulent dispersion. Despite the strong link between size and lifetime, we remark that the former follows a power-law probability distribution (Monchaux *et al.* 2010; Baker *et al.* 2017; Monchaux & Dejoan 2017; Petersen *et al.* 2019; Momenifar & Bragg 2020, among others), strongly suggestive of a self-similar process; while the latter follows an approximately exponential distribution, indicating a dominant time scale. Therefore, the relation between both quantities is non-trivial and its mathematical modelling requires further investigation.

By tracking individual particles before and after the formation of a cluster, we gain insight into its birth, survival and death. The most common scenario is the formation of small clusters from the coagulation of previously non-clustered particles, quickly followed by disintegration into parts mostly consisting of non-clustered particles. Large and long-lived clusters, on the other hand, are born most frequently by recombination of other similarly large clusters, and upon their death their components also recombine into new, large and long-lived clusters. This implies that, albeit rarely, the same particles may remain in a ‘clustered state’ for a time much longer than even the longest cluster lifetimes. This may have important consequences for the probability of particle–particle interaction.

Particle clouds contract exponentially in time before giving birth to a cluster, and after its death they expand exponentially at a lower rate, consistently with the known asymmetry between forward-in-time and backward-in-time pair dispersion. This may also be related to the effective compressibility of the inertial particle field (Maxey 1987). However, as recently pointed out by Oujia, Matsuda & Schneider (2020), the relation between the local concentration and the sign of the particle velocity divergence is not trivial. In future studies, this point may be investigated coupling our approach to the method of Oujia *et al.* (2020), who tracked the rate of change of the Voronoï cell volumes. Both contraction rates and expansion rates generally decrease with increasing St and Sv .

For all considered cases, the cluster size is remarkably constant during its lifetime, and the particles experience anomalously low enstrophy and strain rate of the fluid turbulence. Specifically, the cluster formation happens during a phase in which the small-scale turbulence activity decays, and its disruption coincides with the end of such a quiet state. Thus, in contrast with the common view that clustering is associated with intense turbulence, the clusters need a relatively quiescent environment in order to survive for an extended amount of time. As weak turbulence fluctuations are associated with reduced inter-scale energy transfer rates (Carter & Coletti 2018), this points to a link between cluster formation and the turbulence cascade which deserves more attention. For similar reasons, further research is warranted to investigate higher Reynolds numbers for which intermittency is more intense, as this may have direct impact on the cluster lifetime. Moreover, the large-scale spatial organization of small-scale turbulence activity (also dependent on the Reynolds numbers) is likely to impact the life cycle of the clusters, which are shown to form and evolve over inertial-range scales.

In the future, a more articulated view of the merging and splitting of clusters can be gained by the applications of graph theory, which has been successfully used to investigate the evolution of clusters of vortices in wall turbulence (Lozano-Durán & Jiménez 2014). Also, light bubbles are known to produce even more concentrated and long-lived clusters (Tagawa *et al.* 2012; Mathai, Lohse & Sun 2020), and, therefore, the present methodology is expected to provide similar insight into bubble-laden turbulence. In general, the approach can be applied to any system of clustering elements that can be tracked in a Lagrangian framework.

Acknowledgements

This simulation work was performed using HPC resources from GENCI-CINES. We would like to acknowledge the Minnesota Supercomputing Institute (MSI) at the University of Minnesota for providing computational resources for result analysis. We are thankful to L. J. Baker for her contribution in the implementation of the Voronoï tessellation code.

Declaration of interests

The authors report no conflict of interest.

References

- ALISEDA, A., CARTELLIER, A., HAINAUX, F. & LASHERAS, J. C. 2002 Effect of preferential concentration on the settling velocity of heavy particles in homogeneous isotropic turbulence. *J. Fluid Mech.* **468**, 77–105.
- BAKER, L., FRANKEL, A., MANI, A. & COLETTI, F. 2017 Coherent clusters of inertial particles in homogeneous turbulence. *J. Fluid Mech.* **833**, 364–398.
- BEC, J., BIFERALE, L., CENCINI, M., LANOTTE, A., MUSACCHIO, S. & TOSCHI, F. 2007 Heavy particle concentration in turbulence at dissipative and inertial scales. *Phys. Rev. Lett.* **98** (8), 084502.
- BEC, J., BIFERALE, L., LANOTTE, A. S., SCAGLIARINI, A. & TOSCHI, F. 2010 Turbulent pair dispersion of inertial particles. *J. Fluid Mech.* **645**, 497–528.
- BRAGG, A. D. & COLLINS, L. R. 2014 New insights from comparing statistical theories for inertial particles in turbulence: I. Spatial distribution of particles. *New J. Phys.* **16** (5), 055013.
- BRAGG, A. D., IRELAND, P. J. & COLLINS, L. R. 2016 Forward and backward in time dispersion of fluid and inertial particles in isotropic turbulence. *Phys. Fluids* **28** (1), 013305.
- CALZAVARINI, E., KERSCHER, M., LOHSE, D. & TOSCHI, F. 2008 Dimensionality and morphology of particle and bubble clusters in turbulent flow. *J. Fluid Mech.* **607**, 13–24.
- CARBONE, M., BRAGG, A. D. & IOVIENO, M. 2019 Multiscale fluid–particle thermal interaction in isotropic turbulence. *J. Fluid Mech.* **881**, 679–721.
- CARTER, D. W. & COLETTI, F. 2018 Small-scale structure and energy transfer in homogeneous turbulence. *J. Fluid Mech.* **854**, 505–543.
- CHANG, K., MALEC, B. J. & SHAW, R. A. 2015 Turbulent pair dispersion in the presence of gravity. *New J. Phys.* **17** (3), 033010.
- EATON, J. K. & FESSLER, J. R. 1994 Preferential concentration of particles by turbulence. *Intl J. Multiphase Flow* **20**, 169–209.
- FIABANE, L., ZIMMERMANN, R., VOLK, R., PINTON, J.-F. & BOURGOIN, M. 2012 Clustering of finite-size particles in turbulence. *Phys. Rev. E* **86** (3), 035301.
- FONG, K. O., AMILI, O. & COLETTI, F. 2019 Velocity and spatial distribution of inertial particles in a turbulent channel flow. *J. Fluid Mech.* **872**, 367–406.
- GOTO, S. & VASSILICOS, J. C. 2008 Sweep-stick mechanism of heavy particle clustering in fluid turbulence. *Phys. Rev. Lett.* **100** (5), 054503.
- IRELAND, P. J., BRAGG, A. D. & COLLINS, L. R. 2016 The effect of Reynolds number on inertial particle dynamics in isotropic turbulence. Part 1. Simulations without gravitational effects. *J. Fluid Mech.* **796**, 617–658.
- LIAN, H., CHANG, X. Y. & HARDALUPAS, Y. 2019 Time resolved measurements of droplet preferential concentration in homogeneous isotropic turbulence without mean flow. *Phys. Fluids* **31** (2), 025103.
- LOZANO-DURÁN, A. & JIMÉNEZ, J. 2014 Time-resolved evolution of coherent structures in turbulent channels: characterization of eddies and cascades. *J. Fluid Mech.* **759**, 432–471.
- MATHAI, V., HUISMAN, S. G., SUN, C., LOHSE, D. & BOURGOIN, M. 2018 Dispersion of air bubbles in isotropic turbulence. *Phys. Rev. Lett.* **121** (5), 054501.
- MATHAI, V., LOHSE, D. & SUN, C. 2020 Bubble and buoyant particle laden turbulent flows. *Annu. Rev. Condens. Matter Phys.* **11**, 529–559.
- MAXEY, M. R. 1987 The gravitational settling of aerosol particles in homogeneous turbulence and random flow fields. *J. Fluid Mech.* **174**, 441–465.
- MOMENIFAR, M. & BRAGG, A. D. 2020 Local analysis of the clustering, velocities, and accelerations of particles settling in turbulence. *Phys. Rev. Fluids* **5** (3), 034306.
- MONCHAUX, R., BOURGOIN, M. & CARTELLIER, A. 2010 Preferential concentration of heavy particles: a Voronoi analysis. *Phys. Fluids* **22** (10), 103304.
- MONCHAUX, R., BOURGOIN, M. & CARTELLIER, A. 2012 Analyzing preferential concentration and clustering of inertial particles in turbulence. *Intl J. Multiphase Flow* **40**, 1–18.
- MONCHAUX, R. & DEJOAN, A. 2017 Settling velocity and preferential concentration of heavy particles under two-way coupling effects in homogeneous turbulence. *Phys. Rev. Fluids* **2** (10), 104302.
- OUIJA, T., MATSUDA, K. & SCHNEIDER, K. 2020 Divergence and convergence of inertial particles in high Reynolds number turbulence. [arXiv:2005.00525](https://arxiv.org/abs/2005.00525).

- PARISHANI, H., AYALA, O., ROSA, B., WANG, L.-P. & GRABOWSKI, W. W. 2015 Effects of gravity on the acceleration and pair statistics of inertial particles in homogeneous isotropic turbulence. *Phys. Fluids* **27** (3), 033304.
- PETERSEN, A. J., BAKER, L. & COLETTI, F. 2019 Experimental study of inertial particles clustering and settling in homogeneous turbulence. *J. Fluid Mech.* **864**, 925–970.
- SAWFORD, B. L., YEUNG, P.-K. & BORGAS, M. S. 2005 Comparison of backwards and forwards relative dispersion in turbulence. *Phys. Fluids* **17** (9), 095109.
- SQUIRES, K. D. & EATON, J. K. 1991 Preferential concentration of particles by turbulence. *Phys. Fluids A* **3** (5), 1169–1178.
- SUNDARAM, S. & COLLINS, L. R. 1997 Collision statistics in an isotropic particle-laden turbulent suspension. Part 1. Direct numerical simulations. *J. Fluid Mech.* **335**, 75–109.
- TAGAWA, Y., MERCADO, J., PRAKASH, V. N., CALZAVARINI, E., SUN, C. & LOHSE, D. 2012 Three-dimensional Lagrangian Voronoï analysis for clustering of particles and bubbles in turbulence. *J. Fluid Mech.* **693**, 201–215.
- UHLMANN, M. & DOYCHEV, T. 2014 Sedimentation of a dilute suspension of rigid spheres at intermediate Galileo numbers: the effect of clustering upon the particle motion. *J. Fluid Mech.* **752**, 310–348.
- WANG, G., FONG, K. O., COLETTI, F., CAPECELATRO, J. & RICHTER, D. H. 2019 Inertial particle velocity and distribution in vertical turbulent channel flow: a numerical and experimental comparison. *Intl J. Multiphase Flow* **120**, 103105.
- WANG, L.-P. & STOCK, D. E. 1993 Dispersion of heavy particles by turbulent motion. *J. Atmos. Sci.* **50** (13), 1897–1913.
- ZAMANSKY, R., COLETTI, F., MASSOT, M. & MANI, A. 2016 Turbulent thermal convection driven by heated inertial particles. *J. Fluid Mech.* **809**, 390–437.