



**HAL**  
open science

# **CUED SPEECH HAND SHAPE RECOGNITION - Belief Functions as a Formalism to Fuse SVMs & Expert Systems**

Thomas Burger, Alexandra Urankar, Oya Aran, Lale Akarun, Alice Caplier

► **To cite this version:**

Thomas Burger, Alexandra Urankar, Oya Aran, Lale Akarun, Alice Caplier. CUED SPEECH HAND SHAPE RECOGNITION - Belief Functions as a Formalism to Fuse SVMs & Expert Systems. International Conference on Computer Vision Theory and Applications, Mar 2007, Barcelone, Spain. pp.5-12, 10.5220/0002041700050012 . hal-03212224

**HAL Id: hal-03212224**

**<https://hal.science/hal-03212224>**

Submitted on 29 Apr 2021

**HAL** is a multi-disciplinary open access archive for the deposit and dissemination of scientific research documents, whether they are published or not. The documents may come from teaching and research institutions in France or abroad, or from public or private research centers.

L'archive ouverte pluridisciplinaire **HAL**, est destinée au dépôt et à la diffusion de documents scientifiques de niveau recherche, publiés ou non, émanant des établissements d'enseignement et de recherche français ou étrangers, des laboratoires publics ou privés.

# CUED SPEECH HAND SHAPE RECOGNITION

## *Belief Functions as a Formalism to Fuse SVMs & Expert Systems*

Thomas Burger, Alexandra Urankar  
France Telecom R&D, 28 ch. Vieux Chêne, Meylan, France  
thomas.burger@orange-ftgroup.com

Oya Aran, Lale Akarun  
Dep. of Comp. Eng., Bogazici University, Bebek 34342, Istanbul, Turkey  
aranoya@boun.edu.tr, akarun@boun.edu.tr

Alice Caplier  
LIS, Institut National Polytechnique de Grenoble, 46 av. Felix Viallet, Grenoble, France  
alice.caplier@lis.inpg.fr

**Keywords:** Support Vector Machine, Expert systems, Belief functions, Hu invariants, Hand shape and gesture recognition, Cued Speech.

**Abstract:** As part of our work on hand gesture interpretation, we present our results on hand shape recognition. Our method is based on attribute extraction and multiple binary SVM classification. The novelty lies in the fashion the fusion of all the partial classification results are performed. This fusion is (1) more efficient in terms of information theory and leads to more accurate result, (2) general enough to allow other source of information to be taken into account: Each SVM output is transformed to a belief function, and all the corresponding functions are fused together with some other external evidential sources of information.

## 1 INTRODUCTION

Hand shape recognition is a widely studied topic which has a wide range of applications such as HCI (Pavlovic, 1997), automatic translators, tutoring tools for the hearing-impaired (Ong, 2005), (Aran, 2005), augmented reality, and medical image processing.

Even if this field is dominated by Bayesian methods, several recent works deal with evidential methods, as they bring a certain advantage in the fashion uncertainty is processed in the decision making (Quost, 2007), (Capelle, 2004).

The complete recognition of a hand shape with no constraint on the shape is an open issue. Hence, we focus on the following problem: (1) the hand is supposed to roughly remain in a plan which is parallel to the acquisition plan (2) only nine different shapes are taken into account (Figure 1a). On the contrary, no assumption is made on the respective location of the fingers (whether they are gathered or not) except for hand shapes 2 (gathered fingers) and

8 (as separated as possible), as this is their only difference. These nine hand shapes correspond to the gesture set used in Cued Speech (Cornett, 1967).



(a) Artificial representation of the hand shape classes.



(b) Segmented hand shape examples from real data

Figure 1: The 9 hand shape classes

There are many methods already developed to deal with hand modeling and analysis. For a complete review, see (Derpanis, 2004), (Wu, 2001). In this paper, we do not develop the segmentation aspect. Hence, we consider several corpuses of binary images such as in Figure 1b, as the basis of

our work. The attribute extraction is presented in Section 2. The required classification tools are presented in Section 3. Section 4 is the core of this paper: we apply the decision making method, which is theoretically presented in (Burger, 2006), to our specific problem, and we use its formalism as a framework in which it is possible to combine classifiers of various nature (SVMs and expert systems) providing various partial information. Finally, Section 5 provides experimental results.

## 2 ATTRIBUTE DEFINITION

### 2.1 Hu Invariants

The dimensionality of the definition space for the binary images we consider is too large, and it is intractable to use pixel coordinates in that space to perform the classification. One needs to find a more compact representation of the information contained in the image. Several such binary image descriptors are to be found in the image compression literature (Zhang, 2003). They can be classified into two main categories:

- *Region descriptors*, which describe the binary mask of a shape, such as Zernike moments, Hu invariants, grid descriptors...
- *Edge descriptors*, which describe the closed contour of the shape, such as Fourier descriptors, Curvature Scale Space (CSS) descriptors...

Region descriptors are less sensitive to edge noise because of an inertial effect of the region description. Edge descriptors are more related to the way human compare shapes.

A good descriptor is supposed to obey several criteria, such as several geometrical invariance, compactness, being hierarchical (so that the precision of the description can be truncated), and be representative of the shape.

We focus on Hu invariants, which are successful in representing hand shapes (Caplier, 2004). Their purpose is to express the mass repartition of the shape via several inertial moments of various orders, on which specific transforms ensure invariance to similarities.

Let us compute the classical definition of centered inertial moments of order  $p+q$ , for the shape (invariant to translation, as they are centered on the gravity center):

$$m_{pq} = \iint_{x,y} (x-\bar{x})^p (y-\bar{y})^q \delta(x,y) dx dy \quad (1)$$

With  $\bar{x}$  and  $\bar{y}$  being the coordinates of the gravity center of the shape and  $\delta(x,y)=1$  if the pixel belongs to the hand shape and 0 otherwise. In order to make these moments invariant to scale, we normalize them:

$$n_{pq} = \frac{m_{pq}}{m_{00}^{\frac{p+q+1}{2}}} \quad (2)$$

Then, we compute the six Hu invariants, which are invariant to rotation, and mirror reflection:

$$\begin{aligned} S_1 &= n_{20} + n_{02} \\ S_2 &= (n_{20} + n_{02})^2 + 4 \cdot n_{11}^2 \\ S_3 &= (n_{30} - 3 \cdot n_{12})^2 + (n_{03} - 3 \cdot n_{21})^2 \\ S_4 &= (n_{30} + n_{12})^2 + (n_{03} + n_{21})^2 \\ S_5 &= (n_{30} - 3 \cdot n_{12}) \cdot (n_{30} + n_{12}) \cdot ((n_{30} + n_{12})^2 - 3 \cdot (n_{03} + n_{21})^2) \\ &\quad - (n_{03} - 3 \cdot n_{21}) \cdot (n_{03} + n_{21}) \cdot (3 \cdot (n_{30} + n_{12})^2 - (n_{03} + n_{21})^2) \\ S_6 &= (n_{20} + n_{02}) \cdot ((n_{30} + n_{12})^2 - (n_{03} + n_{21})^2) \\ &\quad + 4 \cdot n_{11}^2 \cdot (n_{30} + n_{12}) \cdot (n_{03} + n_{21}) \end{aligned} \quad (3)$$

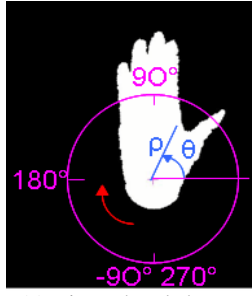
A seventh invariant is available. Its sign permits to discriminate mirror images and thus, to suppress the reflection invariance:

$$S_7 = (3 \cdot n_{21} - n_{03}) \cdot (n_{30} + n_{12}) \cdot ((n_{30} + n_{12})^2 - 3 \cdot (n_{03} + n_{21})^2) \\ - (n_{30} - 3 \cdot n_{12}) \cdot (n_{03} + n_{21}) \cdot (3 \cdot (n_{30} + n_{12})^2 + (n_{03} + n_{21})^2) \quad (4)$$

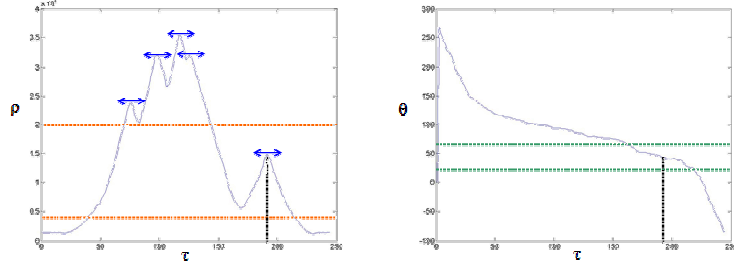
The reflection invariance has been removed at the acquisition level and only left hands are processed. Hence, we do not need to discriminate mirror images. We nevertheless use  $S_7$  as both the sign and the magnitude carry information: it sometimes occurs that hand shapes 3 and 7 (both with separated fingers) really look like mirror images. Finally, the attributes are:  $\{S_1, S_2, S_3, S_4, S_5, S_6, S_7\}$ .

### 2.2 Thumb Presence

The thumb is an easy part to detect, due to its peculiar size and position with respect to the hand. Moreover, the thumb presence is a very discriminative piece of evidence as three hand shapes require the thumb and six do not require it. The thumb detector works as follows:



(a) Binary hand shape image.



(b) Hand polar parametric representation along the curvilinear abscissa  $\tau$  (distance  $\rho$  and angle  $\theta$ ). The thumb is within a peculiar distance and angle range (horizontal lines).

Figure 2: Thumb detection.

(1) *Polar parametric definition*: By following the contour of the hand shape, a parametric representation  $\{\rho(\tau), \theta(\tau)\}$  is derived in polar coordinates (Figure 2)

(2) *Peak detection*: After smoothing the parametric functions, (low-pass filtering and sub-sampling), the local maxima of the  $\rho$  function are detected. Obviously, they correspond to the potential fingers (Figure 2b).

(3) *Threshold adaptation*: Thresholds must be defined on the distance and the angle values to indicate the region in which a thumb is plausible. The angle thresholds that describe this region are derived from morphological statistics (Norkin, 1992). In practice, the thumb angle with respect to the horizontal axis (Figure 2b) is between  $20^\circ$  and  $65^\circ$ . The distance thresholds are derived from a basic training phase whose main purpose is to adapt the default *approximate* values ( $1/9$  and  $5/9$  of the hand length) via a scale normalization operation with respect to the length of the thumb. Even if the operation is simple, it is mandatory to do so, as the ratio of the thumb length with respect to the total hand length varies from hand to hand.

(4) *Peak measurement*: If a finger is detected in the area defined by these thresholds, it is the thumb. Its height with respect to the previous local minima (Figure 2) is measured. It corresponds to the height between the top of the thumb and the bottom of the inter-space between the thumb and the index. This value is the *thumb presence indicator* (it is set to zero when no thumb is detected). In practice, the accuracy of the thumb detection (the thumb is detected when the corresponding indicator has a non-zero value) reaches 94% of true detection with 2% of false alarms.

The seven Hu invariants and the thumb presence indicator are used as attributes for the classification.

### 3 CLASSIFICATION TOOLS

#### 3.1 Belief Functions

In this section, we briefly present the necessary background on belief functions. For deeper comprehension of these theories, see (Shafer, 1976) and (Smets, 1994).

Let  $\Omega$  be the set of  $N$  exclusive hypotheses  $h_1 \dots h_N$ . We call  $\Omega$  the frame. Let  $m(\cdot)$  be a belief function on  $2^\Omega$  (the powerset of  $\Omega$ ) that represents our mass of belief in the propositions that correspond to the elements of  $2^\Omega$ :

$$m: 2^\Omega \rightarrow [0,1] \quad (5)$$

$$A \mapsto m(A) \text{ with } \sum_{A \subseteq \Omega} m(A) = 1$$

Note that:

- Belief can be assigned to non-singleton propositions, which allows modeling the hesitation between elements;
- $\emptyset$  belongs to  $2^\Omega$ . A belief in  $\emptyset$  corresponds to conflict in the model, throughout an assumption in an undefined hypothesis of the frame or throughout a contradiction between the information on which the decision is made.

To combine several belief functions (each associated to one specific captor) into a global belief function (under associativity and symmetry assumptions), one uses the conjunctive combination. For  $N$  belief functions,  $m_1 \dots m_N$ , defined on the same frame  $\Omega$ , the conjunctive combination is defined as:

$$(\cap): \overbrace{\mathcal{B}^\Omega \times \mathcal{B}^\Omega \times \dots \times \mathcal{B}^\Omega}^N \rightarrow \mathcal{B}^\Omega \quad (6)$$

$$m_1 (\cap) m_2 (\cap) \dots (\cap) m_N \mapsto m_{(\cap)}$$

with  $\mathfrak{B}^\Omega$  being the set of belief functions defined on  $\Omega$  and  $m_{(\cap)}$  being the global combined belief function. Thus,  $m_{(\cap)}$  is calculated as:

$$m_{(\cap)}(A) = \sum_{A=A_1 \cap \dots \cap A_N} \left( \prod_{n=1}^N m_n(A_n) \right) \quad \forall A \subseteq 2^\Omega \quad (7)$$

The conjunctive combination means that, for each element of the power set, its belief is the combination of all the beliefs (from the  $N$  sources) which imply it: the evidential generalization of the logical AND.

After having fused several beliefs, the knowledge in the problem is modeled via a function over  $2^\Omega$ , which expresses the potential hesitations in the choice of the solution. In order to provide a complete decision, one needs to eliminate this hesitation. For that purpose, we use the *Pignistic Transform* (Smets, 1994), which maps a belief function from  $2^\Omega$  onto  $\Omega$ , on which a decision is easy to make. The *Pignistic Transform* is defined as:

$$\text{BetP}(h) = \frac{1}{1 - m(\emptyset)} \sum_{h \in A, A \subseteq \Omega} \frac{m(A)}{|A|} \quad \forall h \in \Omega \quad (8)$$

where  $A$  is a subset of  $\Omega$ , or equivalently, an element of  $2^\Omega$ , and  $|A|$  its cardinal when considered as a subset of  $\Omega$ .

This transform corresponds to sharing the hesitation between the implied hypotheses, and normalizing the whole by the conflictive mass.

As an illustration of all these concepts, let us consider a simple example. Assume that we want to automatically determine the color of an object. The color of the object can be one of the primary colors: red (R), green (G) or blue (B). The object is analyzed by two sensors of different kind, any of each giving an assumption of its color.

Table 1: Numerical example for belief function use

	$\emptyset$	R	G	B	{R, G}	{R, B}	{B, G}	{R, G, B}
$m_1$	0	0.5	0	0	0.5	0	0	0
$m_2$	0	0	0	0	0	0	0.4	0.6
$m_1(\cap)m_2$	0.2	0.3	0.2	0	0.3	0	0	0
<b>BetP</b>	0	<b>0.56</b>	0.44	0	0	0	0	0

The observations of the sensors are expressed as belief functions  $m_1(\cdot)$  and  $m_2(\cdot)$  and the frame is defined as  $\Omega_{color} = \{\emptyset, R, G, B, \{R, G\}, \{R, B\}, \{B, G\}, \{R, G, B\}\}$  representing the hypothesis about

the color of the object. Then, they are fused together into a new belief function via the conjunctive combination. As the object has a single color, the belief in union of colors is meaningless from a decision making point of view. Hence, one applies the Pignistic Transform on which a simple *argmax* decision is made. This is summarized and illustrated with numerical values in Table 1.

### 3.2 Support Vector Machines

SVMs (Boser, 1995), (Cortes, 1995) are powerful tools for binary classification. Their purpose is to materialize the correlation of the attributes for each class by defining a separating hyperplane derived from a training corpus, which is supposed to be statistically representative of the classes involved. The hyperplane is chosen among all the possible hyperplanes through a complex combinatorial problem optimization, so that it maximizes the distance (called the margin) between each class and the hyperplane itself (Figure 3a & Figure 3b).

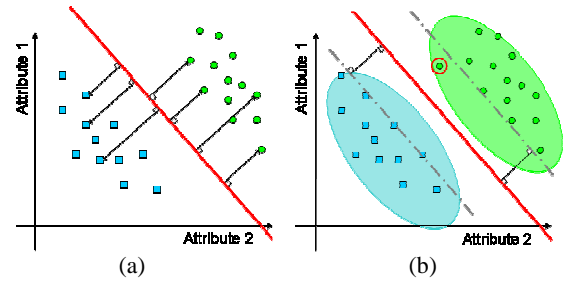


Figure 3: (a) combinatorial optimization of the hyperplane position under the constraints of the training corpus item positions. (b) The SVM provides good classification despite the bias of the training.

To deal with the nine hand shapes in our database, a multiclass classification with SVMs must be performed. As SVMs are restricted to binary classification, several strategies are developed to adapt them for multiclass classification problems (Hsu, 2002). For that purpose, we have developed a scheme (Burger, 2006) which fuses the outputs of the SVMs using the belief formalism, and which provides a robust way of dealing with uncertainties. The method can be summarized by the following three steps:

- (1) 36 SVMs are used to compare all the possible class pairs among nine classes;
- (2) A *belief function* is associated to each SVM output, to model the partial knowledge brought by the corresponding partial binary classification;
- (3) The belief functions are fused together with a conjunctive combination, in order to model the

complete knowledge of the problem, and to make a decision according to its value.

## 4 DECISION SCHEME

### 4.1 Belief in the Thumb Presence

In order to fuse the information from the thumb presence indicator with the output of the SVM classifier, one needs to express it throughout a belief function. As it is impossible to have a complete binary certitude on the presence of the thumb (it is possible to be misled at the thumb detection stage as explained previously), we use a belief function which authorizes hesitation in some cases.

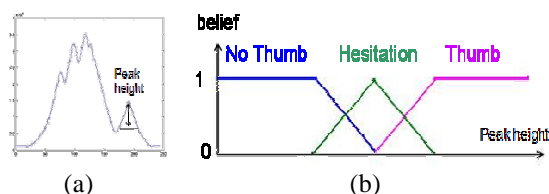


Figure 4: (a) The peak height determines (b) the belief in the presence of the thumb

From an implementation point of view, we use a technique based on fuzzy sets, as explained in Figure 4: The higher the peak of the thumb is, the more confident we are in the thumb presence. This process is fully supported by the theoretical framework of belief functions, as the set of the finite fuzzy sets defined on  $\Omega$  is a subset of  $\mathcal{B}^\Omega$  (the set of belief functions defined on  $\Omega$ ). Moreover, as belief functions, fuzzy sets have peculiar properties which make them really convenient to fuse with the conjunctive combination (Denoeux, 2000).

The three values that define the support of the hesitation in Figure 4b have been manually fitted according to observations on the training set. Making use of the "fuzziness" of the threshold between the thumb presence and absence, these values are not necessarily precisely settled. In practice, they are defined via three ratios (1/5, 1/20 and 1/100) of the distance between the center of palm and the furthest element from it of the contour.

Then, the belief in the presence of the thumb can be associated to a belief in some hand shapes to produce a partial classification: In hand shapes 0, 1, 2, 3, 4, and 8, there is no thumb, whereas it is visible for shapes 5, 6 and 7. In case of hesitation in the thumb presence, no information is brought and the belief is associated to  $\Omega$ .

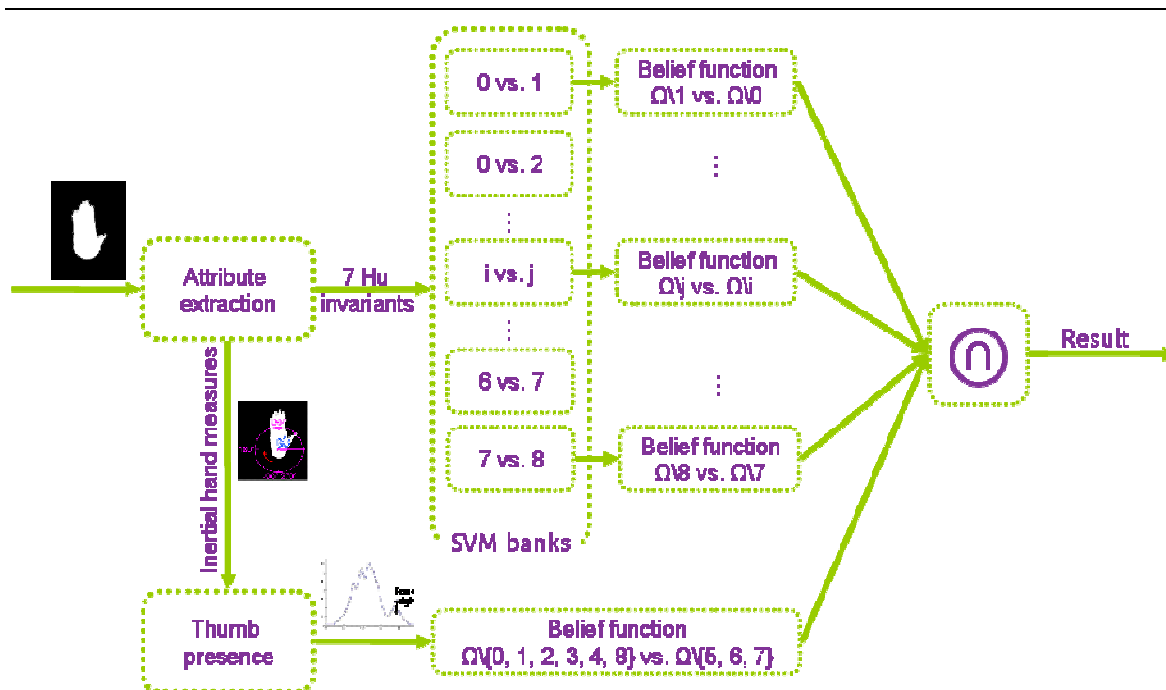


Figure 5: Global fusion scheme for hand shape classification

## 4.2 Partial classification fusion

Thanks to the evidential formalism, it is possible to fuse partial information from various classifiers (36 SVMs and 1 expert system) through the conjunctive combination (Figure 5). In that fashion, it is possible to consider a SVM-based system and integrate it into a wider data fusion system.

This fusion provides a belief function over the powerset  $2^\Omega$  of all the possible hand shapes  $\Omega$ . This belief is mapped over  $\Omega$  via the Pignistic Transform, to express our belief in each singleton element of  $\Omega$ . Then, the decision is made by an *argmax* function over  $\Omega$ .

$$D^* = \underset{\Omega}{\operatorname{argmax}} (\operatorname{BetP}(\cdot)) \quad (9)$$

## 5 RESULTS

In this section, we present various results on the methodology described above. In the first paragraph, the database and the evaluation methods are detailed. In the second paragraph, the experiments and their corresponding results are given.

### 5.1 Database & Methodology

The hand shape database used in this work is obtained from Cued Speech videos. The transition shapes are eliminated manually and the remaining shapes are labeled and used in the database as binary images representing the 9 hand shapes (Figure 1).

Table 2: Details of the database

<i>Hand Shape</i>	<i>Corpus 1 (Training set)</i>	<i>Corpus 2 (Test set)</i>
0	37	12
1	94	47
2	64	27
3	84	36
4	72	34
5	193	59
6	80	46
7	20	7
8	35	23
<i>Total</i>	679	291

The training and test sets of the database are formed such that there is no strict correlation between them. To ensure this, two different corpuses are used in which a single user is performing two

completely different sentences using Cued Speech. The respective distribution of the two corpuses is given in Table 2. The statistical distribution of the hand shapes is not balanced at all within each corpus. The reason of such a distribution is related to the linguistics of Cued Speech, and is beyond our scope.

For all the experiments, Corpus 1 is used as the training set for the SVMs and Corpus 2 is used as the test set. As for each image, since the real labels are known, we use the classical definition of the accuracy to evaluate the performance of the classifier:

$$Accuracy = 100 \cdot \frac{\text{Number Of Well Classified Items}}{\text{Total Number Of Items}} \quad (10)$$

To fairly quantify the performances of each classification procedure, two indicators are used: (1) The difference between the respective accuracies, expressed in a number of point  $\Delta Point$ , and (2) the percentage of avoided mistake  $\%AvMis$ :

$$\Delta Point = Accuracy(Method\_2) - Accuracy(Method\_1)$$

$$\begin{aligned} \%AvMis &= 100 \cdot \frac{\text{Number of Avoided Mistakes}}{\text{Total Number of Mistakes}} \\ &= 100 \cdot \frac{\Delta Point}{100 - Accuracy(Method\_1)} \end{aligned} \quad (11)$$

### 5.2 Experiments

The goal of the first experiment is to evaluate the advantage of the evidential fusion for the SVM. Thus, we compare the classical methods for SVM multi-classification to the one of (Burger, 2006). For both of the methods, the training is the same and the SVMs are tuned with respect to the training set and the thumb information is not considered.

For the implementation of the SVM functionalities, we use the open source C++ library LIBSVM (Chang, 2001). We use:

- C-SVM, which is a particular algorithm to solve the combinatorial optimization. The cost parameter is set to 100,000 and termination criteria to 0.001.
- Sigmoid kernels in order to transform the attribute space so that it is linearly separable:

$$\begin{aligned} Ker_{\gamma,R}(u,v) &= \tanh(\gamma \cdot u^T \cdot v + R) \\ \text{with } \gamma &= 0.001 \text{ and } R = -0.25 \end{aligned} \quad (12)$$

For the evidential method, we have made various modifications on the software so that the SVM output is automatically presented throughout the evidential formalism (Burger, 2006). These modifications are available on demand.

The results are presented in Table 3, as the test accuracy of the classical voting procedure and the default tuning of the evidential method. The improvement in  $\Delta Point$  is worth 1.03 points and corresponds to an avoidance of mistakes of  $\%AvMis = 11.11\%$ .

Table 3: Results for experiments 1 & 2

	Classical Voting procedure	Evidential method	
		Default (no thumb detection)	With Thumb Detection
Test Accuracy	90.7%	91.8%	92.8%

The goal of the second experiment is to evaluate the advantage of the thumb information. For that purpose, we add the thumb information to the evidential method. Thus, the training set is used to set the two thresholds, which defines the possible distance with respect to the center of palm. However, the thumb information is not used during the training of the SVMs as they only work on the Hu invariants, as explained in Figure 5. The results with and without the thumb indicator are presented in Table 3.

Table 4: Confusion matrix for the second method on Corpus 2, with the Thumb and NoThumb superclasses framed together.

	0	1	2	3	4	5	6	7	8
0	12	0	0	0	0	0	0	0	0
1	0	46	0	0	0	0	0	0	1
2	0	2	23	2	0	0	0	0	0
3	0	2	0	29	2	2	1	0	0
4	0	0	0	1	32	0	0	0	1
5	0	0	0	0	0	58	0	1	0
6	0	0	2	0	0	0	41	3	0
7	0	0	0	0	0	0	1	6	0
8	0	0	0	0	0	0	0	0	23

The evidential method that uses the thumb information provides an improvement of 2.06 points with respect to the classical voting procedure, which corresponds to an avoidance of 22.22% of the mistakes. Table 4 presents the corresponding

confusion matrix for the test set: Hand shape 3 is often misclassified into other hand shapes, whereas, on the contrary, hand shape 1 and 7 gather a bit more misclassification from other hand shapes. Moreover, there are only three mistakes between THUMB and NO\_THUMB super-classes.

## 6 CONCLUSION

In this paper, we propose to apply a belief-based method for SVM fusion to hand shape recognition. Moreover, we integrate it in a wider classification scheme which allows taking into account other sources of information, by expressing them in the Belief Theories formalism. The results are better than with the classical methods (more than 1/5 of the mistakes are avoided) and the absolute accuracy is high with respect to the number of classes involved.

## ACKNOWLEDGEMENTS

This work is the result of a cooperation supported by SIMILAR, European Network of Excellence ([www.similar.cc](http://www.similar.cc)).

## REFERENCES

- Aran, O., Keskin, C., Akarun, L., 2005. Sign Language Tutoring Tool, EUSIPCO'05, Antalya, Turkey.
- Burger, T., Aran, O., and Caplier, A., 2006. Modeling hesitation and conflict: A belief-based approach, *In Proc. ICMLA*.
- Boser, B., Guyon, I., and Vapnik, V., 1995. A training algorithm for optimal margin classifiers, *In Proc. Fifth Annual Workshop on Computational Learning Theory*.
- Capelle, A. S., Colot, O., Fernandez-Maloigne, C., 2004. Evidential segmentation scheme of multi-echo MR images for the detection of brain tumors using neighborhood information. *Information Fusion*, Volume 5, Number 3, pages 203-216.
- Caplier, A., Bonnaud, L., Malassiotis, S., and Strintzis, M., 2004. Comparison of 2D and 3D analysis for automated Cued Speech gesture recognition, *SPECOM*, St Petersburg, Russia.
- Chang, C.-C., and Lin, C.-J., 2001. LIBSVM: a library for support vector machines. Software available at <http://www.csie.ntu.edu.tw/~cjlin/libsvm>
- Cornett, R. O., 1967. Cued Speech, *American Annals of the Deaf*.



- Cortes, C., and Vapnik, V., 1995. Support-vector network, *Machine Learning* 20, 273–297.
- Denoeux, T., 2000. Modeling vague beliefs using fuzzy-valued belief structures. *Fuzzy Sets and Systems*, 116(2):167-199.
- Derpanis, K. G., 2004. A review on vision-based hand gestures, internal report.
- Hsu, C.-W., and Lin, C.-J., 2002. A comparison of methods for multi-class support vector machines, *IEEE Transactions on Neural Networks*, Vol. 13, pp. 415-425.
- Norkin, C.C., and Levangie , P.K., 1992. *Joint structure and function*. (2nd ed.). Philadelphia: F.A. Davis.
- Ong, S.C.W. and Ranganath, S., 2005. Automatic Sign Language Analysis: A Survey and the Future beyond Lexical Meaning, *IEEE Transactions on Pattern Analysis and Machine Intelligence*, vol. 27, pp. 873-891.
- Pavlovic, V., Sharma ,R. and Huang , T. S., 1997. Visual Interpretation of Hand Gestures for Human-Computer Interaction: A Review, *IEEE Transactions on Pattern Analysis and Machine Intelligence*, vol. 19, n. 7, p. 677-695.
- Quost, B., Denoeux, T., and Masson, M.-H., 2007. Pairwise classifier combination using belief functions. To appear in *Pattern Recognition Letters*.
- Shafer, G., 1976. *A Mathematical Theory of Evidence*, Princeton University Press.
- Smets, P., and Kennes, R., 1994. The transferable belief model. *Artificial Intelligence*, 66(2): 191–234.
- Wu, Y., Huang, T.S., 2001. Hand modeling, analysis, and recognition for vision based Human-Computer Interaction, *IEEE Signal Processing Magazine*, v.21, p.51–60.
- Zhang, D., and Lu, G., 2003. Evaluation of MPEG-7 shape descriptors against other shape descriptors, *Multimedia Systems*, vol. 9, issue 1.