

Dynamics under location uncertainty

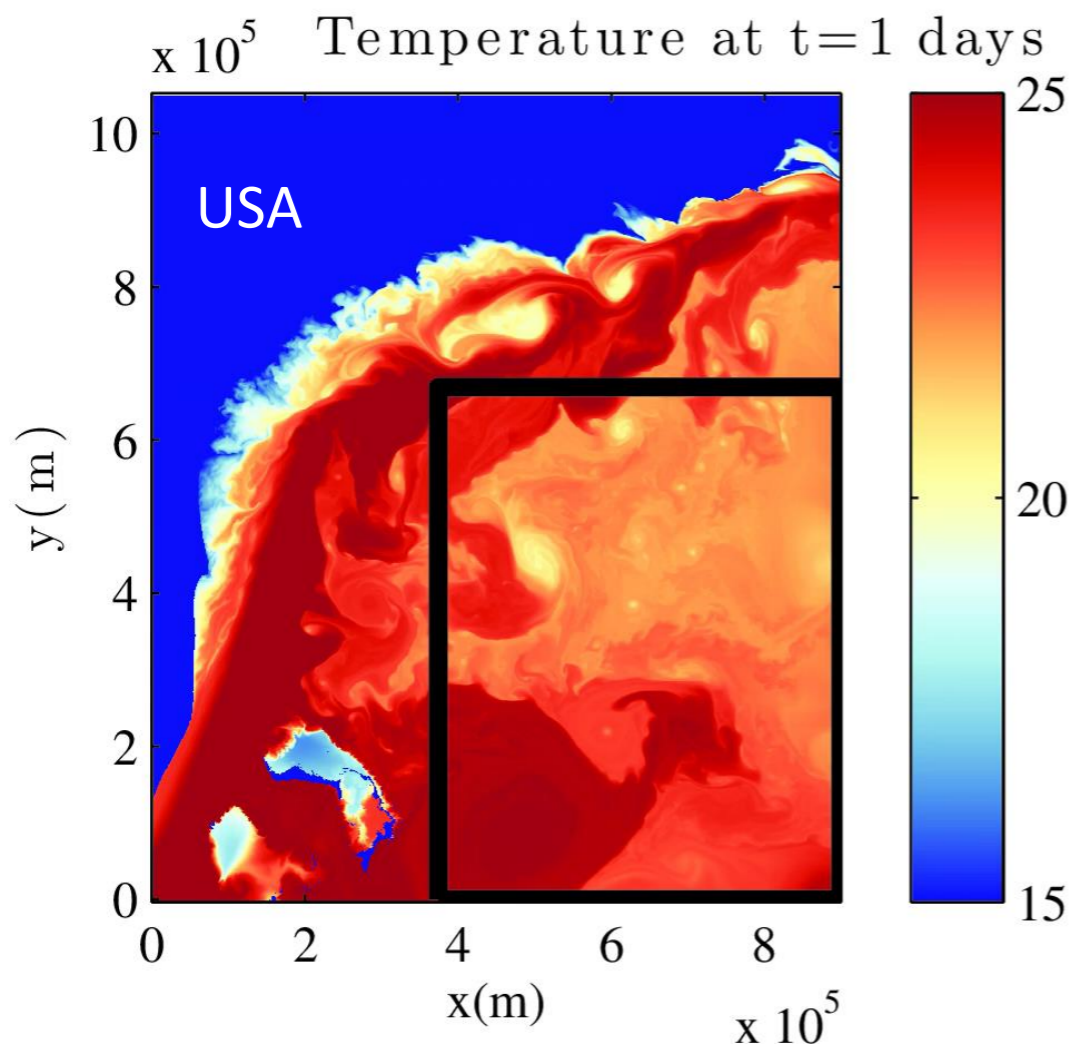
Valentin Resseguier, Agustin Picard, Matheus Ladvig,
Wei Pan, Baylor Fox-Kemper, Erwan Hascoet, Fabrice Collard
Dominique Heitz, Etienne Mémin, Bertrand Chapron

Contents

- Motivations
- I : Dynamics under location uncertainty (LU)
- II : Wave-turbulence interaction
- III : Reduced order model & data assimilation
- Conclusion

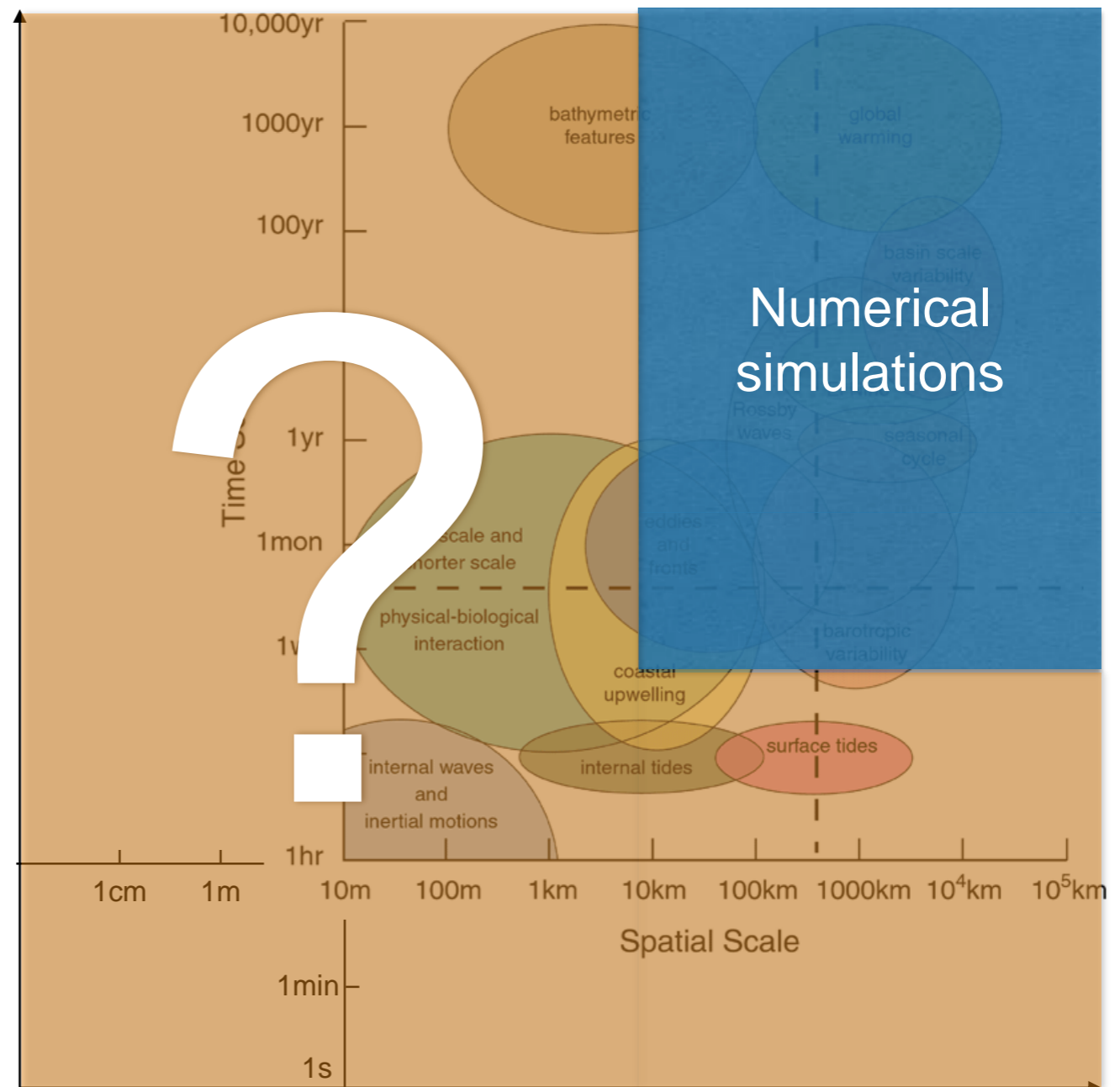
Motivations

Scales and resolutions in the ocean



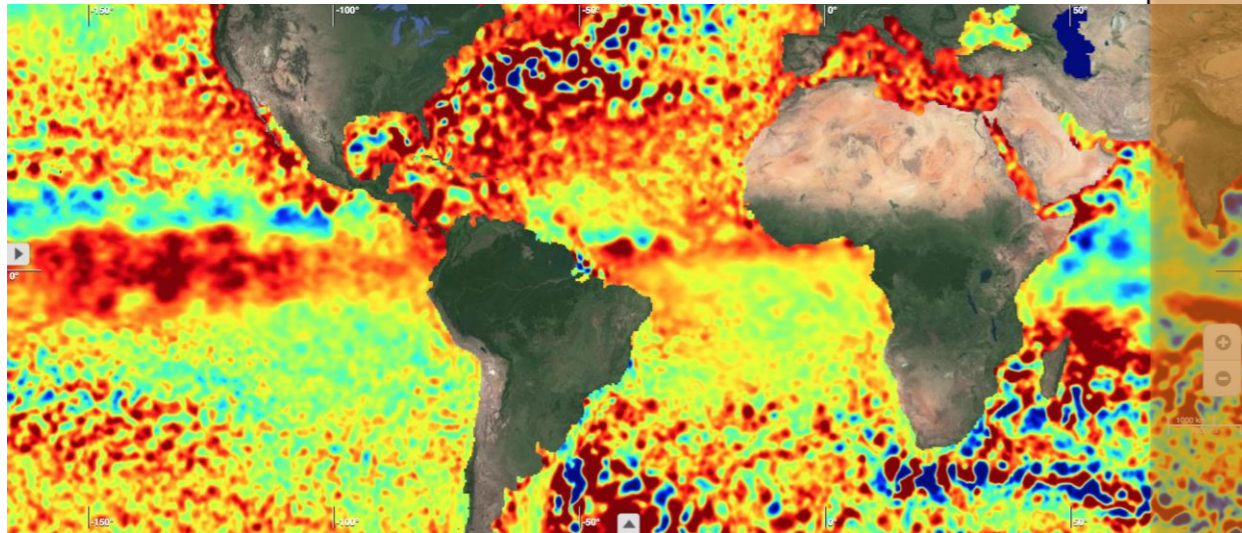
Gula, Jonathan, M. Jeroen Molemaker, and James C. McWilliams

"Gulf Stream dynamics along the southeastern US seaboard."
Journal of Physical Oceanography 45.3 (2015): 690-715.

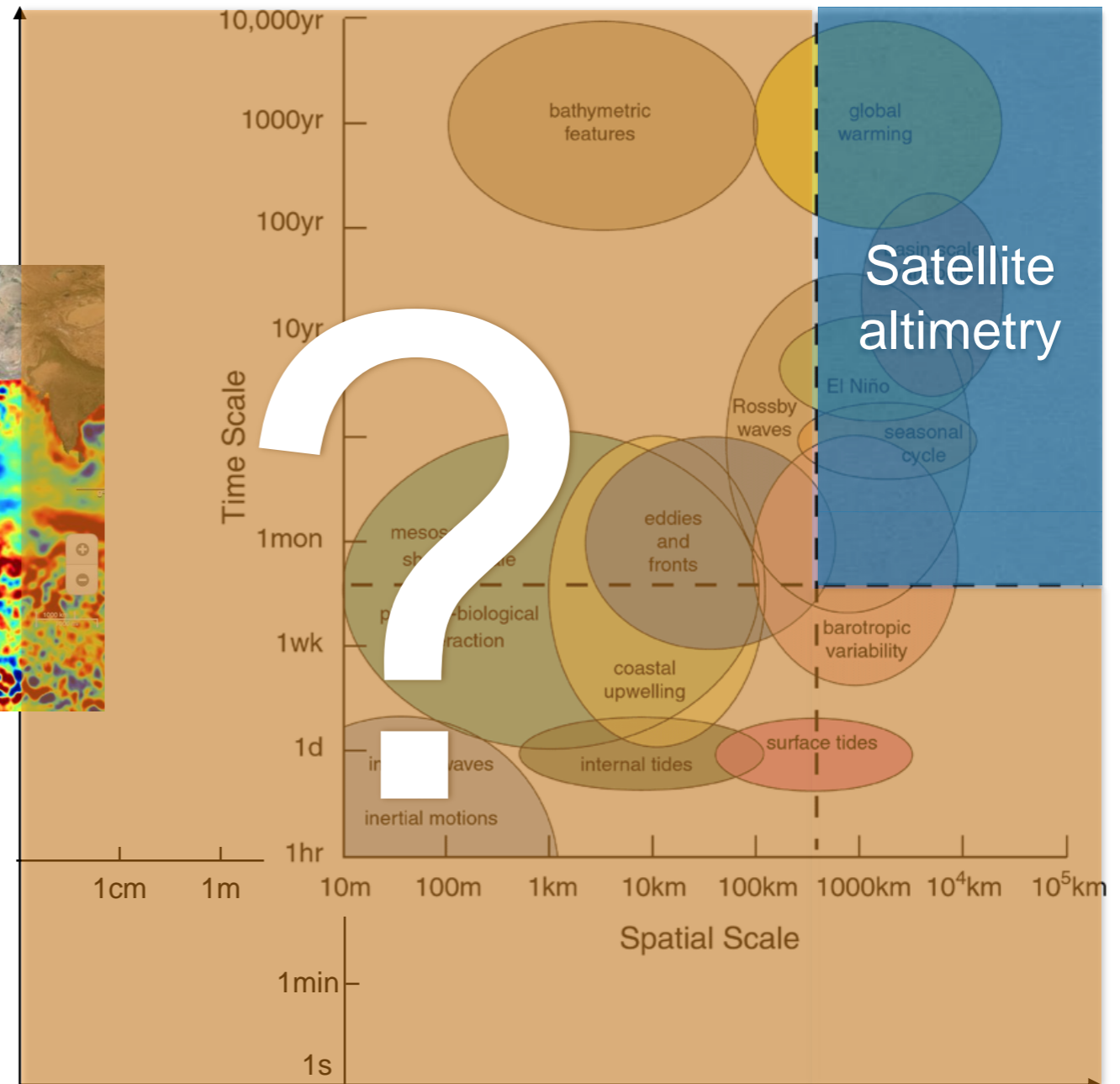


Source:
 D. B. Chelton

Scales and resolutions in the ocean



SSH anomaly
(Source: Ocean Datalab)



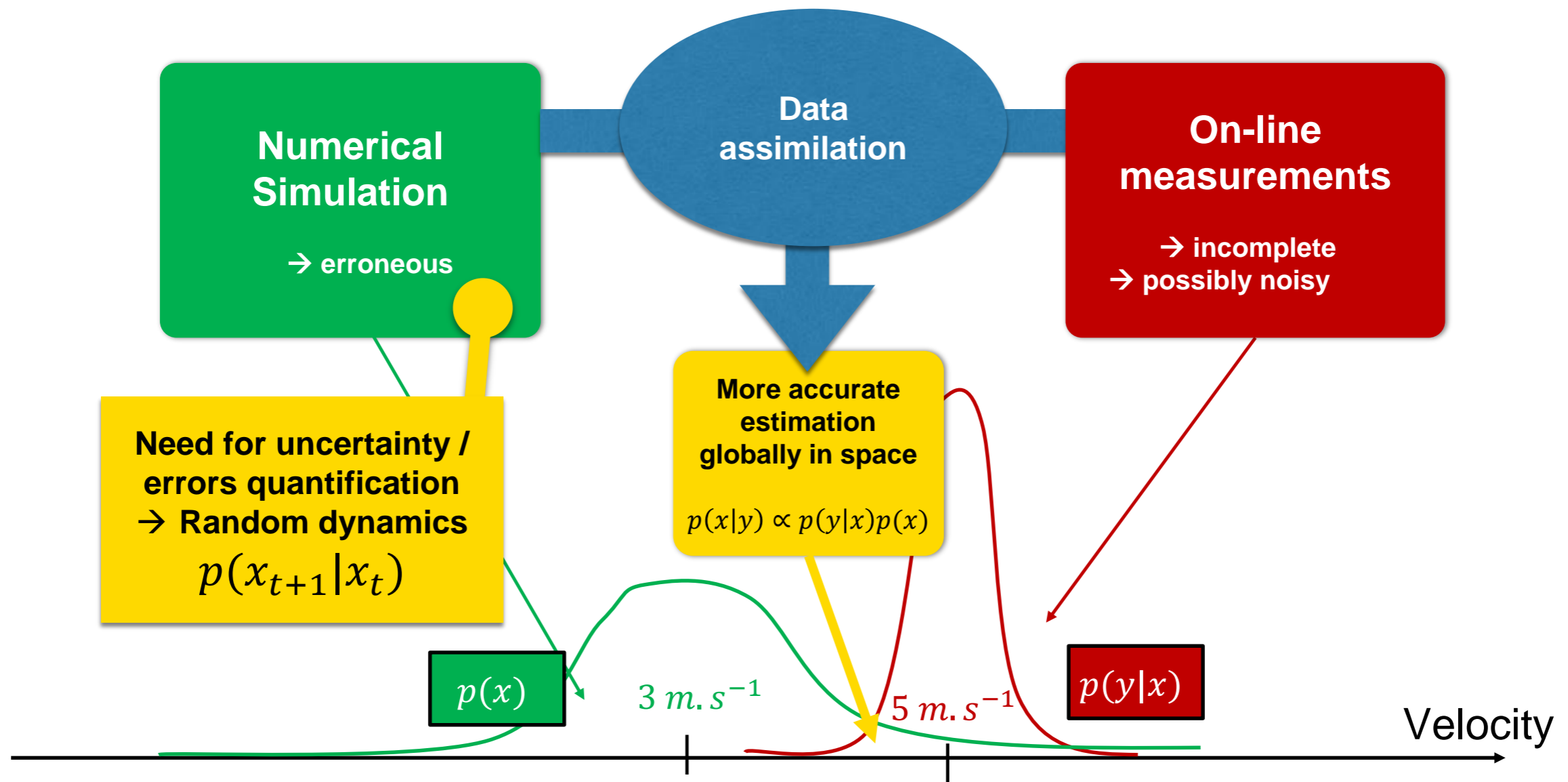
Source:
D. B. Chelton

Motivations

- More rigorously identified subgrid dynamics effects (closure problem)
- Quantification of modeling errors (UQ)
 - ➔ Ensemble forecasts and data assimilation

Data Assimilation =

Combining simulations and measurements



Part I

-

Dynamics under location uncertainty (LU)

1. Stochastic transport
2. Unresolved velocity parametrization
3. Numerical example with oceanic currents

I.1.

Stochastic transport

Large scale velocity:
 $\bar{v} = w$
Small scale velocity:
 $v' = \sigma \dot{B}$
Variance tensor
 $a = \overline{v'(v')^T} \tau$

Idea of LU : Adding random velocity

Resolved large scales velocity

White-in-time small scales velocity

$$v = \bar{v} + v'$$

Large scale velocity:
 $\bar{v} = w$
 Small scale velocity:
 $v' = \sigma \dot{B}$
 Variance tensor
 $a = \overline{v'(v')^T} \tau$

Dynamics:

e.g. advection of tracer Θ

Stratonovich notations:

$$\frac{D\Theta}{Dt} = 0$$

Conservative multiplicative random forcing

$$\partial_t \Theta + (w^* + \sigma \circ \dot{B}) \cdot \nabla \Theta = 0$$

Advection of tracer Θ

Ito-Wentzell formula
(Kunita 1990)

Large scale velocity:
 $\bar{v} = w$
Small scale velocity:
 $v' = \sigma \dot{B}$
Variance tensor
 $a = \overline{v'(v')^T} \tau$

Multiplicative random forcing

Balanced energy exchanges

Ito notations:

$$\partial_t \Theta + \underbrace{w^*}_{\text{Stratonovich drift}} \cdot \nabla \Theta + \underbrace{\sigma \dot{B} \cdot \nabla \Theta}_{\text{Advection}} = \underbrace{\nabla \cdot \left(\frac{1}{2} a \nabla \Theta \right)}_{\text{Diffusion}}$$

Stratonovich drift : « Drift correction »
in Ito notations

Large scale
velocity:

$$\bar{v} = w$$

Small scale
velocity:

$$v' = \sigma \dot{B}$$

Variance
tensor

$$a = \overline{v'(v')^T} \tau$$

1.2.

Unresolved velocity parametrization

$$\sigma = ?$$

Large scale velocity:
 $\bar{v} = w$

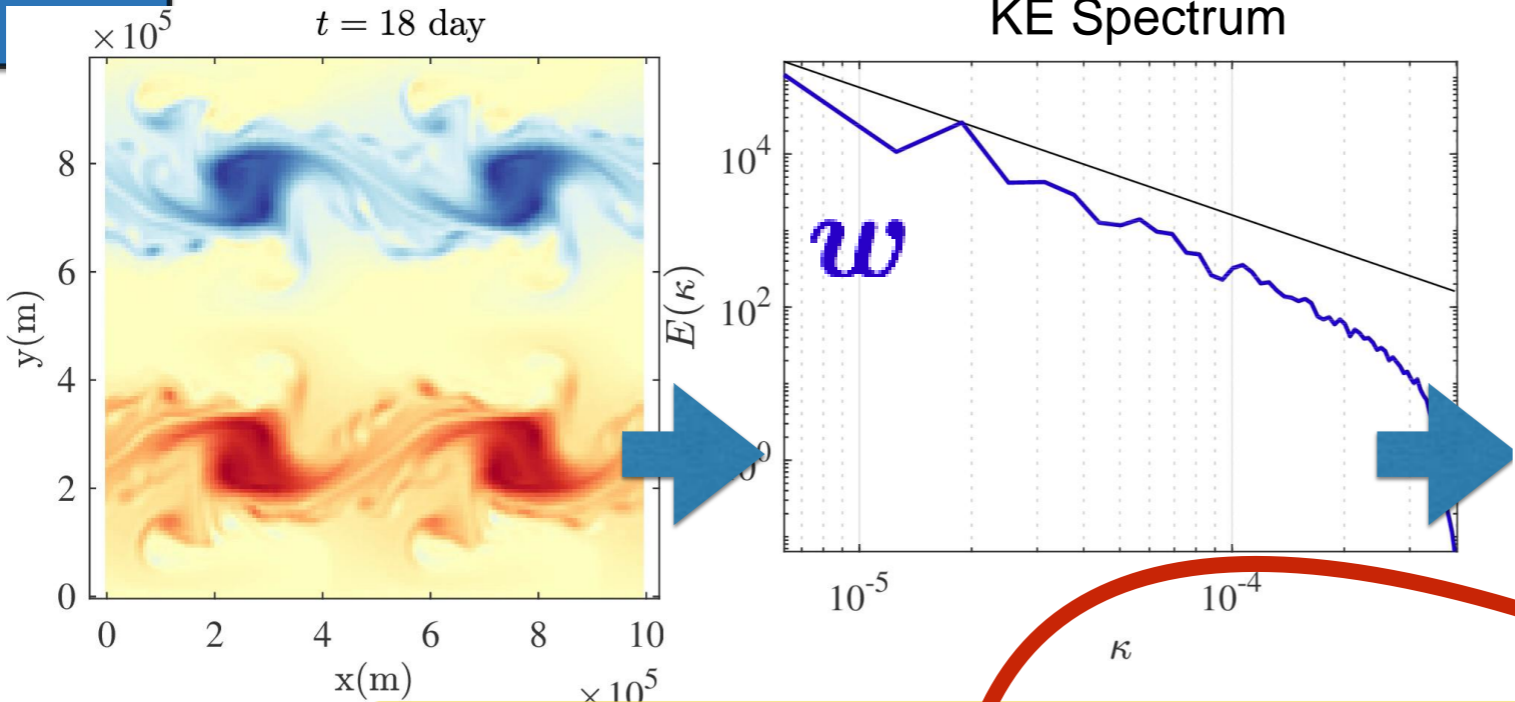
Small scale velocity:
 $v' = \sigma \dot{B}$

Variance tensor
 $a = \overline{v'(v')^T} \tau$

Unresolved velocity parametrization

Absolute Diffusivity Spectral Density $A(\kappa) = E(\kappa)\tau(\kappa)$

Residual non-stationary ADSD



$v' = \sigma \dot{B} = (\text{filter}) * (\text{white noise})$

Reference:
 Resseguier, Pan & Fox-Kemper 2020

1.3.

Numerical example with
oceanic currents

$t = 100$ day

SQG

$$\frac{Db}{Dt} = -\alpha_{HV} \Delta^4 b \quad \text{Hyper-viscosity}$$

$$-\frac{1}{\tau} (b - F) \quad \text{Forcing}$$


$$u = \left(\text{cst.} \nabla^\perp \Delta^{-1/2} \right) b$$

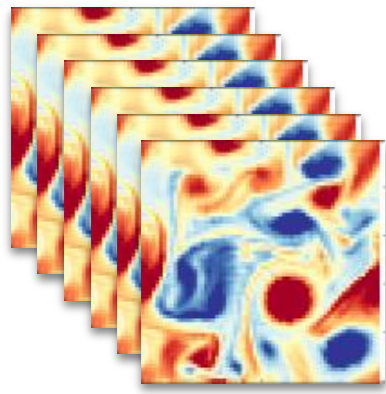
Reference flow:

deterministic

SQG

512 x 512

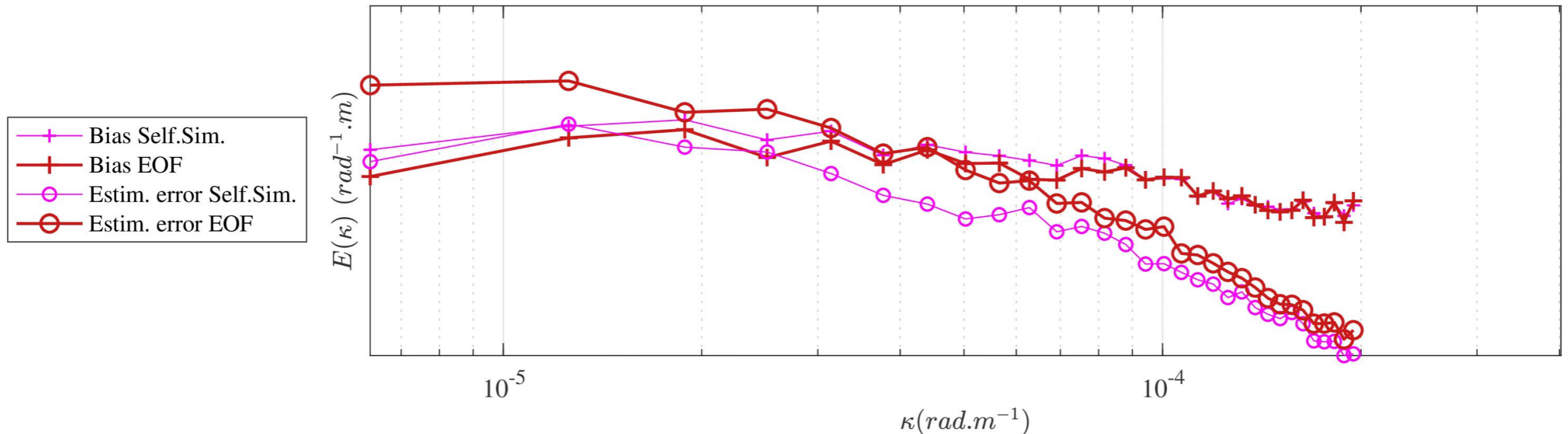
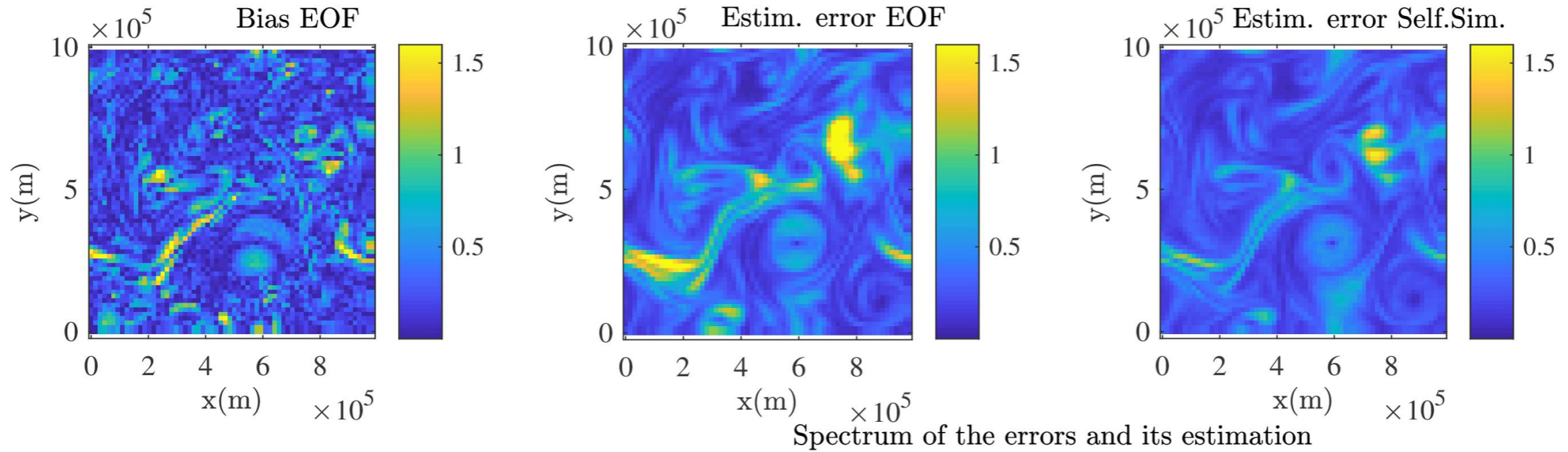


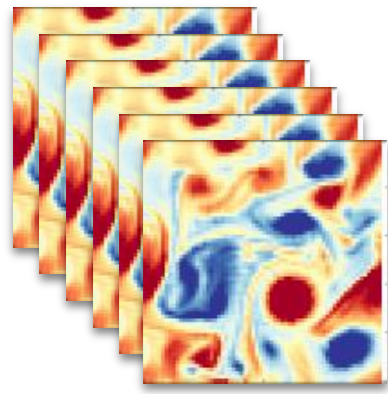


**200 realizations
at 64 x 64**

Ensemble :

uncertainty quantification





20 realizations
at 64 x 64

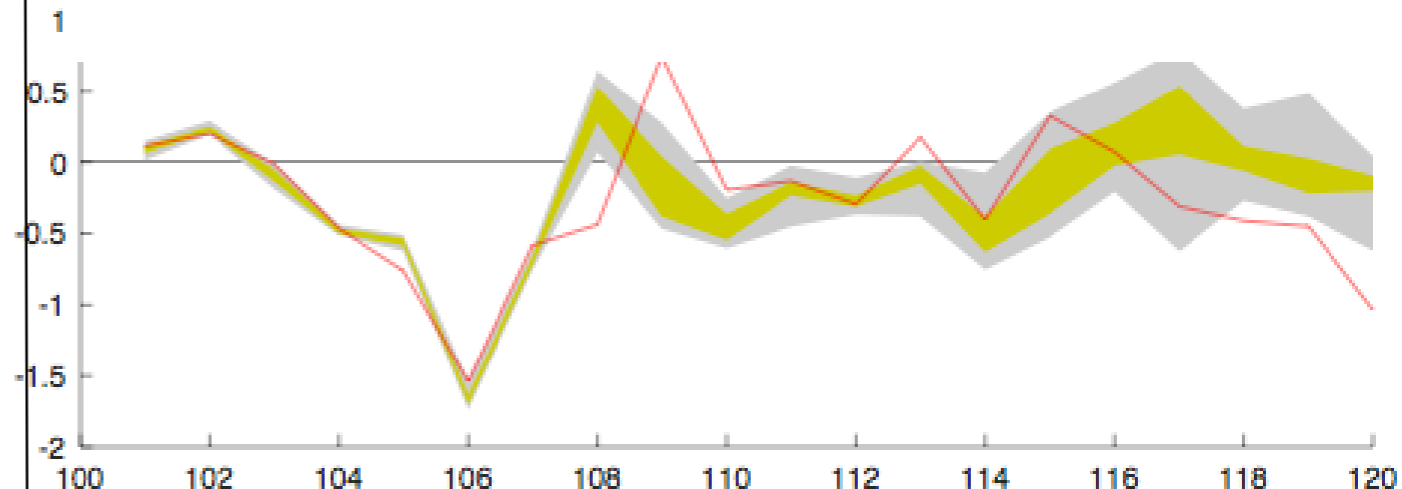
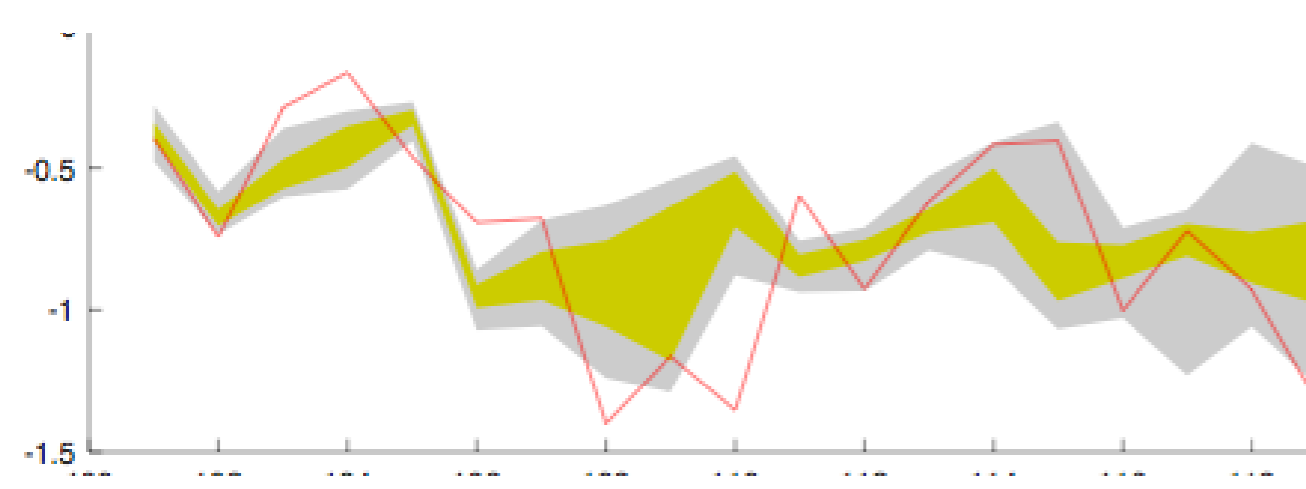
Ensemble : uncertainty quantification

At point (250km,500km) 

At point (500km,500km) 

ADSD

ADSD



LU

SALT

Memin, 2014
Resseguier et al. 2017 a, b, c
Cai et al. 2017
Chapron et al. 2018
Yang & Memin 2019

Holm, 2015
Holm and
Tyranowski, 2016
Arnaudon et al. 2017

Crisan et al., 2017
Gay-Balmaz & Holm 2017
Cotter and al. 2018 a, b
Cotter and al. 2019

Cotter and al. 2017 Resseguier et al. 2020 a, b

References : Mikulevicius & Rozovskii, 2004
Flandoli, 2011

Partial conclusion

Models under location uncertainty enables accurate uncertainty quantification to improve data assimilation

But also :

- blindly describe unresolved triades
- Stabilization / destabilization
- Model derivation
- Instabilities and bifurcations triggered

Part II

-

Wave-turbulence interaction

1. Swell-current interactions
2. Time decorrelation (LU)
3. Numeric simulations
4. Simple cases and analytic solutions for the time-uncorrelated model (LU)

II.1.

Swell - current interaction

Dispersion ratio

At the first order
in steepness :

Large scale
group velocity:

$$\bar{v} + C_g^0$$

Small scale
group velocity:

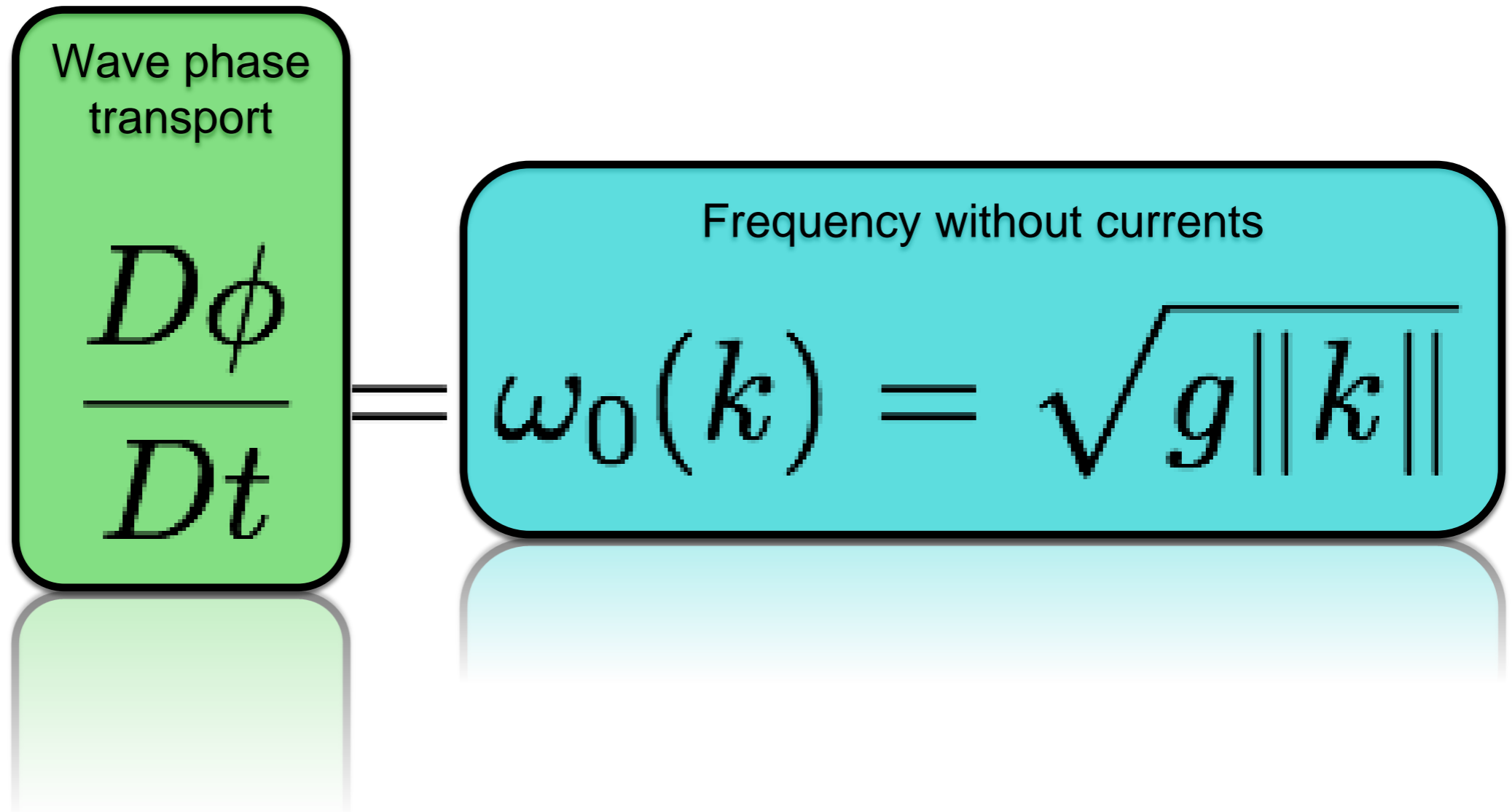
$$v'$$

Wave:

$$ae^{\frac{i}{\epsilon}\phi}$$

Doppler
frequency:

$$\omega_0 = \sqrt{g\|k\|}$$



transport with a current velocity : $v = \bar{v} + v'$

General case

Large scale group velocity:

$$\bar{v} + C_g^0$$

Small scale group velocity:

$$v'$$

Wave:

$$ae^{\frac{i}{\epsilon}\phi}$$

Doppler frequency

$$\omega_0 = \sqrt{g\|k\|}$$

Non-linear coupling

Fonction of k

Main contribution

$$\dot{X}_r = C_g = C_g^0 + \bar{v} + v' \quad | \quad \text{Random ray}$$

Change orientation of C_g^0

Stochastic refraction and contraction/dilatation

$$\dot{k} = -\nabla(\bar{v} + v')^T k \quad | \quad \text{Wave- vector}$$

Fonction of x

Conservation of action

$$\dot{A} = -\nabla \cdot u_g A \quad | \quad A = \frac{a^2}{\omega_0} \quad | \quad \text{Amplitude}$$

11.3.

Time decorrelation (LU)

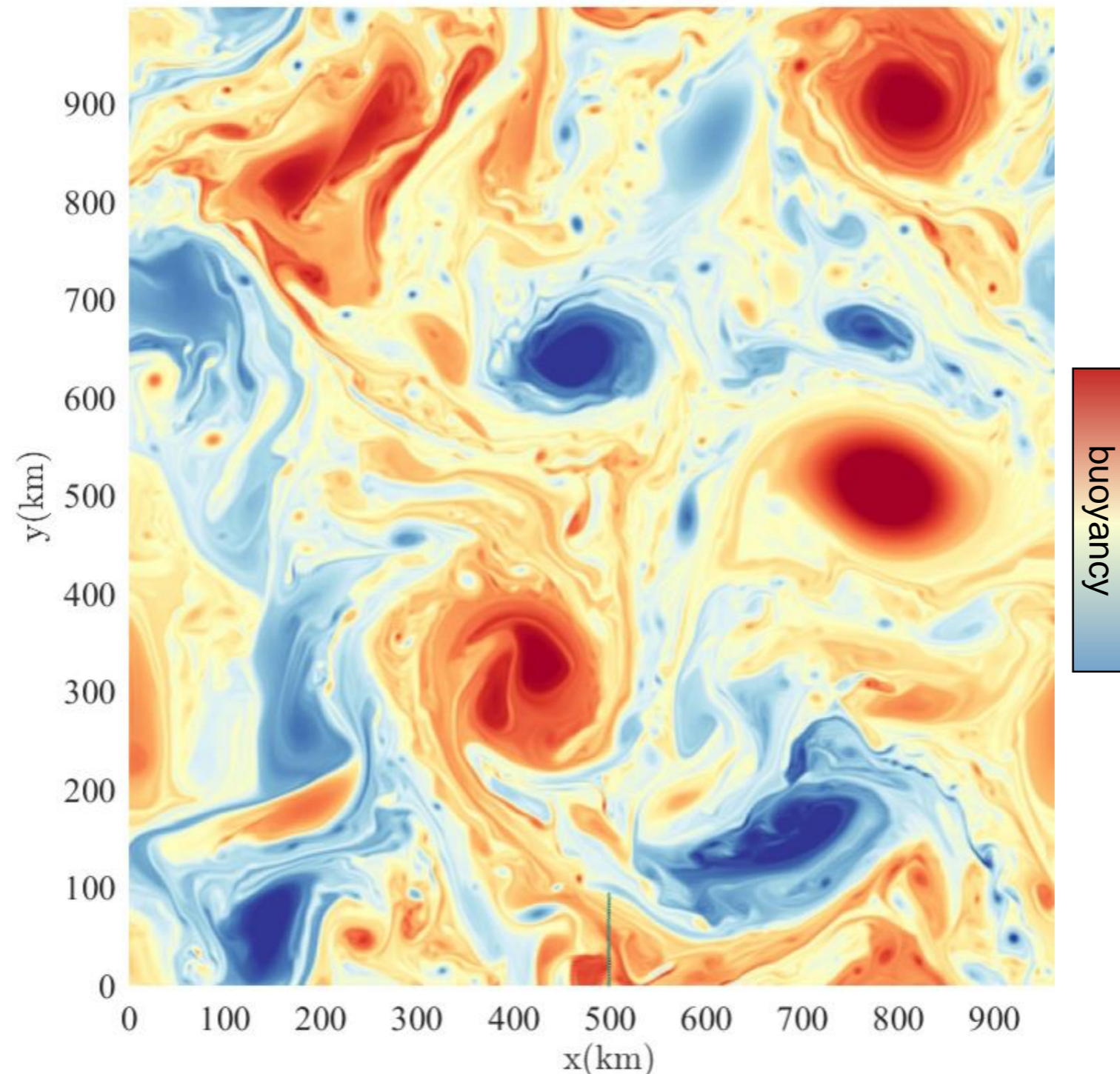
Numerical example

like running in the middle of a crowd

$t = 100.1$ day

$$v = \bar{v} + v'$$

(without
modeling /
simplification)



Large scale
group velocity:

$$\bar{v} + C_g^0$$

Small scale
group velocity:

$$v'$$

Wave:

$$ae^{\frac{i}{\epsilon}\phi}$$

Doppler
frequency:

$$\omega_0 = \sqrt{g\|k\|}$$

Time decorrelation assumption for v' (LU)

- **Advantages :**
 - Simpler / analytic formula
 \Rightarrow physical comprehension & lighter CPU for simulations
 - No precise knowledge needed about v' time dependency

- **Validity :**

$$\epsilon = \frac{\text{(Along-ray } v' \text{ correlation time)}}{\left(\text{characteristic time of} \right. \\ \left. \text{wave group properties evolution} \right)} = \frac{\left(\frac{l_{v'}}{\|C_g^0\|} \right)}{\left(\frac{1}{\|\nabla v\|} \right)} \ll 1$$

- **Limitations :**

- Swells ($\|C_g^0\| \gg 1$)
- Small-scale currents ($l_{v'} \ll 1$)
- Moderate current gradients ($\|\nabla v\| \ll 1$) (\Rightarrow moderate $\|\nabla v'\|$!)

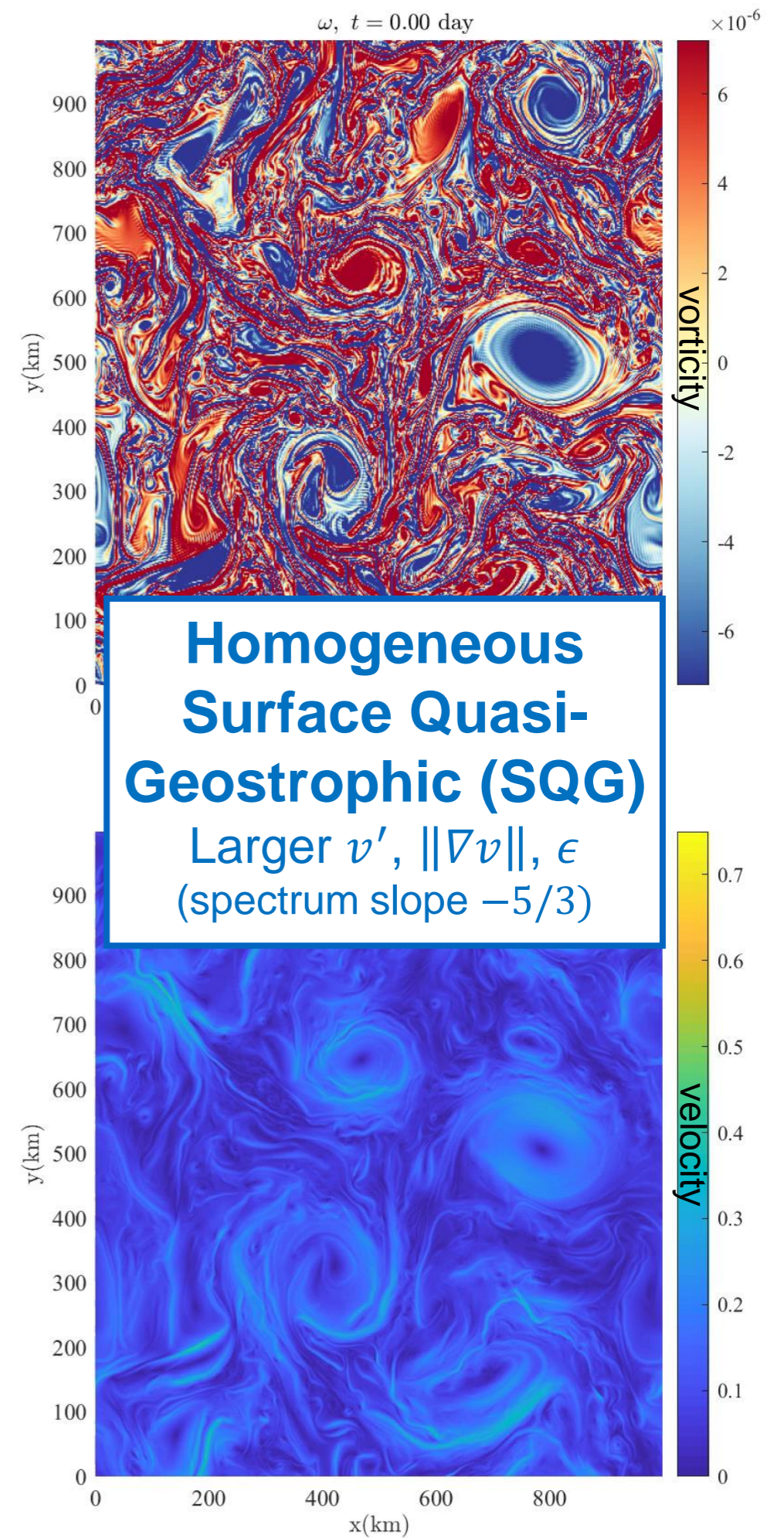
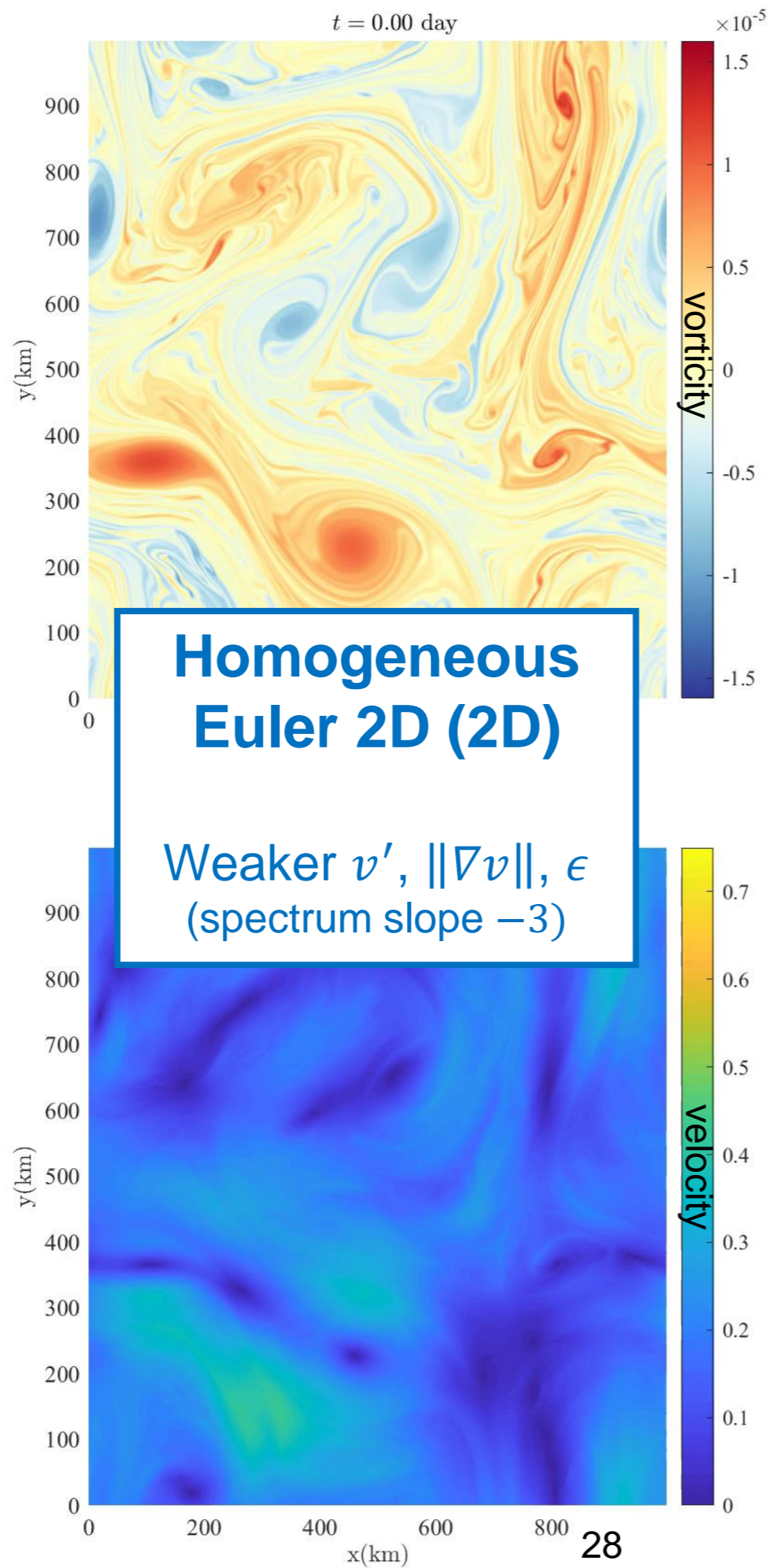
11.3.

Numerical simulations

2 test flows

Euler
VS
SQG

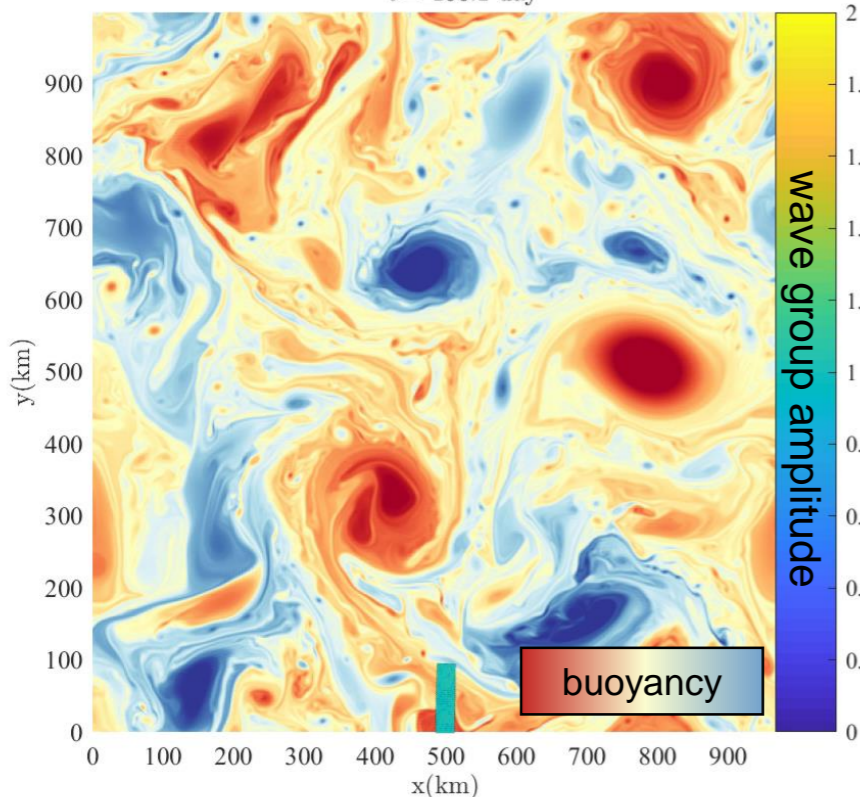
($U \sim 0.1 \text{ m.s}^{-1}$,
 $\lambda_{\text{wave}} = 300 \text{ m}$)



Time-uncorrelated model for v'

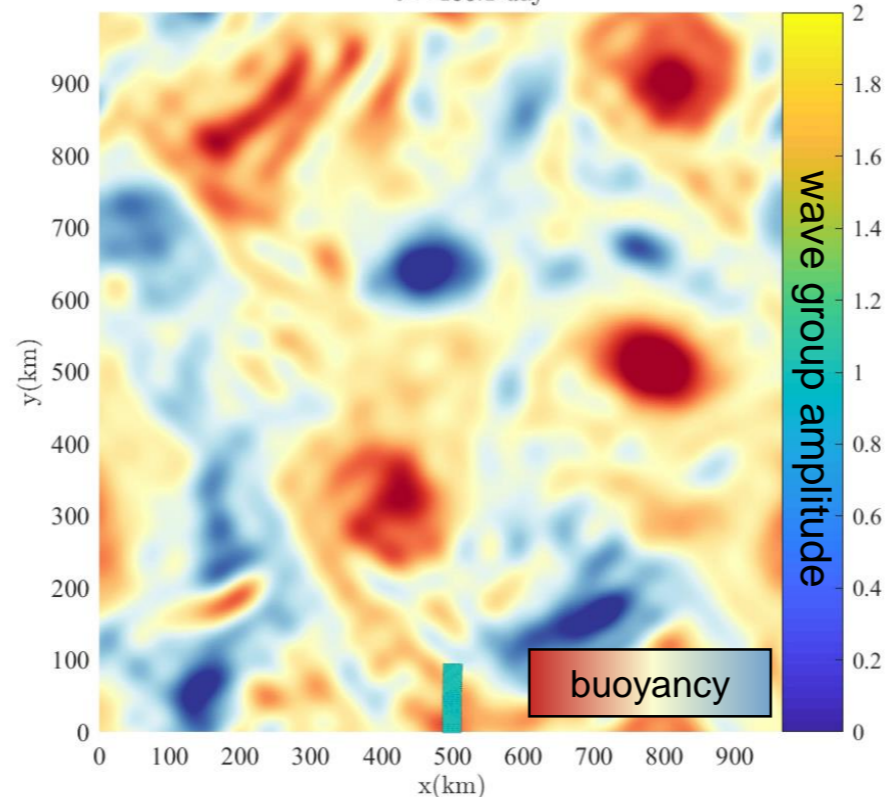
$$v = \bar{v} + v'$$

$t = 100.1$ day



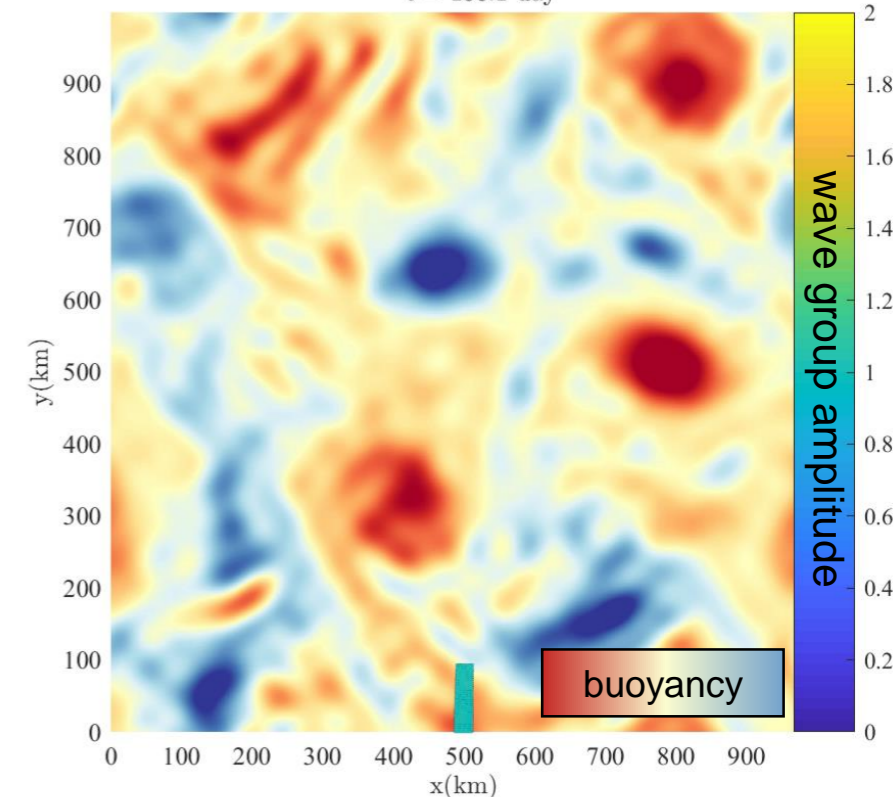
$$v = \bar{v}$$

$t = 100.1$ day



$$v = \bar{v} + v'_{\delta\text{-cor}}$$

$t = 100.1$ day



Deterministic
reference:
wave groups in
512 x 512 **SQG** flow

Deterministic
benchmark:
wave groups in
smoothed flow \bar{v} (**32 x 32**)

Our random
model
wave groups in
smoothed flow \bar{v} (**32 x 32**)
+ time-uncorrelated v'

Large scale group velocity:

$$\bar{v} + C_g^0$$

Small scale group velocity:

v'

Wave:

$$ae^{\frac{i}{\epsilon}\phi}$$

Doppler frequency:

$$\omega_0 = \sqrt{g\|k\|}$$

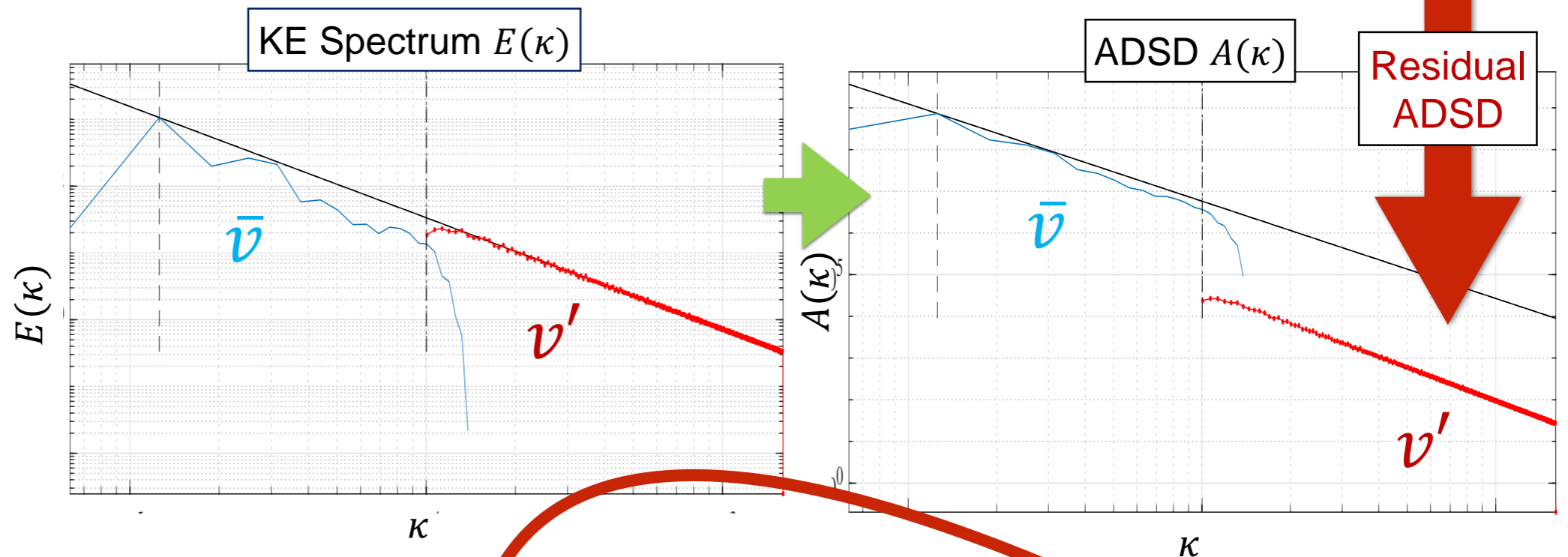
Time-uncorrelated model for v'

Absolute Diffusivity Spectral Density

$$A(\kappa) = E(\kappa) \tau(\kappa)$$

Correlation time along ray

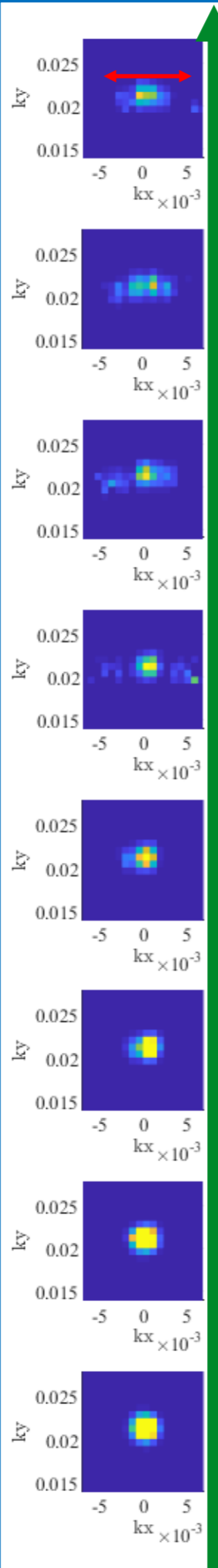
$$\tau(\kappa) = \tau_{ray}(\kappa) = \frac{1/\kappa}{\|C_g^0\|}$$



$$v' = \sigma \dot{B} = (\text{filter}) * (\text{white noise})$$

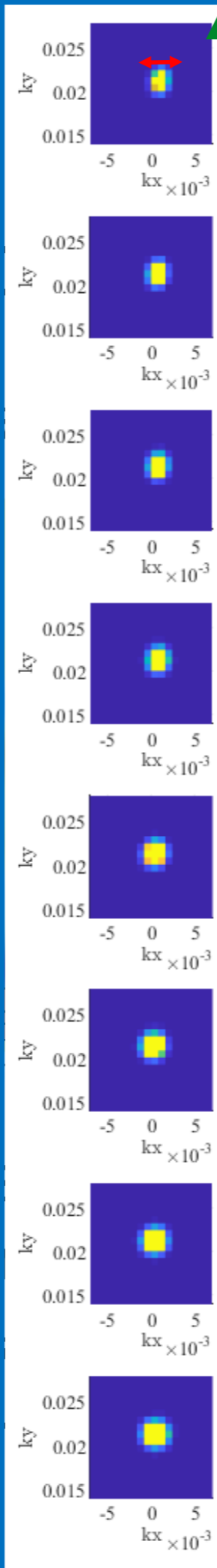
Reference:
Resseguier, Pan & Fox-Kemper 2020

Time



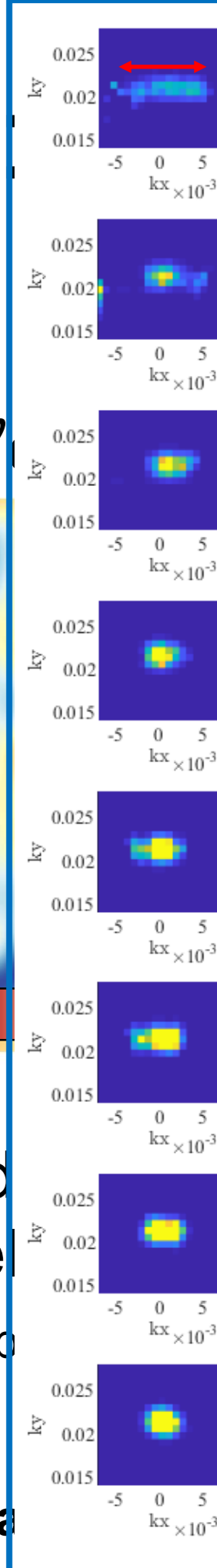
Uncorrelated

Resolution of



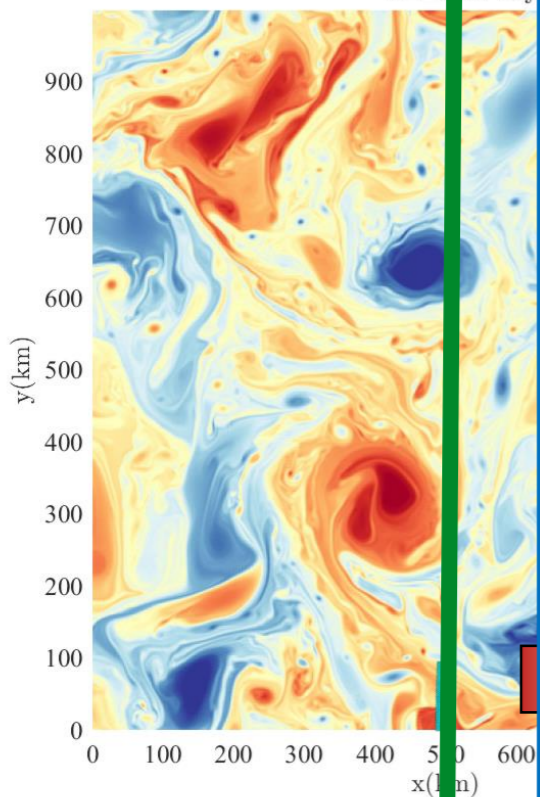
Model for v'

constraints



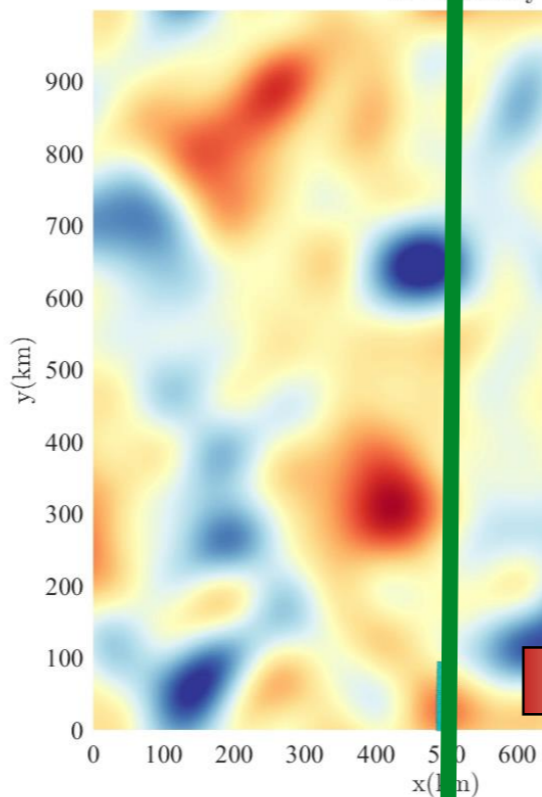
$$v = \bar{v} + v'$$

$t = 4.01$ day



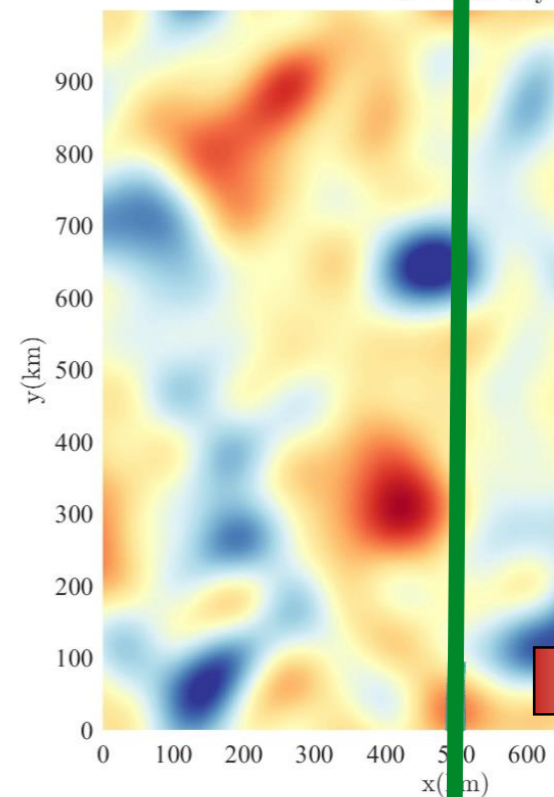
$$v = \bar{v}$$

$t = 4.01$ day



$$v = \bar{v} + v'$$

$t = 4.01$ day



Deterministic
reference
wave group

512 x 512 SQ

Deterministic
benchmark
wave groups

smoothed flow \bar{v}

Our random
model
wave group

smoothed flow \bar{v}

+ time-correlation

Large scale group velocity:

$$\bar{v} + C_g^0$$

Small scale group velocity:

$$v'$$

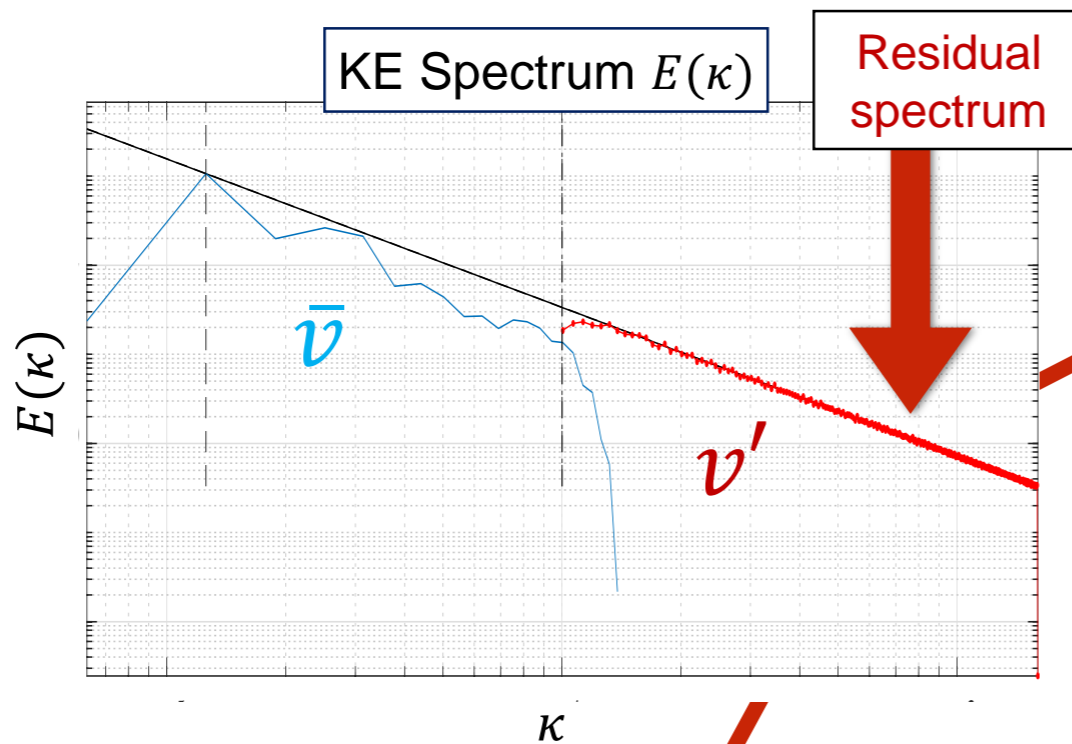
Wave:

$$ae^{\frac{i}{\epsilon}\phi}$$

Doppler frequency:

$$\omega_0 = \sqrt{g\|k\|}$$

Time-correlated model for v' : less resolution constraints



Current correlation time

$$\tau(k) = \tau_{cur}(k) = \frac{1/k}{v_k} = \frac{1/k}{\sqrt{k E(k)}}$$

Multiscale noise \dot{B}_c :

spatial white noise
with time scale $\tau(k)$ at the scale k :

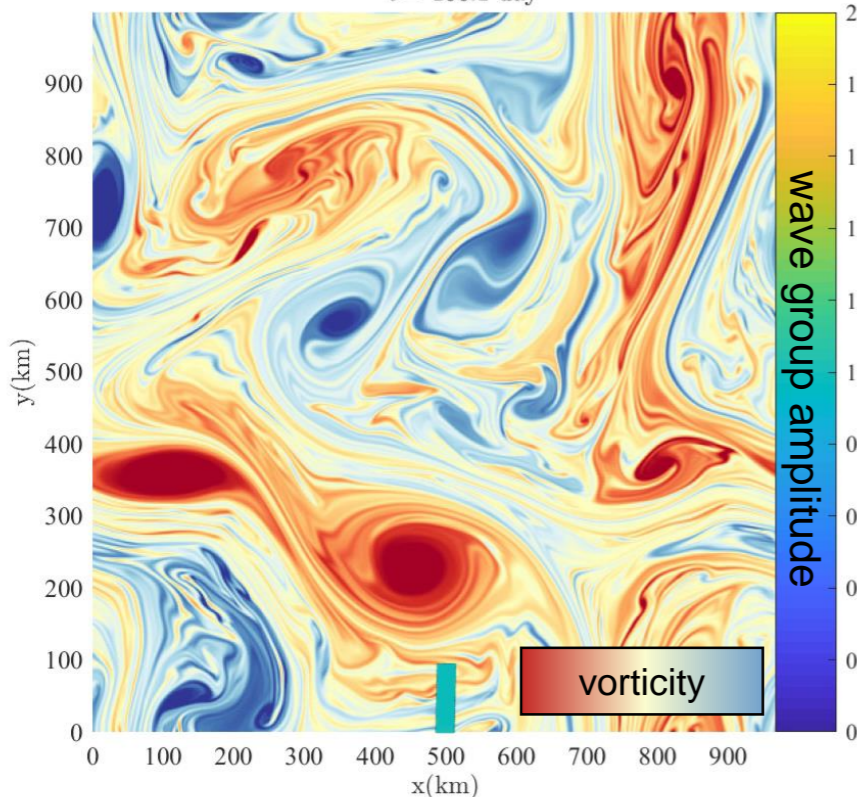
$$\frac{d}{dt} \widehat{B}_c = -\frac{1}{\tau(k)} \widehat{B}_c + \sqrt{\frac{2}{\tau(k)}} (\widehat{white\ noise})$$

$$v' = (\text{filter}) * (\text{time-correl. noise})$$

Time-uncorrelated model for v'

$$v = \bar{v} + v'$$

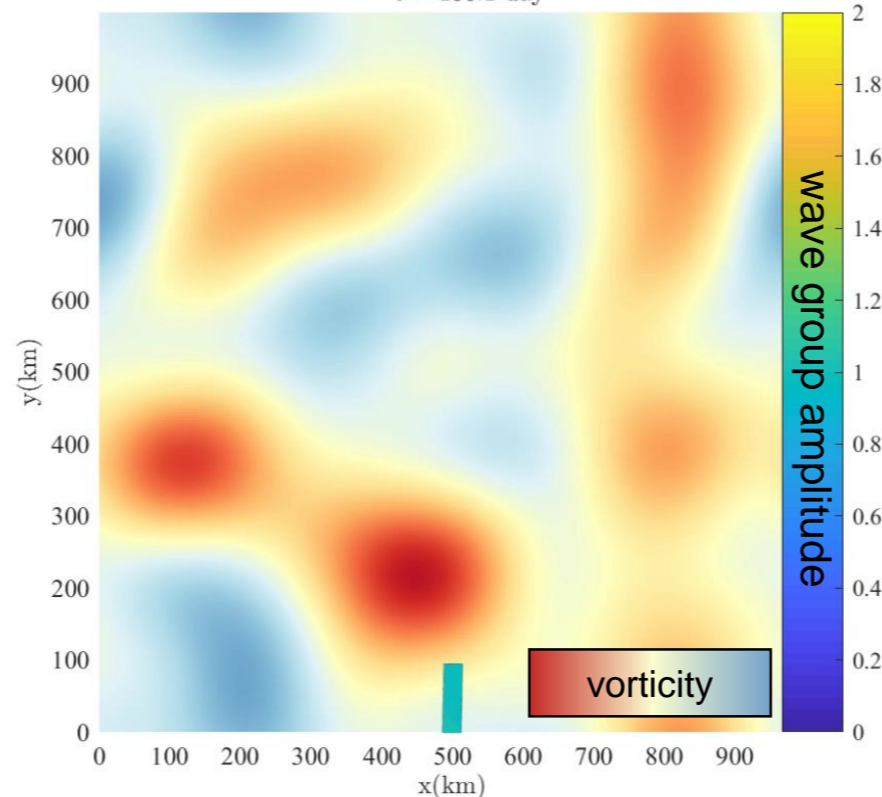
$t = 100.1$ day



Deterministic
reference:
wave groups in
512 x 512 **2D Euler** flow

$$v = \bar{v}$$

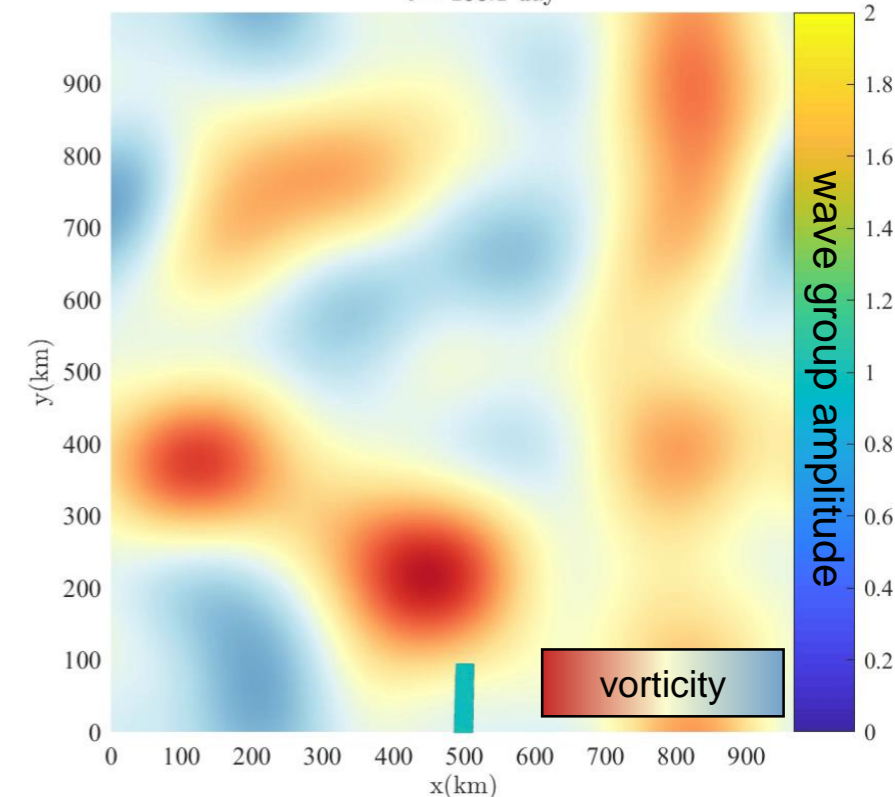
$t = 100.1$ day



Deterministic
benchmark:
wave groups in
smoothed flow \bar{v} (**8 x 8**)

$$v = \bar{v} + v'_{\delta\text{-cor}}$$

$t = 100.1$ day



Our random
model
wave groups in
smoothed flow \bar{v} (**8 x 8**)
+ time-uncorrelated v'

11.4. Simple cases and analytic solutions for the time-uncorrelated model

Large scale group velocity:

$$\bar{v} + C_g^0$$

Wave:

$$ae^{i\frac{\omega}{\epsilon}\phi}$$

Doppler frequency:

$$\omega_0 = \sqrt{g\|k\|}$$

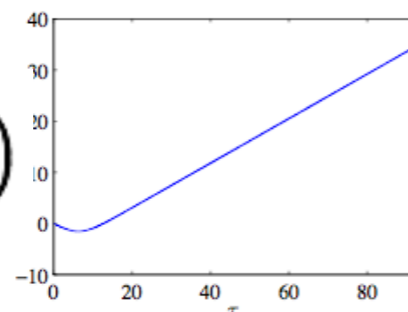
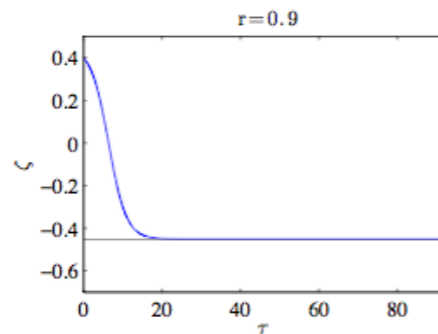
Simple linear case 1:
stationary deterministic,
divergence-free and
linear in x large-scale velocity

Stretching of phase

$$\dot{k} = -\nabla \bar{v}^T k$$

$$|r| < 1$$

Wave shortening



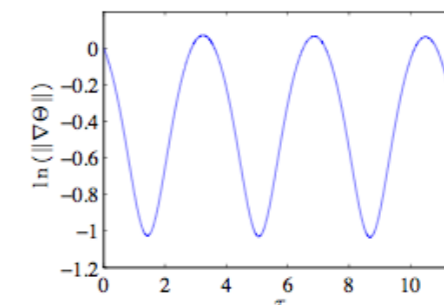
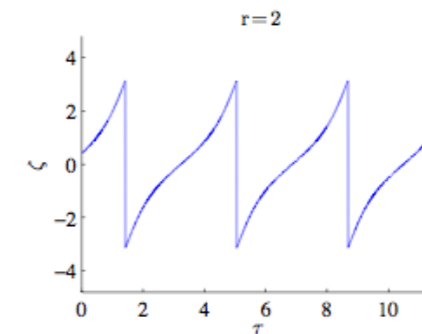
$\ln(\|k\|)$

Ratio
vorticity / strain rate

$$r = \frac{\omega}{\sigma_w}$$

$$|r| > 1$$

Wave rotation



$\ln(\|k\|)$

$$\frac{D\zeta}{D\tau} = r - \cos(\zeta)$$

$$\frac{D}{D\tau} \ln(\|k\|) = -\sin(\zeta)$$

Large scale
group velocity:

$$+C_g^0$$

Small scale
group velocity:

$$v'$$

Wave:

$$ae^{\frac{i}{\epsilon}\phi}$$

Doppler
frequency:

$$\omega_0 =$$

$$\sqrt{g\|k\|}$$

Simple linear case 2:

no large-scale current

+ homogeneous and divergence-free
small-scale velocity

$$\beta(x, t)e^{i(\omega_0 t + k \cdot \sigma B_t)} \quad \text{Wave with Brownian phase}$$

Stochastic stretching of phase

$$\dot{k} = -\nabla(v')^T k \quad \text{Log-normal wave-number}$$

Large scale group velocity:

$$\bar{v} + C_g^0$$

Small scale group velocity:

$$v'$$

Wave:

$$ae^{i\frac{\omega}{\epsilon}\phi}$$

Doppler frequency:

$$\omega_0 = \sqrt{g\|k\|}$$

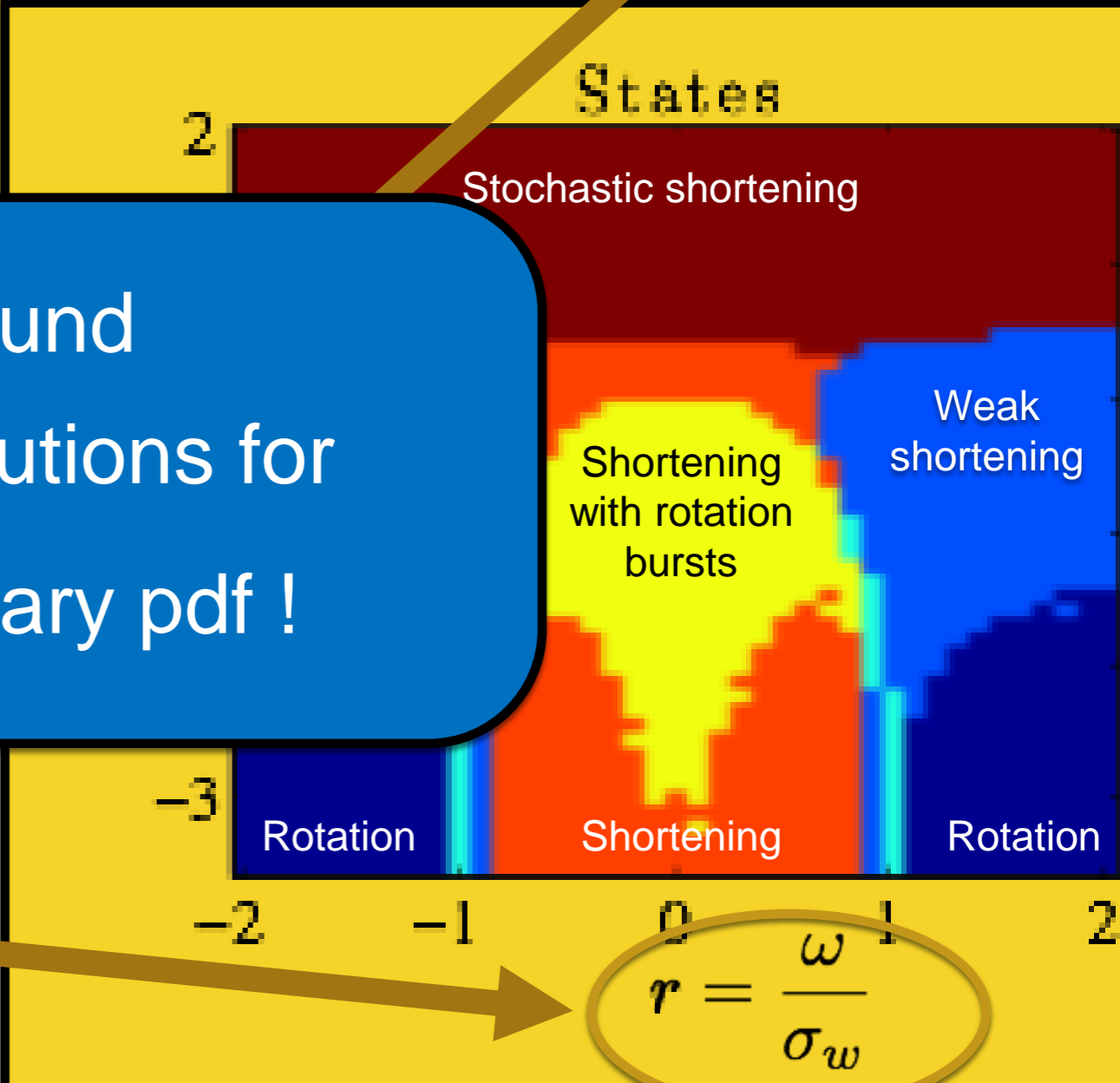
Simple linear case 3

divergence-free and linear-in-x large-scale current
+ homogeneous and divergence-free small-scale velocity

Stochastic stretching of phase
 $\dot{k} = -\nabla(\bar{v} + v')^T k$

Depends on small scale's statistics

We found analytic solutions for the stationary pdf !



Ratio vorticity / strain rate

Partial conclusion

- Theoretical comprehension + Numerical demonstration of our wave-current interaction models skills with different types of currents (local / non-local, homogeneous / heterogeneous currents)
- 3 stochastic currents models for small-scale current v'
 1. Time-uncorrelated :
 - ✓ Good skills, partial analytic solution, but resolution limitations for its application
 2. Multiscale time-correlated :
 - ✓ Always works
 3. Hybrid model

Part III

-

Reduced order model & data assimilation

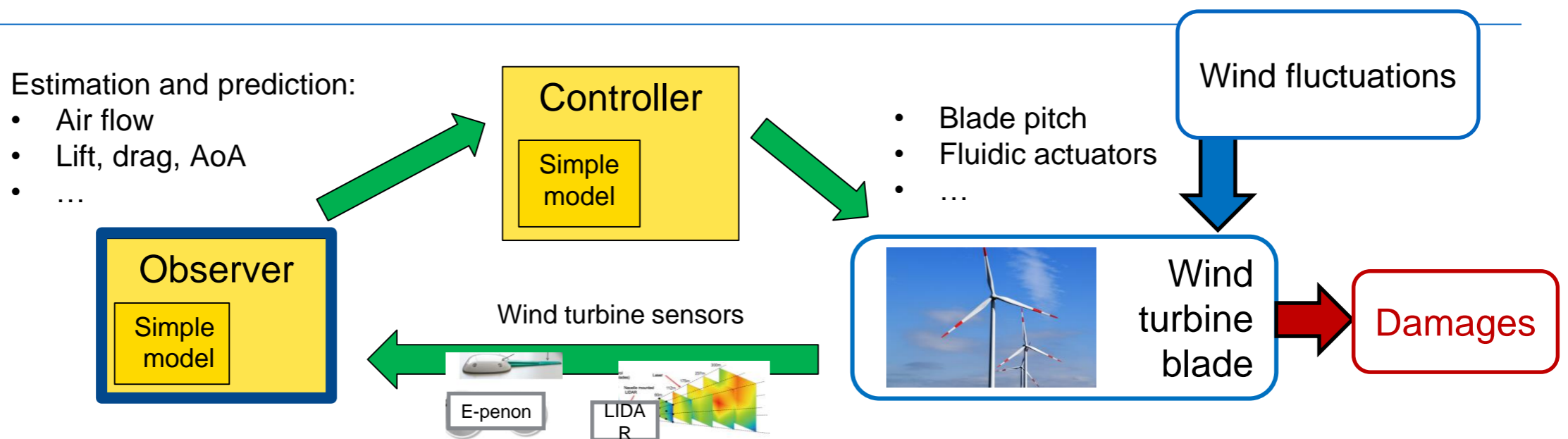
1. Application
2. Reduced order models
3. Data assimilation with reduced LU models

III.1. Application

Application

Estimate and predict unsteady aerodynamism -- in real-time -- for better active control loops

- Lower wind turbine maintenance costs
- Longer wind turbine life cycle



Which simple model?

How to combine model & measurements?

III.2.

Reduced order model

Reduced order model (ROM)

Solution of an PDE with the form:

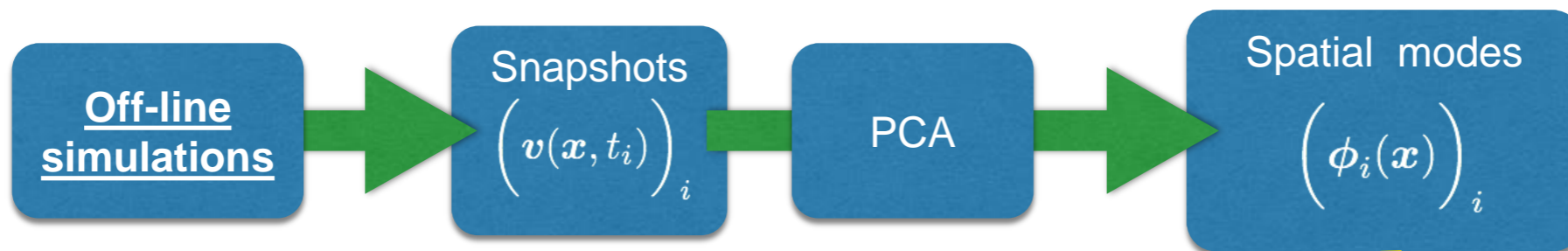
$$v(x, t, \alpha) \approx \sum_{i=0}^n \boxed{b_i(t)} \boxed{\phi_i(x)} \boxed{\gamma_i(\alpha)}$$

Order of magnitude examples in CFD

	Full space	Reduced space
Solution coordinates	$v_q(x_i, t)_{qi}$	$(b_i(t))_i$
Dimension	$M \times d \sim 10^7$	$n \sim 10 - 100$

POD-Galerkin

- Principal Component Analysis (PCA) on a *dataset* to reduce the dimensionality:



- Approximation:

$$v(x, t) \approx \sum_{i=0}^n b_i(t) \phi_i(x)$$

Resolved modes

- Projection of the “physics” onto the spatial modes :

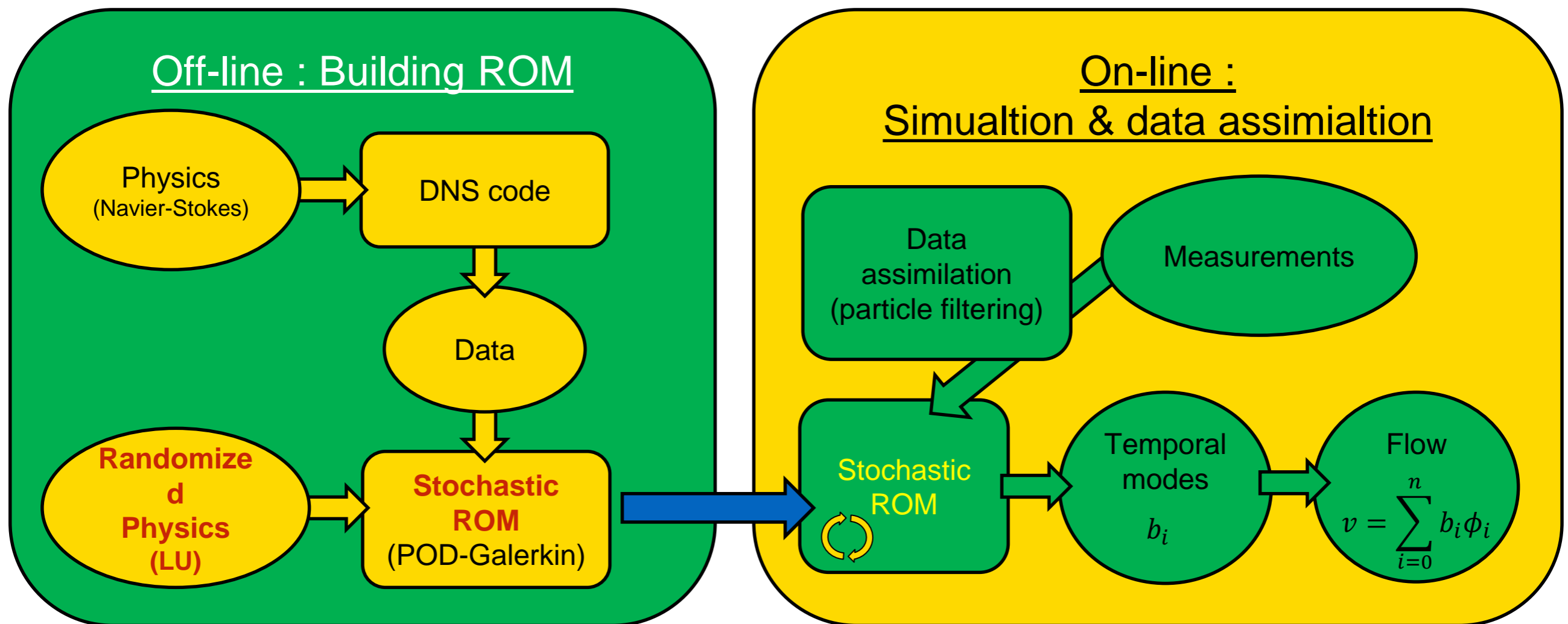
$$\int_{\Omega} dx \phi_i(x) \cdot (\textit{Physical equation} \text{ (e.g. Navier-Stokes)})$$

→ ROM for very fast simulation of temporal modes

III.3.

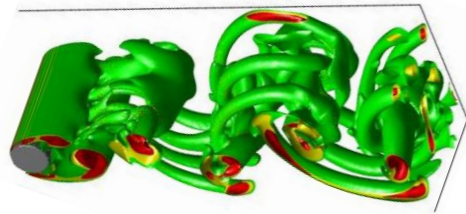
Data assimilation with reduced LU models

Big picture with reduced LU models



Numerical results : 3D Wake at Reynolds 300




- Reduced order models with **8 degrees of freedom**
- only 1 PIV spatial point (local, blurred and noisy measure) is assimilated 10 times by vortex shedding cycle



Reference :
PCA-projection of the
“true” simulation (10^7 -dof DNS)
(Optimal from 8-dof linear decomposition)

Our method :
POD-Galerkin with Navier-Stokes
under location uncertainty (LUM)

State-of-art :
POD-Galerkin with Navier-Stokes
+ optimally tuned eddy viscosity &
additive noise



Partial conclusion

- Reduced order model (ROM) : for very fast and robust CFD ($10^7 \rightarrow 6$ degrees of freedom.)
 - Combine data & physics (built off-line)
 - Closure problem handled by LU
- Data assimilation : to correct the fast simulation on-line by incomplete/noisy measurements
 - Model error quantification handled by LU
- First results
 - Optimal unsteady flow estimation/prediction in the whole spatial domain (large-scale structures)
 - Robust far outside the learning period

Conclusion

Conclusion

When subgrid information is missing,
models under location uncertainty (LU) and its time-correlated variants
are stochastic closures that

- Improves CFD and wave-current interaction simulations
- Quantify numerical model error for data assimilation purposes