



**HAL**  
open science

# How lasting are the effects of pesticides on earwigs? A study based on energy metabolism, body weight and morphometry in two generations of *Forficula auricularia* from apple orchards

Adrien Le Navenant, Corinne Brouchoud, Yvan Capowiez, Magali Rault, Séverine Suchail

## ► To cite this version:

Adrien Le Navenant, Corinne Brouchoud, Yvan Capowiez, Magali Rault, Séverine Suchail. How lasting are the effects of pesticides on earwigs? A study based on energy metabolism, body weight and morphometry in two generations of *Forficula auricularia* from apple orchards. *Science of the Total Environment*, 2021, 758, pp.143604. 10.1016/j.scitotenv.2020.143604 . hal-03209457

**HAL Id: hal-03209457**

**<https://hal.science/hal-03209457>**

Submitted on 27 Apr 2021

**HAL** is a multi-disciplinary open access archive for the deposit and dissemination of scientific research documents, whether they are published or not. The documents may come from teaching and research institutions in France or abroad, or from public or private research centers.

L'archive ouverte pluridisciplinaire **HAL**, est destinée au dépôt et à la diffusion de documents scientifiques de niveau recherche, publiés ou non, émanant des établissements d'enseignement et de recherche français ou étrangers, des laboratoires publics ou privés.

Manuscript Number:

Title: How lasting are the effects of pesticides on earwigs? A study based on energy metabolism, body weight and morphometry in two generations of *Forficula auricularia* from apple orchards

Article Type: Research Paper

Keywords: European earwigs, energy reserves, biometry, pesticides, pest management strategy.

Corresponding Author: Professor Magali Rault,

Corresponding Author's Institution: Université d'Avignon

First Author: Adrien LE NAVENANT

Order of Authors: Adrien LE NAVENANT; Corinne BROUCHOUD; Yvan CAPOWIEZ; Magali Rault; Séverine SUCHAIL

Abstract: Widespread use of pesticides to control crop pests is still the dominant system in apple orchards. Therefore, to avoid adverse side effects, there is a growing interest in promoting alternative methods such as natural enemies. The European earwig *Forficula auricularia* L. (Dermaptera: Forficulidae) is an effective predator in apple orchards. Pesticide pressure has been shown to divert energy resources which could have a negative impact on life history traits. In this study we assessed (i) whether variations in pesticide exposure could differentially impact energy reserves, body weight and morphometric parameters of *F. auricularia*, and (ii) whether these effects last or not in the next generation reared under optimal conditions. Individuals from the first generation were collected in late October from organic, IPM and conventional orchards. The next generation was obtained under a rearing program, in the absence of pesticide exposure. Earwigs collected from conventional orchards exhibited lower values for all morphometric parameters compared to those collected in organic orchards. However, a relaxed period without pesticide exposure (in autumn) appears to have allowed the females to recover their energy reserves to ensure reproduction and maternal care. Glycogen contents are the reserves that were more easily restored. However, due to the rearing conditions (food ad libitum), all the earwigs from the second generation exhibited higher body weights and energy reserves than their parents. They finally reached the same level in these parameters regardless of the protection system from which their parents were collected. Sex-specific responses appeared to depend on earwig life cycle.

Suggested Reviewers: Carlo DUSO  
University of Padova. Department of Agronomy, food, Natural Resources,  
Animals and the Environment DAFNAE  
carlo.duso@unipd.it

Michelle FOUNTAIN  
Department Pest & Pathogen Ecology. NIAB EMR. Kent. UK

michelle.fountain@emr.ac.uk

Vincent P JONES

Washington State University, Department of Entomology, Tree Fruit  
Research and Extension Center, 1100 N Western Ave, Wenatchee, WA, 98801  
vpjones@wsu.edu

Herman HELSEN

Wageningen University & Research, Field Crops, 6670 AE Zetten, The  
Netherlands  
herman.helsen@wur.nl

Daniel CORMIER

Institut de recherche et de développement en agroenvironnement Saint-  
Bruno-de-Montarville Canada  
daniel.cormier@irda.qc.ca

Opposed Reviewers:

**Magali RAULT**

University of Avignon, CNRS, IRD, IMBE,  
Pôle Agrosociences, 301 rue Baruch de Spinoza,  
BP 21239,84916 Avignon, France.

[magali.rault@univ-avignon.fr](mailto:magali.rault@univ-avignon.fr)

**Professor Jay Gan**

Co-Editor-in-Chief (Science of the Total Environment)  
University of California  
Riverside

**Object: manuscript submission**

Avignon, August 10, 2020

Dear Professor Jay Gan,

Please find enclosed a manuscript entitled “**How lasting are the effects of pesticides on earwigs? A study based on energy metabolism, body weight and morphometry in two generations of *Forficula auricularia* from apple orchards**” for submission to Science of the Total Environment in the topic “Ecotoxicology and risk assessment”.

Apple orchards are highly productive crops where the use of pesticides is still the dominant system, and we focus our investigations on alternative methods such as biological control. The earwigs *Forficula auricularia* is a widespread generalist predator in pome fruit orchards, involved in the regulation of pests. Earwigs were collected in orchards conducted under different management strategies (organic, IPM and conventional). The objective of this manuscript was to assess whether different pesticide use could differentially impact energetic reserves, body weight and morphometric parameters, and how long last these effects on earwig's lifespan and on the next generation. This work is of particular importance since it allows us to better understand the vulnerability of earwig and their progeny towards agricultural practices.

Our results indicated that a relaxed period without pesticide applications (in autumn) allows the females to recover their energetic reserves to face the reproduction and the maternal care. Glycogen contents are the reserves to be more easily restored. Moreover, we highlighted time-specific and sex-specific differential responses depending on both the pesticide application period and the life cycle of earwigs.

We believe and hope that this kind of original study may be of interest for the readers of your journal.

Best regards



Magali RAULT

1  
2  
3 **How lasting are the effects of pesticides on earwigs? A study based on**  
4 **energy metabolism, body weight and morphometry in two generations of**  
5 ***Forficula auricularia* from apple orchards**  
6  
7  
8  
9

10  
11  
12  
13  
14 Adrien Le Navenant<sup>1</sup>, Corinne Brouchoud<sup>1</sup>, Yvan Capowiez<sup>2</sup>, Magali Rault<sup>1\*</sup>, Séverine Suchail<sup>1</sup>  
15  
16

17  
18 <sup>1</sup>Univ Avignon, Aix Marseille Univ, CNRS, IRD, IMBE, Pôle Agrosociences, 301 rue Baruch  
19 de Spinoza, BP 21239,84916 Avignon, France.  
20  
21

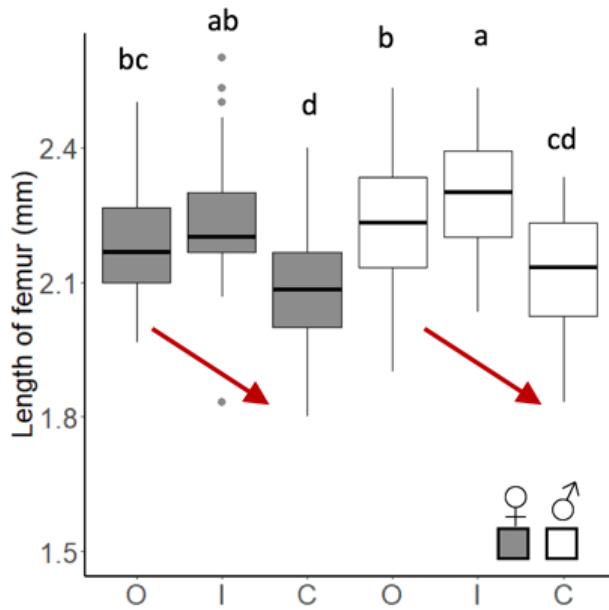
22  
23  
24 <sup>2</sup>INRAE, UMR 1114 EMMAH Domaine Saint Paul 84914 Avignon cedex 09, France.  
25  
26

27  
28  
29  
30  
31 **\*Corresponding author : Magali Rault ([magali.rault@univ-avignon.fr](mailto:magali.rault@univ-avignon.fr))**  
32  
33  
34  
35  
36  
37  
38  
39  
40  
41  
42  
43  
44  
45  
46  
47  
48  
49  
50  
51  
52  
53  
54  
55  
56  
57  
58  
59  
60  
61  
62  
63  
64  
65

# PEST MANAGEMENT STRATEGIES ORGANIC (O), IPM (I), CONVENTIONAL (C)

F0 earwigs collected in orchards

Smaller femur in conventional orchards

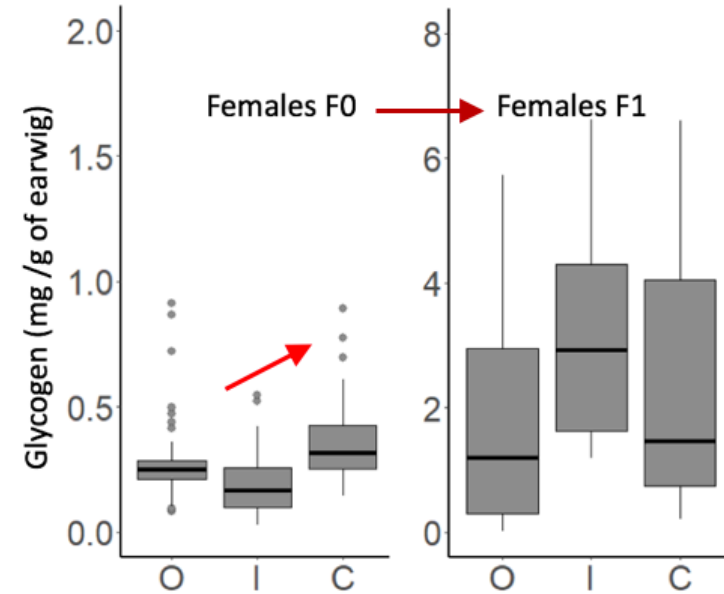


F1 earwigs bred without pesticide

Increasing reserves

to ensure reproduction

under relaxed pesticide pressure



## **HIGHLIGHTS**

- The long-lasting effects of pesticide treatments in orchards on earwigs are unknown
- Morphometric traits are the lowest in earwigs sampled in conventional orchards
- Females appeared to fair better under pesticide pressure to ensure reproduction
- Management strategy did not impact earwig growth according to Dyar's rules
- Under relaxed pesticide pressure during development energy reserves increased



1 **How lasting are the effects of pesticides on earwigs? A study based on energy**  
2 **metabolism, body weight and morphometry in two generations of *Forficula***  
3 ***auricularia* from apple orchards**

4  
5  
6 Adrien LE NAVENANT<sup>1</sup>, Corinne BROUCHOUD<sup>1</sup>, Yvan CAPOWIEZ<sup>2</sup>, Magali RAULT<sup>1\*</sup>, Séverine  
7 SUCHAIL<sup>1</sup>

8 <sup>1</sup>Univ Avignon, Aix Marseille Univ, CNRS, IRD, IMBE, Pôle Agrosiences, 301 rue Baruch de  
9 Spinoza, BP 21239,84916 Avignon, France.

10 <sup>2</sup>INRAE, UMR 1114 EMMAH Domaine Saint Paul 84914 Avignon cedex 09, France.

11 **\*Corresponding author : Magali Rault ([magali.rault@univ-avignon.fr](mailto:magali.rault@univ-avignon.fr))**

12

13 **HIGHLIGHTS**

- 14 • The long-lasting effects of pesticide treatments in orchards on earwigs are unknown
- 15 • Morphometric traits are the lowest in earwigs sampled in conventional orchards
- 16 • Females appeared to fair better under pesticide pressure to ensure reproduction
- 17 • Management strategy did not impact earwig growth according to Dyar's rules
- 18 • Under relaxed pesticide pressure during development energy reserves increased

19 **ABSTRACT**

20 Widespread use of pesticides to control crop pests is still the dominant system in apple orchards.  
21 Therefore, to avoid adverse side effects, there is a growing interest in promoting alternative  
22 methods such as natural enemies. The European earwig *Forficula auricularia* L. (Dermaptera:  
23 Forficulidae) is an effective predator in apple orchards. Pesticide pressure has been shown to  
24 divert energy resources which could have a negative impact on life history traits. In this study we  
25 assessed (i) whether variations in pesticide exposure could differentially impact energy reserves,  
26 body weight and morphometric parameters of *F. auricularia*, and (ii) whether these effects last or  
27 not in the next generation reared under optimal conditions. Individuals from the first generation  
28 were collected in late October from organic, IPM and conventional orchards. The next generation  
29 was obtained under a rearing program, in the absence of pesticide exposure. Earwigs collected  
30 from conventional orchards exhibited lower values for all morphometric parameters compared to  
31 those collected in organic orchards. However, a relaxed period without pesticide exposure (in  
32 autumn) appears to have allowed the females to recover their energy reserves to ensure  
33 reproduction and maternal care. Glycogen contents are the reserves that were more easily  
34 restored. However, due to the rearing conditions (food ad libitum), all the earwigs from the  
35 second generation exhibited higher body weights and energy reserves than their parents. They  
36 finally reached the same level in these parameters regardless of the protection system from which  
37 their parents were collected. Sex-specific responses appeared to depend on earwig life cycle.

38 **KEYWORDS:** European earwigs; energy reserves, biometry, pesticides, pest management  
39 strategy

## 40 **1. INTRODUCTION**

41 Agricultural production needs to increase to meet the needs of a growing world population.  
42 Doing so in ways that do not compromise environmental integrity and public health is still a great  
43 challenge (Gorbach, 2001; Tilman et al., 2002). However, intensive production systems and  
44 widespread use of pesticides to control crop pests still dominate, with adverse side effects on the  
45 environment (Köhler and Triebkorn, 2013). Pesticides have an impact at all levels of biological  
46 organization from neurotoxicity, immunotoxicity, metabolism to behavior, which could induce  
47 cascade events at higher levels (Köhler and Triebkorn, 2013). Such practices reduce  
48 biodiversity, affect ecosystem functioning and the production of goods and services by non-target  
49 organisms (Mace et al., 2012).

50 This is particularly the case in apple orchards which are highly productive crops with, an average  
51 of 30 pesticide applications per year in Provence, South-Eastern France (Sauphanor et al., 2009;  
52 Mazzia et al., 2015). Among these treatments, organophosphorus (OP), neonicotinoid and  
53 synthetic pyrethroid compounds are the most used insecticides in Integrated Pest Management  
54 (IPM) strategies. Today, there is general agreement among the public and growers, that crop  
55 protection should rely less on the use of synthetic pesticides and more on agro-ecology principles  
56 (Marliac et al., 2015; Jones et al., 2016). Among these principles, biological control through the  
57 utilization and enhancement of natural enemies is of prime importance (Beers et al., 2016). In  
58 order to improve the delivery of ecosystem services, we need to identify the effects of factors that  
59 could explain the variability in the response of arthropod communities involved in such services.  
60 Among those factors, pesticides, beside their lethal effect, induce sublethal physiological or  
61 behavioral effects, which may cause long-term effects on the population dynamics of natural  
62 enemies, and consequently on pest regulation (Biondi et al., 2013).

63 The European earwig, *Forficula auricularia* L. (Dermaptera: Forficulidae), is a natural enemy in  
64 apple orchards. They are effective generalist predators involved in the regulation of pests such as  
65 aphids, leaf rollers and psyllids (Dib et al., 2010; Dib et al., 2011; Orpet et al., 2019). The  
66 abundance and diversity of earwigs could be influenced either by practices such as tillage and  
67 hedge quality (Sharley et al., 2008; Moerkens et al., 2012) or by pesticides use (French-Constant  
68 and Vickerman, 1985; Malagnoux et al., 2015a). Moreover, their ease of capture and  
69 identification makes them an interesting potential bioindicator of the possible detrimental effects  
70 of orchard management. Exposure to sublethal concentrations of pesticides may affect *F.*  
71 *auricularia* behavior. Diflubenzuron has been shown to be highly toxic to *F. auricularia*,  
72 affecting its weight, mobility and predatory activity (Sauphanor et al., 1993). More recently,  
73 Malagnoux et al. (2015b) reported that Spinosad (used in organic orchards), acetamiprid  
74 (neonicotinoid) and chlorpyrifos-ethyl (organophosphorus) have significant negative effects, on  
75 the predatory behavior of adult *F. auricularia* earwigs.

76 Beside direct impacts, long term pesticide exposure is responsible for inducing tolerance to OP  
77 insecticides in *F. auricularia* (Le Navenant et al., 2019). Insecticide tolerance and/or resistance  
78 can be associated with fitness costs (Rivero et al., 2011), and this explains why susceptible  
79 genotypes increase in frequency when insecticide pressure is relaxed (Foster et al., 2017).  
80 Resistance to OPs insecticides was observed to lead to fitness costs in the dipteran *Culex pipiens*  
81 (Culicidae), with an impact on predation activity (Berticat et al., 2004), mating (Berticat et al.,  
82 2002), or fecundity and development (Berticat et al., 2008) in resistant strains. The diversion of  
83 the energy flow is the consequence of trade-offs, resulting in the reallocation of energetic  
84 resources from primary functions (growth, reproduction) to maintain secondary functions  
85 (overproduction of detoxifying enzymes). Such a reallocation of energy reserves induces a  
86 negative impact on life history traits (Ribeiro et al., 2001; Da Silva et al., 2004). In insects, life

87 history traits have been shown to be linked to various environmental changes such as habitat loss  
88 (Öckinger et al., 2010), climate change (Musolin, 2007) and agricultural management strategies  
89 (Kliot and Ghanim, 2012).

90 Glycogen and the lipid triacylglycerol are the predominant energy reserves in animal cells. Both  
91 are stored in the fat bodies distributed throughout the body of the insect with triglycerides  
92 representing more than 50% of their dry weight (Arrese and Soulages, 2010). Because glycogen  
93 can be quickly hydrolyzed to glucose in the hemolymph of insects, its content may vary  
94 depending on physiological status and/or environmental conditions (Anand and Lorenz, 2008;  
95 Chowanski et al., 2015). Triacylglycerol also provides energy during diapause for organism  
96 development and to sustain flight activity (Van der Horst, 2003). Proteins produce energy  
97 through catabolism and are essential in tissue building, repair and protection. All of these  
98 reserves are used for growth, maintenance and reproduction (Arrese and Soulages, 2010).

99 Recently, we reported a severe depletion in energy reserves associated with lower weights and  
100 lower values for morphometric parameters in the earwig *F. auricularia* sampled in IPM orchards  
101 compared to those sampled in organic apple orchards (Suchail et al., 2018). However, further  
102 points remain to be addressed to accurately assess the impact of pesticide pressure on *F.*  
103 *auricularia*. Firstly, IPM management covers a wide range of practices (Barzman et al., 2015;  
104 Caffi et al., 2017; Dumont et al., 2020) and little is known concerning the physiological effect in  
105 either the earwigs subjected to such a gradient of practices or in their progeny. Do all the IPM  
106 management approaches used in apple orchards have effects that impair energy reserves and  
107 morphometric sizes? Secondly, following energy reserve depletion, are the earwigs able to  
108 rapidly restore their own energy reserves once the pesticide treatment period is over (e.g. in  
109 autumn)? And would these impacts have a visible effect on the next generation? In this study, we  
110 aimed to assess the potential recovery of energetic reserves, modification of body weight and

111 morphometric parameters, in two succeeding generations of earwigs with sex distinction. The  
112 organisms from the first generation were collected in late October in organic and IPM orchards  
113 with different levels of pesticide use. The next generation of these earwigs was obtained under a  
114 laboratory-rearing program, in the absence of pesticide exposure.

## 115 **2. MATERIALS AND METHODS**

### 116 *2.1. Chemical compounds*

117 Sodium chloride, Tris-HCL, trichloroacetic acid, ethanol, oyster glycogen, glucose, sodium  
118 acetate, amyloglucosidase from *Aspergillus niger*, phosphovanilline, sulfuric acid and bovine  
119 serum albumin were purchased from Sigma-Aldrich® (Saint Quentin-Fallavier, France). The  
120 glucose GOD-PAP kit was purchased from BioLabo SAS® (Maizy, France)

### 121 *2.2. Characterization of crop management strategies in the apple orchards*

122 The study was carried out in the South-East of France, where 24% of French apple orchards are  
123 concentrated (Agreste, 2019). To describe the diversity of protection management strategies  
124 within the orchards, the following characteristics were identified and recorded: pesticide usage  
125 (including microbial and classical insecticides) and the use of alternative strategies (presence of  
126 nets, sexual confusion). According to these characteristics, nine apple orchards were chosen in a  
127 20 km circular region around Avignon (France) and were separated into three groups: organic,  
128 IPM and conventional orchards, with three orchards per group. Organic orchards were group one,  
129 where only “natural” pesticides are authorized. Those orchards were managed following organic  
130 production guidelines where no synthetic pesticides or fertilizers were used. The main pesticides  
131 used in organic apple production are copper and sulphur (fungicides), mineral oils as well as  
132 neem against aphids and Spinosad and microbial insecticides (granulovirus and *Bacillus*

133 *thuringiensis*) against codling moth, *Cydia pomonella* L. (Lepidoptera: Tortricidae). The second  
134 group included three orchards classified as IPM where in addition to the use of sexual confusion,  
135 chemical insecticides are applied sparingly according to damage thresholds; the third group was  
136 composed of three orchards considered as conventional exhibiting higher rates of insecticide  
137 applications than regular IPM. In those orchards sexual confusion against codling moths was not  
138 used.

139 For each orchard, treatment calendars were recorded and analyzed to compute the overall  
140 treatment frequency index (TFI) as the total number of pesticide treatments per hectare with  
141 commercial products, weighted by the ratio of the dose used to the recommended dose  
142 (Jørgensen, 1999). However, since organic farming uses different kinds of pesticides, the TFI  
143 was determined for insecticides depending on their composition, microbial and organic  
144 insecticides were pooled together and compared to synthetic ones.

$$\text{TFI} = \sum_{i=1}^n \frac{\text{AD}_i}{\text{HD}}$$

145 where  $n$  is the total number of insecticides applied in one year in an orchard,  $\text{AD}_i$  is the amount  
146 of each insecticide applied and HD is the recommended amount per hectare.

### 147 2.3. Earwig sampling and rearing

148 Male and female *F. auricularia* adults were sampled in October 2015 in the nine orchards using  
149 cardboard traps placed on apple tree trunks. Since the *F. auricularia* species is univoltine (Dib et  
150 al., 2017), adults were of roughly the same age. Organisms were either directly stored at  $-20^{\circ}\text{C}$   
151 until biochemical and morphometric measurements were carried out (20 for each sex), or reared  
152 in an outdoor laboratory, under shelter and submitted to natural photoperiod, temperature and  
153 humidity, with no pesticide exposure. Twenty females per orchard were used for earwig



154 breeding. All the individuals were fed *ad libitum*, regardless of the orchards group from which  
155 they were collected. Nymphs at the two last life-stages before reaching adulthood (N3 and N4),  
156 and adults (male and female) of the new generation (October 2016) were randomly chosen and  
157 withdrawn from the rearing. Ten earwigs per stage (N3, N4, female and male) were thus stored at  
158 -20°C for morphometric and reserve contents analysis.

#### 159 *2.4. Morphometric measurements*

160 Frozen earwig specimen were slightly thawed to avoid any change in morphometric parameters,  
161 and dried. Then, they were weighed individually using a XT0120A Precisa® electronic precision  
162 balance with an accuracy of 0.01 mg. All morphometric measurements were carried out using an  
163 eyepiece micrometer on a Nikon® binocular microscope. Measurements were first recorded as a  
164 unit of the micrometer scale to the nearest 1 mm and were converted into millimeters ( $\pm 0.001$   
165 mm). Each earwig was positioned carefully to avoid bias in measurement and to achieve the same  
166 plan of view. A single person carried out all measurements to avoid user bias. For adults (males  
167 and females) and nymphs, we measured the maximum width of the prothorax, inter-eye and  
168 telson and the length of the left femur of the third pair (Suchail et al., 2018). The growth of  
169 earwig nymphs was assessed through the increase in body weight, femur length and prothorax  
170 width by calculating the ratio between two successive life-stages (N4/N3 or adult/N4). Only  
171 males were used to calculate the ratio between adult life-stage and N4 to avoid errors due to the  
172 possible presence of premature eggs in the females.

173 Adults from apple orchards and from breeding were termed F0 or F1 earwigs, respectively.

#### 174 *2.5. Crude extract preparation and biochemical measurements*

175 After the morphometric assessment, the whole earwig body was homogenized on ice in 10%  
176 (w/v) low-salt buffer containing 10 mM Tris-HCL (pH 7.3) and 10 mM NaCl and centrifuged for

177 10 min at 3000 x g according to Suchail et al. (2018). The supernatant was used for further  
178 glycogen, lipid and protein measurements.

179 To determine glycogen content, the method based on enzymatic hydrolysis of glycogen by  
180 amyloglucosidase (EC 3.2.1.3) was used (Parrou and Francois, 1997). Solution trichloroacetic  
181 4% acid was added for deproteinization to 250  $\mu$ L, 70  $\mu$ L and 30  $\mu$ L of crude extract (v/v) for  
182 adults, N4 and N3, respectively. The solution was centrifuged at 3000 x g for 1 min at 4 °C. Two  
183 volumes of 95% ethanol were added to precipitate glycogen that was present in the supernatant.  
184 Glycogen was finally pelleted by centrifugation at 5000 x g for 5 min at 4 °C. Ethanol was  
185 removed and the pellet was dried for 2 h at room temperature. Once dried, the glycogen pellet  
186 was incubated for 2 h at 60 °C in 500  $\mu$ L (adults) or 100  $\mu$ L (nymphs) 0.2 M sodium acetate pH  
187 5.2 containing 7 IU (International Units) of amyloglucosidase. After incubation, the solution was  
188 cooled on ice and the amount of glucose generated from glycogen was determined in each sample  
189 using the Glucose GOD-PAP method adapted to a 96-well microplate format. The Solution  
190 mixture containing 250  $\mu$ L of Glucose GOD-POD and 25  $\mu$ L of sample, was left to stand for 20  
191 min at room temperature before glucose was detected by measuring the absorbance at 505 nm.  
192 The amount of glucose was calculated from a standard curve ( $A_{505} = f[\text{glucose}]$ ) containing pure  
193 glucose as a standard treated with the same conditions. Because the final values were included,  
194 the amount of glycogen was corrected for the glucose content in samples that were not incubated  
195 with amyloglucosidase.

196 Total lipids were determined according to Frings et al. (1972) adapted to a 96-well microplate  
197 format (Suchail et al., 2018). Concentrated sulfuric acid (298  $\mu$ L) was added to either 2  $\mu$ L of  
198 sample or 2  $\mu$ L of standard solution (olive oil). The solutions were homogenized and placed in  
199 water at 98 °C for 10 min and cooled on ice for 5 min. A 700  $\mu$ L of phospho-vanillin reagent was

200 added to each extract or lipid standard. After homogenization and incubation at 37 °C for 15 min,  
201 samples were cooled on ice and the absorbance was recorder at 540 nm.

202 The protein content was determined by the Lowry method modified according to Markwell et al.  
203 (1978), with bovine serum albumin as a standard.

204 The energy reserve values were directly derived from a standard curve prepared with known  
205 concentrations of glycogen, lipid or serum albumin. All assays were conducted in triplicate and  
206 the above components were express as milligrams per gram of earwig.

### 207 *2.6. Statistical analysis.*

208 All data analyses were carried out using Software; R version 3.4.3 and RStudio version 1.1.423  
209 (R Core Development Team, Vienna, Austria). The significance of all results was tested using  
210 permutation tests due to non-respect of normality and homoscedasticity. We used the ‘lmPerm’  
211 package (Wheeler and Torchiano, 2016) and the function aovp combined with the function  
212 pairwise.perm.t.test from RVAideMemoir package. “Fdr” adjusted p-values were used due to the  
213 risk of multiple comparisons. ANOVA were used to test the effects of sex and management  
214 strategy (organic, IPM and conventional).

## 215 **3. RESULTS**

### 216 *3.1. Pesticide applications*

217 Only organic and microbial insecticides were applied in organic orchards with a TFI of about 6.6  
218 compared to IPM (2) and conventional (1) orchards. Both IPM and conventional orchards used  
219 synthetic insecticides with an average TFI of 4.5 and 7.6, respectively. However, considering the  
220 total TFI, no significant differences were observed between management strategies (Figure 1).

### 221 *3.2. Forficula auricularia body weight*

222 No significant differences in the weight of adult males (p-value=0.965) or females (p-  
223 value=0.692) were observed among management strategies. However, regardless of the  
224 protection strategy factor, the earwig generation obtained after one year in laboratory conditions  
225 (F1) exhibited significant higher weights than the earwigs sampled in apple orchards (F0) (p-  
226 value<0.001; Figure 2). Whatever the orchard management or the generation of earwigs, females  
227 were significantly heavier (p-values<0.05) ( $49.9\pm 1.7$  mg (for F0) and  $61.8\pm 2.1$  mg (F1)) than  
228 males ( $46.7\pm 1.7$  mg (F0) and  $53.4\pm 1.5$  mg (F1)).

### 229 *3.3. Morphometric traits and growth*

230 Among the morphometric parameters measured, telson width was the only one that was  
231 significantly different between males and females (p-value<0,0001), either for earwigs sampled  
232 in orchards (F0) or for reared earwigs (F1). In both cases, males exhibited larger telson than  
233 females at about 37 % and 20 % for F0 and F1 adult's earwigs, respectively (Table 1). Orchards  
234 characteristics did not appear to affect telson width.

235 Femur length (and the width of prothorax, data not shown) was significantly different depending  
236 on the orchards groups from which earwigs were collected with lower values in conventional  
237 orchards (p-value<0.0001; Figure 3). No significant differences in these parameters were  
238 observed between the sexes in earwigs that were field sampled (p-values equivalent to 0.888,  
239 0.058 and 0.995 for organic, IPM and conventional orchards, respectively, for femur length as an  
240 example). However, F0 earwigs had significant longer femurs (p-value<0,05) when collected  
241 from organic ( $2.206\pm 0.135$  mm) or IPM orchards ( $2.270\pm 0.138$  mm), compared to earwigs  
242 caught in conventional orchards ( $2.104\pm 0.130$  mm) (Figure 3). In the progeny earwigs (F1), we  
243 observed a homogenization in the femur length and prothorax width data for almost all the adult  
244 earwigs. The exception was the femur length of F1 females whose parents were previously

245 sampled in conventional orchards, with these exhibiting a significantly smaller sized femur (p-  
246 value<0.0001, Table 2).

247 The management practices did not have an impact on earwig growth (Table 2). The mean ratio  
248 calculated between two successive life-stages for body weight was  $2.02\pm 0.76$  between N3 and  
249 N4, and  $2.62\pm 0.40$  between N4 and adults (Table 2). It is interesting to note that for all the  
250 earwigs, regardless of their origin, the growth of femur length and prothorax width obeyed  
251 Dyar's law with an average growth ratio of  $1.43\pm 0.07$  and  $1.33\pm 0.09$  from N3 to N4 respectively  
252 or  $1.23\pm 0.06$  and  $1.10\pm 0.06$  from N4 to adults, respectively.

### 253 *3.4. Energy reserves*

254 Energy reserves in the earwigs were found to depend on sex and management strategies. For the  
255 F0 earwigs, a higher lipid content was measured in females collected from organic orchards (p-  
256 values<0.0001). F0 females (IPM and conventional groups) and F0 male earwigs (all studied  
257 groups), contained the same amount of lipids (Figure 4A). Concerning glycogen contents, we  
258 observed a significant higher glycogen content for F0 females collected in conventional  
259 compared to organic and IPM orchards (p-value<0.05) 4C). Overall, males exhibited higher  
260 glycogen contents than females, with the highest significant value in those from organic orchards  
261 (p<0.0001) and the lowest in those from conventional orchards, which was also similar to  
262 females from conventional orchards (p-value=0.987; Figure 4C). No significant differences were  
263 observed for protein content (data not shown) with values close to 58 mg. g<sup>-1</sup> of earwig, for both  
264 F0 and F1. A slight, but non-significant, reduction in protein content was measured in males  
265 sampled in orchards compared to those reared in the lab (p-value=0.053; data not shown).

266 Except for protein content, it is noteworthy that energy reserves in all the earwigs reared under  
267 our breeding program (generation F1) were higher than in their parents. Glycogen was

268 approximately four times higher and lipids twice as high in F1 than F0 (4B, 4D). In addition, both  
269 glycogen and lipid contents reached similar levels in all F1 regardless of F0 provenance.

#### 270 **4. DISCUSSION**

271 In this study we aimed to highlight the potential benefit of an interruption in synthetic insecticide  
272 exposure on *F. auricularia* earwig parents as well as their progeny. Physiological, behavioral or  
273 morphological trade-offs occur in insects allowing them to adapt to environmental changes due to  
274 agricultural practices (pesticide usage and habitat loss). Such strategies are developed to  
275 minimize negative environmental effects but they are costly to the organism in terms of  
276 metabolic resources and energy demand (Calow, 1991). Because an organism's energy resources  
277 are generally limited, agricultural management practices can lead to additional metabolic costs  
278 and modify energy reserves and/or morphometric parameters (Congdon et al., 2001; Yasmin and  
279 D'Souza, 2010).

280 Firstly, our results showed that there were no significant differences in weight for earwigs  
281 sampled from the orchards under different management practices in late October. The main  
282 difference observed for fresh weight was sex determined with females always being heavier than  
283 males, either for F0 or later for F1 earwigs. Our previous study reported contrasting results for  
284 measurements on earwigs sampled in the same orchards in July. In that latter study, earwigs from  
285 organic orchards were the heaviest and females were lighter than males (Suchail et al., 2018).  
286 There are several explanations as to why time-specific and sex-specific differential responses  
287 could be observed. Firstly, earwigs are omnivores and can feed on several types of plant (leaves,  
288 flowers) and animal matter. Insecticides treatments stop at the end of August in apple orchards  
289 (Sauphanor et al., 2009), thus from then the earwigs could return to their normal foraging  
290 behavior. Increased food availability and consumption could have contributed to body weight

291 increases in earwigs from the conventional and IPM orchards which compensated for differences  
292 between management strategies. Secondly, the earwig life cycle and the sampling period (July in  
293 Suchail et al. (2018) versus October in the present study) could account for sex-specific  
294 differential responses. According to Albouy and Caussanel, (1990) and Sauphanor et al., (1993),  
295 female earwigs start their oogenesis in late summer/early autumn and most were pregnant in  
296 October. A visual check during dissection confirmed that most of the females from both  
297 generations investigated (F0 and F1) were full of pre-mature eggs in October. Females also cease  
298 feeding between egg laying and egg hatching (Kölliker, 2007; Meunier et al., 2012) and they  
299 continuously groom their eggs to prevent the growth of pathogenic fungi, a behavior crucial to  
300 reproductive success (Boos et al., 2014; Diehl and Meunier, 2018). Over the course of winter, we  
301 can assume that females need to accumulate resources to sustain themselves and ensure their  
302 maternal care. In contrast, males live for a shorter time than females with a lifespan of eight  
303 compared to 18 months, respectively (Ratz et al., 2016). They invest most of their energy into  
304 mating and die in late winter or early spring (Lamb and Wellington, 1975; Albouy and  
305 Caussanel, 1990; Dib et al., 2017). This differential life-history trait could account for the sex-  
306 specific responses we observed in earwigs' body weight as well as energy reserves (see below).

307 Interestingly, we observed that earwigs from IPM orchards displayed characteristics close to  
308 those of earwigs collected in organic orchards (regarding morphometric traits, and glycogen  
309 content), with the exception of lipid content in female earwigs. Earwigs sampled in conventional  
310 orchards had shorter femurs suggesting that a high historic level of insecticide exposure is needed  
311 to influence body shape of these organisms. These findings are consistent with a decrease in body  
312 size and elytron length seen for the carabidae, *Calathus fuscipes*, sampled in potato fields treated  
313 with the larvicide lambda-cyhalothrin (Giglio et al., 2017) and with previous analyses on earwigs

314 (Suchail et al., 2018). However, other studies failed to highlight changes in morphological size  
315 under insecticide exposure, as for *C. pipiens* mosquitoes (Taskin et al., 2016) as an example.  
316 Moreover, laboratory exposure to insecticides did not induce any morphometric variations in  
317 *Drosophila melanogaster* Meigen (Diptera: Drosophilidae) (Marcus and Fiumera, 2016). These  
318 latter results, together with ours, point out the absence of a relationship between single insecticide  
319 exposure and insect morphometric traits. They also revealed that even if pesticides are mostly  
320 sprayed during periods when insects are developing, high levels of repeated pesticide exposure  
321 (such as those found in conventional orchards) are needed to shape morphological traits in adults.  
322 It is noteworthy that we did not observe a legacy effect on second-generation earwigs since  
323 values for morphometric traits measured in F1 earwigs did not differ according to the insecticide  
324 exposure history of their parents. The absence of pesticide exposure and the unlimiting food  
325 provided during earwig breeding allowed them to reach about the same body size. These findings  
326 are in agreement with previous studies of the effect of exposure to Spinosad at the adult stage on  
327 the body size of offspring, in the yellow dung fly *Scathophaga stercoraria* L. (Diptera:  
328 Scathophagidae) (Mahdjoub et al., 2020). Another interesting point is a weak but significant  
329 decrease in telson width for F1 males compared to F0 males. This could be explained by captivity  
330 which provided a less hostile environment compared to the realistic environment conditions in  
331 orchards. The telson shape is generally related to forceps shape (Albouy and Caussanel, 1990). It  
332 is well known that male forceps are used as weapons in male contests for accessing to females,  
333 which also choose males based of their forceps length (Rantala et al., 2007). Telson structure  
334 plays thus an important role in impact-resistance during contest, and such multifunctional  
335 structures of sexual ornaments can limit the development of other morphological traits (Elmen,  
336 2001). We overall questioned whether the observed effects on the offspring are due to captivity



337 and/or rearing conditions rather than the exposure history of their parents. Previous results  
338 pointed out that the development of macrolabic males (large earwigs with longer forceps) was not  
339 fully related to a favorable diet or rearing density (Tomkins, 1999). To disentangle which  
340 parameters are having the most impact on morphometric traits further experiments are needed  
341 with varying rearing conditions, diets, pesticide exposure and safety in captivity.

342 Energy reserves give an insight into rapid physiological responses. When *F. auricularia* were  
343 collected in July, both glycogen and lipid contents were lower in the earwigs from IPM apple  
344 orchards than from organic orchards (Suchail et al., 2018). According to the treatment calendars,  
345 July is the peak of pesticide usage as they are applied from late March to late August (Sauphanor  
346 et al., 2009; Marliac et al., 2015). At this time, earwigs have to cope with pesticide exposure to  
347 survive. As a result, *F. auricularia* collected in conventional orchards, were shown to exhibit  
348 tolerance to chlorpyrifos-ethyl with higher constitutive enzymes activities involved in  
349 detoxication mechanisms such as Glutathione-S-transferases and carboxylesterases compared to  
350 earwigs from organic orchards (Le Navenant et al., 2019). These latter results highlight the ability  
351 of earwigs to develop physiological and biochemical modifications to adapt to high levels of  
352 pesticide exposure, which could be costly for the organisms.

353 The first interesting point observed in F0 earwigs collected in late October (i.e. two months after  
354 the last pesticide application) lies in the sex-specific energetic contents, which could be attributed  
355 to differential lifespans depending on sex, as specified above. The absence of significant  
356 differences in males either for lipid or glycogen contents contrasted with the lower lipid content  
357 observed in females sampled in conventional and IPM orchards. Females also contained more  
358 glycogen in conventional compared to other orchards. If we assume that females are able to  
359 quickly accumulate glycogen reserves to prepare their clutch (up to October), it appears that they

360 could not make up the gap in lipid content. However, when a surplus of carbohydrates is  
361 available, pyruvate generated through glycolysis could be used to produce acetyl coenzyme A  
362 (acetyl-CoA), a central intermediate for lipid metabolism (Wakil, 1961). Then, because lipid  
363 content was very low in females, we cannot exclude the possibility that lipids were burned at a  
364 faster rate than at which they were produced, resulting in stable lipid loss. In honey bees,  
365 mechanisms of stable lipid loss are known to depend either on behavioral maturation and novel  
366 regulatory processes (Ament et al., 2011) or on *Nosema ceranae* infection (Li et al., 2018).  
367 However, little is known about the molecular mechanisms involved in rapid body mass changes  
368 in insects. Establishing whether our observations were due to stable lipid loss or an absence of  
369 lipogenesis will need further analysis. For example, in the parasitic wasp, the incorporation of  
370 radioactively marked glucose into lipids showed that lipogenesis did not occur at a sufficient  
371 level to increase lipid reserves and compensate for lipid use (Giron and Casas, 2003).  
372 To conclude, our results demonstrate that energy reserves, body weight and morphological  
373 parameters can be used to detect the effects of environmental stress in the European earwig, *F.*  
374 *auricularia*. They suggest that a relaxed period without pesticide exposure allows females to  
375 recover energy reserves to ensure reproduction and maternal care from egg-laying to the  
376 emergence of juveniles. Females appear to quickly adapt their energetic flow, from  
377 maintenance/tolerance to reproduction. We confirmed previous results concerning lower values  
378 for some morphometric traits of F0 earwigs collected in highly treated orchards compared to  
379 those collected in organic orchards. However, due to the rearing conditions (food given ad  
380 libitum), all the F1 earwigs exhibited higher body weights and energy reserve contents than their  
381 parents. In addition, all parameters in the F1 earwigs finally reached the same levels regardless of  
382 the historic provenance of their parents. In the future, metabolic pathways and specific enzymes  
383 involved in lipogenesis and glycogenesis, should be investigated to better understand the

384 physiological and biochemical responses induced by pest management strategies on *Forficula*  
385 species and other important natural enemies. These findings open new research paths to explore  
386 the impact of management strategies on fecundity, maternal care and the success of egg hatching  
387 and nymph survival. They also pointed out the high variability of practices within IPM strategy  
388 and thus when possible TFI should be provided if we want to take this variability into account.

## 389 **5. ACKNOWLEDGMENTS**

390 The authors warmly thanked Chloé Malik, Barnabé Viala and Agathe Jobe for their useful  
391 technical assistance, Leigh Gebbie for English correction, and the Rovaltain Foundation for its  
392 financial support to the I-ResPect project. The authors also wish to thank Hazem Dib for valuable  
393 discussion and comments. Adrien Le Navenant is very grateful to the Federative Research  
394 Structure Tersys for his doctoral fellowship.

## 395 **6. REFERENCES**

- 396 Agreste, 2019. Surfaces et production de fruits pour la France métropolitaine - Régions  
397 définitions 2016 - Disar-Saiku [WWW Document]. URL [https://stats.agriculture.gouv.fr/disar-](https://stats.agriculture.gouv.fr/disar-saiku/?plugin=true&query=query/open/D_0043#query/open/D_0043)  
398 [saiku/?plugin=true&query=query/open/D\\_0043#query/open/D\\_0043](https://stats.agriculture.gouv.fr/disar-saiku/?plugin=true&query=query/open/D_0043#query/open/D_0043) (accessed 4.16.19).
- 399 Albouy, V., Caussanel, C. 1990. Dermaptères ou Perce-oreilles. Fédération française des sociétés  
400 de sciences naturelles.
- 401 Ament, S.A., Chan, Q.W., Wheeler, M.M., Nixon, S.E., Johnson, S.P., Rodriguez-Zas, S.L.,  
402 Foster, L.J., Robinson, G.E. 2011. Mechanisms of stable lipid loss in a social insect. *Journal of*  
403 *Experimental Biology* 214, 3808–3821.
- 404 Anand, A.N., Lorenz, M.W. 2008. Age-dependent changes of fat body stores and the regulation  
405 of fat body lipid synthesis and mobilisation by adipokinetic hormone in the last larval instar of  
406 the cricket, *Gryllus bimaculatus*. *Journal of Insect Physiology* 54, 1404–1412.

407 Arrese, E.L., Soulages, J.L. 2010. Insect Fat Body: Energy, Metabolism, and Regulation. Annual  
408 Review of Entomology 55, 207–225.

409 Barzman, M., Bàrberi, P., Birch, A.N.E., Boonekamp, P., Dachbrodt-Saaydeh, S., Graf, B.,  
410 Hommel, B., Jensen, J.E., Kiss, J., Kudsk, P., Lamichhane, J.R., Messéan, A., Moonen, A.C.,  
411 Ratnadass, A., Ricci, P., Sarah, J.L., Sattin, M. 2015. Eight principles of integrated pest  
412 management. Agronomy for Sustainable Development 35: 1199-1215. DOI 10.1007/s13593-  
413 015-0327-9

414 Beers, E.H., Mills, N.J., Shearer, P.W., Horton, D.R., Milickzy, E.R., Amarasekare, K.G.,  
415 Gontijo, L.M. 2016. Nontarget effects of orchard pesticides on natural enemies: Lessons from  
416 the field and laboratory. Biological Control, Enhancing biological control in western orchards:  
417 a five-year project 102, 44–52.

418 Berticat, C., Boquien, G., Raymond, M., Chevillon, C. 2002. Insecticide resistance genes induce  
419 a mating competition cost in *Culex pipiens* mosquitoes. Genetics Research 79, 41–47.

420 Berticat, C., Duron, O., Heyse, D., Raymond, M. 2004. Insecticide resistance genes confer a  
421 predation cost on mosquitoes, *Culex pipiens*. Genetics Research 83, 189–196.

422 Berticat, C., Bonnet, J., Duchon, S., Agnew, P., Weill, M., Corbel, V. 2008. Costs and benefits of  
423 multiple resistance to insecticides for *Culex quinquefasciatus* mosquitoes. BMC Evolutionary  
424 Biology 8, 104. <https://doi.org/10.1186/1471-2148-8-104>

425 Biondi, A., Zappalà, L., Stark, J.D., Desneux, N. 2013. Do biopesticides affect the demographic  
426 traits of a parasitoid wasp and its biocontrol services through sublethal effects? PLoS ONE  
427 8(9): e76548. doi:10.1371/journal.pone.0076548.

428 Boos, S., Meunier, J., Pichon, S., Kölliker, M. 2014. Maternal care provides antifungal protection  
429 to eggs in the European earwig. Behav. Ecol. 25, 754–761.  
430 <https://doi.org/10.1093/beheco/aru046>

431 Caffi, T., Helsen, H.H.M., Rossi, V., Holb, I.J., Strassemeyer, J., Buurma, J.S., Capowiez, Y.,  
432 Simon, S., Alaphilippe, A. 2017. Multicriteria evaluation of innovative IPM systems in pome  
433 fruit in Europe. *Crop Protection* 97: 101-108. DOI [10.1016/j.cropro.2016.12.009](https://doi.org/10.1016/j.cropro.2016.12.009)

434 Calow, P. 1991. Physiological costs of combating chemical toxicants: Ecological implications.  
435 *Comparative Biochemistry and Physiology Part C: Comparative Pharmacology* 100, 3–6.

436 Chowanski, S., Lubawy, J., Spochacz, M., Ewelina, P., Grzegorz, S., Rosinski, G., Slocinska, M.  
437 2015. Cold induced changes in lipid, protein and carbohydrate levels in the tropical insect  
438 *Gromphadorhina coquereliana*. *Comparative Biochemistry and Physiology Part A: Molecular*  
439 *& Integrative Physiology* 183, 57–63.

440 Congdon, J.D., Dunham, A.E., Hopkins, W.A., Rowe, C.L., Hinton, T.G. 2001. Resource  
441 allocation-based life histories: A conceptual basis for studies of ecological toxicology.  
442 *Environmental Toxicology and Chemistry* 20, 1698–1703.

443 Da Silva, J.J., Mendes, J., Lomônaco, C. 2004. Developmental stress by diflubenzuron in  
444 *Haematobia irritans* (L.)(Diptera: Muscidae). *Neotropical Entomology* 33, 249–253.

445 Dib, H., Sauphanor, B., Capowiez, Y. 2010. Effect of codling moth exclusion nets on the rosy  
446 apple aphid, *Dysaphis plantaginea*, and its control by natural enemies. *Crop Protection* 29,  
447 1502–1513.

448 Dib, H., Jamont, M., Sauphanor, B., Capowiez, Y. 2011. Predation potency and intraguild  
449 interactions between generalist (*Forficula auricularia*) and specialist (*Episyrphus balteatus*)  
450 predators of the rosy apple aphid (*Dysaphis plantaginea*). *Biological Control* 59, 90–97.

451 Dib, H., Sauphanor, B., Capowiez, Y. 2017. Report on the life history traits of the generalist  
452 predator *Forficula auricularia* (Dermaptera: Forficulidae) in organic apple orchards in  
453 southeastern France. *The Canadian Entomologist*, 149, 56–72.

454 Diehl, J.M., Meunier, J. 2018. Surrounding pathogens shape maternal egg care but not egg  
455 production in the European earwig. *Behav. Ecol.* 29, 128–136.  
456 <https://doi.org/10.1093/beheco/arx140>

457 Dumont, A.M., Gaselin, P., Baret, P.V. 2020. Transitions in agriculture: three frameworks  
458 highlighting coexistence between a new agroecological configuration and an old, organic and  
459 conventional configuration of vegetable production in Wallonia (Belgium). *Geoforum* 108:98-  
460 109. doi.org/10.1016/j.geoforum.2019.11.018

461 Elmen, D.J. 2001. Costs and the diversification of exaggerated animal structures. *Science*  
462 5508:1534-1536.

463 Ffrench-Constant, R.H., Vickerman, G.P. 1985. Soil contact toxicity of insecticides to the  
464 european earwig *Forficula auricularia* [Dermaptera]. *Entomophaga* 30: 271–278.

465 Foster, S.P., Devine, G.J., Devonshire, A.L. 2017. Insecticide resistance, in: Van Emden, H.F.,  
466 Harrington, R. (Eds.), *Aphids as Crop Pests*, 2nd Edition (Chapter 19). CABI International,  
467 Wallingford, Oxon (CABI), pp. 426–447.

468 Frings, C.S., Fendley, T.W., Dunn, R.T., Queen, C.A. 1972. Improved Determination of Total  
469 Serum Lipids by the Sulfo-Phospho-Vanillin Reaction. *Clinical Chemistry* 18, 673–674.

470 Giglio, A., Cavaliere, F., Giulianini, P.G., Mazzei, A., Talarico, F., Vommaro, M.L., Brandmayr,  
471 P. 2017. Impact of agrochemicals on non-target species: *Calathus fuscipes* Goeze 1777  
472 (Coleoptera: Carabidae) as model. *Ecotoxicology and Environmental Safety* 142, 522–529.

473 Giron, D., Casas, J. 2003. Lipogenesis in an adult parasitic wasp. *Journal of Insect Physiology*  
474 49, 141–147.

475 Gorbach, S.L. 2001. Antimicrobial use in animal feed—time to stop. *New England Journal of*  
476 *Medicine* 345: 1202-1203.

477 Jones, V.P., Mills, N.J., Brunner, J.F., Horton, D.R., Beers, E.H., Unruh, T.R., Shearer, P.W.,  
478 Goldberger, J.R., Castagnoli, S., Lehrer, N., Milickzy, E., Steffan, S.A., Amarasekare, K.G.,  
479 Chambers, U., Gadino, A.N., Gallardo, R.K., Jones, W.E. 2016. From planning to execution to  
480 the future: An overview of a concerted effort to enhance biological control in apple, pear, and  
481 walnut orchards in the western U.S. *Biological Control*, Enhancing biological control in  
482 western orchards: a five-year project 102, 1–6.

483 Jørgensen, L.N. 1999. Denmark's action plan for pesticides - status and role of research. *Nordisk*  
484 *Jordbruksforskning* 81, 197–203.

485 Kliot, A., Ghanim, M. 2012. Fitness costs associated with insecticide resistance. *Pest*  
486 *Management Science* 68, 1431–1437.

487 Köhler, H.-R., Triebkorn, R. 2013. Wildlife Ecotoxicology of Pesticides: Can We Track Effects  
488 to the Population Level and Beyond? *Science* 341, 759–765.

489 Kölliker, M. 2007. Benefits and costs of earwig (*Forficula auricularia*) family life. *Behav. Ecol.*  
490 *Soc.* 61, 1489–1497. <https://doi.org/10.1007/s00265-007-0381-7>

491 Lamb, R.J. and Wellington, W.G. 1975. Life history and population characteristics of the  
492 European earwig *Forficula auricularia* (Dermaptera: Forficulidae), at Vancouver British  
493 Columbia. *The Canadian Entomologist*, 107: 819–824.

494 Le Navenant, A., Siegwart, M., Maugin, S., Capowiez, Y., Rault, M. 2019. Metabolic  
495 mechanisms and acetylcholinesterase sensitivity involved in tolerance to chlorpyrifos-ethyl in  
496 the earwig *Forficula auricularia*. *Chemosphere* 227, 416–424.

497 Li, W., Chen, Y., Cook, S.C. 2018. Chronic *Nosema ceranae* infection inflicts comprehensive and  
498 persistent immunosuppression and accelerated lipid loss in host *Apis mellifera* honey bees.  
499 *International Journal for Parasitology* 48, 433–444.

500 Mace, G.M., Norris, K., Fitter, A.H. 2012. Biodiversity and ecosystem services: a multilayered  
501 relationship. *Trends in Ecology & Evolution* 27, 19–26.

502 Mahdjoub, H., Blanckenhorn, W.U., Lüpold, S., Roy, J., Gourgoulianni, N., Khelifa, R. 2020.  
503 Fitness consequences of the combined effects of veterinary and agricultural pesticides on a  
504 non-target insect. *Chemosphere* 250: 126271.  
505 <https://doi.org/10.1016/j.chemosphere.2020.126271>

506 Malagnoux, L., Marliac, G., Simon, S., Rault, M., Capowiez, Y. 2015a. Management strategies in  
507 apple orchards influence earwig community. *Chemosphere* 124, 156–162.

508 Malagnoux, L., Capowiez, Y., Rault, M. 2015b. Impact of insecticide exposure on the predation  
509 activity of the European earwig *Forficula auricularia*. *Environ Sci Pollut Res* 22, 14116–  
510 14126.

511 Marcus, S.R., Fiumera, A.C. 2016. Atrazine exposure affects longevity, development time and  
512 body size in *Drosophila melanogaster*. *J. Insect. Physiol.* 91-92: 18-25. doi:  
513 10.1016/j.jinsphys.2016.06.006.

514 Markwell, M.A.K., Haas, S.M., Bieber, L.L., Tolbert, N.E. 1978. A modification of the Lowry  
515 procedure to simplify protein determination in membrane and lipoprotein samples. *Analytical*  
516 *Biochemistry* 87, 206–210.

517 Marliac, G., Penvern, S., Barbier, J.-M., Lescouret, F., Capowiez, Y. 2015. Impact of crop  
518 protection strategies on natural enemies in organic apple production. *Agron. Sustain. Dev.* 35,  
519 803–813.

520 Mazzia, C., Pasquet, A., Caro, G., Thénard, J., Cornic, J.-F., Hedde, M., Capowiez, Y. 2015. The  
521 impact of management strategies in apple orchards on the structural and functional diversity of  
522 epigeal spiders. *Ecotoxicology* 24, 616–625.



523 Meunier, J., Wong, J.W.Y., Gómez, Y., Kuttler, S., Röllin, L., Stucki, D., Kölliker, M. 2012. One  
524 clutch or two clutches? Fitness correlates of coexisting alternative female life-histories in the  
525 European earwig. *Evol. Ecol.* 26, 669–682. doi:10.1007/s10682-011-9510-x.

526 Moerkens, R., Leirs, H., Peusens, G., Beliën, T., Gobin, B. 2012. Natural and human causes of  
527 earwig mortality during winter: temperature, parasitoids and soil tillage: Earwig mortality  
528 during winter. *Journal of Applied Entomology* 136, 490–500.

529 Musolin, D.L. 2007. Insects in a warmer world: ecological, physiological and life- history  
530 responses of true bugs (Heteroptera) to climate change. *Global Change Biology* 13, 1565–  
531 1585.

532 Öckinger, E., Schweiger, O., Crist, T.O., Debinski, D.M., Krauss, J., Kuussaari, M., Petersen,  
533 J.D., Pöyry, J., Settele, J., Summerville, K.S. 2010. Life- history traits predict species  
534 responses to habitat area and isolation: a cross- continental synthesis. *Ecology letters* 13, 969–  
535 979.

536 Orpet, R.J., Goldberger, J.R., Crowder, D.W., Jones, V.P. 2019. Field evidence and grower  
537 perceptions on the roles of an omnivore, European earwig, in apple orchards. *Biological*  
538 *Control* 132, 189–198.

539 Parrou, J.L., François, J. 1997. A Simplified Procedure for a Rapid and Reliable Assay of both  
540 Glycogen and Trehalose in Whole Yeast Cells. *Analytical Biochemistry* 248, 186–188.

541 Rantala, M.J., Roff, D.A., Rantala, L.M. 2007. Forceps size and immune function in the earwig  
542 *Forficula auricularia* L. *Biological Journal of the Linnean Society* 90: 509-516.

543 Ratz, T., Kramer, J., Veuille, M., Meunier, J. 2016. The population determines whether and how  
544 life-history traits vary between reproductive events in an insect with maternal care. *Oecologia*  
545 182, 443–452. doi:10.1007/s00442-016-3685-3.

546 Ribeiro, P.F., Johnson, B.K., Crow, M.L., Arsoy, A., Liu, Y. 2001. Energy storage systems for  
547 advanced power applications. *Proceedings of the IEEE* 89, 1744–1756.

548 Rivero, A., Magaud, A., Nicot, A., Vézilier, J. 2011. Energetic Cost of Insecticide Resistance in  
549 *Culex pipiens* Mosquitoes. *Journal of Medical Entomology* 48, 694–700.

550 Sauphanor, B., Chabrol, L., d’Arcier, F.F., Sureau, F., Lenfant, C. 1993. Side effects of  
551 diflubenzuron on a pear psylla predator: *Forficula auricularia*. *Entomophaga* 38, 163–174.

552 Sauphanor, Simon, S., Boisneau, C., Capowiez, Y., Rieux, R., Bouvier, J.-C., Defrance, H.,  
553 Picard, C., Toubon, J.-F. 2009. Protection phytosanitaire et biodiversité en agriculture  
554 biologique. Le cas des vergers de pommiers. *Innovations agronomiques* 4, 217–228.

555 Sharley, D.J., Hoffmann, A.A., Thomson, L.J. 2008. The effects of soil tillage on beneficial  
556 invertebrates within the vineyard. *Agricultural and Forest Entomology* 10, 233–243.

557 Suchail, S., Le Navenant, A., Capowiez, Y., Thiéry, A., Rault, M. 2018. An exploratory study of  
558 energy reserves and biometry as potential tools for assessing the effects of pest management  
559 strategies on the earwig, *Forficula auricularia* L. *Environmental Science and Pollution*  
560 *Research* 25, 22766–22774.

561 Taskin, B.G., Dogaroglu, T., Kilic, S., Dogac, E., Taskin, V. 2016. Seasonal dynamics of  
562 insecticide resistance, multiple resistance, and morphometric variation in field populations of  
563 *Culex pipiens*. *Pesticide Biochemistry and Physiology* 129: 14-27.

564 Tilman, D., Cassman, K.G., Matson, P.A., Naylor, R., Polasky, S. 2002. Agricultural  
565 sustainability and intensive production practices. *Nature* 418, 671–677.

566 Tomkins, J.L. 1999. Environmental and genetic determinants of the male forceps length  
567 dimorphism in the European earwig *Forficula auricularia* L. *Behavioral Ecology and*  
568 *Sociobiology* 47(1):1-8. DOI:[10.1007/s002650050643](https://doi.org/10.1007/s002650050643)

569 Van der Horst, D.J. 2003. Insect adipokinetic hormones: release and integration of flight energy  
570 metabolism. *Comparative Biochemistry and Physiology Part B: Biochemistry and Molecular*  
571 *Biology* 136, 217–226.

572 Wakil, S.J. 1961. Mechanism of fatty acid synthesis. *J. Lipid Res.* 2, 1–24.

573 Wheeler, B., Torchiano, M. 2016. Package `lmPerm`. <https://github.com/mtorchiano/lmPerm>

574 Yasmin, S., D’Souza, D. 2010. Effects of Pesticides on the Growth and Reproduction of  
575 Earthworm: A Review. *Applied and Environmental Soil Science*. Article ID 678360, 9 pages  
576 doi:10.1155/2010/678360

577

578

579 **TABLES**

580

581

582 Table 1: Telson width (mm) (mean  $\pm$  standard deviation) depending on sex, generation (parents  
583 sampled from orchards (F0) and their progeny resulting from laboratory rearing (F1) and  
584 management strategy in apple orchards. Significant differences between generation and sex are  
585 indicated by different letters (p-value<0.0001).

		Organic	IPM	Conventional	Mean
F0	Male	2.743 $\pm$ 0.261 <sup>a</sup>	2.787 $\pm$ 0.218 <sup>a</sup>	2.749 $\pm$ 0.229 <sup>a</sup>	2.762 $\pm$ 0.236 <sup>a</sup>
	Female	2.003 $\pm$ 0.130 <sup>c</sup>	2.046 $\pm$ 0.129 <sup>c</sup>	1.991 $\pm$ 0.112 <sup>c</sup>	2.018 $\pm$ 0.126 <sup>c</sup>
F1	Male	2.337 $\pm$ 0.149 <sup>b</sup>	2.434 $\pm$ 0.208 <sup>b</sup>	2.475 $\pm$ 0.162 <sup>b</sup>	2.421 $\pm$ 0.127 <sup>b</sup>
	Female	2.042 $\pm$ 0.093 <sup>c</sup>	2.028 $\pm$ 0.120 <sup>c</sup>	1.962 $\pm$ 0.156 <sup>c</sup>	2.013 $\pm$ 0.184 <sup>c</sup>

586

587

588

589

590

591

592 Table 2: Femur length, prothorax width and ratio calculated between two successive instars for body  
 593 weight, femur length and prothorax width in the European earwigs, *Forficula auricularia* resulted from  
 594 laboratory rearing (F1). The ratio adult/N4 was calculated using the weight and size of the adult males to  
 595 avoid errors due to the presence of premature eggs in the females. No significant differences were  
 596 observed in adults depending on sex and/or management strategy, excepted for femur length (\*\*\*) stands  
 597 for p-value < 0.0001).

598  
 599

Management strategy		Organic	IPM	Conventional	Mean ± sd
Body weight	N4/N3	1.81 ± 0.64	2.21 ± 0.83	1.96 ± 0.69	2.02 ± 0.76
	F1 Adult/N4	3.08 ± 0.47	2.65 ± 0.44	2.23 ± 0.30	2.62 ± 0.40
Femur length	N4/N3	1.44 ± 0.08	1.45 ± 0.07	1.39 ± 0.06	1.43 ± 0.07
	F1 Adult/N4	1.22 ± 0.07	1.23 ± 0.06	1.23 ± 0.03	1.23 ± 0.06
	F1 Male (mm)	2.115 ± 0.117	2.165 ± 0.104	2.134 ± 0.059	2.142 ± 0.098
	F1 Female (mm)	2.152 ± 0.155	2.170 ± 0.090	1.993 ± 0.140***	-
Prothorax width	N4/N3	1.32 ± 0.10	1.35 ± 0.10	1.32 ± 0.07	1.33 ± 0,09
	F1 Adult/N4	1.12 ± 0.06	1.11 ± 0.06	1.08 ± 0.06	1.10 ± 0,06
	F1 Adult (mm)	1.736 ± 0.094	1.768 ± 0.088	1.741 ± 0.095	1.751 ± 0.092

600  
 601  
 602

603 **FIGURE LEGENDS**

604  
605 Figure 1: Treatment Frequency Index. Mean  $\pm$  standard deviation of the Treatment Frequency  
606 Index (TFI) for the synthetic and organic insecticides applied during the year 2015 in the studied  
607 orchards, according to their management strategy.

608  
609 Figure 2: *F. auricularia* body weight (g) depending on sex and generation (parents sampled from  
610 orchards (F0) and their progeny resulting from laboratory rearing (F1). Tukey box plots indicate  
611 the median, the 25th and 75th percentiles (box edges), the range (whiskers) and outliers (black  
612 dots). Significant differences are indicated by different letters (p-value<0.001).

613  
614 Figure 3: Femur length of adult European earwigs (F0) sampled from orchards of different  
615 management strategies (O: Organic. I: IPM and C: Conventional). Tukey box plots indicate the  
616 median, the 25th and 75th percentiles (box edges), the range (whiskers) and outliers (black dots).  
617 Significant differences are indicated by different letters (p-value < 0.05).

618  
619 Figure 4: Energy reserves for F0 earwigs collected in orchards (A) Lipid; (C) Glycogen; and for  
620 F1 earwigs reared in a breeding program for 1-year (B) Lipid; (D) Glycogen. Tukey box plots  
621 indicate the median, the 25th and 75th percentiles (box edges), the range (whiskers) and outliers  
622 (black dots). Different letters indicate significant differences (p-value < 0.05).

623

624

625

626  
627  
628  
629  
630  
631  
632  
633  
634  
635  
636  
637  
638  
639  
640  
641  
642  
643  
644  
645  
646  
647  
648  
649  
650  
651

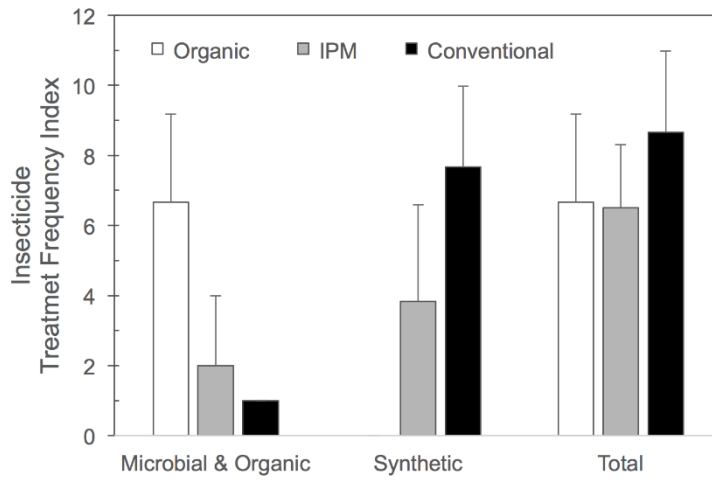


Figure 1

652  
653  
654  
655  
656  
657  
658  
659  
660  
661  
662  
663  
664  
665  
666  
667  
668  
669  
670  
671  
672

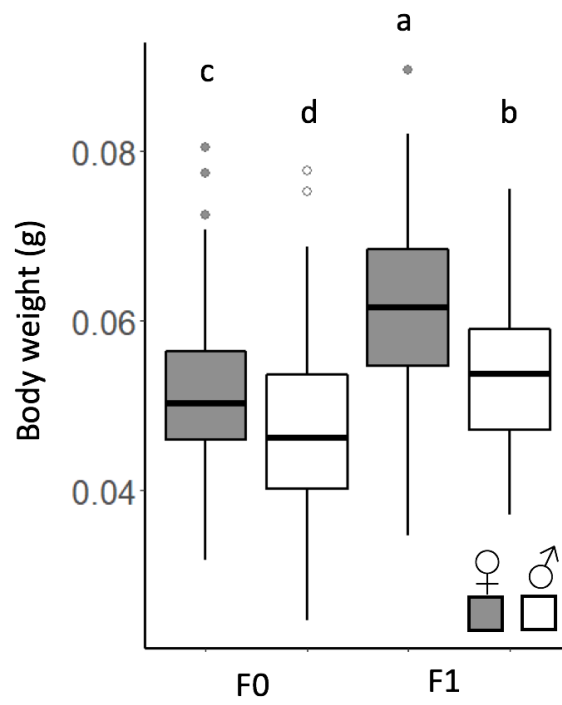


Figure 2



673  
674  
675  
676  
677  
678  
679  
680  
681  
682  
683  
684  
685  
686  
687  
688  
689  
690  
691  
692  
693

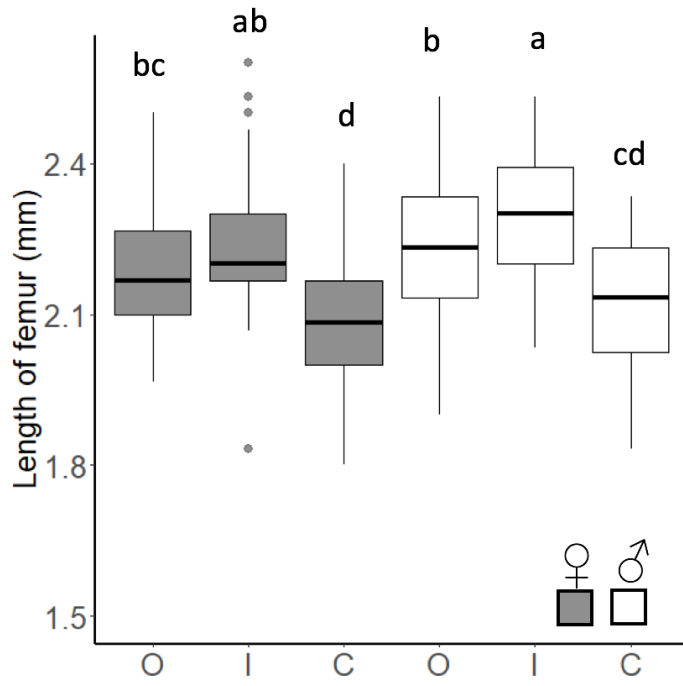


Figure 3

694  
 695  
 696  
 697  
 698  
 699  
 700  
 701  
 702  
 703  
 704  
 705  
 706  
 707  
 708  
 709  
 710  
 711  
 712  
 713  
 714  
 715  
 716  
 717  
 718  
 719  
 720  
 721  
 722

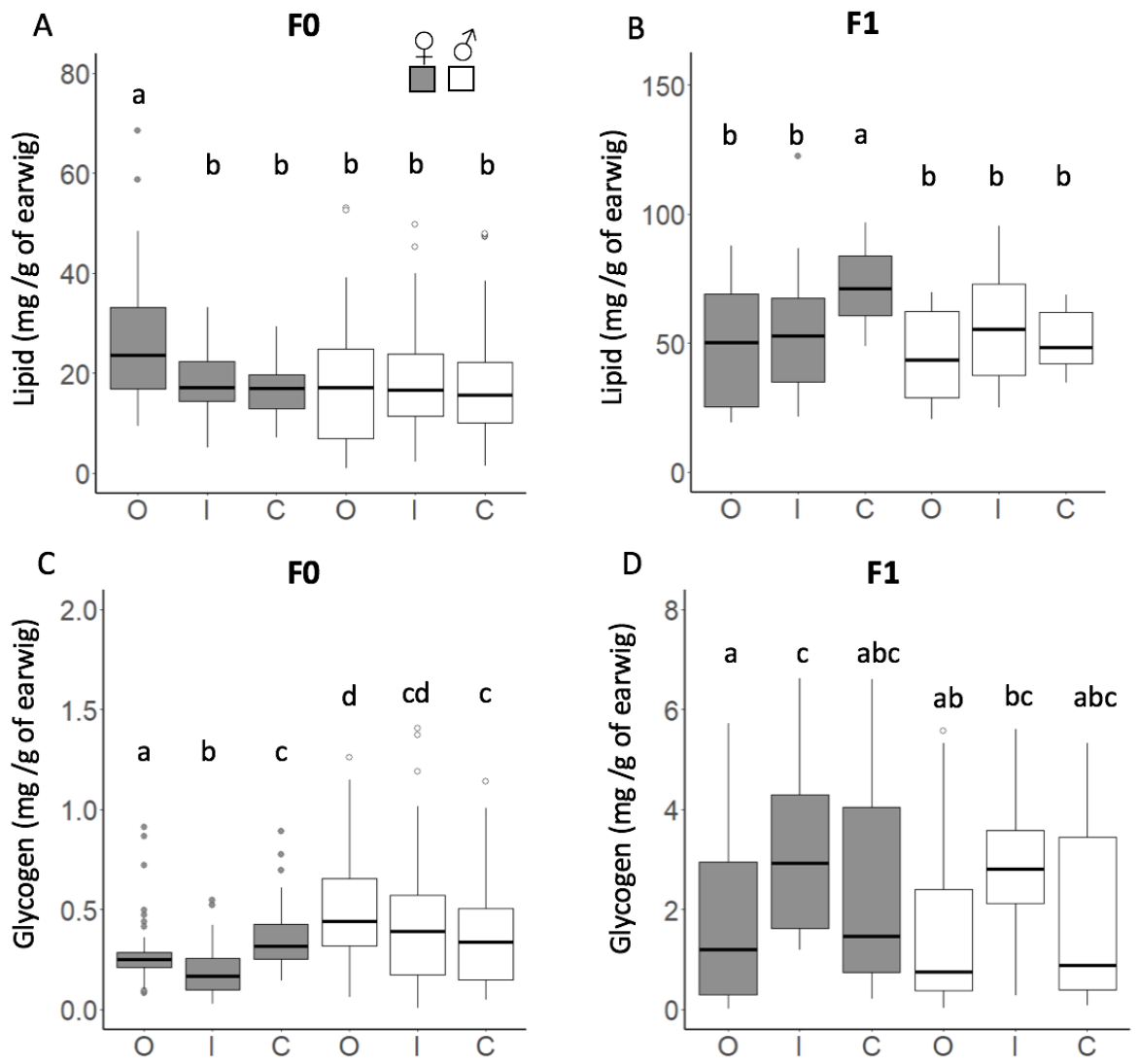


Figure 4

**Declaration of interests**

The authors declare that they have no known competing financial interests or personal relationships that could have appeared to influence the work reported in this paper.

The authors declare the following financial interests/personal relationships which may be considered as potential competing interests: