



HAL
open science

Development of an HILIC-ESI-MS method for lanthanide speciation in nuclear fuel treatment processes

E. Blanchard, Carole Bresson, Anthony Nonell, Benoît Martelat, Frédéric Chartier

► To cite this version:

E. Blanchard, Carole Bresson, Anthony Nonell, Benoît Martelat, Frédéric Chartier. Development of an HILIC-ESI-MS method for lanthanide speciation in nuclear fuel treatment processes. Congrès EWCPS 2017, Feb 2017, Sankt Anton, Austria. hal-03204936

HAL Id: hal-03204936

<https://hal.science/hal-03204936>

Submitted on 21 Apr 2021

HAL is a multi-disciplinary open access archive for the deposit and dissemination of scientific research documents, whether they are published or not. The documents may come from teaching and research institutions in France or abroad, or from public or private research centers.

L'archive ouverte pluridisciplinaire **HAL**, est destinée au dépôt et à la diffusion de documents scientifiques de niveau recherche, publiés ou non, émanant des établissements d'enseignement et de recherche français ou étrangers, des laboratoires publics ou privés.

Evelyne BLANCHARD^{1,2*}, Carole BRESSON¹, Anthony NONELL¹, Benoit MARTELAT^{1,2}, Frédéric CHARTIER³

¹ CEA Saclay, DEN, DANS, DPC, SEARS, LANIE, Université Paris-Saclay, F-91191 Gif-sur-Yvette, France;

² Sorbonne Univ, UPMC, F-75005 Paris, France;

³ CEA Saclay, DEN, DANS, DPC, Université Paris-Saclay, F-91191 Gif-sur-Yvette, France

*evelyne.blanchard@cea.fr

EWPCS 2017

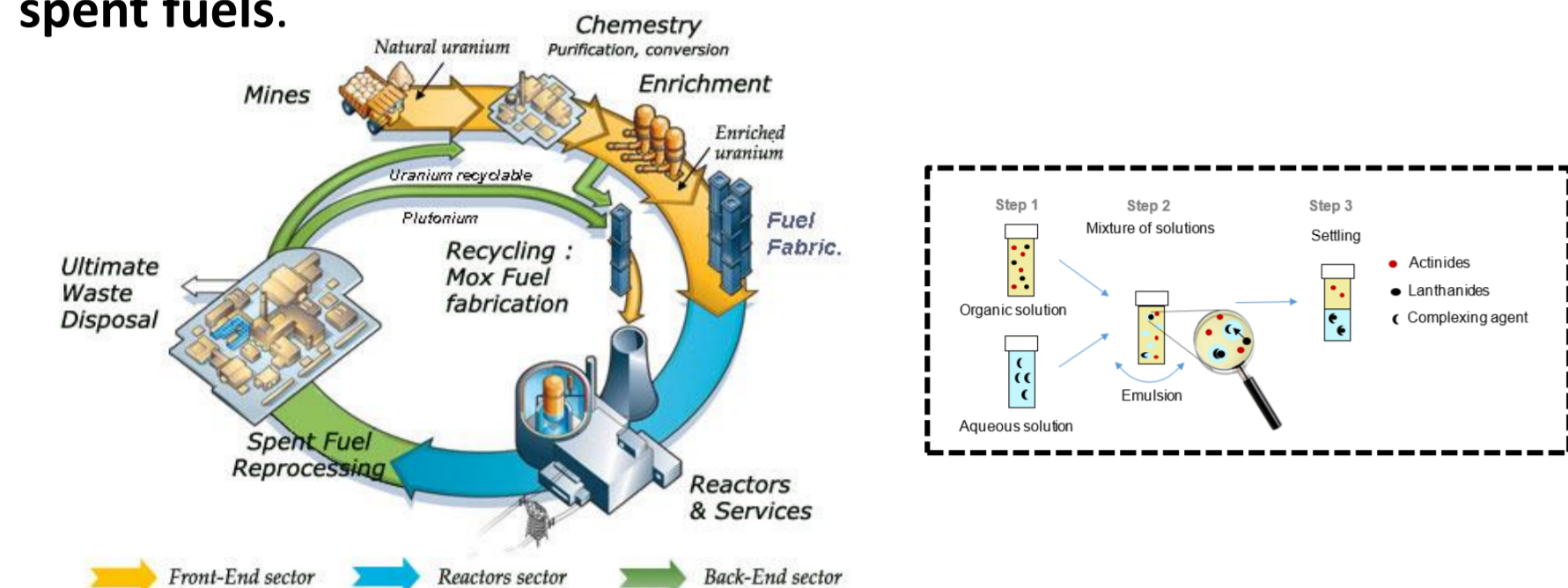
SANKT ANTON

19-24 February 2017

Introduction

Context:

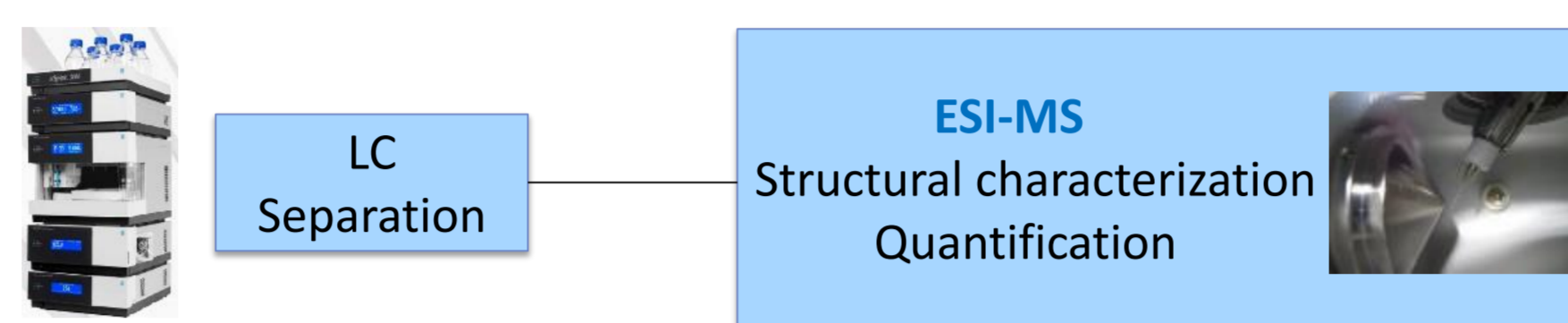
Research on the sustainable management of radioactive materials and waste has led to dedicated **treatment processes based on liquid-liquid extraction**, aiming at **selectively recover targeted radionuclides** including **lanthanides (Ln) and actinides (An)**, from **current or future spent fuels**.



Radionuclide speciation analysis at various key points is essential to obtain **fundamental data** in order to **better understand the mechanisms** governing these treatment processes and to **assess/improve their performance**.

Objectives:

The aim of this work is to **develop a Ln speciation analysis method** by **hydrophilic interaction liquid chromatography (HILIC) [1] coupled to electrospray ionization - mass spectrometry (ESI-MS)**.



- Minimization of the effluent production** while maintaining **efficient and rapid separations**.
Topic of major concern in nuclear applications
Reduce, Replace, Recycle
- Structural characterization** of lanthanide complexes by ESI-MS.
Speciation information

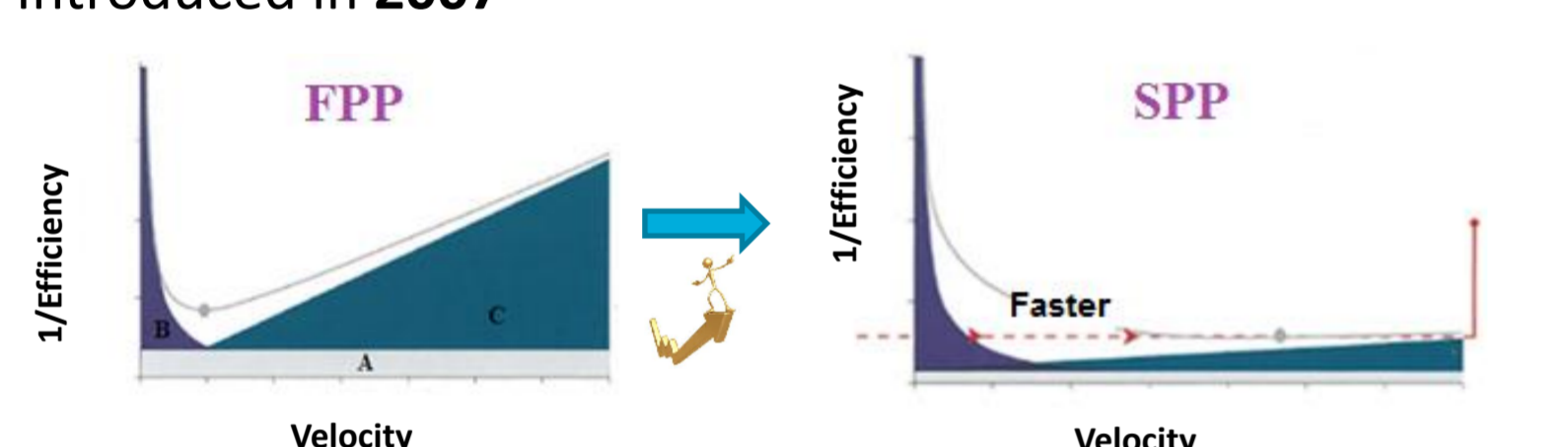
Generic methodological approach:

- Composition of model samples**
 - Lanthanides:** La, Ce, Pr, Nd, Sm, Eu, Gd, Tb, Dy, Ho, Er, Tm, Yb, Lu
 - Polyaminocarboxylic acids:** back extraction agents of An/Ln
- EDTA** and **DTPA** structures are shown.
- Formation of Ln complexes: hydrophilic, polar and ionic**
- Hydrophilic interaction chromatography (HILIC) mode** was selected to separate them [2].
- Background**
A combination **stationary phase/mobile phase** was set up:
70/30 (v/v) acetonitrile/water
[NH₄CH₂COO] = 15 mmol.L⁻¹
0.5 % formic acid
- Amide functionalization** is shown.

Results

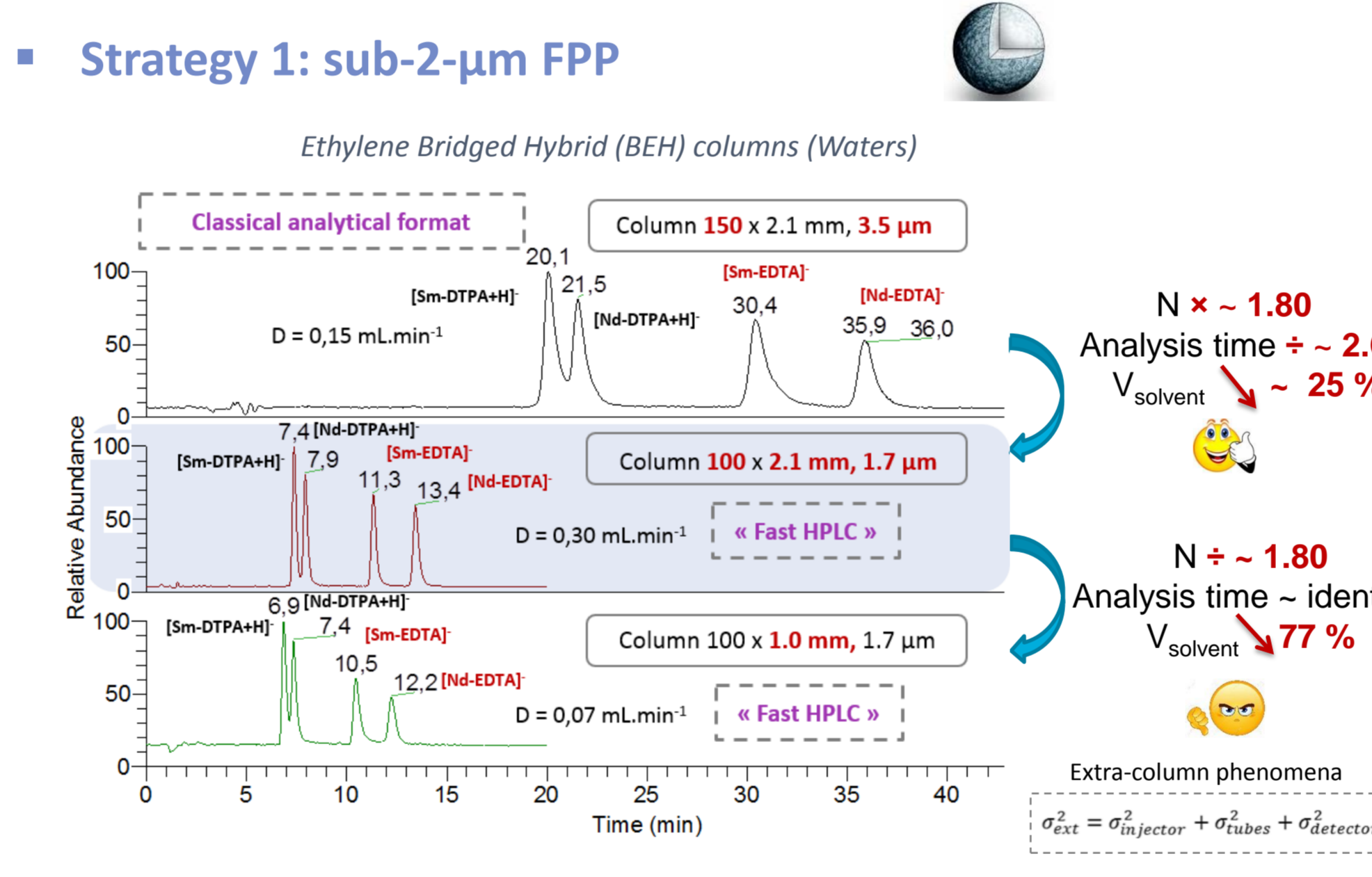
1 Minimization of the effluent production while maintaining efficient and rapid separations

- Two strategies according "Fast HPLC" approach [3-4]:**
 - Reduction the geometrical parameters** of columns (length L and internal diameter d_i) and the **particle size** (d_p sub-2-µm)
Sub-2-µm fully porous particles (FPP) introduced in 2004, employed in many application fields
 - New generation of column packed with superficially porous particles (SPP)**
Introduced in 2007

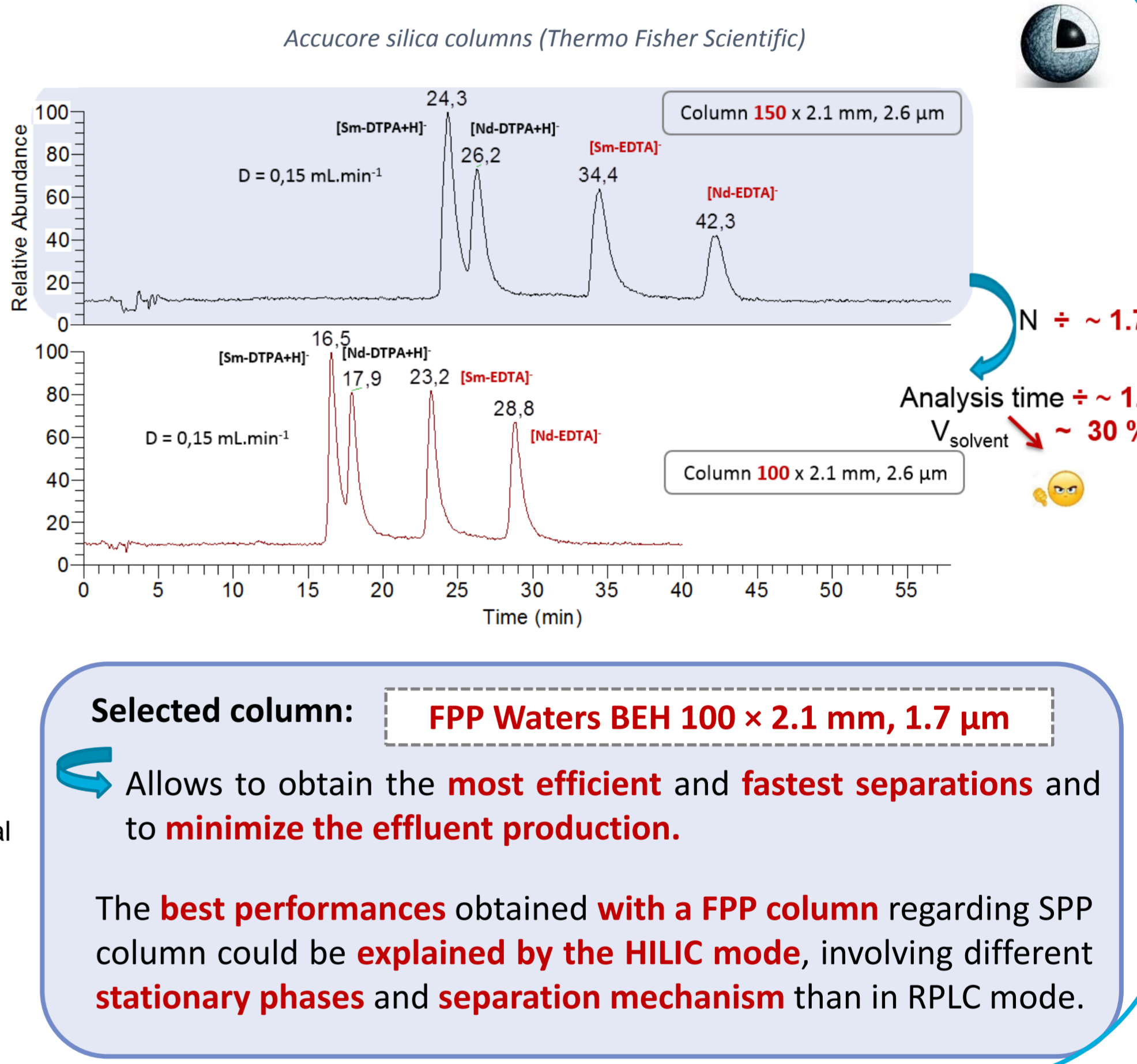


Rapid mass transfer → **efficiency maintained at high flow-rates**
FPP and SPP columns with the same L, d_i and d_p
Expected efficiency (N) ↑ 60%, analysis time ÷ 2, V_{solvent} ↓ 45% with SPP columns in Reversed Phase Liquid Chromatography (RPLC) [5].
However, available **stationary phases for HILIC mode are restricted**

- Selection criteria:**
Conditions to achieve the **best trade-off** between:
- Efficiency of separation N
- Analysis time
- Solvent consumption → effluent production

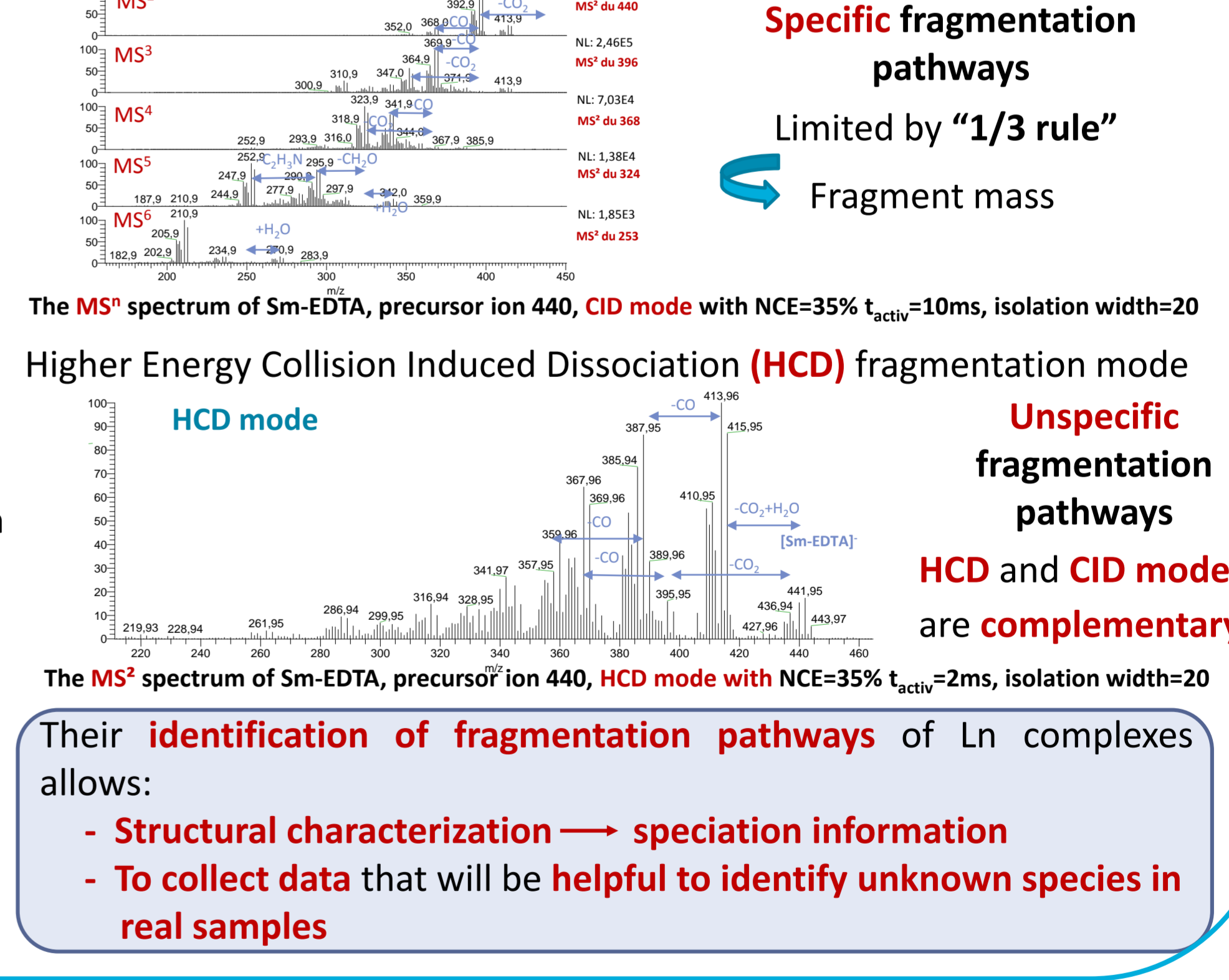
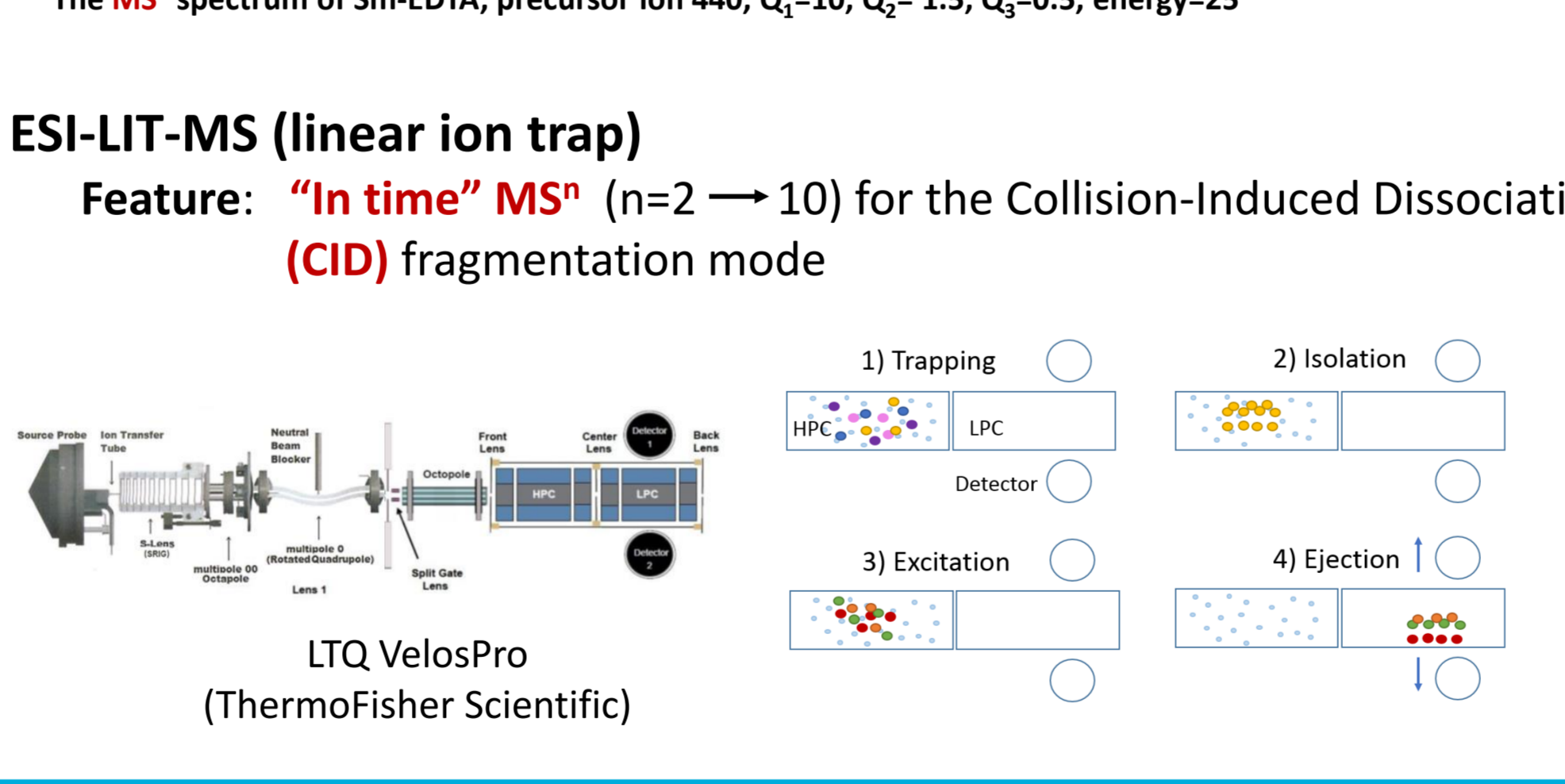
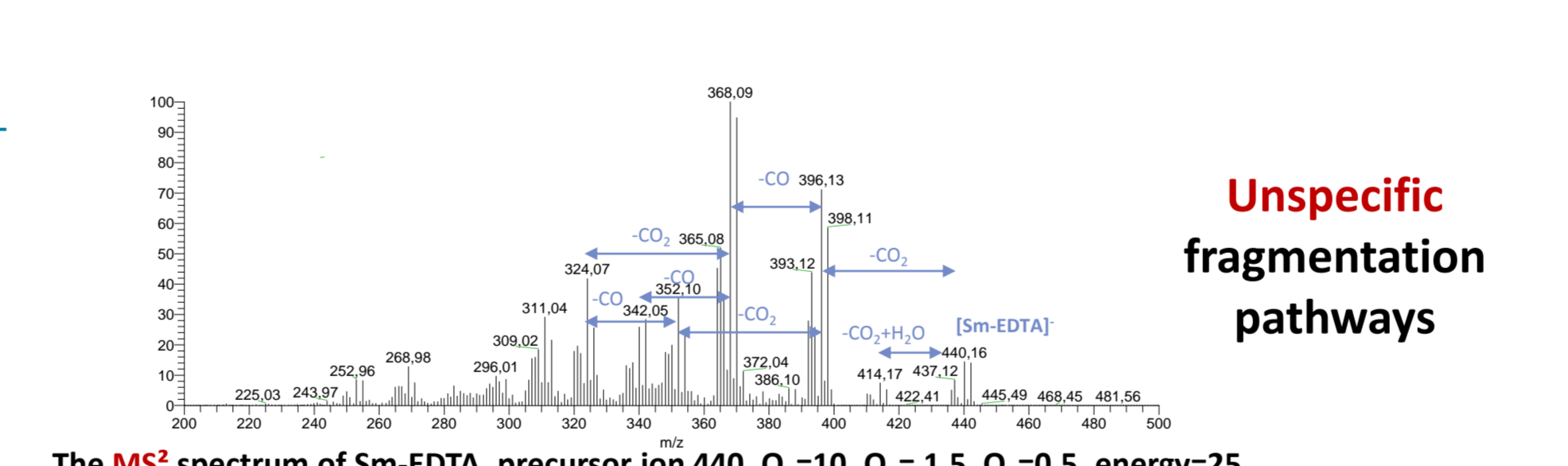
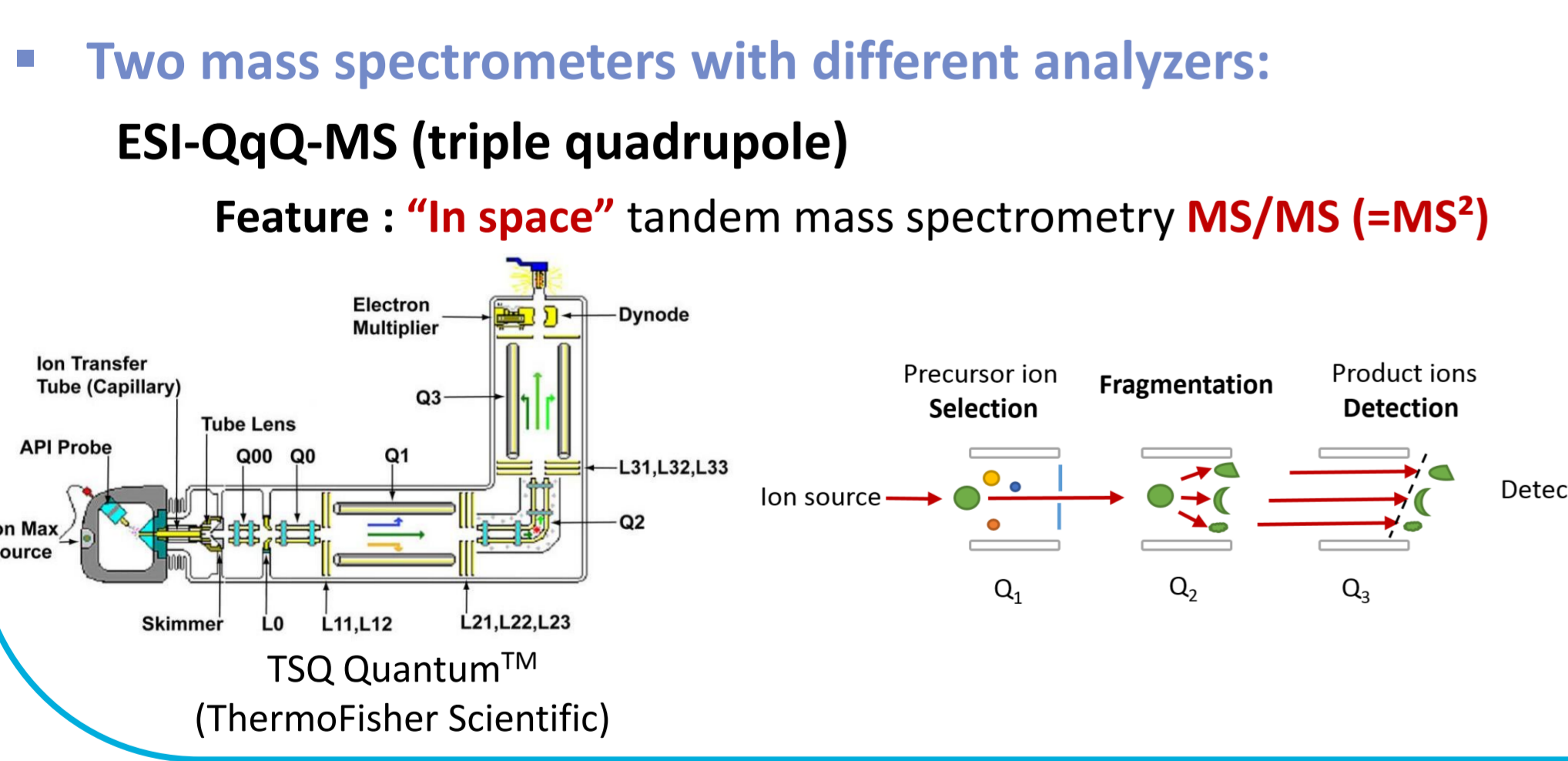


2 Strategy 2: New generation of columns packed with SPP



2 Structural characterization of lanthanide complexes by ESI-MS

Soft ionization technique, allows maintaining the **integrity of species**
Identification of species
Structural characterization
Sm-EDTA complex → [Sm-EDTA]⁻ in ESI(-)
According the technologies of the instruments, **elemental and molecular information** during the **same analysis** can be obtained [6].



Conclusion/Perspectives

- Conclusion:**
- "Fast HPLC" conditions with the FPP Waters BEH column (100 x 2.1 mm, 1.7 µm) allow to obtain the **most efficient and fastest separations** and to **minimize the effluent production** compared to SPP columns.
 - The **identification of fragmentation pathways** of Ln complexes allows:
- **Structural characterization** → **speciation information**
- To collect data that will be **helpful to identify unknown species in real samples**

- Perspectives:**
- To develop **accurate quantification methods** of Ln contained in complexes by HILIC ESI-MS
 - To transpose the **methodological and instrumental developments** in glove box for **radioelement speciation analysis**
 - To extend this methodological approach to **other treatment processes** and the associated samples

References

[1] L. Beuvier, C. Bresson, A. Nonell, L. Vie, N. Henry, V. Pichon and F. Chartier, "Simple separation and characterization of lanthanide-polyaminocarboxylic acid complexes by HILIC-ESI-MS", *RSC Adv.* 5 (2015) 92858-92868
 [2] P. Jandera, "Stationary and mobile phases in hydrophilic interaction chromatography: a review", *Analytica Chimica Acta* 692 (2011) 1-25
 [3] H. Shaban, T. Gösseli, "Current trends in green chromatography for the analysis of pharmaceutically active compounds in the environmental water compartments", *Talanta* 132 (2015) 739-752
 [4] D. Guillaume, J. Ruita, S. Rudaz, J.-L. Veuthey, "New trends in fast and high-resolution liquid chromatography: a critical comparison of existing approaches", *Anal. Bioanal. Chem.* 397 (2010) 1069-1082
 [5] J. J. Destefano, S. A. Schuster, J. M. Lawhorn, J. J. Kirkland, "Performance characteristics of new superficially porous particles", *Journal of Chromatography A* 1258 (2012) 76-83
 [6] D. Estéban-Fernández, A. H. El-Khatib, I. Morales, M. M. Gómez-Gómez, M. W. Linscheid, "Bridging the gap between molecular and elemental mass spectrometry: Higher energy collisional dissociation (HCD) revealing elemental information", *Anal. Chem.* 87 (2015) 1613-1621

Acknowledgments:
- The authors gratefully acknowledge the DEN/DISN/PAREC program from the CEA, for its financial support.