



HAL
open science

Usability of a user-centered virtual reality system for upper limb motor rehabilitation in chronic stroke patients

Anne-Gaëlle Grosmaire, Ludovic David, Typhaine Koeppel, Guillaume Bouyer, Samir Otmane, Ophélie Pila, Christophe Duret

► **To cite this version:**

Anne-Gaëlle Grosmaire, Ludovic David, Typhaine Koeppel, Guillaume Bouyer, Samir Otmane, et al.. Usability of a user-centered virtual reality system for upper limb motor rehabilitation in chronic stroke patients. 11th Congress of World Federation for Neurorehabilitation (WFNR 2020), Oct 2020, Lyon, France. . hal-03194992

HAL Id: hal-03194992

<https://hal.science/hal-03194992>

Submitted on 10 Apr 2021

HAL is a multi-disciplinary open access archive for the deposit and dissemination of scientific research documents, whether they are published or not. The documents may come from teaching and research institutions in France or abroad, or from public or private research centers.

L'archive ouverte pluridisciplinaire **HAL**, est destinée au dépôt et à la diffusion de documents scientifiques de niveau recherche, publiés ou non, émanant des établissements d'enseignement et de recherche français ou étrangers, des laboratoires publics ou privés.

Usability of a user-centered virtual reality system for upper limb motor rehabilitation in chronic stroke patients



AG. Grosmaire, L. David, T. Koeppl, G. Bouyer, S. Otmane, O. Pila, C. Duret

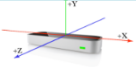
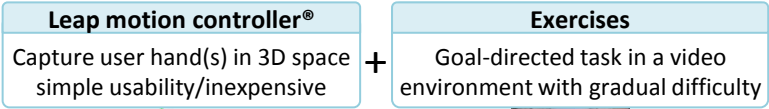
CONTEXT

Stroke → 2/3 patients with persistent upper limb motor **impairment**
Nonlinear pattern of motor recovery → >M6-M12: **decline**, especially post-discharge
Effect of community-based therapy at post-discharge → **Ineffective** on motor impairment
Value of new technologies in self-rehabilitation → Enhance **motivation**; Interactive with **feedback**; easily **transportable**; **suitable** at home; **intensive training** based on motor learning principles
Objective: To assess the **usability of a Virtual Reality (VR)-based program** using a Leap Motion Controller® designed to train pronation-supination movements in chronic patients following stroke

METHODS

Demographics: N=28 (10 F/18 I), Age: 53 ± 15y (Mean ± SD)
 Time since stroke: 71 ± 51mo, FMA score: 49 ± 8pts

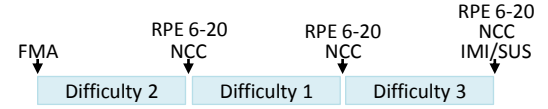
VR-based program:



Intervention: 1-day session, forearm pronation/supination tasks with 3 randomized difficulty levels (1,2, 3)

Evaluations:

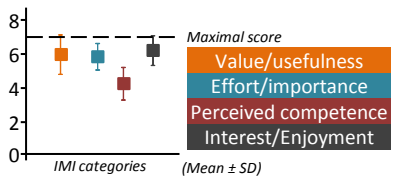
- Fugl-meyer assessment (FMA)
- Rating of perceived exertion (RPE 6-20)
- Number of coins collected (NCC)
- System usability scale (SUS)
- Intrinsic motivation inventory (IMI): Value/usefulness, interest and enjoyment, perceived competence and effort/importance



RESULTS

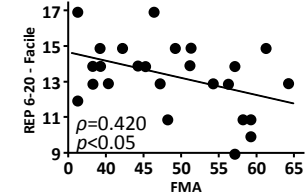
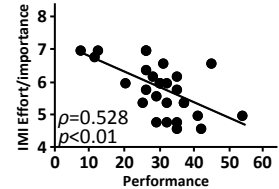
System usability scale (/100): 79 ± 15 → **Excellent usability** using the VR-based program

Intrinsic motivation inventory



→ **Good subjective experience** related to the VR-based program

Correlations



→ The more the patients **succeeded** the task, the **lower** was the perceived effort. The more the patients are **disabled** the more the perceived exertion was **greater**

CONCLUSION

- **Excellent usability** of the VR-based program / **user-centered** approach
- Intensive training (effort) related to the **difficulty**
- **Motivation ++** → long-term rehabilitation program and long-term participation
- **Close collaboration** between engineers and clinicians ++ in interface conception

Perspectives → Development of various therapeutic games/ to launch a RCT study