



HAL
open science

First application of chiral phosphotriesters in asymmetric metal catalysis: enantioselective Zn-catalyzed hydrosilylation of ketones in the presence of BINOL-derived phosphates

Alphonsine Ngo Ndimba, Thierry Roisnel, Gilles Argouarch, Claudia Lalli

► **To cite this version:**

Alphonsine Ngo Ndimba, Thierry Roisnel, Gilles Argouarch, Claudia Lalli. First application of chiral phosphotriesters in asymmetric metal catalysis: enantioselective Zn-catalyzed hydrosilylation of ketones in the presence of BINOL-derived phosphates. *Comptes Rendus. Chimie*, 2021, 24 (1), pp.77-81. 10.5802/crchim.67 . hal-03194385

HAL Id: hal-03194385

<https://hal.science/hal-03194385>

Submitted on 9 Apr 2021

HAL is a multi-disciplinary open access archive for the deposit and dissemination of scientific research documents, whether they are published or not. The documents may come from teaching and research institutions in France or abroad, or from public or private research centers.

L'archive ouverte pluridisciplinaire **HAL**, est destinée au dépôt et à la diffusion de documents scientifiques de niveau recherche, publiés ou non, émanant des établissements d'enseignement et de recherche français ou étrangers, des laboratoires publics ou privés.



INSTITUT DE FRANCE
Académie des sciences

Comptes Rendus

Chimie


Alphonsine Ngo Ndimba, Thierry Roisnel, Gilles Argouarch
and Claudia Lalli

**First application of chiral phosphotriesters in asymmetric metal
catalysis: enantioselective Zn-catalyzed hydrosilylation of ketones in the
presence of BINOL-derived phosphates**

Volume 1, issue 0 (0000), p. 000-000.

<https://doi.org/10.5802/crchim.67>

© Académie des sciences, Paris and the authors, 2021.
Some rights reserved.

 This article is licensed under the
CREATIVE COMMONS ATTRIBUTION 4.0 INTERNATIONAL LICENSE.
<http://creativecommons.org/licenses/by/4.0/>



*Les Comptes Rendus. Chimie sont membres du
Centre Mersenne pour l'édition scientifique ouverte*
www.centre-mersenne.org



Preliminary communication / *Communication préliminaire*

First application of chiral phosphotriesters in asymmetric metal catalysis: enantioselective Zn-catalyzed hydrosilylation of ketones in the presence of BINOL-derived phosphates

Alphonsine Ngo Ndimba^a, Thierry Roisnel^a, Gilles Argouarch^a and Claudia Lalli^{*, a}

^a Univ Rennes, CNRS, ISCR UMR 6226, F-35000 Rennes, France

E-mails: alphonsinendimba@gmail.com (A. Ngo Ndimba),
thierry.roisnel@univ-rennes1.fr (T. Roisnel), gilles.argouarch@univ-rennes1.fr
(G. Argouarch), claudia.lalli@univ-rennes1.fr (C. Lalli)

Abstract. Chiral phosphotriesters are an unexplored class of ligands in metal catalysis. We wish to disclose herein the foremost application of novel chiral BINOL-derived mono- and bisphosphates in asymmetric zinc-catalyzed hydrosilylation of ketones. Corresponding alcohols were obtained in up to 92% yield and 34% ee.

Keywords. Chiral phosphotriesters, BINOL, Asymmetric catalysis, Enantioselective hydrosilylation, Ketones.

Manuscript received 18th December 2020, revised 26th January 2021, accepted 27th January 2021.

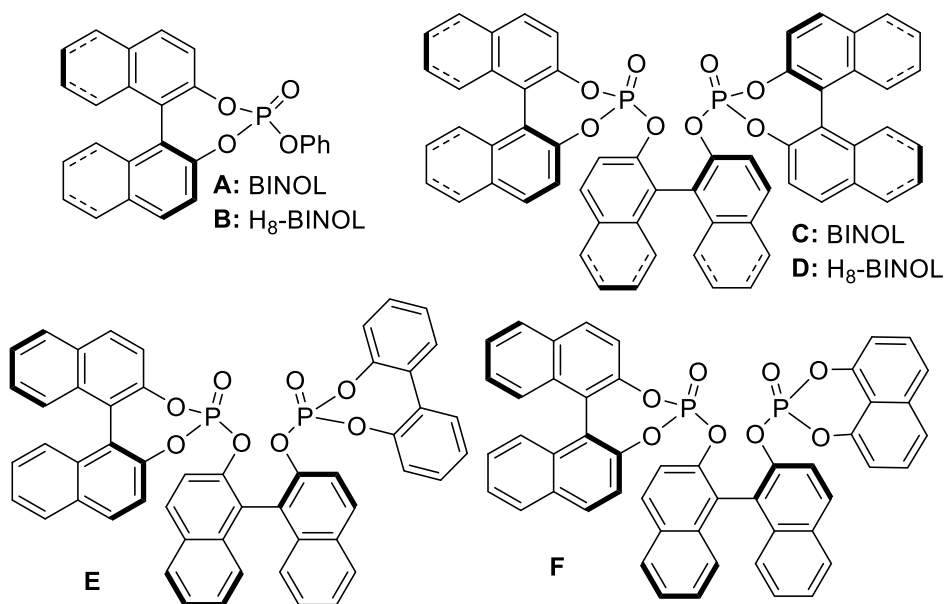


Chiral pure phosphotriesters (phosphates) are of great rarity in catalysis, compared to phosphanes [1], phosphites [2], phosphoric acids or phosphate metal salts [3–5], and phosphoramidites [6]. Indeed, to date only two examples of their use as organocatalysts are known, which exploit the axial chirality of the BINOL backbone [7,8]. Ishihara's group has reported the *N*-iodolactonization of 4-arylmethyl-4-pentenoic acids catalyzed by BINOL-derived triaryl phosphates as nucleophilic catalysts [7]. Luo and coworkers have applied BINOL-derived trityl phosphates in carbocation catalysis, effective for

Friedel–Crafts, inverse electron-demanding hetero-Diels–Alder, and carbonyl-ene reactions [8].

When we started to be interested in pure phosphotriesters as ligands for transition metal catalysis, their use for this purpose was almost unknown and limited to only one example, namely the Pd/phosphate-catalyzed oxidative coupling between arylboronic acids and alkynes, reported by Miura and coworkers [9]. We have recently contributed to this field by disclosing the versatile role of triphenylphosphate in two racemic processes: the Ti-promoted diethylzinc addition to aldehydes and the Zn-catalyzed hydrosilylation of ketones [10]. For the latter, in a seminal contribution in 1999, Mimoun's group has disclosed for the first time the use of Zn/chiral

* Corresponding author.



Scheme 1. Previously reported chiral phosphotriesters A–F.

secondary diamine complexes for the reduction of ketones in the presence of hydrosilanes, which enable them to reach 80% ee [11]. Since then, other systems still based on *N*-containing ligands have been reported [12–31], incorporating either diversified diamines or diimines, *N,S*- or *N,O*-chelating ligands, or Pybox, and excellent conversions and enantiomeric excesses on a wide range of substrates were thus achieved.

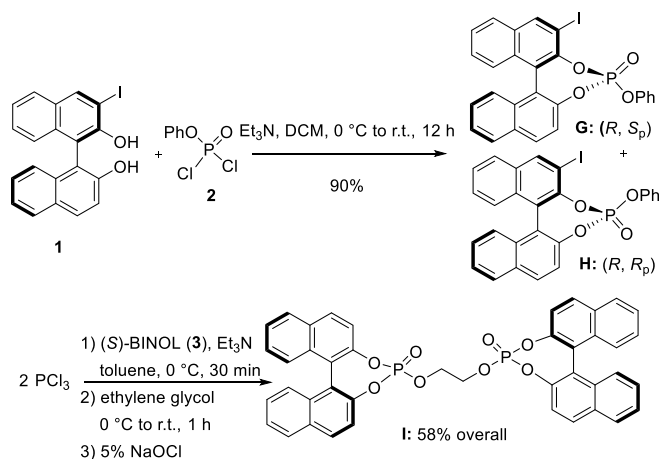
We have chosen to address our efforts toward the challenge of introducing chiral phosphotriesters as ligands in the Zn-catalyzed enantioselective hydrosilylation of prochiral ketones. To the best of our knowledge, this is the first example of their application in the enantioselective version of this transformation, and more widely no examples are provided on the use of chiral phosphotriesters as ligands in transition metal catalysis.

To achieve this, the BINOL-based phosphates A–F (Scheme 1), which have been published elsewhere by us [32], were employed, together with the newly prepared compounds G–I (Scheme 2).

The reaction of 3-*I*-(*R*)-BINOL [33] (**1**) with commercially available phenyl phosphorodichloridate (**2**) in the presence of Et₃N smoothly led to the formation of a 50:50 mixture of two diastereomers **G** and **H** in 90% yield, separable by column chromatography

on silica gel. Single-crystal X-ray analyses confirmed their structures and unambiguously established the central chirality at the *P*-atom to be (*S_p*) and (*R_p*), for **G** and **H**, respectively (Figure 1) [34]. Following a different synthetic pathway [32], pre-mixing in basic conditions, PCl₃ with (*S*)-BINOL (**3**), delivered the corresponding phosphorochloridite, which in turn reacted with ethylene glycol to give the desired bisphosphite. The latter underwent *in situ* oxidation under mild conditions with a 5% NaOCl aqueous solution to afford the corresponding phosphotriester **I** in 58% overall yield.

With these chiral ligands in hand, we turned our attention toward their application in the Zn-catalyzed hydrosilylation of acetophenone (**4a**), chosen as the model substrate (Table 1). Using the reaction conditions optimized with non-chiral phosphates [10], namely 1.5 equiv. of diethoxymethylsilane (DEMS), 5 mol% of ZnEt₂, and 5 mol% of ligand in THF, a rapid screening of ligands A–I was conducted. It has to be underlined that the use of any other hydrosilylating agent, in particular PMHS, was detrimental for the reactivity leading to the desired 1-phenylethanol (**5a**) in only 69% conversion. When the monophosphates **A** and **B** derived from (*S*)-BINOL and (*S*)-H₈-BINOL, respectively, were used as donors for diethylzinc, **4a** was reduced to **5a** almost



Scheme 2. Synthesis of phosphates **G**, **H**, and **I**.

without stereochemical control (Table 1, entries 1 and 2). When ligands **G** and **H** possessing both axial and central chiralities were used, the reactivity was maintained, since **4a** was fully converted into **5a** in 79% and 84% yield, respectively (Table 1, entries 3 and 4). Moreover, a kind of matched/mismatched effect was observed regarding the enantioselectivity: **5a** was obtained in 18% ee with ligand **G** of absolute configuration (*R*, *S_p*), whereas a racemate was formed with its diastereomer **H** of absolute configuration (*R*, *R_p*). The use of bisphosphates changed the scenario; when BINOPHAT **C** was employed, **4a** was completely consumed and **5a** was recovered in 92% yield and 34% ee (Table 1, entry 5). We then tried to decrease the catalytic amount of ligand **C** to 2.5 mol%, but unfortunately, even if the conversion was still high, the enantiomeric excess dropped to 27% (Table 1, entry 6). Comparison of our set of data for this compound with those reported in the literature [13], and with chiral HPLC analysis of commercially available enantiopure (*S*) and (*R*) 1-phenylethanol, confirmed the (*S*) stereochemistry at the carbon stereocenter. We tried to better control the enantioselectivity by using the symmetric H₈-BINOPHAT **D** (Table 1, entry 7), but Unfortunately, in this case no reaction occurred. This is probably due to the difference in the dihedral angle values of the chiral axis between the aromatic and the partially hydrogenated ligands, preventing the Zn-center to approach the P=O coordination sites of **D**. Therefore, other structures containing BINOL such as the unsymmetrical non-homo-BINOL ligands **E** and **F** were

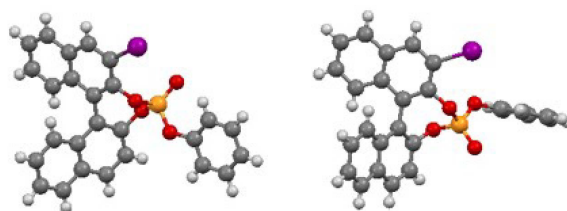


Figure 1. ORTEP representations of compounds **G** (left) and **H** (right) at 50% thermal ellipsoids.

tested. For both, the reactivity (**5a** was isolated in 88% and 80% yield, respectively) as well as the enantioselectivity was recovered, although the latter was decreased when compared with **C** (18% and 16% ee, respectively) as shown in entries 8 and 9 of Table 1. Finally, with bisphosphate **I** the desired product was obtained in 69% yield but in racemic form (Table 1, entry 10). This can be attributed to the flexibility of the ethyl linker, which precludes the bisphosphotriester to act as bidentate ligand, giving therefore comparable results to those of monophosphates.

At this point it seemed that a rigid bisphosphate derived from BINOL was preferable to observe the formation of enantioenriched (*S*)-1-phenylethanol with modest enantiomeric excesses, up to 34% ee for BINOPHAT **C**. The reduction of **4a** in the presence of this ligand was thus further investigated by changing the solvent or the temperature: unfortunately, performing the reaction in toluene, CH_2Cl_2 , or CH_3CN , as well as decreasing the temperature in

Table 1. Study for the asymmetric hydrosilylation of ketones^a

1) ZnEt₂, ligand, DEMS
THF, r.t., 16 h
2) NaOH, MeOH

Entry	Product	Ligand	Conv. (%) ^b	e.e. (%) ^c
1		A	>99 (86)	6 (<i>R</i>)
2		B	70	6 (<i>S</i>)
3	5a	G	>99 (79)	18 (<i>S</i>)
4	5a	H	>99 (84)	0
5	5a	C	>99 (92)	34 (<i>S</i>)
6 ^d	5a	C	99 (86)	27 (<i>S</i>)
7	5a	D	0	
8	5a	E	>99 (88)	18 (<i>S</i>)
9	5a	F	91 (80)	16 (<i>S</i>)
10	5a	I	88 (69)	0
11		C	>99 (95)	16 (<i>S</i>)
12		C	94 (75)	10 (<i>S</i>)
13		C	98 (89)	8 (<i>R</i>)
14		C	>90 (88)	20 (<i>S</i>)
15		C	>99 (90)	4 (<i>S</i>)

^a Reaction conditions: ketone (1 mmol), DEMS (1.5 mmol), THF (5 mL), ZnEt₂ (5 mol%), ligand (5 mol%).

^b Conversion determined by ¹H NMR spectroscopy after basic hydrolysis, in parenthesis, isolated yield after purification by column chromatography.

^c Enantiomeric excess determined by chiral HPLC analysis.

^d Reaction performed with 2.5 mol% of **C** in otherwise identical conditions.

THF to 0 °C, turned out to be detrimental for the reactivity. Therefore, a series of representative acetophenone derivatives were next hydrosilylated with the combination of ZnEt₂ and **C** in THF at room temperature. The substitution in the *meta* position of the aromatic ring did not affect the reactivity; indeed *m*-chloroacetophenone (**4b**) was completely converted into alcohol **5b**, which was isolated in 95% yield with an ee of 16% (Table 1, entry 11). The more encumbered *ortho*-substituted substrates **4c** and **4d** also participated to the reaction leading to **5c** and **5d** in good yields, and in 10% and 8% ee, respectively (Table 1, entries 12 and 13). Alpha-tetralone (**4e**) as well was reduced to the corresponding alcohol **5e** in 88% yield and 20% ee (Table 1, entry 14). Finally, the activated 2,2,2-trifluoroacetophenone (**4f**), which is reported to give very low enantiomeric excesses in this transformation [12,13,17,20,29], was completely converted into **5f** which was recovered in 90% yield and in only 4% ee (Table 1, entry 15).

In summary, we have reported the synthesis of three new chiral BINOL-derived mono- and bisphosphotriester architectures and we have provided the proof of concept that phosphates, which are an underexplored class of ligands, can be useful in asymmetric metal-catalyzed transformations, as exemplified herein by the Zn-catalyzed hydrosilylation of prochiral ketones. It is certain that, since the application of such readily available compounds remains underexamined in the field of catalysis, our report opens up an avenue for further achievements. Indeed, the synthesis of a larger panel of ligands as well as the exploration of different reaction conditions and new catalytic transformations are underway in our laboratory and will be reported in due course.

Acknowledgments

The authors thank Université de Rennes 1, CNRS, Rennes Métropole and Région Bretagne for financial support. The CRMPO of the Institut des Sciences Chimiques de Rennes for mass measurement, the Centre de Diffraction X for X-ray analyses and FEDER funds for acquisition of single-crystal equipment are gratefully acknowledged. Part of this work has been performed using the PRISM core facility (Biogenouest©, UMS Biosit, Université de Rennes

35000 RENNES, FRANCE). Finally, Solenn Ferron is acknowledged for running ^{31}P NMR experiments.

Supplementary data

Supplementary material containing experimental section, ^1H , ^{13}C , ^{31}P NMR, HPLC chromatograms and XR analysis is available on the journal's website under <https://doi.org/10.5802/crchim.67> or from the author.

CCDC deposition numbers are as follow: 2012272 for **G** and 2012273 for **H**. For crystallographic data and other electronic supporting information, see article's URL <https://doi.org/10.5802/crchim.67>.

References

- [1] G. Erre, S. Enthaler, K. Junge, S. Gladiali, M. Beller, M. Coord., *Chem. Rev.*, 2008, **252**, 471.
- [2] M. M. Pereira, M. J. F. Calvete, R. M. B. Carrilho, A. R. Abreu, *Chem. Soc. Rev.*, 2013, **42**, 6990.
- [3] D. Parmar, E. Sugiono, S. Raja, M. Rueping, *Chem. Rev.*, 2014, **114**, 9047.
- [4] D. Parmar, E. Sugiono, S. Raja, M. Rueping, *Chem. Rev.*, 2017, **117**, 10608.
- [5] J. Merad, C. Lalli, G. Bernadat, J. Maury, G. Masson, *Chem. Eur. J.*, 2018, **24**, 3925.
- [6] L. Eberhardt, D. Armspach, J. Harrowfield, D. Matt, *Chem. Soc. Rev.*, 2008, **37**, 839.
- [7] H. Nakatsuji, Y. Sawamura, A. Sakakura, K. Ishihara, *Angew. Chem. Int. Ed.*, 2014, **53**, 6974.
- [8] J. Lv, Q. Zhang, X. Zhong, S. Luo, *J. Am. Chem. Soc.*, 2015, **137**, 15576.
- [9] H. Horiguchi, H. Tsurugi, T. Satoh, M. Miura, *Adv. Synth. Catal.*, 2008, **350**, 509.
- [10] M. Bouhachicha, A. Ngo Ndimba, T. Roisnel, C. Lalli, G. Argouarch, *New J. Chem.*, 2017, **41**, 4767.
- [11] H. Mimoun, J.-Y. de Saint Laumer, L. Giannini, R. Scopelliti, C. Floriani, *J. Am. Chem. Soc.*, 1999, **121**, 6158.
- [12] O. Riant, N. Mostefaï, J. Courmarcel, *Synthesis*, 2004, **18**, 2943.
- [13] V. M. Mastranzo, L. Quintero, C. Anaya de Parrodi, E. Juaristi, P. J. Walsh, *Tetrahedron*, 2004, **60**, 1781.
- [14] V. Bette, A. Mortreux, D. Savoia, J.-F. Carpentier, *Tetrahedron*, 2004, **60**, 2837.
- [15] V. Bette, A. Mortreux, F. Ferioli, G. Martelli, D. Savoia, J.-F. Carpentier, *Eur. J. Org. Chem.*, 2004, 3040.
- [16] V. Bette, A. Mortreux, D. Savoia, J.-F. Carpentier, *Adv. Synth. Catal.*, 2005, **347**, 289.
- [17] S. Gérard, Y. Pressel, O. Riant, *Tetrahedron: Asymmetry*, 2005, **16**, 1889.
- [18] H. Ushio, K. Mikami, *Tetrahedron Lett.*, 2005, **46**, 2903.
- [19] M. Bandini, M. Melucci, F. Piccinelli, R. Sinisi, S. Tommasi, A. Umani-Ronchi, *Chem. Commun.*, 2007, 4519.
- [20] J. Gajewy, M. Kwit, J. Gawronski, *Adv. Synth. Catal.*, 2009, **351**, 1055.
- [21] E. Santacruz, G. Huelgas, S. K. Angulo, V. M. Mastranzo, S. Hernández-Ortega, J. A. Aviña, E. Juaristi, C. Anaya de Parrodi, P. J. Walsh, *Tetrahedron: Asymmetry*, 2009, **20**, 2788.
- [22] K. Junge, K. Möller, B. Wendt, S. Das, D. Gördes, K. Thurow, M. Beller, *Chem. Asian J.*, 2012, **7**, 314.
- [23] S. Liu, J. Peng, H. Yang, Y. Bai, J. Li, G. Lai, *Tetrahedron*, 2012, **68**, 1371.
- [24] T. Zaman, R. Frauenlob, R. McCarthy, C. M. Walsh, E. J. Bergin, *Organomet. Chem.*, 2012, **716**, 159.
- [25] S. Pang, J. Peng, J. Li, Y. Bai, W. Xiao, G. Lai, *Chirality*, 2013, **25**, 275.
- [26] D. Lowicki, A. Bezlada, J. Mlynarski, *Adv. Synth. Catal.*, 2014, **356**, 591.
- [27] E. Le Roux, A. De Mallmann, N. Merle, M. Taoufik, R. Anwander, *Organometallics*, 2015, **34**, 5146.
- [28] M. Szweczyk, F. Stanek, A. Bezlada, J. Mlynarski, *Adv. Synth. Catal.*, 2015, **357**, 3727.
- [29] J. Gajewy, J. Szymkowiak, M. Kwit, *RSC Adv.*, 2016, **6**, 53358.
- [30] M. Szweczyk, A. Bezlada, J. Mlynarski, *ChemCatChem*, 2016, **8**, 3575.
- [31] V. Hornillos, J. A. Carmona, A. Ros, J. Iglesias-Sigüenza, J. López-Serrano, R. Fernández, J. M. Lassaletta, *Angew. Chem. Int. Ed.*, 2018, **57**, 3777.
- [32] A. Ngo Ndimba, T. Roisnel, G. Argouarch, C. Lalli, *Synthesis*, 2019, **51**, 865.
- [33] Y. Li, Q. Li, *Org. Lett.*, 2012, **14**, 4362.
- [34] CCDC deposition numbers are as follow: 2012272 for **G** and 2012273 for **H**.