



HAL
open science

Sub-proton range induced large-scale transitions in solar wind magnetic field

Tommaso Alberti, Davide Faranda, Reik V Donner, Theophile Caby, Vincenzo Carbone, Giuseppe Consolini, Berengere Dubrulle, Sandro Vaienti

► **To cite this version:**

Tommaso Alberti, Davide Faranda, Reik V Donner, Theophile Caby, Vincenzo Carbone, et al.. Sub-proton range induced large-scale transitions in solar wind magnetic field. 2021. hal-03189425v1

HAL Id: hal-03189425

<https://hal.science/hal-03189425v1>

Preprint submitted on 3 Apr 2021 (v1), last revised 6 May 2021 (v2)

HAL is a multi-disciplinary open access archive for the deposit and dissemination of scientific research documents, whether they are published or not. The documents may come from teaching and research institutions in France or abroad, or from public or private research centers.

L'archive ouverte pluridisciplinaire **HAL**, est destinée au dépôt et à la diffusion de documents scientifiques de niveau recherche, publiés ou non, émanant des établissements d'enseignement et de recherche français ou étrangers, des laboratoires publics ou privés.

1 **Sub-proton range induced large-scale transitions in solar wind**
2 **magnetic field**

3 Tommaso Alberti*

4 *National Institute for Astrophysics-Institute for*
5 *Space Astrophysics and Planetology (INAF-IAPS),*
6 *via del Fosso del Cavaliere 100, 00133, Rome, Italy*

7 Davide Faranda

8 *Laboratoire des Sciences du Climat et de l'Environnement,*
9 *CEA Saclay l'Orme des Merisiers, UMR 8212 CEA-CNRS-UVSQ,*
10 *Université Paris-Saclay & IPSL, 91191, Gif-sur-Yvette, France*

11 *London Mathematical Laboratory, 8 Margravine Gardens, London, W6 8RH, UK and*
12 *LMD/IPSL, Ecole Normale Supérieure,*
13 *PSL research University, 75005, Paris, France*

14 Reik V. Donner

15 *Department of Water, Environment, Construction and Safety,*
16 *Magdeburg–Stendal University of Applied Sciences,*
17 *Breitscheidstraße 2, 39114 Magdeburg, Germany and*
18 *Research Department IV – Complexity Science and*
19 *Research Department I – Earth System Analysis,*
20 *Potsdam Institute for Climate Impact Research (PIK) – Member of the Leibniz Association,*
21 *Telegrafenberg A31, 14473 Potsdam, Germany*

22 Theophile Caby

23 *Université des Antilles, LAMIA, 97110 Pointe à Pitre, Guadeloupe*

24 Vincenzo Carbone

25 *Università della Calabria, Dipartimento di Fisica,*
26 *Ponte P. Bucci, Cubo 31C, 87036, Rende (CS), Italy*

27 Giuseppe Consolini

28 *National Institute for Astrophysics-Institute for*
29 *Space Astrophysics and Planetology (INAF-IAPS),*
30 *via del Fosso del Cavaliere 100, I-00133, Rome, Italy*

31 Berengere Dubrulle

32 *SPEC, CEA, CNRS, Université Paris-Saclay,*
33 *F-91191 CEA Saclay, Gif-sur-Yvette, France*

34 Sandro Vaienti

35 *Aix Marseille Université, Université de Toulon, CNRS, 13009 Marseille, France*

36 (Dated: March 22, 2021)

Abstract

37

38 We investigate the role of sub-proton dynamics in inducing large-scale transitions in the solar
39 wind magnetic field by means of dynamical systems metrics based on instantaneous fractal di-
40 mensions. By looking at the corresponding multiscale features, we observe a break in the average
41 attractor dimension occurring at the crossover between the inertial and the sub-proton regime.
42 Our analysis suggests that large-scale transitions are induced by sub-proton dynamics through an
43 inverse cascade mechanism driven by local correlations, while electron contributions (if any) are
44 hidden by instrumental noise.

45 The solar wind has been shown to be a natural laboratory for plasma physics, covering a
46 wide range of scales and being characterized by a large variety of phenomena as turbulence,
47 intermittency, waves, instabilities, and so on [1]. A lot of attention has been directed towards
48 understanding the scale-invariant features and self-organization of both the MHD/inertial
49 and the kinetic/dissipative regimes [2–4]. Indeed, by searching for scaling-law behaviors and
50 looking at high-order statistics several insights have been provided on turbulence and inter-
51 mittency [5] as well as on both the direct and inverse energy/enstrophy cascade mechanisms
52 [6, 7]. When exploring the multiscale variability of solar wind parameters, these approaches
53 are not able to investigate scale-to-scale effects, only providing a global view of the sys-
54 tem over a specific range of scales. Moreover, with the solar wind being characterized by
55 nonlinearities, emergent phenomena, and cross-scale coupling, the natural framework to ob-
56 tain a suitable description of scale-dependent features is via dynamical system theory [8, 9].
57 Within this framework, Alberti *et al.* [10] recently introduced a novel formalism to deal with
58 the characterization of the multiscale nature of fluctuations by deriving suitable multiscale
59 measures of complexity when looking at the behavior of scale-dependent phase-space tra-
60 jectories. The basic idea is to combine a time series decomposition method (like Empirical
61 Mode Decomposition [11]) and the concept of generalized fractal dimensions [12] to char-
62 acterize how complexity varies among scales in a complex system, allowing a description of
63 scale-dependent underlying (multi)fractal features [10]. Let $x(t)$ be a time series assumed to
64 be composed of dynamical patterns at a "collection" of scales, i.e., $x(t) = x_0 + \sum_{\tau} \delta_{\tau}x(t)$,
65 with $\delta_{\tau}x(t)$ being a fluctuation at a mean scale τ and x_0 the steady-state average value.

* tommaso.alberti@inaf.it

66 Then, for each scale τ' we can define a natural measure $\mu_{\tau'}$ such that

$$67 \quad D_{q,\tau'} = \frac{1}{q-1} \lim_{\ell \rightarrow 0} \frac{1}{\log \ell} \log \int d\mu_{\tau'}(x) \mu_{\tau'}(B_{x,\tau'}(\ell))^{q-1}, \quad (1)$$

68 with $B_{x,\tau'}(\ell)$ being the hyperball of size ℓ centered at the point x on the scale-dependent
69 phase-space of $\sum_{\tau < \tau'} \delta_{\tau} x(t)$ [10]. This approach has been demonstrated to be very promising
70 for revealing different dynamical features and behaviors of both paradigmatic model systems
71 and real-world time series [10, 13]. A modification of this newly introduced formalism is
72 to replace the generalized fractal dimensions, allowing a global topological and geometric
73 view of the scale-dependent phase-space, with instantaneous measures of the actual degrees
74 of freedom of a system, namely the local dimension [14] and phase-space local persistence.
75 As shown by Caby *et al.* [15], these quantities can be formally related to generalized fractal
76 dimensions and the local stability of the system. In particular, the distribution of the local
77 dimensions is modulated by the multifractal properties of the system.

78 In this Letter, we extend the formalism introduced by Alberti *et al.* [10] to characterize
79 the scale-dependent phase-space topology of solar wind magnetic field fluctuations over a
80 wide range of scales, moving from the kinetic, through the sub-proton to the inertial scales.
81 We use measurements coming from the Fast Plasma Investigation (FPI) instrument on board
82 of the Magnetospheric Multiscale Mission (MMS) satellites. Our goal is to test whether this
83 formalism is able to highlight the nature of the sudden changes in the large-scale dynamics
84 of the solar wind by looking at the interplay between the sub-proton and the inertial range
85 in triggering those transitions.

86 On November 24, 2017, the MMS orbit allowed to collect measurements in the pristine
87 solar wind, well outside the Earth's magnetosheath and the bow shock, for a long period (i.e.,
88 a few times longer than the typical correlation scale) of approximately 1 hour from 01:10 to
89 02:10 UT. Figure 1 (upper panel) displays an overview of the magnetic field measurements
90 collected by the FIELDS instrument suite [16] on board of MMS1 with a temporal resolution
91 $\Delta t = 128$ sample/s [17].

92 With the solar wind being usually considered as an example for nonlinear multiscale
93 dynamical systems, we diagnose its dynamical properties of the instantaneous (in time)
94 and local (in phase-space) states as represented by the three components of the magnetic
95 field. We use two dynamical systems metrics [18], the local dimension (d) and the in-
96 verse persistence (θ). The former is a measure of the active number of degrees of free-

97 dom, while the latter is a measure of phase-space persistence [19, 20]. Those instantaneous
 98 metrics are obtained by sampling the recurrences of a state ζ_B and observing that they
 99 are distributed according to extreme value theory. Formally, let ζ_B be a state of inter-
 100 est in phase-space and $g(B(t), \zeta_B) = -\log [\text{dist}(B(t), \zeta_B)]$ be the logarithmic return, where
 101 $\text{dist}(B(t), \zeta_B)$ is the Euclidean distance between $B(t)$ and ζ_B . If we define exceedances as
 102 $X(\zeta_B) = g(B(t), \zeta_B) - s(q, \zeta_B)$, with $s(q, \zeta_B)$ being an upper threshold corresponding to the
 103 q -th quantile of $g(B(t), \zeta_B)$, then the Freitas-Freitas-Todd theorem modified by Lucarini
 104 *et al.* [21] states that the cumulative distribution $F(X, \zeta_B)$ converges to the exponential
 105 member of the Generalized Pareto family

$$106 \quad F(X, \zeta_B) \simeq \exp \left[-\theta(\zeta_B) \frac{X(\zeta_B)}{d^{-1}(\zeta_B)} \right], \quad (2)$$

107 where $0 \leq d < \infty$ is the local dimension and $0 \leq \theta \leq 1$ is the inverse persistence of the state
 108 ζ_B in units of Δt [22]. Figure 1 shows the behavior of the local dimension d (middle panel)
 109 and the inverse persistence θ (lower panel). For all computations, we fix $q = 0.98$.

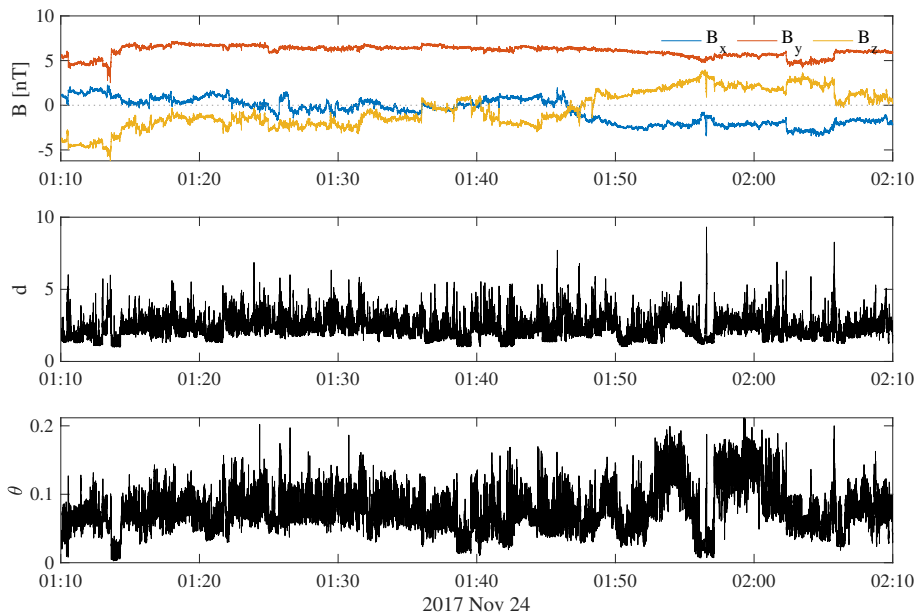


FIG. 1. (From top to bottom) The magnetic field components in the GSE reference system collected by the flux-gate magnetometer (FGM) on board of MMS1 at a resolution of $\Delta t = 128$ sample/s, the local dimension d , and the inverse persistence θ . The blue, red, and yellow lines refer to B_x , B_y , and B_z , respectively.

110 We observe a wide range of variability for the local dimension of $1 \lesssim d \lesssim 9$ with an
 111 average value $\langle d \rangle = 2.3 \pm 0.3$, while the inverse persistence θ is strictly confined to values

112 lower than 0.2 with $\langle\theta\rangle = 0.07 \pm 0.02$. This suggests that globally, the number of degrees of
 113 freedom is less than the phase-space dimension (i.e., $\langle d\rangle < 3$). This means that the dynamics
 114 is different from that of a stochastic process, for which d should exhibit small fluctuations
 115 around 3 and $\theta = 1$ [23]. A visual inspection suggests that larger d, θ are found in close
 116 correspondence with sudden changes in both B_x and B_z . The high number of degrees of
 117 freedom ($d > 3$) associated with sudden variations in magnetic field components suggests
 118 the existence of an unstable fixed point in the proximity of the transitions [14]. This is
 119 also observed in fluid turbulence showing multi-stability [24] and hints at the existence of
 120 an underlying strange stochastic attractor, i.e., the system lies in a subset of points of the
 121 whole phase-space. Indeed, although the cascade mechanism involves a wide range of scales,
 122 some of them seem to be less important than others and their description can arise from
 123 stochastic theory [24]. However, only looking at the whole time series does not provide
 124 information on the topology and the triggers of these transitions which depend on processes
 125 occurring at different scales.

126 To complete this analysis, we use Multivariate Empirical Mode Decomposition (MEMD)
 127 [25] to evaluate the scale-dependent fluctuations of magnetic field measurements. By defin-
 128 ing the multivariate signal $\mathbf{B}_\mu(t) = [B_x(t), B_y(t), B_z(t)]^T$, MEMD acts on its multivariate
 129 instantaneous properties to decompose it into a finite number of multivariate oscillating
 130 patterns $\mathbf{C}_{\mu,k}(t)$, called Multivariate Intrinsic Mode Functions (MIMFs), and a monotonic
 131 trend $\mathbf{R}_\mu(t)$ as

$$132 \quad \mathbf{B}_\mu(t) = \sum_{k=1}^N \mathbf{C}_{\mu,k}(t) + \mathbf{R}_\mu(t). \quad (3)$$

133 The core of the MEMD is the so-called *sifting process* that allows to derive the MIMFs in
 134 an adaptive way by exploiting the instantaneous local properties of a signal in terms of local
 135 extrema interpolation [see Ref. 25, for more details]. Each $\mathbf{C}_{\mu,k}(t)$ is a multivariate pattern
 136 representative of a peculiar dynamical feature that evolves on a typical mean scale

$$137 \quad \tau_k = \frac{1}{T} \int_0^T t' \langle \mathbf{C}_{\mu,k}(t') \rangle_\mu dt', \quad (4)$$

138 with T being the total length of the signal and $\langle \dots \rangle_\mu$ denoting an ensemble average over the
 139 μ -dimensional space [13]. Moreover, the spectral features of the multivariate signal $\mathbf{B}_\mu(t)$
 140 can also be easily investigated by introducing an estimator of the power spectral density
 141 (PSD) as

$$142 \quad S(\tau) = (\mathbb{E} [\mathbf{C}_{\mu,k}^2(t)] - \mathbb{E} [\mathbf{C}_{\mu,k}(t)]^2) \cdot \tau_k, \quad (5)$$

143 where \mathbb{E} denotes the expectation value. Thus, MEMD is particularly suitable for deriving
 144 scale-dependent patterns embedded in magnetic field data, providing the starting point for a
 145 multiscale characterization of the different dynamical regimes. The multivariate signal $\mathbf{B}_\mu(t)$
 146 is now interpreted as a collection of scale-dependent fluctuations belonging to different dy-
 147 namical regimes (noise, kinetic, sub-proton, inertial, . . .) that can be used to investigate how
 148 they contribute to the collective properties of the whole measurements. Indeed, following
 149 Alberti *et al.* [10], we can describe the dynamics at scales $\tau' < \tau$ as

$$150 \quad \mathbf{B}_\mu^\tau(t) = \sum_{k|\tau_k < \tau} \mathbf{C}_{\mu,k}(t) \quad (6)$$

151 such that we can define a scale-dependent local dimension d_k and inverse persistence θ_k by
 152 diagnosing the dynamical properties of $\mathbf{B}_\mu^\tau(t)$. To do this, we compute both d_k and θ_k for
 153 reconstructions of the first k MIMFs as in Eq. (3) until $k \rightarrow N$ for which $(d_k, \theta_k) \rightarrow (d, \theta)$.
 154 Figure 2 shows the distributions of both the local dimension and the inverse persistence as
 155 a function of the different scales τ .

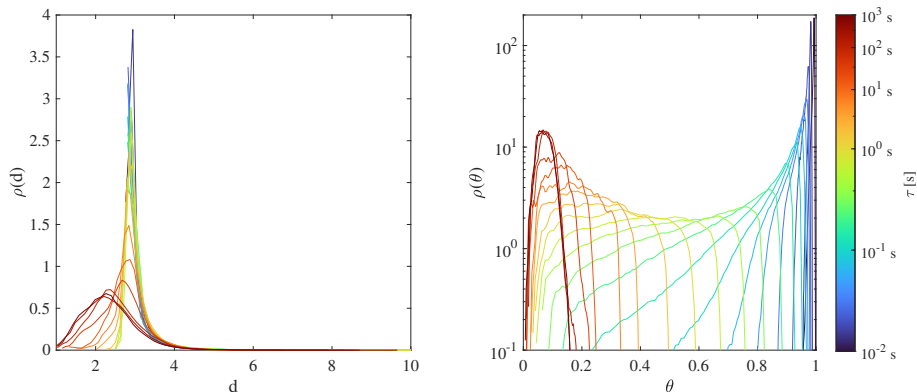


FIG. 2. Probability distribution functions $\rho(\cdot)$ of the local dimension d (left panel) and the inverse persistence θ as a function of the scale τ (colored lines).

156 We observe a decreasing d and a decreasing θ as τ increases, suggesting that the whole
 157 phase-space properties resemble those of a low-dimensional dynamical system. This is
 158 again reminiscent of the fluid-dynamical behavior as observed in the turbulent von Kar-
 159 man swirling flow, which despite very high Reynolds number, has been characterized by a
 160 low-dimensional stochastic attractor [24]. Conversely, larger d and larger θ characterize the
 161 short-term variability of the solar wind magnetic field, providing evidence for an underlying
 162 higher-dimensional structure. This seems to suggest a dynamical transition in the underly-

163 ing structure of the phase-space when moving from short- to long-term dynamics, i.e., when
 164 passing from sub-proton to inertial scales. To better underline these features we evaluate
 165 the average values of d and θ at the different scales τ and compared with the behavior of
 166 the PSD $S(\tau)$ (see Eq. 5) as reported in Figure 3.

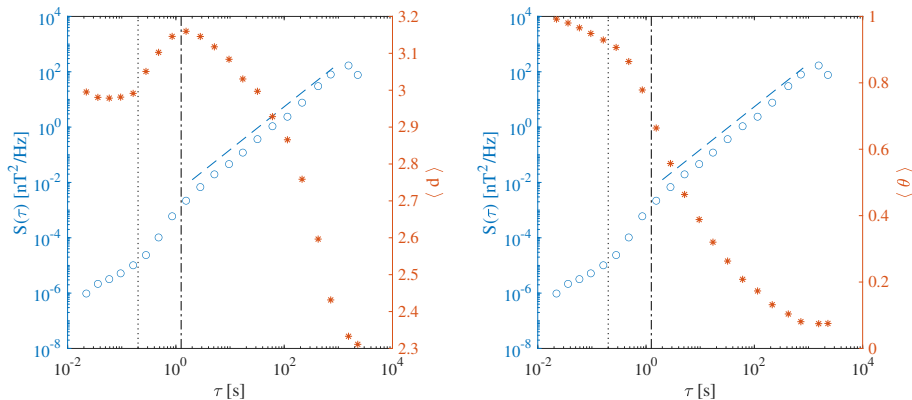


FIG. 3. Average values $\langle d \rangle$ (left panel, red asterisks) and $\langle \theta \rangle$ (right panel, red asterisks) at the different scales τ as compared with the behavior of the PSD $S(\tau)$ (blue circles). The dashed and dashed-dotted lines indicate the FGM instrumental noise limit ($f \sim 5$ Hz) to the inverse of the proton-cyclotron frequency ($f_{c_p} = 1/\tau_{c_p} = eB/m_p$), respectively. The dashed blue line highlights the Kolmogorov-like spectral scaling $\sim \tau^{5/3}$.

167 The behavior of $S(\tau)$ evidences the existence of three different dynamical regimes: the
 168 instrumental noise range for $\tau < 0.2$ s, the sub-proton range for $0.2 \text{ s} < \tau < 1.3$ s, and
 169 the inertial range for $\tau > 1.3$ s. These findings are well in agreement with the results of
 170 Bandyopadhyay *et al.* [17]. By looking at the behavior of $\langle d \rangle$ and $\langle \theta \rangle$ at the different scales
 171 τ we clearly observe a scale-dependent behavior of $\langle d \rangle$ that resembles that highlighted by
 172 $S(\tau)$. The instrumental noise regime is characterized by $\langle d \rangle = 3$ and $\langle \theta \rangle \approx 1$ suggesting, as
 173 expected, a purely stochastic origin for the short-term variability of magnetic field fluctua-
 174 tions (i.e., $\tau < 0.2$ s). From a dynamical system point of view, this means that ergodicity
 175 characterizes the phase-space, i.e., there exists a reference trajectory of a "typical" point
 176 that can be used for deducing the average behavior of the system.

177 The sub-proton regime ($\tau_{noise} < \tau < \tau_{c_p}$) is instead characterized by an increasing $\langle d \rangle$ as
 178 τ increases, reaching a maximum value $\langle d \rangle_{max} \approx 3.2$ for $\tau \sim \tau_{c_p}$ (i.e., larger than the topo-
 179 logical dimension of the system), together with a nonlinear decreasing $\langle \theta \rangle$ with τ , reaching
 180 an inflection point for $\tau \sim \tau_{c_p}$. These features have not been reported before in the literature

181 and can be interpreted as an increase in the average number of degrees of freedom at sub-
 182 proton scales due to the nonlinear energy cascade effects moving energy towards these scales
 183 [5]. Moreover, the behavior of $\langle d \rangle$ and $\langle \theta \rangle$ at $\tau \sim \tau_{c_p}$ is clearly the reflection of a dynamical
 184 transition occurring at the boundary between the sub-proton and the inertial regimes.
 185 Indeed, going towards larger scales (i.e., approaching the inertial range), we observe a de-
 186 creasing $\langle d \rangle$ and $\langle \theta \rangle$ with τ , reflecting a reduced-order nature of large-scale magnetic field
 187 fluctuations with an active number of degree of freedom that is lower than the topological
 188 dimension of the system ($\langle d \rangle < 3$). This points towards the possibility to describe the dy-
 189 namics across the inertial range as a low-dimensional dynamical system [9]. Furthermore,
 190 the reduced values of $\langle \theta \rangle$ suggest a long residence time of the system in the dynamical states
 191 corresponding to the inertial range, indicating that they can be interpreted as a collection
 192 of marginally stable fixed points of the dynamics with sub-proton scale induced transitions.
 193 Taking together the above results, we can firmly state that (i) the inertial range dynamics can
 194 be easily described as a reduced-order dynamical system, and (ii) the increasing dimension-
 195 ality of the sub-proton regime is a reflection of small-scale turbulence-induced magnetic field
 196 fluctuations due to a dynamical component that is external to the sub-proton physics, i.e.,
 197 dynamical information is introduced from processes occurring through the inertial regime
 198 and reflecting a direct energy cascade mechanism.

199 To further support the claim that a larger number of degrees of freedom in magnetic field
 200 fluctuations is only due to processes occurring at sub-proton scales while global properties
 201 are mainly related to inertial processes, we compare the behavior of the $d - \theta$ plane at two
 202 different scales τ_{c_p} and τ_I , with τ_I being the largest scale belonging to the inertial range (i.e.,
 203 $\tau_I \sim 10^3$ s) in dependence on the ratio between magnetic field fluctuations at that scale and
 204 their standard deviation as reported in Fig. 4.

205 We observe that larger values of d are associated with larger fluctuations at sub-proton
 206 scales, thus suggesting a key role of the organization of sub-proton scales in regulating the
 207 active number of degrees of freedom of the system. We also show that a very wide range
 208 of θ values is observed at sub-proton scales, thus reflecting an unstable (from a dynamical
 209 system point of view) nature of fluctuations within this regime. Conversely, when inertial
 210 scales are reached we evidence a reduced range of θ , confined below 0.2, together with a
 211 clearly narrower range of d with respect to the sub-proton regime. This suggests that the
 212 MHD dynamics is dominated by marginally stable fixed points conferring a low-dimensional

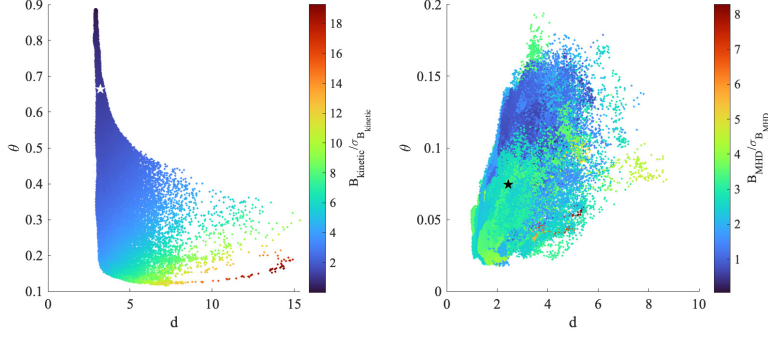


FIG. 4. $d - \theta$ plane at two different scales τ_{c_p} (left) and τ_I (right) in dependence on the ratio between magnetic field fluctuations at that scale and their standard deviation (colors). White and black asterisks correspond to the mean values of d and θ at the two different scales.

213 nature to the system.

214 To quantitatively demonstrate these observations, we evaluated the mutual informa-
 215 tion [26] between d (θ) and $\mathbf{B}_\mu^\tau(t)$ (Eq. 6) as shown in Fig. 5. A statistically significant
 216 dependency is clearly found between d and magnetic field fluctuations below the proton-
 217 cyclotron scale τ_{c_p} as well as between θ and the inertial range dynamics ($\tau \gtrsim \tau_{c_p}$). This
 218 quantitatively shows that the overall dynamics of solar wind magnetic field variability re-
 219 flects those observed at inertial scales, being characterized by a low-dimensional dynamics
 220 around marginally stable fixed points, while a larger number of degrees of freedom in con-
 221 junction with an unstable nature of the phase-space topology reflecting an externally forced
 222 dynamics is associated with the sub-proton range dynamics. The kinetic and electron scales
 223 contributions (if any) to the dynamics remain difficult to evaluate because of the prominent
 224 role of the noise overriding the kinetic and electron scales contributions at high frequency.

225 Our results provide the first quantitative evidence of large-scale turbulence-induced fluc-
 226 tuations, thus being a quantitative proof of the Richardson cascade effects on the sub-proton
 227 regime from the inertial one. We found that the number of degrees of freedom is larger than
 228 the topological dimension of the system as represented by the magnetic field ($D = 3$) at
 229 sub-proton scales ($\tau > \tau_{c_p}$), while a low-dimensional phase-space is found at MHD scales
 230 ($\tau < \tau_{c_p}$). On one hand, this suggests the existence of an externally induced dynamics at
 231 sub-proton scales that can be related to the inertial range direct cascade mechanism; on
 232 the other hand, this also implies that there exists a degree of correlation between mag-
 233 netic field components that tends to reduce the effective number of degrees of freedom at

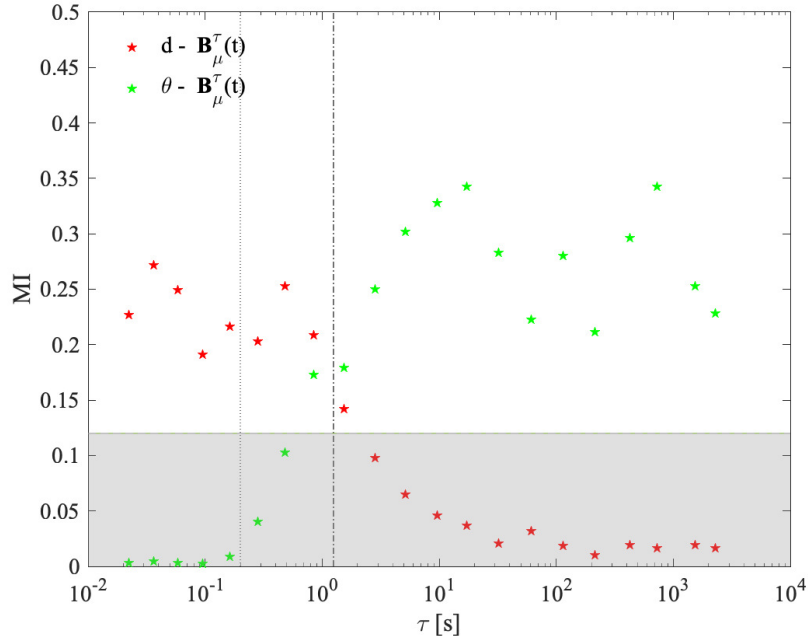


FIG. 5. Mutual information between d and $\mathbf{B}_\mu^\tau(t)$ (red) and between θ and $\mathbf{B}_\mu^\tau(t)$ (green). The dashed and dashed-dotted lines correspond to the FGM instrumental noise cutoff ($f \sim 5$ Hz) and the inverse of the proton-cyclotron frequency ($f_{c_p} = 1/\tau_{c_p} = eB/m_p$), respectively. The gray shaded area denotes the 95% significance level.

234 MHD scales. The latter result points towards a 2D nature of magnetic field fluctuations
 235 at MHD scales with an inverse enstrophy cascade typically arising in near two-dimensional
 236 incompressible decaying turbulence. Taken together, we firmly demonstrated that sudden
 237 variations observed in magnetic field measurements are associated with unstable fixed points
 238 characterizing the dynamics at sub-proton scales. These large-scale intermittent-like vari-
 239 ations cannot be definitely associated with coherent intermittent events belonging to the
 240 MHD domain, but seem to be related to an underlying stochastic strange attractor [27], in
 241 close analogy with the results obtained by Raphaldini *et al.* [28, 29] for MHD and Faranda
 242 *et al.* [24] for fluid turbulence. Indeed, we also demonstrated the existence of a different
 243 fixed point nature across the different scales, moving from an unstable point approached
 244 at sub-proton scales to marginally stable fixed points at inertial scales. Thus, the overall
 245 dynamics of solar wind magnetic field fluctuations consists of multi-stable and multiscale
 246 fixed points, opening a novel way to describe the solar wind via stochastic low-dimensional
 247 models featuring a large number of degrees of freedom [24, 27].

ACKNOWLEDGMENTS

249 We acknowledge the MMS team and instrument leads for data access and support. The
 250 data presented in this paper are the L2 data of MMS and can be accessed from the MMS
 251 Science Data Center (<https://lasp.colorado.edu/mms/sdc/public/>). TA, RVD, and GC ac-
 252 knowledge fruitful discussions within the scope of the International Team “Complex Systems
 253 Perspectives Pertaining to the Research of the Near-Earth Electromagnetic Environment”
 254 at the International Space Science Institute in Bern, Switzerland.

-
- 255 [1] R. Bruno and V. Carbone, *Turbulence in the Solar Wind*, Vol. 928 (2016).
 256 [2] V. Carbone, Scalings, Cascade and Intermittency in Solar Wind Turbulence, *Space Sci. Rev.*
 257 **172**, 343 (2012).
 258 [3] W. H. Matthaeus, M. Wan, S. Servidio, A. Greco, K. T. Osman, S. Oughton, and P. Dmitruk,
 259 Intermittency, nonlinear dynamics and dissipation in the solar wind and astrophysical plasmas,
 260 *Philosophical Transactions of the Royal Society of London Series A* **373**, 20140154 (2015).
 261 [4] D. Verscharen, K. G. Klein, and B. A. Maruca, The multi-scale nature of the solar wind,
 262 *Living Reviews in Solar Physics* **16**, 5 (2019), arXiv:1902.03448 [physics.space-ph].
 263 [5] A. N. Kolmogorov, Dissipation of Energy in Locally Isotropic Turbulence, *Akademiia Nauk*
 264 *SSSR Doklady* **32**, 16 (1941).
 265 [6] W. H. Matthaeus and M. L. Goldstein, Measurement of the rugged invariants of magnetohy-
 266 drodynamic turbulence in the solar wind, *J. Geophys. Res.* **87**, 6011 (1982).
 267 [7] L. Sorriso-Valvo, R. Marino, V. Carbone, A. Noullez, F. Lepreti, P. Veltri, R. Bruno, B. Bavas-
 268 sano, and E. Pietropaolo, Observation of Inertial Energy Cascade in Interplanetary Space
 269 Plasma, *Phys. Rev. Lett.* **99**, 115001 (2007), arXiv:astro-ph/0702264 [astro-ph].
 270 [8] V. Carbone and P. Veltri, Relaxation processes in magnetohydrodynamics - A triad-interaction
 271 model, *Astron. Astrophys.* **259**, 359 (1992).
 272 [9] T. Alberti, G. Consolini, and V. Carbone, A discrete dynamical system: The poor man’s
 273 magnetohydrodynamic (PMMHD) equations, *Chaos* **29**, 103107 (2019).
 274 [10] T. Alberti, G. Consolini, P. D. Ditlevsen, R. V. Donner, and V. Quattrociochi, Multiscale
 275 measures of phase-space trajectories, *Chaos* **30**, 123116 (2020).

- 276 [11] N. E. Huang, Z. Shen, S. R. Long, M. C. Wu, H. H. Shih, Q. Zheng, N. C. Yen, C. C. Tung,
277 and H. H. Liu, The empirical mode decomposition and the Hilbert spectrum for nonlinear and
278 non-stationary time series analysis, *Proceedings of the Royal Society of London Series A* **454**,
279 903 (1998).
- 280 [12] H. G. E. Hentschel and I. Procaccia, The infinite number of generalized dimensions of fractals
281 and strange attractors, *Physica D Nonlinear Phenomena* **8**, 435 (1983).
- 282 [13] T. Alberti, R. V. Donner, and S. Vannitsem, Multiscale fractal dimension analysis of a reduced
283 order model of coupled ocean-atmosphere dynamics, *Earth System Dynamics Discussions*
284 **2021**, 1 (2021).
- 285 [14] D. Faranda, V. Lucarini, G. Turchetti, and S. Vaienti, Generalized Extreme Value Distribution
286 Parameters as Dynamical Indicators of Stability, *International Journal of Bifurcation and*
287 *Chaos* **22**, 1250276 (2012), arXiv:1107.5972 [math.DS].
- 288 [15] T. Caby, D. Faranda, G. Mantica, S. Vaienti, and P. Yiou, Generalized dimensions, large
289 deviations and the distribution of rare events, *Physica D Nonlinear Phenomena* **400**, 132143
290 (2019), arXiv:1812.00036 [math.DS].
- 291 [16] R. B. Torbert, C. T. Russell, W. Magnes, R. E. Ergun, P. A. Lindqvist, O. Le Contel, H. Vaith,
292 J. Macri, S. Myers, D. Rau, J. Needell, B. King, M. Granoff, M. Chutter, I. Dors, G. Olsson,
293 Y. V. Khotyaintsev, A. Eriksson, C. A. Kletzing, S. Bounds, B. Anderson, W. Baumjohann,
294 M. Steller, K. Bromund, G. Le, R. Nakamura, R. J. Strangeway, H. K. Leinweber, S. Tucker,
295 J. Westfall, D. Fischer, F. Plaschke, J. Porter, and K. Lappalainen, The FIELDS Instrument
296 Suite on MMS: Scientific Objectives, Measurements, and Data Products, *Space Sci. Rev.* **199**,
297 105 (2016).
- 298 [17] R. Bandyopadhyay, A. Chasapis, R. Chhiber, T. N. Parashar, B. A. Maruca, W. H. Matthaeus,
299 S. J. Schwartz, S. Eriksson, O. Le Contel, H. Breuillard, J. L. Burch, T. E. Moore, C. J.
300 Pollock, B. L. Giles, W. R. Paterson, J. Dorelli, D. J. Gershman, R. B. Torbert, C. T. Russell,
301 and R. J. Strangeway, Solar Wind Turbulence Studies Using MMS Fast Plasma Investigation
302 Data, *The Astrophys. J.* **866**, 81 (2018), arXiv:1807.06140 [physics.space-ph].
- 303 [18] V. Lucarini, D. Faranda, and J. Wouters, Universal Behaviour of Extreme Value Statistics
304 for Selected Observables of Dynamical Systems, *Journal of Statistical Physics* **147**, 63 (2012),
305 arXiv:1110.0176 [cond-mat.stat-mech].
- 306 [19] N. R. Moloney, D. Faranda, and Y. Sato, An overview of the extremal index, *Chaos* **29**, 022101

- 307 (2019).
- 308 [20] T. Caby, D. Faranda, S. Vaienti, and P. Yiou, On the Computation of the Extremal Index for
309 Time Series, *Journal of Statistical Physics* **179**, 1666 (2019), arXiv:1904.04936 [math.DS].
- 310 [21] V. Lucarini, D. Faranda, J. Wouters, and T. Kuna, Towards a General Theory of Extremes
311 for Observables of Chaotic Dynamical Systems, *Journal of Statistical Physics* **154**, 723 (2014),
312 arXiv:1301.0733 [cond-mat.stat-mech].
- 313 [22] A. C. Moreira Freitas, J. Milhazes Freitas, and M. Todd, Extremal Index, Hitting Time
314 Statistics and periodicity, arXiv e-prints , arXiv:1008.1350 (2010), arXiv:1008.1350 [math.PR].
- 315 [23] D. Faranda, J. Milhazes Freitas, V. Lucarini, G. Turchetti, and S. Vaienti, Extreme value
316 statistics for dynamical systems with noise, *Nonlinearity* **26**, 2597 (2013), arXiv:1208.5582
317 [math.DS].
- 318 [24] D. Faranda, Y. Sato, B. Saint-Michel, C. Wiertel, V. Padilla, B. Dubrulle, and F. Davi-
319 aud, Stochastic Chaos in a Turbulent Swirling Flow, *Phys. Rev. Lett.* **119**, 014502 (2017),
320 arXiv:1607.08409 [physics.flu-dyn].
- 321 [25] N. Rehman and D. P. Mandic, Multivariate empirical mode decomposition, *Proceedings of*
322 *the Royal Society of London Series A* **466**, 1291 (2010).
- 323 [26] Given two signals $s_1(t)$ and $s_2(t)$ the mutual information is defined as $MI =$
324 $\sum_{j,k} p(s_1(t_j), s_2(t_k)) \log \frac{p(s_1(t_j), s_2(t_k))}{p(s_1(t_j))p(s_2(t_k))}$ where $p(s_1, s_2)$ is the joint probability of observing the
325 pair of values (s_1, s_2) , while $p(s_1)$ and $p(s_2)$ are the independent distributions. For statisti-
326 cally independent time series $MI = 0$, while for correlated time series $MI \geq MI_{th}$, a threshold
327 associated with a particular statistical significance level (e.g., 95%).
- 328 [27] V. Carbone, F. Lepreti, A. Vecchio, T. Alberti, and F. Chiappetta, On the origin of high-
329 frequency magnetic fluctuations in the interplanetary medium: a Brownian-like approach ,
330 *Frontiers in Physics* **in press**, 10.3389/fphy.2021.613759 (2021).
- 331 [28] B. Raphaldini, D. Ciro, E. S. Medeiros, L. Massaroppe, and R. I. F. Trindade, Evidence for
332 crisis-induced intermittency during geomagnetic superchron transitions, *Phys. Rev. E* **101**,
333 022206 (2020), arXiv:1905.05834 [physics.geo-ph].
- 334 [29] B. Raphaldini, E. S. Medeiros, D. Ciro, D. R. Franco, and R. I. F. Trindade, Geomagnetic re-
335 versals at the edge of regularity, *Physical Review Research* **3**, 013158 (2021), arXiv:2006.15420
336 [physics.geo-ph].