



**HAL**  
open science

# Quantitative assessment of the structure of Ge<sub>20</sub>Te<sub>73</sub>I<sub>7</sub> chalcogenide glass by first-principles molecular dynamics

Assil Bouzid, Tan-Lien Pham, Ziyad Chaker, Mauro Boero, Carlo Massobrio, Young-Han Shin, Guido Ori

## ► To cite this version:

Assil Bouzid, Tan-Lien Pham, Ziyad Chaker, Mauro Boero, Carlo Massobrio, et al.. Quantitative assessment of the structure of Ge<sub>20</sub>Te<sub>73</sub>I<sub>7</sub> chalcogenide glass by first-principles molecular dynamics. *Physical Review B*, 2021, 103 (9), 10.1103/PhysRevB.103.094204 . hal-03186022

**HAL Id: hal-03186022**





**<https://hal.science/hal-03186022>**

Submitted on 30 Mar 2021

**HAL** is a multi-disciplinary open access archive for the deposit and dissemination of scientific research documents, whether they are published or not. The documents may come from teaching and research institutions in France or abroad, or from public or private research centers.

L'archive ouverte pluridisciplinaire **HAL**, est destinée au dépôt et à la diffusion de documents scientifiques de niveau recherche, publiés ou non, émanant des établissements d'enseignement et de recherche français ou étrangers, des laboratoires publics ou privés.

## Quantitative assessment of the structure of $\text{Ge}_{20}\text{Te}_{73}\text{I}_7$ chalcogenide glass by first-principles molecular dynamics

Assil Bouzid <sup>1,\*</sup>, Tan-Lien Pham <sup>2</sup>, Ziyad Chaker <sup>3</sup>, Mauro Boero,<sup>4</sup> Carlo Massobrio,<sup>4</sup>  
Young-Han Shin,<sup>2</sup> and Guido Ori <sup>4,†</sup>

<sup>1</sup>*Institut de Recherche sur les Céramiques, UMR 7315 CNRS-Université de Limoges, Centre Européen de la Céramique, 12 rue Atlantis 87068 Limoges Cedex, France*

<sup>2</sup>*Multiscale Materials Modeling Laboratory, Department of Physics, University of Ulsan, Ulsan 44610, Republic of Korea*

<sup>3</sup>*International Center for Materials Nanoarchitectonics (WPI-MANA), National Institute for Materials Science (NIMS), 3-13 Sakura, Tsukuba, Ibaraki 305-0003, Japan*

<sup>4</sup>*Université de Strasbourg, CNRS, Institut de Physique et Chimie des Matériaux de Strasbourg, UMR 7504, F-67034 Strasbourg, France*



(Received 16 December 2020; revised 2 March 2021; accepted 4 March 2021; published xxxxxxxxx)

First-principles molecular dynamics, within the density functional theory framework, is employed to assess the structural properties of the chalcogenide glass  $\text{Ge}_{20}\text{Te}_{73}\text{I}_7$  (gGTI). The calculated total x-ray and neutron structure factors are in quantitative agreement with the experimental counterparts. Glassy gGTI features a predominantly Ge-centered tetrahedral network moderately altered by iodine atoms. Compared to glassy  $\text{Ge}_{20}\text{Te}_{80}$ , gGTI shows a substantial decrease in the number of Ge-Te bonds as the presence of I leads to a breaking of the Ge-Te connections and favors the formation of Ge-I terminations where iodine atoms are onefold. Furthermore, we remark on a concomitant increase of mixed  $\text{GeTe}_{4-x}\text{I}_x$  tetrahedra and  $\text{GeTe}_{3-x}\text{I}_x$  trigonal pyramidal units. A minor yet not-negligible fraction of iodine atoms forms Te-I bonds. Breaking of Ge-Te connections and formation of terminal Ge(Te)-I bonds results in a reduced average coordination number associated with an increase of undercoordinated Ge at the expense of fourfold coordinated Ge atoms. The analysis of chains and rings statistics reveals the presence of both linear and cross-linked chains made of Te and five-members rings containing at least one Te-Te or one Ge-Ge homopolar bond.

DOI: [10.1103/PhysRevB.00.004200](https://doi.org/10.1103/PhysRevB.00.004200)

### I. INTRODUCTION

Chalcogenide glasses have a wealth of applications in far-infrared optics, optoelectronic devices, and photonics because of their broad transmission window (from the visible-near IR range to the mid-IR), low-phonon energy, and high chemical durability [1–4]. In particular, telluride-based glasses have a wide transparency window in the whole infrared range up to 28  $\mu\text{m}$ , crucial for applications in space optics, biochemistry, and gas sensing [5,6]. To reduce their intrinsic strong tendency to crystallize, telluride-based glasses are usually combined with suitable chemical elements [7]. In this respect, to prevent crystallization (i.e., devitrification)  $\text{Ge}_{20}\text{Te}_{80}$  (commonly identified with its reduced glass composition formula  $\text{GeTe}_4$ , gGT4 in what follows) can be modified with the addition of elements enhancing the temperature separation  $\Delta T$  between the glass transition  $T_g$  and the crystallization temperature  $T_x$  [8]. Danto *et al.* observed that the addition of Ga in glassy  $\text{Ga}_{10}\text{Ge}_{15}\text{Te}_{75}$  improved the glass stability by an increase of  $\Delta T$  up to 113 K with respect to 77 K in gGT4 [9]. Yet such an increase of  $\Delta T$  is still insufficient to prevent parasitic nucleation processes of Te, thus undermining potential applications in optical fibers. Wilhelm *et al.* has shown that

glassy  $\text{Ge}_{20}\text{Te}_{73}\text{I}_7$  (gGTI hereafter) is stable with an improved far-infrared-transmitting performance in the 2–22  $\mu\text{m}$  range increasing  $\Delta T$  to 124 K ( $T_g$ : 413 K and 423 K;  $T_x$ : 490 K and 547 K for gGT4 and gGTI) [6,10]. Within the family of chalcogenide glasses, other compounds such as Ga-Ge-Te-I and Ge-Te-Ag-I received special attention, but they did not perform better than gGTI in terms of glass stability [11–13].

In view of the above findings, it appears that one needs to better understand the interplay between the role of iodine, glass structure, and the glass-forming ability in these systems, with special emphasis on the strong tendency to crystallization driven by Te. In this respect, the structural mechanism of halogens incorporation into the chalcogenide glass network and its interaction with the other components is still elusive, receiving renewed attention for both gGTI and other chalcogenide glasses such as As-Se-I [14,15].

Former atomic-scale modeling simulations of gGTI and other Te-rich Te-Ge-X ( $X = \text{I, Se, Ga}$ ) glasses were performed by Jóvári *et al.* [7] using constrained reverse Monte Carlo (cRMC) simulations, combining experimental x-ray and neutron diffraction and extended x-ray absorption fine structure datasets. The produced gGTI glass model was described as made of  $\text{GeTe}_4$  and  $\text{GeTe}_3\text{I}$  tetrahedral connected by Te-Te bonds. To obtain this picture, Ge and I atoms were constrained to have four and one neighbors, respectively. This assumption was driven by the consideration that both Ge and I did not show any coordination defect in gGTI [7]. More

\*[assil.bouzid@unilim.fr](mailto:assil.bouzid@unilim.fr)

†[guido.ori@ipcms.unistra.fr](mailto:guido.ori@ipcms.unistra.fr)



76 recent results by the same group using unconstrained RMC  
 77 (uRMC) simulations showed a better agreement with the ex-  
 78 perimental data in terms of bond lengths and coordination for  
 79 both Ge-Te and Ga-Ge-Te based glasses [16,17]. By resorting  
 80 to first-principles molecular dynamics (FPMD) simulations,  
 81 within the density functional theory (DFT) framework, we  
 82 were able to accurately model binary and ternary chalcogenide  
 83 glasses, namely sulfides [18,19], selenides [20], and  
 84 tellurides [21–23]. A systematic assessment of the impact  
 85 of both the van der Waals (vdW) interactions and the  
 86 exchange-correlation (XC) functional allowed us to achieve  
 87 a quantitative description for the structure of gGT4 [24] and  
 88 Ga<sub>10</sub>Ge<sub>15</sub>Te<sub>75</sub> [25] glasses, substantiated by an unprecedented  
 89 agreement with x-ray and neutron scattering experiments. Our  
 90 methodology is further legitimated by a direct comparison  
 91 with the more recent results by Jóvári *et al.* [16,17], which  
 92 are in better agreement with our FPMD data than their former  
 93 results.

94 For these reasons, we are convinced we can safely apply  
 95 the same FPMD method to chalcogenide systems, since no  
 96 models of this kind have ever been proposed for this family  
 97 of systems. To fill this gap, we report in this paper the re-  
 98 sults of a thorough FPMD study devoted to the structure of  
 99 gGTI. Structural properties are analyzed in detail and com-  
 100 pared with available experimental data [7] as well as with  
 101 our former results on gGT4 [24]. For sake of completeness,  
 102 we also compare our FPMD results on gGT4 [24] with the  
 103 new set of experimental data by the team of Jóvári [16,17] on  
 104 Ge<sub>18.7</sub>Te<sub>81.3</sub> and Ge<sub>23.6</sub>Te<sub>76.4</sub> glasses.

105 Our paper is organized as follows. Section II reports on  
 106 the methodology and the model systems employed. Section  
 107 III is organized in five subsections, and it is devoted to a  
 108 critical analysis and discussion of our FPMD results. The first  
 109 two feature the comparison between theory and experiments  
 110 for the total structure factor  $S(k)$  and the pair correlation  
 111 functions  $g(r)$ . Then, we analyze the coordination numbers for  
 112 each chemical species composing the system, along with bond  
 113 angles distributions and bond order parameters. The analysis  
 114 of rings and chains statistics can be found in a final subsection.  
 115 Concluding remarks are collected in Sec. IV.

116 **II. COMPUTATIONAL METHODS AND MODEL**  
 117 **CONSTRUCTION**

118 We make use of FPMD in the Car-Parrinello [26] ver-  
 119 sion (CPMD) [27]. The XC exchange-correlation functional  
 120 adopted is composed by the Becke [28] and the Lee-Yang-  
 121 Parr [29] (BLYP) functionals for exchange and correlation,  
 122 respectively. The valence-core interaction is described by  
 123 norm-conserving Troullier-Martins (TM) pseudopotentials  
 124 (PPs) [30]. Valence electrons are accounted for in terms of  
 125 a plane-wave basis set with an energy cutoff of 40 Ry. The  
 126 Brillouin zone sampling is limited to the  $\Gamma$  point as it is cus-  
 127 tomary for disordered systems. A fictitious electron mass of  
 128 850 a.u. and a time step  $\Delta t = 0.12$  fs ensured a good numer-  
 129 ical control of the constant of motion. The ionic temperature  
 130 was controlled with a Nosé-Hoover [31–33] thermostat chain  
 131 [34], whereas for the fictitious electronic kinetic energy we  
 132 used a Blöchl-Parrinello thermostat [35] with a target kinetic

energy of 0.08 a.u. Van der Waals long-range dispersion forces  
 were included via the DFT-D2 formula of Grimme [36].

Two Ge<sub>20</sub>Te<sub>73</sub>I<sub>7</sub> glass models (hereafter termed as gGTI<sub>1</sub>  
 and gGTI<sub>2</sub>) were generated by quenching from the melt.  
 The two initial configurations consisted of disordered systems  
 made of 480 atoms (96 Ge, 350 Te, and 34 I) in a cubic  
 simulation cell of side 25.5045 Å, corresponding to an atomic  
 number density of 0.02893 Å<sup>-3</sup>. Given this value, the two final  
 glass systems at the end of the thermal cycle ( $T = 300$  K)  
 had a negligible residual pressure ( $<0.8$  GPa). Our selected  
 density is 4.5% higher than the experimental density (5.36  
 g cm<sup>-3</sup>, see Ref. [37]). Overall, the choice of working at neg-  
 ligible pressure instead of imposing the experimental density  
 is more rewarding in terms of comparison with experimental  
 structural data. Periodic boundary conditions were applied  
 throughout the FPMD simulations. Both models underwent  
 a thermal cycle via canonical NVT simulations, according to  
 the following protocol. For gGTI<sub>1</sub> the simulations lasted 5 ps  
 at  $T = 300$  K, 5 ps at  $T = 600$  K, 16 ps at  $T = 900$  K, 10  
 ps at  $T = 600$  K, and 34 ps at  $T = 300$  K. For gGTI<sub>2</sub>, the  
 corresponding quantities were 2.5 ps at  $T = 300$  K, 2.5 ps at  
 $T = 600$  K, 10 ps at  $T = 900$  K, 8 ps at  $T = 600$  K, and 12  
 ps at  $T = 300$  K. We remark that at 900 K both systems are  
 characterized by pair correlation functions reminiscent of the  
 liquid state, ensuring an effective loss of memory of the initial  
 configurations. In what follows, the results are presented as  
 time-average values on each distinct set of coordinates on  
 the last part (10 ps) of the thermal cycles at  $T = 300$  K.  
 Representative configurations of gGTI models and raw trajec-  
 tory data are available at the European Center of Excellence  
 Novel Materials Discovery (CoE-NOMAD) repository (see  
 Ref. [38]).

165 **III. RESULTS AND DISCUSSION**

166 **A. Total structure factors**

The total neutron structure factor  $S_T^n(k)$  is defined by

$$S_T^n(k) - 1 \equiv \sum_{\alpha=1}^n \sum_{\beta=1}^n \frac{c_{\alpha}c_{\beta}b_{\alpha}b_{\beta}}{\langle b \rangle^2} [S_{\alpha\beta}^{\text{FZ}}(k) - 1], \quad (1)$$

where  $\alpha$  and  $\beta$  denote the chemical species,  $n$  is the number  
 of the different chemical species,  $c_{\alpha}$  and  $b_{\alpha}$  are the atomic  
 fraction and coherent neutron scattering length of the chemi-  
 cal specie  $\alpha$ ,  $\langle b \rangle = c_{\alpha}b_{\alpha} + c_{\beta}b_{\beta}$  is the mean coherent neutron  
 scattering length, and  $S_{\alpha\beta}^{\text{FZ}}(k)$  is a Faber-Ziman (FZ) partial  
 structure factor.

$$S_{\alpha\beta}^{\text{FZ}}(k) - 1 \equiv \frac{4\pi n_0}{k} \int_0^{\infty} r [g_{\alpha\beta}(r) - 1] \sin(kr) dr \quad (2)$$

In the real space, the corresponding quantity is the total pair  
 distribution function:

$$g_T(r) - 1 = \frac{1}{2\pi^2 n_0 r} \int_0^{\infty} k [S_T(k) - 1] \sin(kr) dk$$

$$= \sum_{\alpha=1}^n \sum_{\beta=1}^n \frac{c_{\alpha}c_{\beta}b_{\alpha}b_{\beta}}{\langle b \rangle^2} [g_{\alpha\beta}(r) - 1], \quad (3)$$

where  $n_0$  is the atomic number density and  $g_{\alpha\beta}(r)$  is a partial  
 pair distribution function.

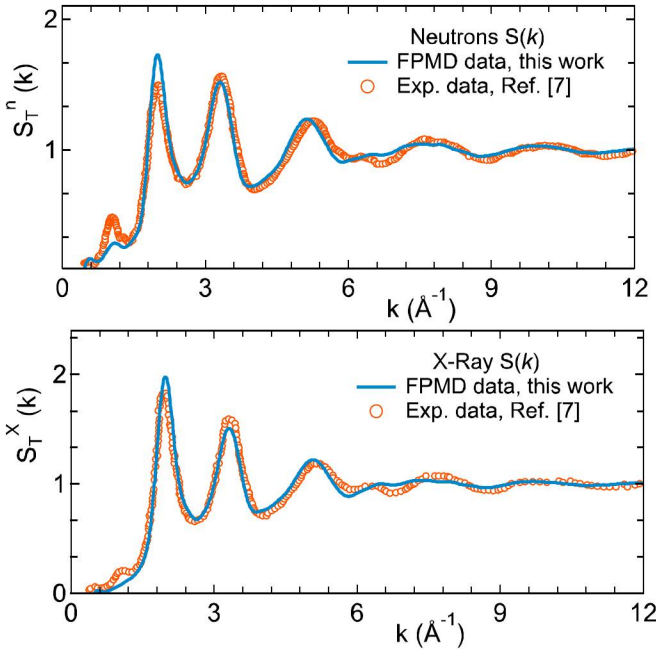


FIG. 1. Calculated total neutron and x-ray structure factors  $S(k)$  of glassy gGTI at 300 K (blue solid line). The experimental data (orange open circles) are taken from the work of Jóvári *et al.* [7].

178 Analogously, the total x-ray structure factor  $S_T^X(k)$  is defined by:  
179

$$S_T^X(k) - 1 = \sum_{\alpha=1}^n \sum_{\beta=1}^n \frac{c_{\alpha} c_{\beta} f_{\alpha} f_{\beta}}{|\langle f \rangle|^2} [S_{\alpha\beta}^{\text{FZ}}(k) - 1], \quad (4)$$

180 where  $f_{\alpha}$  and  $f_{\beta}$  are the corresponding scattering factors.

181 The calculated total neutron and x-ray structure factors  
182  $S_T^n(k)$  and  $S_T^X(k)$  of gGTI simulated at 300 K are shown in  
183 Fig. 1 and compared with their experimental counterparts  
184 for an identical composition [7]. Additional information is  
185 available in Fig. S1 of the Supplemental Material (SM) for  
186  $S_T^n(k)$  and  $S_T^X(k)$  [39]. We remark the excellent agreement for  
187 the shapes of  $S_T^n(k)$  and  $S_T^X(k)$  over the entire  $k$  range. The  
188 only discrepancies are related to a less pronounced first sharp  
189 diffraction peak (FSDP) at  $\sim 1 \text{ \AA}^{-1}$  and a slight overestimate  
190 of the intensity of the second peak at  $\sim 2.1 \text{ \AA}^{-1}$ . The presence  
191 of a feature at the FSDP location is indicative of a limited  
192 degree of intermediate range order for the gGTI system, in a  
193 way analogous to what found in the  $\text{Ga}_{10}\text{Ge}_{15}\text{Te}_{75}$  [25] glass.

194 The quantitative agreement with the experimental data [7]  
195 is confirmed by a remarkable goodness-of-fit  $R_x$  parameter  
196 [40], defined as:

$$R_x = \left\{ \frac{\sum_i [T_{\text{exp}}(r_i) - T_{\text{FPMD}}(r_i)]^2}{\sum_i T_{\text{exp}}^2(r_i)} \right\}^{1/2}, \quad (5)$$

197 where  $T(r_i)$  denotes a real space correlation function. For  
198 gGTI, we obtained  $R_x = 5.91\%$  and  $5.53\%$  for neutron and  
199 x-ray structure factors, respectively. These  $R_x$  values are in  
200 line with the degree of quantitative agreement found with  
201 former results on gGT4,  $R_x = 8.9\%$  [7]. In the SM section  
202 we have added a comparison of the average total neutron  
203 structure factor  $S_T^n(k)$  of gGT4 with the original and new set

TABLE I. Bond lengths  $r_{ij}$  (in  $\text{\AA}$ ) in terms of position of the first maximum of the pair correlation functions  $g_{ij}(r)$ , partial coordination numbers  $n_{ij}$  obtained by integration of  $g_{ij}$  up to the first minimum, coordination numbers  $n_i$ , and average coordination number  $\bar{n}$ . We include the percentage of Ge and Te atoms involved in homopolar bonds  $N_{\text{GeGe}}$  and  $N_{\text{TeTe}}$ , and the percentages of Ge atoms making edge-sharing (ES) or corner-sharing (CS) connections. The statistical uncertainties on the reported values are  $\pm 0.03 \text{ \AA}$  and  $\pm 0.05$  for distances and coordinations, respectively.

	Ge <sub>18.7</sub> Te <sub>81.3</sub> <sup>a</sup>	Ge <sub>23.6</sub> Te <sub>76.4</sub> <sup>a</sup>	GT4 <sup>b</sup>	GTI <sup>c</sup>	GTI <sup>d</sup>
	Expt.	Expt.	FPMD	Expt.	FPMD
$r_{\text{GeGe}}$		2.45	2.43		2.43
$r_{\text{GeTe}}$	2.61	2.61	2.59	2.60	2.61
$r_{\text{TeTe}}$	2.76	2.75	2.84	2.70	2.83
$r_{\text{GeI}}$				2.58	2.54
$r_{\text{TeI}}$					2.86
$n_{\text{GeGe}}$		0.44	0.37		0.33
$n_{\text{GeTe}}$	4.10	3.66	3.64	3.73	3.21
$n_{\text{TeTe}}$	0.94	0.93	1.40	1.00	1.39
$n_{\text{GeI}}$				0.29	0.28
$n_{\text{TeI}}$				0.03	0.04
$n_{\text{Ge}}$	4.10	4.00	3.97	3.97	3.81
$n_{\text{Te}}$	2.00	2.06	2.31	2.04	2.32
$n_{\text{I}}$				0.63	1.24
$\bar{n}$	2.39	2.53	2.65	2.32	2.54
$N_{\text{GeGe}}$			30.30		25.32
$N_{\text{TeTe}}$			80.26		81.06
$N_{\text{Ge}}^{\text{CS}}$			53.07		61.16
$N_{\text{Ge}}^{\text{ES}}$			16.60		13.52

<sup>a</sup>Combining experiments and uRMC calculations, from Ref. [16].

<sup>b</sup>From Ref. [24], FPMD simulations.

<sup>c</sup>Combining experiments and cRMC calculations, from Ref. [7].

<sup>d</sup>This work, FPMD simulations.

of experimental data of Jóvári *et al.* [7,16,41] for Ge<sub>18.7</sub>Te<sub>81.3</sub> 204  
and Ge<sub>23.6</sub>Te<sub>76.4</sub> glasses (Fig. S2:  $R_x = 7.07\%$  and  $6.55\%$ , 205  
respectively). The agreement found is worth pointing out. 206

## B. Total and partial pair correlation functions 207

The calculated total and partial pair correlation functions (PCFs)  $g_{\alpha\beta}(r)$  for gGTI are shown in Fig. 2. A comparison is provided with gGT4 obtained by our team with the same computational approach [24]. In Fig. S3 of the SM we also provide the total and partial PCFs for the two distinct trajectories of gGTI. The trends exhibited by  $g_{\alpha\beta}(r)$  for the two models are rather similar over the whole range of distances. The picture emerging from the PCFs is quantitatively complemented by the nearest-neighbor distances given in Table I, intended as the first peak position averaged over the two available trajectories. 208  
209  
210  
211  
212  
213  
214  
215  
216  
217  
218

In what follows, we first consider the FPMD results for gGT4 by taking advantage of the recent work by Jóvári *et al.* for Ge<sub>18.7</sub>Te<sub>81.3</sub> and Ge<sub>23.6</sub>Te<sub>76.4</sub> glasses [16]. Nearest-neighbor distances of Ge-Te and Ge-Ge (2.59  $\text{\AA}$  and 2.43  $\text{\AA}$ ) are reproducing within the statistical uncertainty the values of 2.61  $\text{\AA}$  and 2.45  $\text{\AA}$  reported in Ref. [16]). The only noticeable difference is found in the Te-Te distances (2.84 vs 2.75–2.76  $\text{\AA}$ ). However, this is compatible with the broad distribution 219  
220  
221  
222  
223  
224  
225  
226



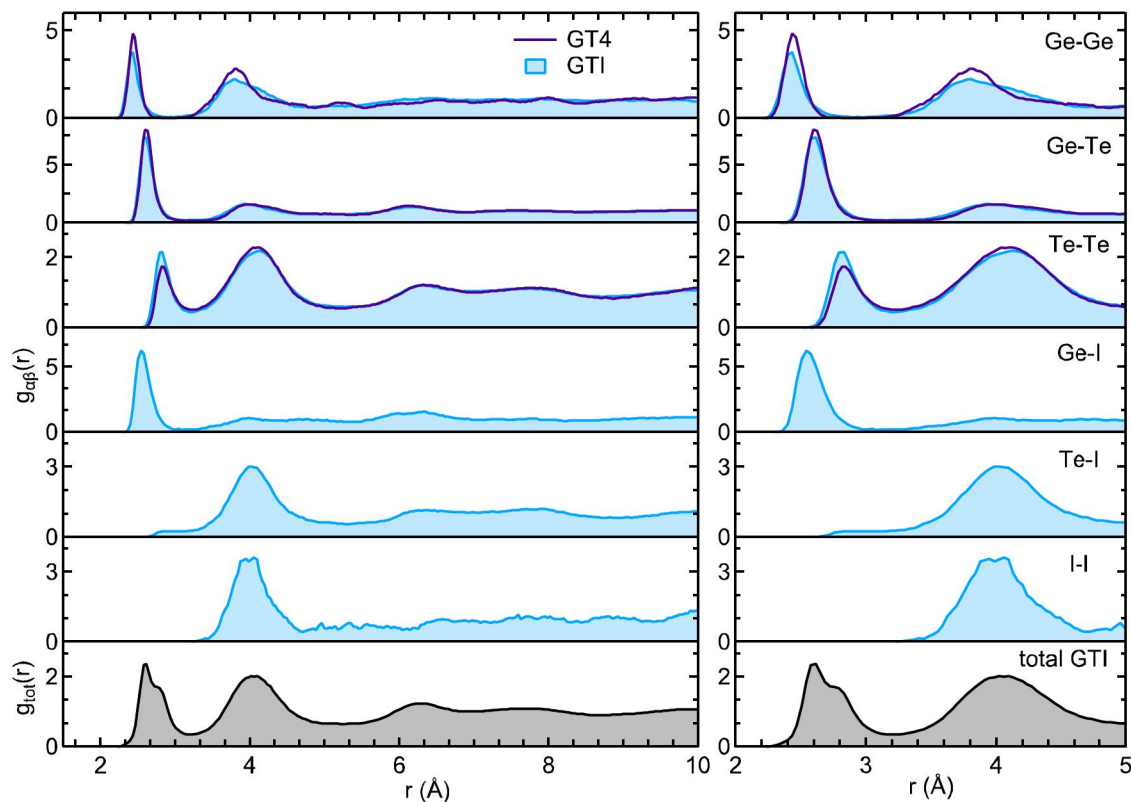


FIG. 2. Left: Calculated total and pair correlation functions  $g_{\alpha\beta}(r)$  ( $\alpha, \beta = \text{Ge, Te, I}$ ) for gGTI system (blue and black solid lines). The  $g_{\alpha\beta}(r)$  data of gGT4 is also shown (purple solid line) [24]. Right: Zoom-in within the 2–5 Å range.

227 of Te-Te distances reported in the literature for telluride  
 228 glasses. Namely, values found are in the range 2.77–2.82 Å  
 229 in glassy  $\text{Ge}_x\text{-Te}_{100-x}$  by EXAFS [42,43] and 2.70–2.79 Å  
 230 by a combination of x-ray diffraction, EXAFS, and RMC  
 231 [44,45]. Also, 2.79–2.80 Å values were reported for Ge-Ga-Te  
 232 [46] and 2.77–2.79 Å for Ge-Te-Ag-I glasses by the same  
 233 combination of measurements [47]. By focusing on the atomic  
 234 structure, we first observe that the pair correlation functions  
 235 PCFs of gGTI look to a very good extent similar to those  
 236 of gGT4. However, for gGTI, a decrease of the intensity  
 237 appears in the first main peaks of both Ge-Te and Ge-Ge  
 238 PCFs, while there is an increase in the Te-Te PCF  
 239 intensity around the first-coordination shell ( $<3.3$  Å). In the second-  
 240 coordination shell, corresponding to the peak centered at  $\sim 4.0$   
 241 Å in  $g_{\text{tot}}(r)$ , gGTI shows a less intense Ge-Ge second peak  
 242 with respect to gGT4. These results are the first evidence of  
 243 the disrupting role of iodine in the glass network, causing  
 244 a decrease of the number of Ge-Te connections and Ge-Ge  
 245 homopolar bonds. The shapes of the pair correlations func-  
 246 tions become similar for intermediate range order distances  
 247 ( $r > 6$  Å).

248 For gGTI, the first peak of  $g_{\text{GeI}}(r)$  contributes to the first  
 249 main peak of the total  $g_{\text{tot}}(r)$  (at  $\sim 2.55$  Å), along with addi-  
 250 tional contributions from  $g_{\text{GeTe}}(r)$  and  $g_{\text{GeGe}}(r)$ . Instead,  
 251 the first peak of the  $g_{\text{TeTe}}(r)$  is the major contribution to the  
 252 shoulder of the first main peak of  $g_{\text{tot}}(r)$  (at  $\sim 2.83$  Å). This  
 253 feature can be ascribed partially to Te-I distances, with a small  
 254 bump at 2.86 Å in  $g_{\text{TeI}}(r)$ . However, Te-I distances contribute  
 255 mainly to the second peak of the total  $g_{\text{tot}}(r)$  (at  $\sim 4.0$  Å). In  
 256 terms of nearest neighbor distances, Ge-Te and Ge-Ge are

257 in good agreement with the experimental values (Table I).  
 258 Although the original work of Jóvári *et al.* [7] on gGTI does  
 259 not report any measurable value of the Ge-Ge bonding, the  
 260 Ge-Ge bond distance in  $\text{Ge}_{23.6}\text{Te}_{76.4}$  is fully compatible with  
 261 the one we found in gGTI and gGT4. Indeed, the content of  
 262 Ge-Ge homopolar bonds found by FPMD in both gGTI and  
 263 gGT4 is on the verge of the accuracy of experimental probes  
 264 (see Sec. II C for details).

### C. Coordination number and local network environment

265 The coordination numbers  $\bar{n}_{\alpha\beta}$  for Ge, Te, and I calculated  
 266 for gGTI are listed in Table I. For comparison, the case of  
 267 gGT4 is included. The partial coordination numbers are given  
 268 in Table II. The coordination numbers  $\bar{n}_{\alpha\beta}$  are defined as the  
 269 average number of nearest neighbors of type  $\beta$  around an atom  
 270 of type  $\alpha$  within the range corresponding to the first minimum  
 271 of the corresponding pair correlation function. Specifically,  
 272  $\bar{n}$  reads  $\bar{n} = c_{\text{Ge}}n_{\text{Ge}} + c_{\text{Te}}n_{\text{Te}} + c_{\text{I}}n_{\text{I}}$ , where  $n_{\text{Ge}}$ ,  $n_{\text{Te}}$ , and  
 273  $n_{\text{I}}$ , and  $c_{\text{Ge}}$ ,  $c_{\text{Te}}$ , and  $c_{\text{I}}$  are the coordination numbers and the  
 274 concentration of each species, respectively. The coordination  
 275 numbers  $n_{\text{Ge}}$ ,  $n_{\text{Te}}$ , and  $n_{\text{I}}$  are given by  $n_{\text{GeGe}} + n_{\text{GeTe}} + n_{\text{GeI}}$ ,  
 276  $n_{\text{TeTe}} + n_{\text{TeGe}} + n_{\text{TeI}}$ , and  $n_{\text{II}} + n_{\text{IGe}} + n_{\text{ITe}}$ , for Ge, Te, and I  
 277 atoms, respectively. For consistency, we use the same cutoff  
 278 corresponding to the first minimum of the pair correlation  
 279 function for both gGTI and gGT4. Looking at the coordination  
 280 number  $n_{\text{GeGe}}$ , our gGTI model shows a value close to the  
 281 one found in gGT4 (0.33 and 0.37). These values are slightly  
 282 lower than the one found in  $\text{Ge}_{23.6}\text{Te}_{76.4}$  by Jóvári *et al.* [16]  
 283 (0.44) since gGTI has a slightly lower content of Ge. The  
 284

TABLE II. Distribution of the individual  $\bar{n}_\alpha(l)$  structural units where an atom of species  $\alpha$  (Ge, Te, or I) is  $l$ -fold coordinated to other atoms computed for the  $\text{Ge}_{20}\text{Te}_{73}\text{I}_7$  and  $\text{Ge}_{20}\text{Te}_{80}$  glasses. In bold are reported the total percentages determined for each  $l$ -fold coordination. These quantities have been calculated including neighbors separated by a cutoff corresponding to the first minimum in the  $g_{\alpha\beta}(r)$ . For the present work, the cutoffs used are 3.0, 3.15, 3.23, 3.1, and 3.4 Å for, respectively, the Ge-Ge, Ge-Te, Te-Te, Ge-I, and Te-I bonds. Only environments in a fraction >1% are reported.

		Proportions $\bar{n}_\alpha(l)$ (%)	
		$\text{Ge}_{20}\text{Te}_{80}$ <sup>a</sup> FPMD	$\text{Ge}_{20}\text{Te}_{73}\text{I}_7$ <sup>b</sup> FPMD
Ge atoms			
$l = 3$		<b>7.46</b>	<b>18.50</b>
	Te <sub>3</sub>	7.21	8.50
	Te <sub>2</sub> I		7.94
	GeTe <sub>2</sub>	0.25	1.54
$l = 4$		<b>89.31</b>	<b>79.44</b>
	Te <sub>4</sub>	61.23	41.71
	GeTe <sub>3</sub>	21.10	14.93
	Te <sub>3</sub> I		12.48
	Ge <sub>2</sub> Te <sub>2</sub>	6.98	5.71
	GeTe <sub>2</sub> I		3.14
$l = 5$		<b>3.11</b>	<b>1.19</b>
	GeTe <sub>4</sub>	2.00	
	Te <sub>5</sub>	1.11	
Te atoms			
$l = 1$		<b>1.68</b>	<b>1.04</b>
$l = 2$		<b>68.91</b>	<b>68.83</b>
	GeTe	27.18	31.24
	Te <sub>2</sub>	26.40	24.61
	Ge <sub>2</sub>	15.33	12.54
$l = 3$		<b>26.60</b>	<b>26.93</b>
	GeTe <sub>2</sub>	11.96	10.73
	Te <sub>3</sub>	7.02	6.35
	Ge <sub>2</sub> Te	6.50	5.69
	Ge <sub>3</sub>	1.12	1.57
	Te <sub>2</sub> I		1.37
	GeTeI		1.07
$l = 4$		<b>2.38</b>	<b>2.72</b>
	GeTe <sub>3</sub>	1.20	
I atoms			
$l = 0$			<b>1.44</b>
$l = 1$			<b>74.39</b>
	Ge		59.13
	Te		15.27
$l = 2$			<b>23.33</b>
	GeTe		13.03
	Te <sub>2</sub>		7.73
	Ge <sub>2</sub>		2.57

<sup>a</sup>From Ref. [24].

<sup>b</sup>This work.

( $n_{\text{GeI}} = 0.28$ , in good agreement with the experimental value of 0.29). This behavior is indicative of a lower connectivity of the Ge-Te covalent network due to the inclusion of I. As a result the average coordination number of gGTI is found to be lower with respect to gGT4 ( $\bar{n}_{\text{gGT4}}: 2.65; \bar{n}_{\text{gGTI}}: 2.54$ ). Conversely, the value of  $n_{\text{TeTe}}$  of gGTI is similar to the one of gGT4 ( $\sim 1.40$ ).

As a further element of comparison between the two glasses, we note that gGTI exhibits an amount of fourfold Ge sites ( $\sim 79\%$ ) somewhat lower than the content found in gGT4 ( $\sim 89\%$ ). Among these fourfold atoms, 15.6% belong to mixed-anion units carrying one I atom, at variance with gGT4 (Ge-Te<sub>3</sub>I and Ge-GeTe<sub>2</sub>I). The content of undercoordinated Ge increases in gGTI, for which threefold Ge sites have a similar content of Ge-Te<sub>3</sub> and Ge-Te<sub>2</sub>I units ( $\sim 8\%$ ). Also, the amount of twofold Te in the gGTI is very similar to the one found in gGT4 (68.8% and 68.9%). In most of the cases, I is coordinated to one neighboring atom ( $\sim 74.4\%$ ), preferentially forming a terminal Ge-I bond ( $\sim 59.1\%$ ). Although a non-negligible fraction (23.3%) of twofold coordinated I is found in Ge-I-Te connections ( $\sim 13.0\%$ ), some minor Te-I-Te and Ge-I-Ge connections have been observed.

As shown in Table I, the percentage of Te atoms involved in homopolar bonds features similar values in gGTI and gGT4, in a way consistent with a coordination number  $n_{\text{TeTe}} \sim 1.4$ . It appears that the replacement of Te with I induces the formation of mixed-anion fourfold Ge units and an increase of mixed-anion threefold Ge units. This effect promotes a larger fraction of the Te-Te-Ge connections and a related decrease in the relative amount of the Te-Te-Te and Ge-Te-Ge connections. Therefore, in glasses with a significant excess of Te, I atoms preferentially break Ge-Te bonds in Te-Te-Ge and Ge-Te-Ge chains and terminate them mainly with Ge-I bonds, plus a minor contribution of Te-I connections. Hence, available Te atoms left undercoordinated can form Te-Te-Te linkages. Figure 3(a) shows a representative subset of the major structural units around Ge and Te atoms found in gGTI.

#### D. Bond angle distributions and order parameter

The bond angle distributions of triads centered around the Te atoms (shown in Fig. 4, Ge-Te-Ge being the most representative of a tetrahedral order) reflect the connectivity among the structural units (with presence or absence of departures from the Ge-Te-Ge linkages) and the presence of Te chains. Table I shows that corner-sharing (CS) connections are more numerous than edge-sharing (ES) connections. In Ge-S and Ge-Se chalcogenides, these two kinds of connections correspond to angles close to  $\sim 103^\circ/\sim 100^\circ$  (CS) and  $\sim 83^\circ/\sim 90^\circ$  (ES), respectively. In the present case, we observe a main peak around  $\sim 93^\circ$ , as the result of a ES small peak centered at  $\sim 103^\circ$  and a major peak centered at  $\sim 94.5^\circ$ . These results point out a major structural difference between Te-based and S-based and Se-based chalcogenides having Ge as the tetrahedral predominant atom. Focusing on the Te-Te-Te and Te-Te-I bond angle distribution functions, we observe the presence of a double peak profile (at  $90^\circ$  and  $170^\circ$ ). In these cases, one has to account for the presence of Te chains or Te-Te-I units. The higher intensity at  $170^\circ$  for the Te-Te-I case reflects the presence at the tails of the chains of most of the I atoms bonded to

fact that in Ref. [16] both gGTI and glassy  $\text{Ge}_{18.7}\text{Te}_{81.3}$  are not assigned any  $n_{\text{GeGe}}$  value can be ascribed to the lower limit of the characterization measurement employed (set in Ref. [16] at  $\sim 0.3$ ). The value of  $n_{\text{GeTe}}$  in the gGTI is lower than the one found in gGT4 (3.21 and 3.64), and this goes along with a concomitant formation of terminal Ge-I bonds



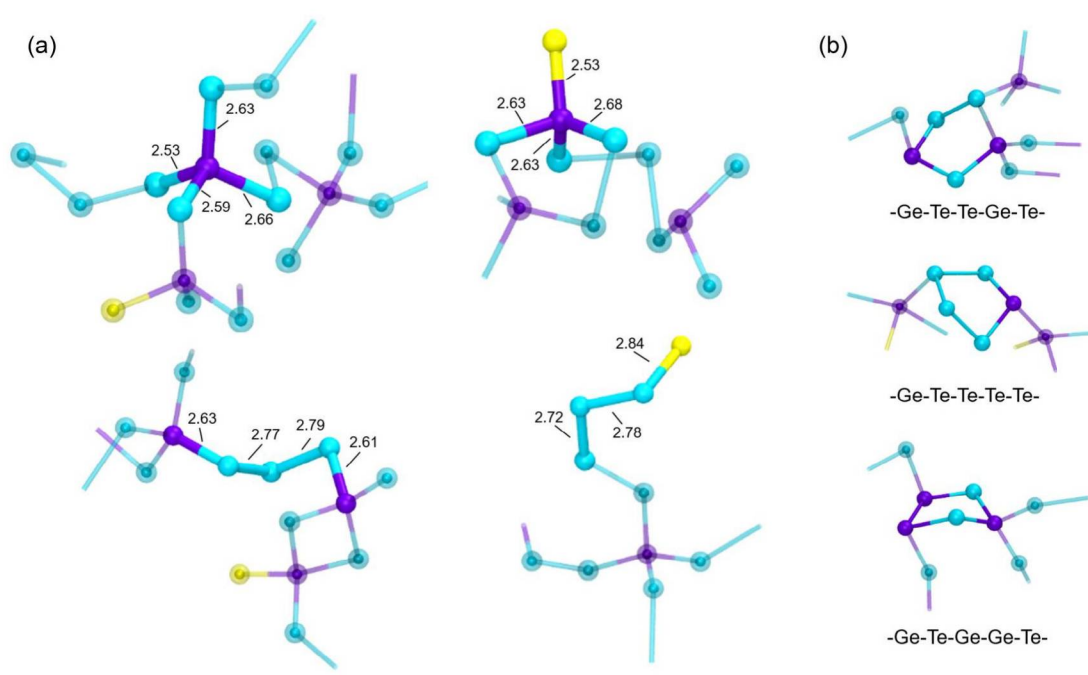


FIG. 3. (a) A representative subset of the structural units around Ge and Te atoms found in gGTI, where Ge atoms are purple, Te atoms are cyan, and I atoms are yellow. The following units are shown: GeTe<sub>4</sub> tetrahedra, GeTe<sub>3</sub>I mixed-anion tetrahedra, Te-Te-Te chain connecting two Ge-Te<sub>4</sub> units, and a terminal Te-Te-Te-I connection. The neighboring atoms are faded in light colors for clarity and the relevant bond distances are reported on the figure (Å). (b) The three most frequent types of five-member rings in gGTI.

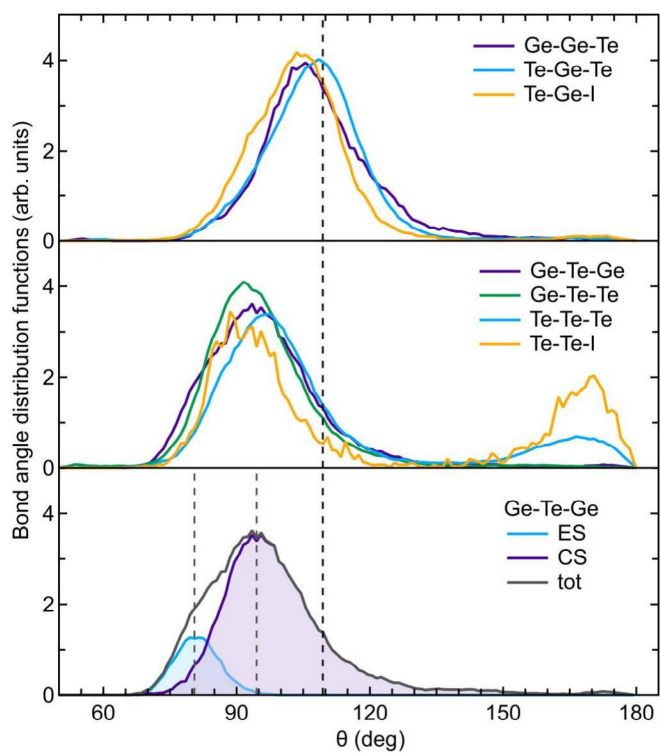


FIG. 4. Bond angle distributions functions (BAD) centered on Ge (top) and Te (middle) atoms. We also show the Ge-Te-Ge BAD which is decomposed in edge-sharing (ES) and corner-sharing (CS) contributions (bottom). The vertical black dashed line corresponds to 109.4° and the vertical gray dashed lines to the maximum of the ES (80.5°) and CS (94.5°) contributions.

Te atoms. The Te-Ge-Te bond angle distribution (and those in which Ge and I enters in defective connections, Ge-Ge-Te and Te-Ge-I) has its main peak centered at  $\sim 109^\circ$ . This is a well-known fingerprint of a tetrahedral network topology, observed when the majority of Ge atoms is connected in a tetrahedral fashion. The absence of any peak at  $180^\circ$  is indicative of the absence of defective octahedral Ge sites.

Further information on the atomic structure can be deduced from the order parameter  $q = 1 - \frac{3}{8} \sum_{i>k} (\frac{1}{3} + \cos \theta_{ijk})^2$ . This quantity is able to quantify the different weight of distinct coordination, the sum running over the bonded atom pairs where  $j$  is the central atom forming a bonding angle  $\theta_{ijk}$  with its neighbors. For a perfect tetrahedron, the order parameter is  $q = 1$ , while  $q = 0$  refers to an octahedral environment. A defective octahedron corresponds to  $q = 5/8$  for fourfold coordination and  $q = 7/8$  for threefold pyramidal ones. The peak at  $\sim 0.95z$  in Fig. S4 (see SM) indicates that the majority of fourfold Ge sites has a tetrahedral configuration, while the small broadening up to  $q = 0.65$  is due to defective fourfold Ge. The broad distribution in the range  $q = 0.75-0.95$  for the threefold Ge is a signature of trigonal pyramidal coordination for these defective Ge sites.

### E. Chains and rings statistics

On the basis of the results presented in the previous sections, gGTI and gGT4 result from a co of Ge-centered tetrahedra and Ge-Ge, Te-Te homopolar bonds. For each system, a deeper insight into the network organization can be obtained by resorting to the statistics of chains and rings. The role of chains is particularly relevant for amorphous Te

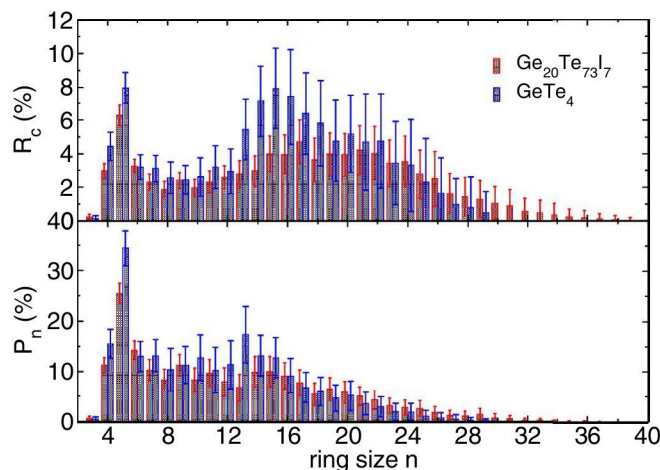


FIG. 5. Connectivity profiles, including standard deviations, for gGTI and gGT4 glasses calculated using the RINGS method. Top:  $R_c(n)$ , number of rings of size  $n$  normalized to the total number of atoms in the model. Bottom:  $P_n(n)$ , number of atoms at the origin of at least one ring of size  $n$  normalized to the total number of atoms in the model.

of Ge-Ge and Te-Te homopolar bonds.  $R_c(n)$  is characterized by two distinct patterns. For relatively low values of  $n$ , one main peak arises, corresponding to small rings containing five atoms. This peak is due to rings with at least one Ge-Ge or Te-Te homopolar bond. Figure 3(b) shows the most recurrent types of five atoms rings of gGTI: Ge-Te-Ge-Te-Te ( $\sim 53\%$ ), Ge-Te-Te-Te-Te ( $\sim 26\%$ ), and Ge-Te-Ge-Ge-Te ( $\sim 13\%$ ). For  $n$  ranging between 10 and 40, a rather broad distribution becomes visible, with a maximum around 20 atoms per ring. The case of gGT4 shows a similar trend with the only noticeable difference in the maximum of the broad distribution centered at 15 atoms per rings. However, we remind that error bars affect the results for gGT4 at large ring sizes because of the relatively small size of the simulated model (215 atoms) [24]. Focusing on the network picture provided by  $P_n(n)$ , we remark that rings containing five atoms are the shortest paths for almost a third and fourth of all atoms in gGT4 and gGTI, respectively. Hence, we can infer that these rings are the basic building blocks of the topological network for medium range distances in gGTI, although some larger ring sizes (as  $n = 14$ ) do involve more than 10% of the atoms.

and Te-rich glasses as they are known to display a strong tendency for crystallization upon supercooling. This behavior results from the promotion of non-negligible secondary bonding interactions between adjacent  $[\text{Te}]_n$  chains [48,49]. In the present work, the chains statistics is analyzed in terms of distribution of the individual  $\bar{n}_\alpha(l)$  structural units reported in Table II. The existence of a sizable content of both linear and cross-linked chains is exemplified by the relative large amount of twofold coordinated -Te-Te-Te- chains (26.4% and 24.6% for gGT4 and gGTI, respectively) and threefold coordinated -Te-Te-(Te)<sub>2</sub> chains [7.0% (gGT4) and 6.4% (gGTI)]. The fact that gGT4 and gGTI glasses show a similar total content of linear and cross-linked chains means that the higher stability (weakened crystallization tendency) of gGTI glass with respect to gGT4 may be due to a different distribution of chains in terms of lengths, with gGTI having a greater content of shorter  $[\text{Te}]_n$  chains.

To implement the rings analysis, the connectivity profiles were obtained via the rigorous investigation of networks generated using simulation (RINGS) code (Fig. 5) [50,51]. For comparison, we also report the rings analysis obtained for gGT4. Cutoff distances used to determine the nearest neighbors are those reported in Table II. The analysis is performed by making a shortest path search as implemented via the King [52]-Franzblau [53] method. This allows identifying rings containing a maximum of 40 and 30 atoms for gGTI and gGT4, respectively. In our procedure, we considered all atoms as initial points to begin the search for a given ring. Homopolar bonds are also taken into account. We define  $R_c(n)$  as the number of rings containing  $n$  atoms (Ge, Te, or I) and  $P_n(n)$  as the number of atoms that can be used as the origin of the search for at least one ring containing  $n$  atoms. Both quantities are normalized to the total number of atoms in our model. The first information provided by Fig. 5 is the existence of odd-membered rings in all sizes between 3 and 40 atoms. This result is due to the presence

#### IV. CONCLUSIONS

Previous atomic-scale modeling works (based on reverse Monte Carlo scheme) on disordered Ge-Te-X based systems have been shown to strongly depend on structural pre-assumptions or experimental information. While those results remain a useful reference to compare with, with the present work on glassy  $\text{Ge}_{20}\text{Te}_{73}\text{I}_7$ , and in line with our previous works on  $\text{Ge}_{20}\text{Te}_{80}$  [24] and  $\text{Ga}_{10}\text{Ge}_{15}\text{Te}_{75}$  [25], we further demonstrated that first-principles molecular dynamics is intrinsically capable of describing realistically and quantitatively disordered chalcogenide and chalcogenide ternary systems without the need of any structural pre-assumptions or input from experimental results.

FPMD simulations of glassy  $\text{Ge}_{20}\text{Te}_{73}\text{I}_7$ , enriched by a comparative analysis carried out with glassy  $\text{Ge}_{20}\text{Te}_{80}$ , has shown that both networks are characterized by tetrahedral connections coexisting with by Te-Te or Ge-Ge homopolar bonds. Iodine plays a disruptive role within the network, lowering its connectivity via the replacement of Te atoms, thereby cleaving Ge-Te bonds. These cleaved bonds, in turn, become terminal Ge-I groups. A minor, yet not negligible and disregarded in previous works, fraction of iodine is also found to be part of Te-I bonds. The breaking of Ge-Te connections and the formation of terminal Ge(Te)-I bonds results in a lowering of the average coordination number of the glass, accompanied by an increase of undercoordinated Ge at the expense of fourfold coordinated Ge atoms. This structural effect occurs along with an increase of threefold coordinated Te atoms. Iodine is mostly present in the mixed-anion  $\text{GeTe}_{4-x}\text{I}_x$  tetrahedron and in the  $\text{GeTe}_{3-x}\text{I}_x$  trigonal pyramidal unit. The analysis of chains and rings statistics provide evidence for the presence of linear and cross-linked chains made of Te and five-members rings containing at least one homopolar bonding (Te-Te or Ge-Ge).

Our results offer a deeper and more detailed insight on the structural properties for the chalcogenide  $\text{Ge}_{20}\text{Te}_{73}\text{I}_7$  glass



with respect to previous works. Taking advantage of the predictive performance of the proposed FPMD scheme in quantitatively assessing the structural properties of a glassy chalcogenide system, this study raises the interest to complement the obtained findings with a further study on its bonding and electronic properties. Indeed, the interplay between the strong (iono)covalent and secondary bonding interactions (such as weak chalcogen and halogen bonding [24,54–56]) still have to be assessed for this class of systems. Plus, this work opens the way to the investigation of other complex chalcogenide ternary glasses that allow us to insert a greater content of halogen with respect to  $\text{Ge}_{20}\text{Te}_{73}\text{I}_7$  and that show great potential in optoelectronic, space optics, and gas sensing applications.

## ACKNOWLEDGMENTS

We acknowledge financial support from the **Agence Nationale de la Recherche** (ANR) within the framework of the project IRTeGlass No. ANR-14-CE07-0013-02. G.O. acknowledges the Seed Money program of Eucor-The European Campus (project MEDIA) for financial support. Calculations were performed by using resources from **GENCI** (Grand Equipement National de Calcul Intensif, Grants No. A0080906092 and No. A0080807670), the Pole HPC Équipe@Meso of the Université de Strasbourg and from the computing facility MCIA (Mesocentre de Calcul Intensif Aquitain) of the Université de Bordeaux and of the Université de Pau des Pays l'Aldour.

- [1] J. S. Sanghera and I. D. Aggarwal, Active and passive chalcogenide glass optical fibers for IR applications: A review, *J. Non-Cryst. Solids* **256**, 6 (1999).
- [2] A. Zakery and S. Elliott, Optical properties and applications of chalcogenide glasses: A review, *J. Non-Cryst. Solids* **330**, 1 (2003).
- [3] B. Bureau, S. Maurugeon, F. Charpentier, J.-L. Adam, C. Boussard-Pledel, and X.-H. Zhang, Chalcogenide glass fibers for infrared sensing and space optics, *Fiber Integr. Opt.* **330**, 28 (2009).
- [4] V. S. Shiryaev and M. F. Churbanov, Recent advances in preparation of high-purity chalcogenide glasses for mid-IR photonics, *J. Non-Cryst. Solids* **475**, 1 (2017).
- [5] S. Dai, Y. Wang, X. Peng, P. Zhang, X. Wang, and Y. Xu, A review of mid-infrared supercontinuum generation in chalcogenide glass fibers, *Appl. Sci.* **8**, 707 (2018).
- [6] A. A. Wilhelm, C. Boussard-Pledel, Q. Coulombier, J. Lucas, B. Bureau, and P. Lucas, Development of far-infrared-transmitting Te based glasses suitable for carbon dioxide detection and space optics, *Adv. Funct. Mater.* **19**, 3796 (2009).
- [7] P. Jónvári, I. Kaban, B. Bureau, A. Wilhelm, P. Lucas, B. Beuneu, and D. Zajac, Structure of Te-rich Te-Ge-X (X= I, Se, Ga) glasses, *J. Phys.: Condens. Matter* **22**, 404207 (2010).
- [8] X.-H. Zhang, J.-L. Adam, and B. Bureau, *Chalcogenide Glasses*, Springer Handbook of Glass (Springer, Cham, 2019), pp. 525–552.
- [9] S. Danto, P. Houizot, C. Boussard-Pledel, X.-H. Zhang, F. Smektala, and J. Lucas, A family of far-infrared-transmitting glasses in the Ga-Ge-Te system for space applications, *Adv. Funct. Mater.* **16**, 1847 (2006).
- [10] P. Lucas, Z. Yang, M. Fah, T. Luo, S. Jiang, C. Boussard-Pledel, M.-L. Anne, and B. Bureau, Telluride glasses for far infrared photonic applications, *Opt. Mater. Express* **3**, 1847 (2013).
- [11] J. Sun, Q. Nie, X. Wang, S. Dai, X. Zhang, B. Bureau, C. Boussard, C. Conseil, and H. Ma, Structural investigation of Te-based chalcogenide glasses using Raman spectroscopy, *Infrared Phys. Techn.* **55**, 316 (2012).
- [12] X. Wang, Q. Nie, G. Wang, J. Sun, B. Song, S. Dai, X. Zhang, B. Bureau, C. Boussard, C. Conseil, and H. Ma, Investigations of Ge-Te-AgI chalcogenide glass for far-infrared application, *Spectrochim. Acta A* **86**, 586 (2012).
- [13] Z. Zhao, B. Wu, X. Wang, Z. Pan, Z. Liu, P. Zhang, X. Shen, Q. Nie, S. Dai, and R. Wang, Mid-infrared supercontinuum covering 2.0–16  $\mu\text{m}$  in a low-loss telluride single-mode fiber, *Laser Photonics Rev.* **11**, 170000513.3 (2017).
- [14] W. Zhu, B. Aitken, and S. Sen, Structural mechanism of iodine incorporation in As-Se-I glasses and its effects on physical properties, *J. Non-Cryst. Solids* **478**, 79 (2017).
- [15] W. Zhu, M. Lockhart, B. Aitken, and S. Sen, Dynamical rigidity transition in the viscoelastic properties of chalcogenide glass-forming liquids, *J. Non-Cryst. Solids* **502**, 244 (2018).
- [16] P. Jónvári, A. Piarristeguy, A. Pradel, I. Pethes, I. Kaban, S. Michalik, J. Darpentigny, and R. Chernikov, Local order in binary Ge-Te glasses-An experimental study, *J. Alloys. Compd.* **771**, 268 (2019).
- [17] I. Pethes, A. Piarristeguy, A. Pradel, S. Michalik, R. Nemausat, J. Darpentigny, and P. Jónvári, Short range order and topology of  $\text{Ge}_x\text{Ga}_x\text{Te}_{100-2x}$  glasses, *J. Alloys. Compd.* **834**, 155097 (2020).
- [18] G. Ori, C. Massobrio, A. Bouzid, M. Boero, and B. Coasne, First-principles molecular dynamics study of glassy  $\text{GeS}_2$ : Atomic structure and bonding properties, *Phys. Rev. B* **90**, 045423 (2014).
- [19] Z. Chaker, G. Ori, C. Tugene, S. L. Roux, M. Boero, C. Massobrio, E. Martin, and A. Bouzid, The role of dispersion forces on the atomic structure of glassy chalcogenides: The case of  $\text{GeSe}_4$  and  $\text{GeS}_4$ , *J. Non-Cryst. Solids* **499**, 167 (2018).
- [20] E. Lampin, A. Bouzid, G. Ori, M. Boero, and C. Massobrio, Impact of dispersion forces on the atomic structure of a prototypical network-forming disordered system: The case of liquid  $\text{GeSe}_2$ , *J. Chem. Phys.* **147**, 044504 (2017).
- [21] A. Bouzid, G. Ori, M. Boero, E. Lampin, and C. Massobrio, Atomic-scale structure of the glassy  $\text{Ge}_2\text{Sb}_2\text{Te}_5$  phase change material: A quantitative assessment via first-principles molecular dynamics, *Phys. Rev. B* **96**, 224204 (2017).
- [22] A. Bouzid, H. Zaoui, P. L. Palla, G. Ori, M. Boero, C. Massobrio, F. Cleri, and E. Lampin, Thermal conductivity of glassy  $\text{GeTe}_4$  by first-principles molecular dynamics, *Phys. Chem. Chem. Phys.* **19**, 9729 (2017).
- [23] E. Martin, P. Palla, F. Cleri, A. Bouzid, G. Ori, S. L. Roux, M. Boero, and C. Massobrio, On the occurrence of size effects in the calculation of thermal conductivity by first-principles molecular dynamics: The case of glassy  $\text{GeTe}_4$ , *J. Non-Cryst. Solids* **498**, 190 (2018).



- [24] A. Bouzid, C. Massobrio, M. Boero, G. Ori, K. Sykina, and E. Furet, Role of the van der Waals interactions and impact of the exchange-correlation functional in determining the structure of glassy GeTe<sub>4</sub>, *Phys. Rev. B* **92**, 134208 (2015).
- [25] Z. Chaker, G. Ori, M. Boero, C. Massobrio, E. Furet, and A. Bouzid, First-principles study of the atomic structure of glassy Ga<sub>10</sub>Ge<sub>15</sub>Te<sub>75</sub>, *J. Non-Cryst. Solids* **498**, 338 (2018).
- [26] R. Car and M. Parrinello, Unified Approach for Molecular Dynamics and Density-Functional Theory, *Phys. Rev. Lett.* **55**, 2471 (1985).
- [27] See <http://www.cpmd.org/>, copyright IBM Corp. 1990–2013, copyright MPI für Festkörperforschung Stuttgart 1997–2001.
- [28] A. D. Becke, Density-functional exchange-energy approximation with correct asymptotic behavior, *Phys. Rev. A* **38**, 3098 (1988).
- [29] C. Lee, W. Yang, and R. G. Parr, Development of the Colle-Salvetti correlation-energy formula into a functional of the electron density, *Phys. Rev. B* **37**, 785 (1988).
- [30] N. Troullier and J. L. Martins, Efficient pseudopotentials for plane-wave calculations, *Phys. Rev. B* **43**, 1993 (1991).
- [31] S. Nosé, A molecular dynamics method for simulations in the canonical ensemble, *Mol. Phys.* **52**, 255 (1984).
- [32] S. Nosé, A unified formulation of the constant temperature molecular dynamics methods, *J. Chem. Phys.* **81**, 511 (1984).
- [33] W. G. Hoover, Canonical dynamics: Equilibrium phase-space distributions, *Phys. Rev. A* **31**, 1695 (1985).
- [34] G. J. Martyna, M. L. Klein, and M. Tuckerman, Nosé-hoover chains: The canonical ensemble via continuous dynamics, *J. Chem. Phys.* **97**, 2635 (1992).
- [35] P. E. Blochl and M. Parrinello, Adiabaticity in first-principles molecular dynamics, *Phys. Rev. B* **45**, 9413 (1992).
- [36] S. Grimme, Semiempirical GGA-type density functional constructed with a long-range dispersion correction, *J. Comput. Chem.* **27**, 1787 (2006).
- [37] A. A. Wilhelm, C. Boussard-Pledel, P. Lucas, M. R. Riley, B. Bureau, and J. Lucas, New tellurium based glasses for use in bio-sensing applications, *Proc. SPIE* **6433**, 64330U (2007).
- [38] Data deposited and available at the European Center of Excellence Novel Materials Discovery repository (nomad-repository.eu), DOI:10.17172/NOMAD/2020.11.24-2.
- [39] See Supplemental Material at <http://link.aps.org/supplemental/10.1103/PhysRevB.xx.xxxxxx> for additional information about the computed structural properties obtained for GTI.
- [40] A. C. Wright, The comparison of molecular dynamics simulations with diffraction experiments, *J. Non-Cryst. Solids* **159**, 264 (1993).
- [41] I. Kaban, T. Halm, W. Hoyer, P. Jónvári, and J. Neufeind, Short-range order in amorphous germanium-tellurium alloys, *J. Non-Cryst. Solids* **326–327**, 120 (2003).
- [42] M. Sakurai, F. Kakinuma, E. Matsubara, and K. Suzuki, Partial structure analysis of amorphous Ge<sub>15</sub>Te<sub>80</sub>M<sub>5</sub> (M= Cu, Ag and In), *J. Non-Cryst. Solids* **312–314**, 585 (2002).
- [43] S. Sen, S. Joshi, B. Aitken, and S. Khalid, Atomic structure and chemical order in binary Ge-Te and As-Te glasses: A Te K-edge x-ray absorption fine structure spectroscopic study, *J. Non-Cryst. Solids* **354**, 4620 (2008).
- [44] P. Jónvári, P. Lucas, Z. Yang, B. Bureau, I. Kaban, and B. Beuneu, Short-range order in Ge-As-Te glasses, *J. Am. Ceram. Soc.* **97**, 1625 (2014).
- [45] P. Jónvári, A. Piarristeguy, R. Escalier, I. Kaban, J. Bednarcik, and A. Pradel, Short range order and stability of amorphous Ge<sub>x</sub>Te<sub>100-x</sub> alloys (12 ≤ x ≤ 44.6), *J. Phys.: Condens. Matter* **25**, 195401 (2013).
- [46] I. Kaban, P. Jónvári, W. Hoyer, and E. Welter, Determination of partial pair distribution functions in amorphous Ge<sub>15</sub>Te<sub>85</sub> by simultaneous rmc simulation of diffraction and exafs data, *J. Non-Cryst. Solids* **353**, 2474 (2007).
- [47] P. Jónvári, S. Cui, V. Nazabal, I. Kaban, B. Beuneu, M. Dussauze, C. Boussard-Pledel, and B. Bureau, Network rearrangement in AgI-doped GeTe<sub>4</sub> glasses, *J. Am. Ceram. Soc.* **98**, 1034 (2015).
- [48] T. Chivers and R. S. Laitinen, Tellurium: A maverick among the chalcogens, *Chem. Soc. Rev.* **44**, 1725 (2015).
- [49] B. Yuan, B. Aitken, and S. Sen, Rheology of supercooled Se-Te chain liquids: Role of Te as an interchain cross-linker, *J. Non-Cryst. Solids* **529**, 119764 (2020).
- [50] S. L. Roux and P. Jund, Ring statistics analysis of topological networks: New approach and application to amorphous GeS<sub>2</sub> and SiO<sub>2</sub> systems, *Comput. Mater. Sci.* **49**, 70 (2010).
- [51] S. L. Roux and P. Jund, Erratum: Ring statistics analysis of topological networks: New approach and application to amorphous GeS<sub>2</sub> and SiO<sub>2</sub> systems, *Comput. Mater. Sci.* **50**, 1217 (2011).
- [52] S. V. King, Ring configurations in a random network model of vitreous silica, *Nature (London)* **213**, 1112 (1967).
- [53] D. S. Franzblau, Computation of ring statistics for network models of solids, *Phys. Rev. B* **44**, 4925 (1991).
- [54] G. Cavallo, P. Mentrangolo, R. Milani, T. Pilati, A. Priimagi, G. Resnati, and G. Terraneo, The halogen bond, *Chem. Rev.* **116**, 2478 (2016).
- [55] L. Vogel, P. Wonner, and S. Huber, Chalcogen bonding: An overview, *Angew. Chem. Int. Ed.* **58**, 1433 (2019).
- [56] P. Scilabra, G. Terraneo, and G. Resnati, The chalcogen bond in crystalline solids: A world parallel to halogen bond, *Acc. Chem. Res.* **52**, 1313 (2019).