



Self-Diffusion Scalings in Dense Granular Flows

Riccardo Artoni, Michele Larcher, James T Jenkins, Patrick Richard

► To cite this version:

Riccardo Artoni, Michele Larcher, James T Jenkins, Patrick Richard. Self-Diffusion Scalings in Dense Granular Flows. *Soft Matter*, 2021, 17 (9), pp.2596-2602. 10.1039/D0SM01846E . hal-03185847

HAL Id: hal-03185847

<https://hal.science/hal-03185847>

Submitted on 30 Mar 2021

HAL is a multi-disciplinary open access archive for the deposit and dissemination of scientific research documents, whether they are published or not. The documents may come from teaching and research institutions in France or abroad, or from public or private research centers.

L'archive ouverte pluridisciplinaire **HAL**, est destinée au dépôt et à la diffusion de documents scientifiques de niveau recherche, publiés ou non, émanant des établissements d'enseignement et de recherche français ou étrangers, des laboratoires publics ou privés.

Self-Diffusion Scalings in Dense Granular Flows

Riccardo Artoni,^{*a} Michele Larcher,^b James T. Jenkins,^c and Patrick Richard^a

Received Date

Accepted Date

DOI: 00.0000/xxxxxxxxxx

We report on measurements of self-diffusion coefficients in discrete numerical simulations of steady, homogeneous, collisional shearing flows of nearly identical, frictional, inelastic spheres. We focus on a range of relatively high solid volume fractions that are important in those terrestrial gravitational shearing flows that are dominated by collisional interactions. Diffusion over this range of solid fraction has not been well characterized in previous studies. We first compare the measured values with an empirical scaling based on shear rate previously proposed in the literature, and highlight the presence of anisotropy and the solid fraction dependence. We then compare the numerical measurements with those predicted by the kinetic theory for shearing flows of inelastic spheres and offer an explanation for why the measured and predicted values differ.

1 Introduction

Collisions between spheres in a dense granular shearing flow induce velocity fluctuations of the grains that drive the diffusion of particles in a fashion that is analogous to the thermal diffusion in a dense gas of elastic molecules, or the diffusion induced by eddies in the turbulent flow of a fluid. Here, we report on measurements of the components of self-diffusion parallel and perpendicular to the flow done in discrete numerical simulations of inelastic spheres in a dense shearing flow. The components are determined by measuring the average squared displacement of spheres as a function of time.

Diffusion in granular shearing flows is important to mixing and segregation and has been studied experimentally in various flow geometries: granular shear cells^{1,2}; vertical channels^{3,4}; inclined chutes^{5–7}; vibrationally excited systems⁸; free-surface flows⁹; rotating tumblers^{10–13}; and rotating tubes^{14,15}. Savage & Dai¹⁶ and Thornton, et al.¹⁷ have carried out studies of segregation in discrete numerical simulations; and phenomenological theories exist, such as those described by Gray & Ancey¹⁸ and Fan & Hill¹⁹, that produce plausible predictions of species' concentrations and mixture velocity for appropriate choices of parameters. Taberlet and Richard²⁰ studied the spreading of a granular pulse in numerical simulations of bidisperse mixtures in a rotating drum. All of these studies are interpreted in terms of the mechanism of diffusion. The ability of kinetic theory to predict diffusion properties in 2D granular systems sustained by an air table has also been studied extensively in²¹ for a wide range of surface fractions.

Direct experimental and numerical measurements of components of the tensor of self-diffusion exist in regimes of flow somewhat different from that considered here. Campbell²² carried out such measurements in a sheared system of spheres that interacted through frictional, inelastic collisions over a range of restitution coefficients from 0.4 to 1.0 and solid fractions from 0.0001 to 0.5.

Macaulay & Rognon²³ investigated the effect of inter-granular cohesive forces on the properties of self-diffusion in dense granular flows. Utter & Behringer²⁴ performed measurements in experiments on slow, rate-independent shearing of a dense aggregate of disks in a Couette cell. In two-dimensional numerical simulations of a similar system in a periodic cell, Radjai & Roux²⁵ measured properties of the particle velocity fluctuations and the components of the self-diffusion. Because these systems involve rate-independent interactions, they differ from the system that we consider.

The measurements that we report are similar to Campbell's, in their common range of solid volume fraction; but different, in our focus on the range of volume fractions between 0.49 and 0.6. This is the range of solid fraction important in geophysical flows on Earth. Our interest is in the values of the components of the tensor of self-diffusion, particularly over the range of solid fraction between 0.49, above which long range order might appear in equilibrated system of monosized elastic spheres²⁶, and a solid fraction of about $\phi_c = 0.587$, at which a collisional flow becomes impossible, when the coefficient of sliding friction is 0.5²⁷.

Previous studies have pointed out that self diffusion coefficient scales simply, in dense systems, as $D = kd^2\dot{\gamma}$, where $\dot{\gamma}$ is the shear rate, d the particle diameter, and k approximately a constant of order 0.05^{24,28,29}. This scaling is, however, empirical. In addition, in such dense systems, little attention has been given to the tensorial nature of self-diffusivity and to its dependence on solid fraction. Therefore, our first goal is to study the full self-diffusivity tensor over the range of dense solid fractions from 0.49 to 0.587. In addition, to our knowledge, the scaling based on shear rate has not been compared to micromechanical theories, and its general validity may, therefore, be questioned. In complex flows (e.g. flows characterized by shear localization, creep zones, and those influenced by boundaries³⁰) the rheology is known to become nonlocal, and the introduction of velocity fluctuations as an additional variable seems a promising path.

The strength of velocity fluctuations is a classical ingredient of diffusion theories. Dense kinetic theories for the segregation of binary mixtures of inelastic spheres^{31–35} predict diffusion coefficients that exhibit explicit dependence on solid fraction, the

^a MAST-GPEM, Univ Gustave Eiffel, IFSTTAR, F-44344 Bouguenais, France; E-mail: riccardo.artoni@univ-eiffel.fr

^b Free University of Bozen-Bolzano, I-39100 Bozen-Bolzano, Italy.

^c Cornell University, Ithaca, NY 14853, USA.

strength of the particle velocity fluctuations and the particles' size, mass, and collision properties. Consequently, our second goal is to characterize the scaling of self diffusion with respect to granular temperature and compare the measured values of the self-diffusion coefficient to those predicted by dense kinetic theory.

2 Discrete numerical simulations

Simulations were performed by means of the open-source molecular dynamics software LAMMPS³⁶. A cubic simulation cell was used, with a size of $20 \times 20 \times 20$ in particle diameters, in which the solid fraction ϕ was varied from 0.1 to 0.61. The results presented here are, however, restricted to the dense flow range of $\phi = 0.49$ to 0.586 (number of particles $N = 7400$ to 8838). The choice of the system size was motivated by the need of having a system larger than the typical correlation length (few particle diameters), but small enough to limit the computational cost. Previous literature³⁷ suggested that $L = 20d$ may be a good compromise. On our hand, we verified this by running dedicated simulations for a larger system size ($L = 40d$, not shown here), which gave similar results in terms of self-diffusivity, and therefore support our choice for L . In order to avoid crystallization, a slight polydispersity was introduced: the dimensionless diameter, d , ranged uniformly from 0.9 to 1.1. The mass of the particle with unit diameter was taken as the mass scale m . Then, in dimensionless terms, the dimensionless mass density of the spheres is $\rho = 6/\pi$.

For the normal component of contact, a linear spring dashpot model, as employed by Silbert *et al.*³⁸, was used. In this, the force between particles i and j is given by $F_n^{ij} = k_n \delta_n^{ij} - m_{eff}^{ij} \gamma_n \dot{\delta}_n^{ij}$, where k_n is the normal stiffness, δ_n the particle interpenetration, $m_{eff}^{ij} = m_i m_j / (m_i + m_j)$ the effective mass of the interaction, and γ_n the specific damping coefficient. For the tangential component, an elastic model with stiffness k_t , no viscous damping and a frictional threshold was employed. The normal spring stiffness provides an intrinsic time scale for the system; $\sqrt{m/k_n}$ was used to nondimensionalize the time. The tangential stiffness was set as $k_t/k_n = 2/7$, for the periods of normal and tangential oscillations to be equal³⁹. The normal damping coefficient, expressed in normalized units through the normalized time, was varied in the range $\gamma_n = (0.095 - 0.609) \sqrt{k_n/m}$, corresponding to a range of restitution coefficients $e_n = 0.5 - 0.9$ for the collision of two unit diameter particles. Note that, due to polydispersity, a slight heterogeneity of the effective restitution coefficient is expected. The coefficient of sliding friction was chosen to be $\mu = 0.5$. In molecular dynamics discrete element simulations, the computational time step Δt is usually set as a small fraction of the collision time, in order to ensure proper simulation of contact dynamics. The collision time for the linear spring-dashpot model is given by the relation: $t_{coll} = \pi \left[k_n / m_{eff} - (\gamma_n / 2)^2 \right]^{-1/2}$. In our case, the term containing the damping coefficient is quite negligible and therefore $t_{coll} \approx \pi / \sqrt{2} \sqrt{m/k_n}$. The time step was therefore taken as $\Delta t = 2 \times 10^{-2} \sqrt{m/k_n}$, which corresponds, approximately, to one-hundredth of a collision time.

The numerical simulations were performed in simple shear under fully periodic boundary conditions by means of the LAMMPS 'fix deform' scheme which, similar to the method used by Radjai

and Roux²⁵, applies shear by deformation of the simulation box. Note that this is different from Campbell²² who used a "sliding blocks", Lees-Edwards⁴⁰ scheme for ensuring shear under periodic boundary conditions. Coordinates x , y , and z correspond in the directions of flow, vorticity, and gradient, respectively.

Two types of simulations were carried out over the specified range of solid fraction: one with the shear rate constant over the range $\dot{\gamma} = (10^{-6} - 10^{-3}) \sqrt{k_n/m}$; the other with the pressure held approximately constant, obtained by decreasing the shear rate while increasing the solid fraction. This was made to check that the results depended on shear rate only trivially, as is expected in the range of shear rates considered. Given that this was verified, we focus on results obtained for a shear rate of $\dot{\gamma} = 10^{-3} \sqrt{k_n/m}$.

The simulation was carried out in two steps: first, the initial state was generated on a lattice partially filled with the desired distribution of particles, and sheared for 10^9 steps to ensure a steady state. A Q6-analysis^{41,42} was used to check that the shear applied during 10^9 time steps was enough to remove any trace of the orientational order of the initial state. In the second phase, data analysis was performed, while the system was sheared at the same rate as in the preparation phase, again for 10^9 steps. In this phase, snapshots of positions, velocities and inter-particle forces were extracted every 10^4 steps. The cumulative deformation corresponding to each of the two phases, preparation and analysis, was therefore, $\dot{\gamma} \Delta t = 200$. In contrast, the simulations of Radjai & Roux²⁵ in two-dimensions had an applied total strain of about two, at an area fraction around 0.8. The relatively large value of cumulative deformation employed here was necessary in order to determine the scaling of self-diffusion with time. The simulation output was treated in two steps: first, particle trajectories were reconstructed from time snapshots, removing the instantaneous mean field; then, the statistics of the velocity probability distribution function and self-diffusion were calculated.

3 Results

3.1 Velocity distribution functions

In Fig. 1a we show the probability distribution function (PDF) of, for example, the instantaneous z -velocity fluctuations for different values of the average solid fraction for $e_n = 0.7$. It is evident that in dense systems the velocity distribution displays an exponential tail, as in the case of rate-independent shearing²⁵, which broadens with increasing solid fraction. As the inset of Fig. 1a clarifies, such broadening of the exponential tail is important for $\phi > 0.55$, and quite independent of the restitution coefficient. Next, we describe the probability distribution function of each component. Note that for computing the velocity fluctuation in the x -direction, we subtract the local mean velocity related to the mean shear ($\delta v_x = v_x - \dot{\gamma}(z - z_0)$, where z_0 is the center of the cell)⁴³. In order to characterize the effect of ϕ , e_n and direction on the velocity PDF, we show two statistical descriptors for each component: the variance $\langle \delta v_i^2 \rangle$ and the excess kurtosis $\langle \delta v_i^4 \rangle / \langle \delta v_i^2 \rangle^2 - 3$. The average of the variances in the three directions is the usual definition of the granular temperature, $T \equiv \sum_i \langle \delta v_i^2 \rangle / 3$. The excess kurtosis is a measure of the flatness of the distribution, and can be used to characterize the

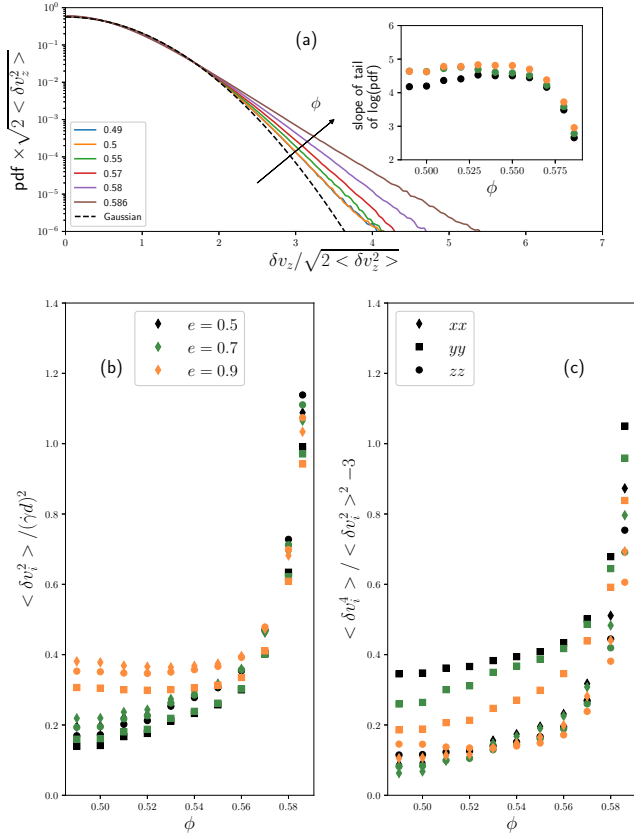


Fig. 1 (a) PDF of the instantaneous particle velocities for different values of the average solid fraction for $e_n = 0.7$ (inset: slope of the logarithm of the high energy tail of the PDF as a function of the average solid fraction for three values of the normal restitution coefficient, colors for e_n detailed in (b)), (b) Dimensionless variance, and (c) excess kurtosis of the velocity distribution function for the three components of the velocity (symbols, detailed in (c)), and three values of the normal restitution coefficient (colors, detailed in (b)).

departure from a normal distribution, for which it is zero (it is equal to three for a Laplace distribution).

In Fig. 1b, the variance of the different components of the velocity fluctuations behaves in a similar way, but the intensity of the fluctuations is different: for relatively low solid fractions, we observe $\langle \delta v_y^2 \rangle < \langle \delta v_z^2 \rangle < \langle \delta v_x^2 \rangle$; while, approaching $\phi = 0.587$, the order is $\langle \delta v_y^2 \rangle < \langle \delta v_x^2 \rangle < \langle \delta v_z^2 \rangle$. Nevertheless, the anisotropy of velocity fluctuations appears to decrease with ϕ . With respect to the restitution coefficient, for strong dissipation (points corresponding to $e_n \leq 0.7$ in the figure), $\langle \delta v_i^2 \rangle / (\dot{\gamma} d)^2$ is monotonically increasing with ϕ , for the dense flows considered here. For larger values of the restitution coefficient (as in the case $e_n = 0.9$ presented in the figure), the variance first decreases and then increases with ϕ . Note that for dilute situations, $T / (\dot{\gamma} d)^2$ is reported to decrease with ϕ ²². So, the value of the solid fraction for which the granular temperature displays a minimum seems to depend on e_n . Moreover, for low values of the solid fraction, the variances increase when increasing e_n ; while, when approaching $\phi = 0.587$, they appear to become independent of the restitution coefficient.

The excess kurtosis, shown in Fig.1c, generally increases with solid fraction, which mirrors the broadening of exponential tails with ϕ observed in Fig. 1a. Deviation from a normal distribution appears to be stronger in the flow direction x . The effect of the restitution coefficient is also stronger for the flow direction: decreasing the coefficient of restitution yields an increase of the excess kurtosis, which seems to be limited to low solid fractions. As was observed for the variance, the anisotropy between the velocity distributions is reduced when increasing ϕ . Based on the data collected in Fig. 1, we can conclude that the fluctuation velocity vector distribution is non-Maxwellian in both the anisotropy and the exponential tail, and that the importance of these two effects depends on the values of the restitution coefficient and the solid fraction.

3.2 Self-diffusion

The components of the diffusion tensor were determined by tracking the movement of the particles relative to their initial position, while taking into account the displacement due to the mean shear flow. We find that the particle self-diffusion, corresponding to correlation of displacements in directions i and j , is proportional to a power of the time:

$$\langle \Delta x_i \Delta x_j \rangle \propto \Delta t^\alpha, \quad (1)$$

where the exponent is not constant. As Fig. 2 exemplifies for the transverse yy -component, for small cumulative deformations ($\dot{\gamma} \Delta t < 1$), an exponent $\alpha \approx 1.8$ is found, which corresponds to super-diffusive motions; while for large cumulative deformations ($\dot{\gamma} \Delta t > 1$), a simple diffusive behavior is evident, with $\alpha \approx 1$. This double scaling is in agreement with previous results for dilute systems by Campbell²², and also with those in dilute collisional suspensions⁴⁴. It seems to be the simple consequence, well known in turbulence^{45–48}, of the apparent diffusion associated with a random process with a finite correlation time (which is superdiffusive for short times). For dense granular flows, particle displacements are constrained and frustrated by the mutual hindrance between neighboring particles, and therefore the physical mechanism behind their time evolution is different from turbulence. The present results show, however, that the diffusive behavior is present even in dense systems, and seem to indicate that the super-diffusive behavior observed by Radjai & Roux²⁵ may be due to the small cumulative deformation they employed.

Given that the behavior is diffusive for large cumulative deformations, it is possible to define a self-diffusion tensor, as the limit for large cumulative deformations of the cumulative displacements correlations:

$$D_{ij} = \lim_{\Delta t \rightarrow \infty} \frac{\langle \Delta x_i \Delta x_j \rangle}{2\Delta t}. \quad (2)$$

For dilute granular shear flows ($\phi < 0.5$), Campbell²² analyzed the components of the self-diffusivity tensor, scaled by $\dot{\gamma} d^2$, and showed that the tensor was anisotropic with a clear hierarchy ($D_{xx} > D_{zz} > D_{yy} > D_{xz}$), and that the off-diagonal components other than xz were negligible. In the following, we do not discuss the xy and yz components of the diffusion tensor, because, as

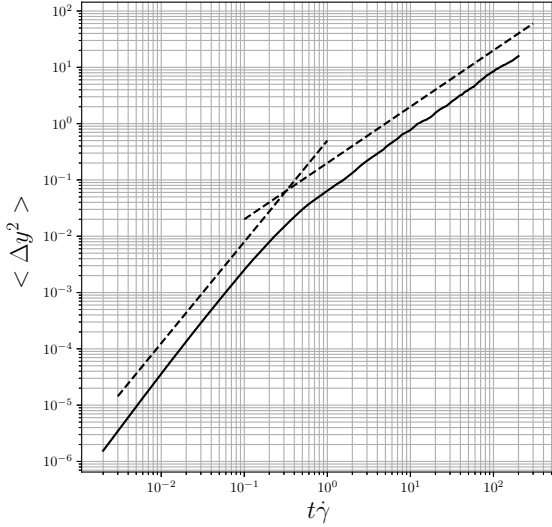


Fig. 2 Average, cumulative squared displacement in the y direction as a function of cumulative deformation, for $e_n = 0.7$, $\phi = 0.57$. The existence of two different power laws is evident, one with exponent $\alpha \approx 1.8$ for low deformations, and one with exponent $\alpha \approx 1$ for large deformations. For large deformation the behavior is simple diffusive.

in Campbell²², these components are negligible. The four other non-zero components are shown in Figs. 3 and 4. We first consider them normalized by the shear rate and the squared particle diameter, inspired by the empirical scaling previously proposed^{24,28,29}.

First, the off diagonal term seems to go to zero in the limit of $\phi \rightarrow \phi_c$. Moreover, its magnitude is well below that of the diagonal terms. This appears to be a peculiarity of dense flows, D_{xz} being comparable to D_{yy} and D_{zz} for dilute flows. On the other hand, regarding the dependence on solid fraction, it is evident that the diagonal components, scaled by the shear rate, display a nonmonotonic behavior, the strongest example being given by the streamwise, xx -component, which first decreases and then increases with ϕ . Then, the diagonal terms display a moderate but evident anisotropy. Similarly to what is observed in dilute flows²², we obtain $D_{xx} > D_{zz} > D_{yy} > D_{xz}$. Yet the magnitude of the latter components are closer to each other in the dense case.

The anisotropy of the self-diffusion tensor is quantified by the indicator

$$\sqrt{\frac{(D_1 - D_2)^2 + (D_2 - D_3)^2 + (D_3 - D_1)^2}{2(D_1^2 + D_2^2 + D_3^2)}},$$

where the D_i are the eigenvalues of the diffusion tensor, which is displayed in the inset of Fig. 3. It is evident that anisotropy decreases with increasing solid fraction, but does not disappear approaching ϕ_c . Finally, the diffusivities, scaled by the shear rate, are independent of the restitution coefficient. Based on these results, we can conclude that the empirical scaling $D \approx 0.05\dot{\gamma}d^2$ ^{24,28,29} gives the correct order of magnitude for the trace of the diffusivity tensor in the range of dense solid fractions consid-

ered. Therefore, we think that the empirical scaling cited above may be employed in approximate analyses. Refined analyses must, however, take into account the nonmonotonic behavior and anisotropy of the D_{ij} .

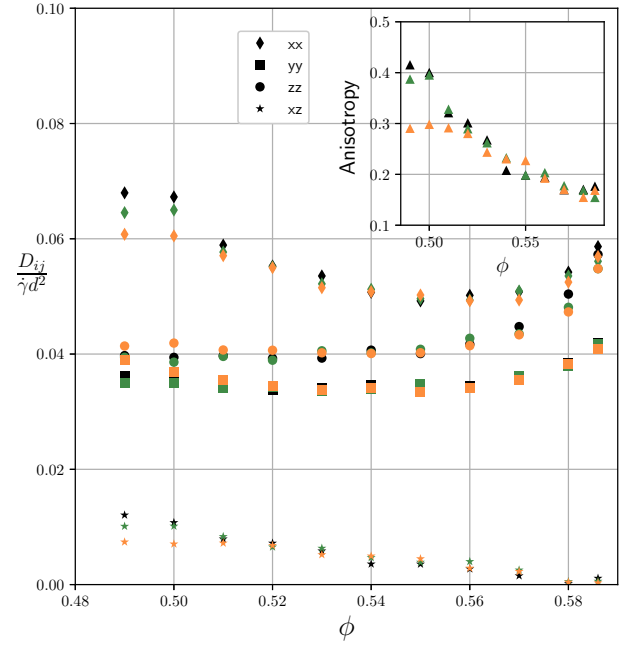


Fig. 3 The four non-zero components (symbols) of the self-diffusion tensor plotted together for different restitution coefficients (colors, same as in figure 1) and different values of the solid fraction. The tensor components are scaled by the product of the shear rate and squared particle diameter. The inset represents the anisotropy of the tensor as a function of the solid fraction via the measure detailed in the text.

Questions may be raised about the micromechanical origin of the scaling on diffusion on shear rate. A possible micromechanical framework to interpret this empirical result may be found in kinetic theory. As in isotropic turbulence⁴⁹, expressions for the self-diffusivity in an isotropic dense granular gas can be represented by the formula $D = T\tau_v$ where τ_v is the time of autocorrelation of velocity fluctuations. In the kinetic theory of dense gases of elastic spheres Chapman & Cowling⁵⁰, $\tau_v = d\sqrt{\pi/T}/(16\phi g_0(\phi))$, where $g_0(\phi)$ is the radial distribution function at contact. From this the classical scaling is obtained, $D = \sqrt{\pi T}d/(16\phi g_0(\phi))$, which was, for example, used by Larcher and Jenkins^{34,35} for a dense gas of frictional, slightly inelastic spheres. The relevant parameter in such an expression that sets the time scale of diffusion is the strength of velocity fluctuations. Inelasticity in granular gases is known to increase the spatial and temporal span of velocity correlations, therefore increasing self-diffusion. In the isotropic case, this results in a correction to Chapman & Cowling's formula, and the scaling for the self-diffusivity of the kinetic theory of granular gases⁵¹ is therefore:

$$D_{KT} = \frac{\sqrt{\pi}}{8(1+e)} \frac{d}{\phi g_0(\phi)} \sqrt{T}. \quad (3)$$

In order to evaluate this framework and the eventual modifi-

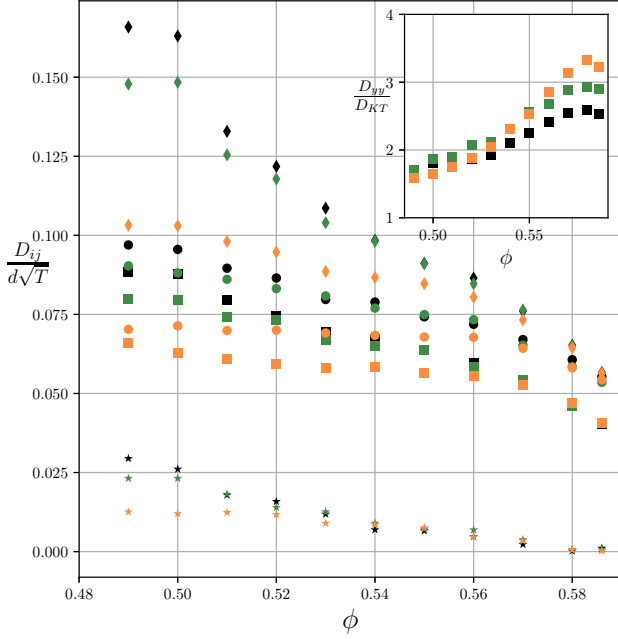


Fig. 4 The four non-zero components (symbols, same as in Fig. 3) of the self-diffusion tensor plotted together for different restitution coefficients (colors, same as in Fig. 1) and different values of the solid fraction. The tensor components are scaled by the square root of the granular temperature. The inset represents the ratio of the numerical D_{yy} to the kinetic theory scaling, as a function of the solid fraction.

cations needed to adapt it to the dense systems considered here, we plot again in Fig. 4 the self-diffusion tensor components, this time scaled by the square root of the granular temperature and by the particle diameter. As in kinetic theory, the ratios $D_{ij}/d\sqrt{T}$ are decreasing functions of ϕ . Then, while the off diagonal component goes to zero as $\phi \rightarrow \phi_c$, the diagonal components remain finite. Moreover, for low values of the dense solid fraction, the $D_{ij}/d\sqrt{T}$ depend on the restitution coefficient, which is not the case for high values of the dense solid fraction.

Given that the self-diffusivity tensor displays some anisotropy, we compare isotropic scalings from kinetic theory to the transverse diffusivity component, D_{yy} , which is less affected by the anisotropy of shear. The radial distribution function at contact, $g_0(\phi)$, is often operationally defined through the equation of state for the pressure. The classical result by Torquato⁵² for hard elastic frictionless spheres, for solid fractions between freezing and random close packing ($\phi_F < \phi < \phi_{RCP}$, where $\phi_F = 0.49$ and $\phi_{RCP} \approx 0.64$), is

$$g_0(\phi) = 5.6916 \frac{\phi_{RCP} - \phi_F}{\phi_{RCP} - \phi}. \quad (4)$$

We note that in the framework of extended kinetic theory^{53,54}, Berzi and Vescovi²⁷ have discussed constitutive relations for frictional inelastic particles based on a contact radial distribution function that possesses a singularity at a critical solid fraction ϕ_c lower than the random close packing that depends on the friction coefficient. However, in our view, such singular behavior is appropriate for collisional transfers of momentum and energy, but

not for those, such as diffusion, that involve transport of mass.

Clearly, our numerical results support the choice of a radial distribution function not divergent at ϕ_c , because the diagonal components remain finite when approaching the critical solid fraction. Therefore, in the following, for estimating the theoretical self-diffusivity, D_{KT} , we combine Eq. 3 with the classical radial distribution function by Torquato⁵², Eq. 4. In the inset of Fig. 4, we plot the ratio between the numerically obtained D_{yy} and the prediction from kinetic theory, D_{KT} , by employing the classical radial distribution function by Torquato⁵². It is evident that, for low solid fractions, the kinetic theory prediction is not far from the measured values, and correctly models the effect of the restitution coefficient. However, for denser systems, the deviation increases and the ratio D_{yy}/D_{KT} reaches a value of about three. Note that the deviations from the kinetic theory observed for dense systems have also been reported experimentally and numerically in 2D systems of disks submitted to random fluctuations induced by an air table²¹. In the following subsection, we discuss the possible origin for the differences between kinetic theory and the simulation.

3.3 Correlated bulk motion

In order to determine whether part of the deviation from kinetic theory could come from correlated bulk motions, we computed energy spectra of spatial velocity fluctuations. For each time snapshot of the system, we first interpolated the particle velocity fluctuations on a regular grid, then obtained two-point velocity correlations and the energy spectrum through the (spatial) Fourier transform of the interpolated field. As in turbulence^{37,49}, the energy spectrum was spherically averaged with respect to the wavenumber k .

In Fig. 5 we plot the energy spectra, normalized by the value at the smallest wavenumber, $k = 2\pi/L$. It is evident that the spectral energy density is not a monotonic function of the wavenumber: particularly for lower dense solid fractions, the spectra display a maximum and then decrease with, ultimately, a power-law cut-off. The energy-containing scale represented by the position of the maximum of the spectrum, slightly depends on solid fraction, as does the integral length scale extracted from the two-point correlation functions, varying between one and two particle diameters. It is evident that velocity correlations associated with several particles exist and contribute energy to the spectra.

In granular shearing flows, there is not the same separation of scales as in molecular gases. However, in dense granular shearing flows, the particles interact over a length scale that is the distance between their edges, which is a fraction of their diameter. At this scale, pre-collisional velocity correlations exist as shown by Mitarai and Nakanishi⁵⁵, which affect the amount of velocity fluctuations. With this in mind, we suggest that a more appropriate measure of the temperature may be the energy of the velocity fluctuations at a scale below the particle diameter, in relation to pre-collisional velocity correlations. Velocity fluctuations evaluated at lengthscales of the order of tens of particle diameters, then, may be analogous to the macroscopic fluid velocity fluctuations that contribute to a turbulent eddy diffusivity. Al-

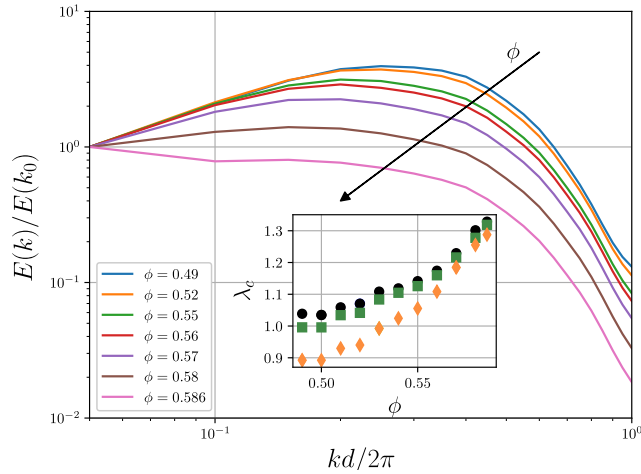


Fig. 5 Power spectra for $e_n = 0.7$ and several solid fractions. The inset represents the integral length scale obtained from two-point correlations, as a function of the solid fraction, for different restitution coefficients (colors, same as in Fig. 1).

though in the present soft particle simulation it was not possible to implement a detailed follow-up of collisions, and therefore it is impossible to access length scales smaller than the diameter of the spheres, we note that the energy of the velocity fluctuations at this scale is an order of magnitude less than that at the largest length scales. Hard sphere simulations of the type carried out by Mitarai and Nakanishi⁵⁵, in a study of pre-collisional velocity correlations, seem to permit access to the velocity fluctuations at smaller length scales.

4 Conclusions

We have characterized the properties of the velocity distribution function and the components of the self-diffusion tensor in discrete numerical simulations of dense, steady, homogeneous shearing flows of nearly identical, inelastic, frictional spheres. We have discussed the anisotropy of the self-diffusion tensor, and its dependence on solid fraction. Our results provided a test for the empirical scaling $D \sim 0.05d^2\dot{\gamma}$ in a wide range of dense solid fractions. We found that, although such a scaling gives the correct order for the diagonal components of the self-diffusivity, a non-monotonic dependence on ϕ as well as a moderate anisotropy are present, which may be important in refined analyses.

In order to look for micromechanical explanations for the scaling cited above, we compared the values for one of the components of the self-diffusion to that predicted by kinetic theory. When the strength of the velocity fluctuations at all length scales was employed as the granular temperature, kinetic theory was found to under-predict self-diffusion. A spectral analysis of the velocity fluctuations indicated how the strength of the velocity fluctuations varied with their wavelength. This variation led us to suggest that there may be an effective separation of scales between fluctuations at a fraction of diameter, at which the particles interact, and those larger than a particle diameter that may be the analog of the eddies of a turbulent fluid^{56,57}. This effective separation of scales might be at the origin of the deviation from kinetic

theory.

Our aim is to obtain relations applicable to the evolution in space and time of granular segregation in industrial processes and geophysical flows, in which granular diffusion takes place at high solid fractions. It is well known that in such heterogeneous flows, granular temperature is an important dynamic variable, which can be used to model nonlocal effects. Here we have shown that it is possible to model the magnitude of the self-diffusion tensor by an empirical law based on shear rate^{24,28,29}, but also by kinetic theory, provided that a correction for dense systems is introduced. This correction can be written as:

$$D_{KT}^* = \xi(\phi) \frac{\sqrt{\pi}}{8(1+e)} \frac{d}{\phi g_0(\phi)} \sqrt{T}, \quad (5)$$

where ξ is a correlation factor corresponding to the inset of Fig. 4. It is important to consider such a scaling based on kinetic theory partly because of its micromechanical origin, and partly because at present the effect of nonlocality on self-diffusion is not clear. Further research will deal with the measurement of self-diffusivities in heterogeneous flows in order to provide more evidences concerning the correcting factor ξ and determine the relative validity of the two frameworks discussed above.

Conflicts of interest

There are no conflicts to declare.

Acknowledgements

The numerical simulations were carried out at the CCIPL (Centre de Calcul Intensif des Pays de la Loire) under the project "Simulation numérique discrète de la fracture des matériaux granulaires".

Notes and references

- 1 A. Scott and J. Bridgewater, *Powder Technology*, 1976, **14**, 177–183.
- 2 H. Buggisch and G. Löffelmann, *Chemical Engineering and Processing: Process Intensification*, 1989, **26**, 193–200.
- 3 M. Hunt and S. Hsiau, *Advances in Micromechanics of Granular Materials*, Elsevier, 1992, vol. 31, pp. 141 – 150.
- 4 V. V. R. Natarajan, M. L. Hunt and E. D. Taylor, *Journal of Fluid Mechanics*, 1995, **304**, 1–25.
- 5 S. B. Savage and C. K. K. Lun, *Journal of Fluid Mechanics*, 1988, **189**, 311–335.
- 6 O. Zik and J. Stavans, *Europhysics Letters (EPL)*, 1991, **16**, 255–258.
- 7 A. Tripathi and D. V. Khakhar, *Physics of Fluids*, 2011, **23**, 113302.
- 8 R. D. Wildman, J. T. Jenkins, P. E. Krouskop and J. Talbot, *Physics of Fluids*, 2006, **18**, 073301.
- 9 J. Drahn and J. Bridgewater, *Powder Technology*, 1983, **36**, 39 – 53.
- 10 M. Alonso, M. Satoh and K. Miyanami, *Powder Technology*, 1991, **68**, 145 – 152.
- 11 G. Félix and N. Thomas, *Phys. Rev. E*, 2004, **70**, 051307.
- 12 N. Jain, J. M. Ottino and R. M. Lueptow, *Phys. Rev. E*, 2005, **71**, 051301.

- 13 N. Jain, J. M. Ottino and R. M. Lueptow, *Granular Matter*, 2005, **7**, 69–81.
- 14 G. Metcalfe and M. Shattuck, *Physica A: Statistical Mechanics and its Applications*, 1996, **233**, 709 – 717.
- 15 Z. S. Khan and S. W. Morris, *Phys. Rev. Lett.*, 2005, **94**, 048002.
- 16 S. Savage and R. Dai, *Mechanics of Materials*, 1993, **16**, 225 – 238.
- 17 A. Thornton, T. Weinhart, S. Luding and O. Bokhove, *International Journal of Modern Physics C*, 2012, **23**, 1240014.
- 18 J. M. N. T. Gray and C. Ancey, *Journal of Fluid Mechanics*, 2011, **678**, 535–588.
- 19 Y. Fan and K. M. Hill, *New Journal of Physics*, 2011, **13**, 095009.
- 20 N. Taberlet and P. Richard, *Phys. Rev. E*, 2006, **73**, 041301.
- 21 L. Oger, C. Annic, D. Bideau, R. Dai and S. B. Savage, *Journal of statistical physics*, 1996, **82**, 1047–1061.
- 22 C. S. Campbell, *Journal of Fluid Mechanics*, 1997, **348**, 85–101.
- 23 M. Macaulay and P. Rognon, *Journal of Fluid Mechanics*, 2019, **858**, R2.
- 24 B. Utter and R. P. Behringer, *Phys. Rev. E*, 2004, **69**, 031308.
- 25 F. Radjai and S. Roux, *Phys. Rev. Lett.*, 2002, **89**, 064302.
- 26 B. J. Alder and T. E. Wainwright, *The Journal of Chemical Physics*, 1957, **27**, 1208–1209.
- 27 D. Berzi and D. Vescovi, *Physics of Fluids*, 2015, **27**, 013302.
- 28 A. M. Fry, P. B. Umbanhowar, J. M. Ottino and R. M. Lueptow, *AIChE Journal*, 2019, **65**, 875–881.
- 29 R. Cai, H. Xiao, J. Zheng and Y. Zhao, *Phys. Rev. E*, 2019, **99**, 032902.
- 30 R. Artoni, A. Soligo, J.-M. Paul and P. Richard, *Journal of Fluid Mechanics*, 2018, **849**, 395–418.
- 31 J. T. Jenkins and F. Mancini, *Physics of Fluids A: Fluid Dynamics*, 1989, **1**, 2050–2057.
- 32 B. O. Arnarson and J. T. Willits, *Physics of Fluids*, 1998, **10**, 1324–1328.
- 33 B. O. Arnarson and J. T. Jenkins, *Physics of Fluids*, 2004, **16**, 4543–4550.
- 34 M. Larcher and J. T. Jenkins, *Physics of Fluids*, 2013, **25**, 113301.
- 35 M. Larcher and J. T. Jenkins, *Journal of Fluid Mechanics*, 2015, **782**, 405–429.
- 36 S. Plimpton, *Journal of Computational Physics*, 1995, **117**, 1 – 19.
- 37 N. Oyama, H. Mizuno and K. Saitoh, *Phys. Rev. Lett.*, 2019, **122**, 188004.
- 38 L. E. Silbert, D. Ertaş, G. S. Grest, T. C. Halsey, D. Levine and S. J. Plimpton, *Phys. Rev. E*, 2001, **64**, 051302.
- 39 J. Schäfer, S. Dippel and D. E. Wolf, *J. Phys. I France*, 1996, **6**, 5–20.
- 40 A. W. Lees and S. F. Edwards, *Journal of Physics C: Solid State Physics*, 1972, **5**, 1921–1928.
- 41 M. Rintoul and S. Torquato, *Phys. Rev. Lett.*, 1996, **77**, 4198.
- 42 P. Richard, A. Gervois, L. Oger and J.-P. Troadec, *EPL (Europhysics Letters)*, 1999, **48**, 415.
- 43 R. Artoni and P. Richard, *Phys. Rev. E*, 2015, **91**, 032202.
- 44 M. Abbas, E. Climent and O. Simonin, *Phys. Rev. E*, 2009, **79**, 036313.
- 45 G. I. Taylor, *Proceedings of the London Mathematical Society*, 1922, **s2-20**, 196–212.
- 46 G. I. Taylor, *Proceedings of the Royal Society of London. Series A. Mathematical and Physical Sciences*, 1953, **219**, 186–203.
- 47 G. I. Taylor, *Proceedings of the Royal Society of London. Series A. Mathematical and Physical Sciences*, 1954, **223**, 446–468.
- 48 G. I. Taylor, *Proceedings of the Royal Society of London. Series A. Mathematical and Physical Sciences*, 1954, **225**, 473–477.
- 49 S. B. Pope, *Turbulent Flows*, Cambridge University Press, 2000.
- 50 S. Chapman and T. G. Cowling, *The mathematical theory of non-uniform gases: An Account of the Kinetic Theory of Viscosity, Thermal Conduction and Diffusion in Gases*, Cambridge university press, 1970.
- 51 N. V. Brilliantov and T. Poschel, *Kinetic theory of granular gases*, Oxford University Press, 2010.
- 52 S. Torquato, *Phys. Rev. E*, 1995, **51**, 3170–3182.
- 53 J. T. Jenkins and D. Berzi, *Granular Matter*, 2012, **14**, 79–84.
- 54 D. Berzi, *Acta Mechanica*, 2014, **225**, 2191–2198.
- 55 N. Mitarai and H. Nakanishi, *Phys. Rev. E*, 2007, **75**, 031305.
- 56 T. Miller, P. Rognon, B. Metzger and I. Einav, *Phys. Rev. Lett.*, 2013, **111**, 058002.
- 57 D. Griffani, P. Rognon, B. Metzger and I. Einav, *Physics of Fluids*, 2013, **25**, 093301.