



**HAL**  
open science

# Palladium Complexes of Planar Chiral Ferrocenyl Phosphine-NHC Ligands: New Catalysts for the Asymmetric Suzuki–Miyaura Reaction

Nathalie Debono, Agnès Labande, Eric Manoury, Jean-Claude Daran, Rinaldo Poli

► **To cite this version:**

Nathalie Debono, Agnès Labande, Eric Manoury, Jean-Claude Daran, Rinaldo Poli. Palladium Complexes of Planar Chiral Ferrocenyl Phosphine-NHC Ligands: New Catalysts for the Asymmetric Suzuki–Miyaura Reaction. *Organometallics*, 2010, 29 (8), pp.1879-1882. 10.1021/om100125k . hal-03177921

**HAL Id: hal-03177921**

**<https://hal.science/hal-03177921v1>**

Submitted on 23 Mar 2021

**HAL** is a multi-disciplinary open access archive for the deposit and dissemination of scientific research documents, whether they are published or not. The documents may come from teaching and research institutions in France or abroad, or from public or private research centers.

L'archive ouverte pluridisciplinaire **HAL**, est destinée au dépôt et à la diffusion de documents scientifiques de niveau recherche, publiés ou non, émanant des établissements d'enseignement et de recherche français ou étrangers, des laboratoires publics ou privés.

# Palladium Complexes of Planar Chiral Ferrocenyl Phosphine-NHC Ligands: New Catalysts for the Asymmetric Suzuki-Miyaura Reaction

*Nathalie Debono,<sup>a</sup> Agnès Labande,<sup>\*a</sup> Eric Manoury,<sup>a</sup> Jean-Claude Daran<sup>a</sup> and Rinaldo Poli<sup>a,b</sup>.*

<sup>a</sup>CNRS ; LCC (Laboratoire de Chimie de Coordination) ; 205, route de Narbonne, F-31077 Toulouse, France, and Université de Toulouse ; UPS, INPT ; LCC ; F-31077 Toulouse, France. <sup>b</sup>Institut Universitaire de France, 103, bd Saint-Michel, 75005 Paris, France.

Email: agnes.labande@lcc-toulouse.fr

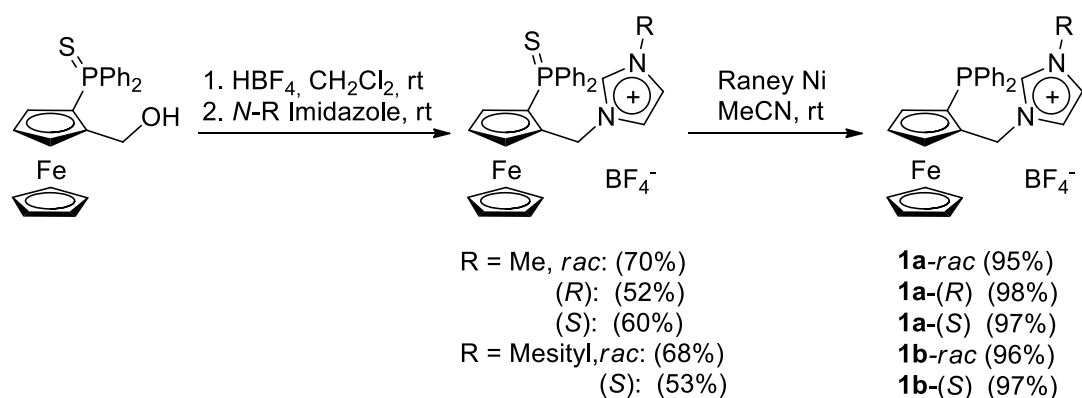
**RECEIVED DATE (to be automatically inserted after your manuscript is accepted if required according to the journal that you are submitting your paper to)**

**ABSTRACT.** Air-stable neutral and cationic palladium complexes bearing chiral phosphine-N-heterocyclic carbene ligands with planar chirality only have been prepared in moderate to good yields and characterized by NMR and X-ray diffraction studies. They are shown to catalyze the asymmetric coupling of aryl bromides with arylboronic acids in good yields and moderate enantioselectivities (up to 42% ee) with low catalyst loadings (0.1-0.5 mol%).

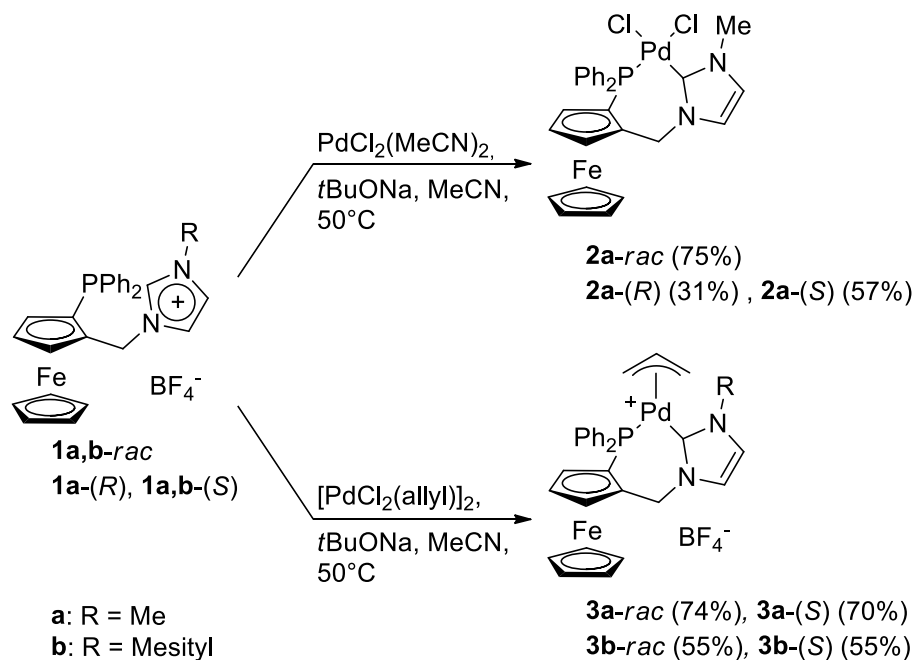
N-Heterocyclic carbenes (NHCs) have received a great deal of attention recently and are now considered as ligands of choice for various catalytic reactions,<sup>1</sup> among which the Suzuki-Miyaura reaction using aryl bromides and less reactive aryl chlorides.<sup>2</sup> They have several advantages over phosphines, such as air and thermal stability of the resulting complexes. We have focused our attention

on the synthesis of functionalized NHC ligands, with the aim to produce robust and yet highly active catalysts.<sup>3</sup> The combination of a phosphine and a NHC allows the access to stable chelate complexes with interesting electronic properties that have been successfully used in catalysis.<sup>4</sup> Among C-C cross-coupling reactions, the Suzuki-Miyaura reaction has become one of the most appealing for its tolerance to functional groups and the low toxicity of its by-products.<sup>5</sup> Although axially chiral biaryls are present in numerous natural products and constitute an important class of ligands for asymmetric catalysis, there are few reports to date of asymmetric Suzuki-Miyaura reactions.<sup>6</sup> One of the challenges remains to find catalysts that are able to induce high levels of enantioselectivities at low loadings. Surprisingly, NHC ligands have never been used so far in the asymmetric version of the Suzuki-Miyaura reaction. We report here such first example, using a chiral palladium-NHC complex with planar chirality only.

We presented recently the synthesis of achiral and racemic ferrocenyl phosphine-NHC ligands and showed their efficiency in the rhodium-catalyzed hydrosilylation of ketones.<sup>3c,d</sup> Here we describe for the first time the synthesis of such ligands in their enantiopure form, as well as their palladium complexes. Building on our experience in the preparation of enantiopure ferrocenyl ligands,<sup>7</sup> we obtained enantiopure (*R*)- and (*S*)-ferrocenyl phosphine-imidazolium salts **1a,b** in good yields (Scheme 1). Both racemic and enantiopure imidazolium salts were prepared by reaction of the racemic or enantiopure ferrocenyl alcohol – respectively – with HBF<sub>4</sub>, immediately followed by the *N*-substituted imidazole. The phosphine was then cleanly deprotected with an excess of Raney nickel in MeCN.



**Scheme 1.** Synthesis of racemic and enantiopure ferrocenyl phosphine-imidazolium salts **1a,b**.

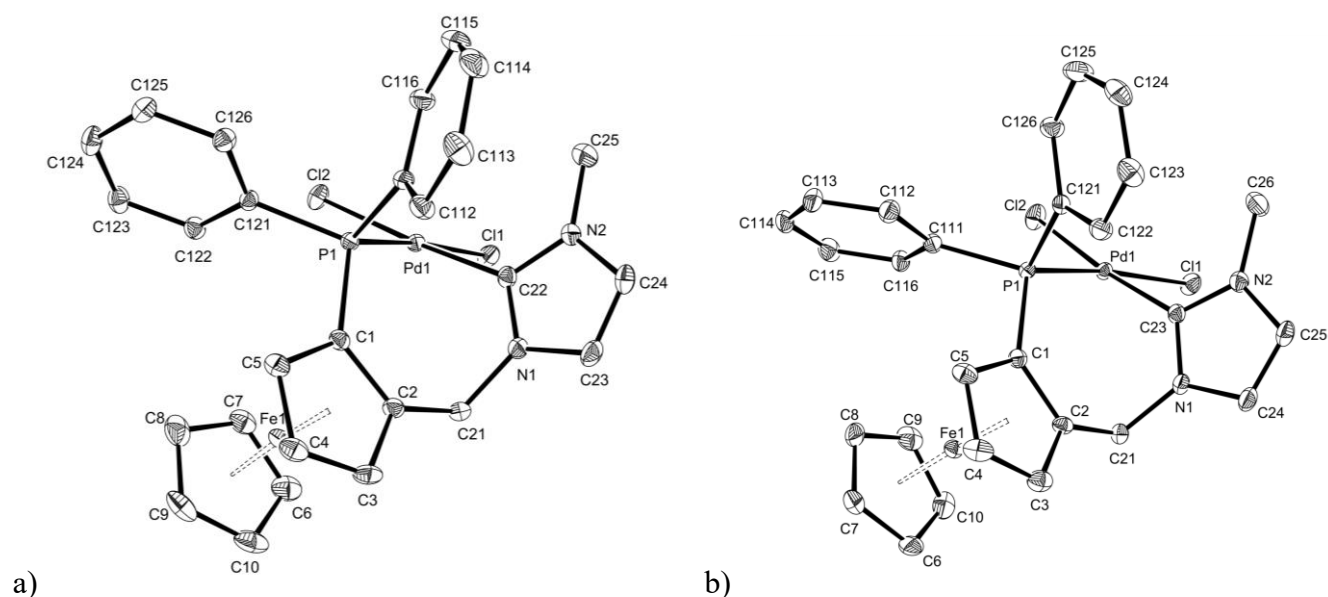


**Scheme 2.** Synthesis of neutral and cationic palladium(II) complexes.

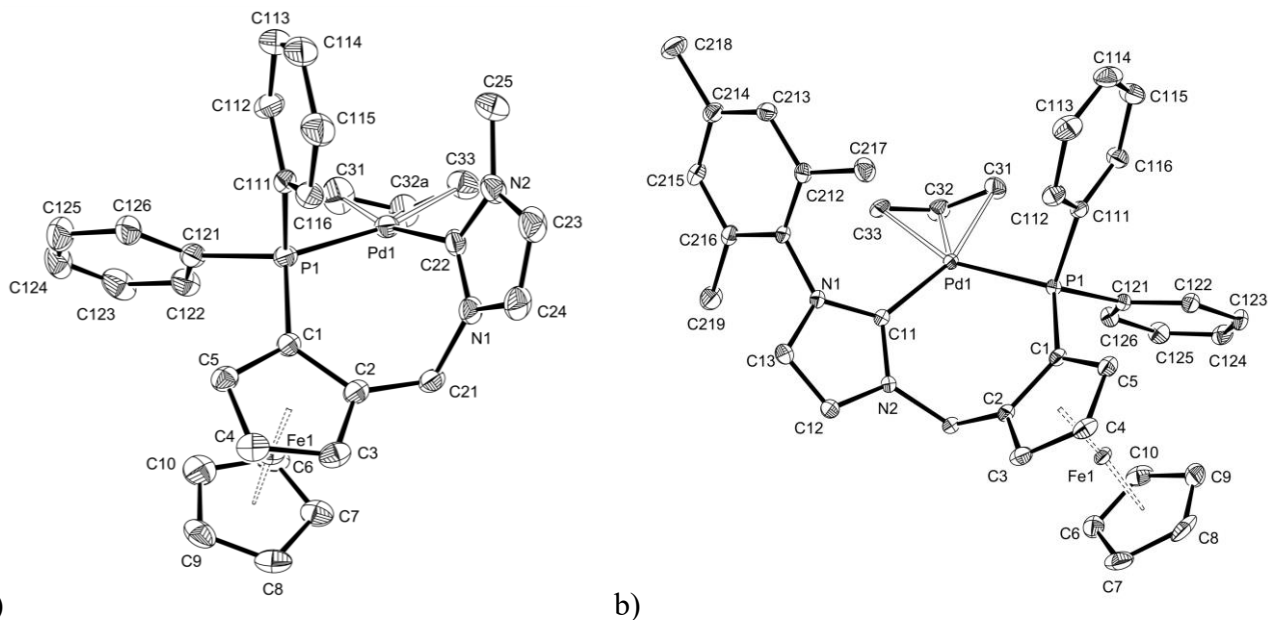
Two different precursors were used to prepare palladium complexes:  $\text{PdCl}_2(\text{MeCN})_2$  led to neutral complexes **2a-rac**, **2a-(R)** and **2a-(S)**, while  $[\text{Pd}(\text{allyl})\text{Cl}]_2$  gave cationic complexes **3a,b-rac** and **3a,b-(S)** in moderate to good yields (Scheme 2). Oddly enough, all our attempts to synthesize the neutral complex bearing a bulky mesityl group on the NHC unit (**2b**) failed.  $\text{PdCl}_2(\text{PhCN})_2$  was tested under similar conditions, but also failed to give the expected product. We finally treated the allyl complex **3b-rac** in  $\text{CH}_2\text{Cl}_2$  with a solution of aqueous HCl, and obtained again an intractable mixture. All complexes, even those possessing an allyl moiety, are air-stable and can be purified by column chromatography on silicagel.

NMR data of the allylic compounds indicated the presence of two species in a 55:45 (**3a**) or 75:25 (**3b**) ratio, which we can attribute to *exo* and *endo* configurational isomers. This refers to the position of the allyl group relative to the ferrocene, as described by Togni *et al.* for similar complexes.<sup>4g</sup> Unfortunately, the NMR data did not allow us to conclude on the configuration of the major isomer. The structures of complexes **2a-rac**, **2a-(R)**, **3a-rac** and **3b-rac** were confirmed by crystallographic methods (Figures 1 and 2). Both **3a-rac** and **3b-rac** structures display the *endo* isomer, with the central C-H of the allyl group pointing towards the ferrocenyl moiety. The allyl group of complex **3a** is disordered,

which is not uncommon for this type of complexes.<sup>4g,8</sup> The bond lengths and angles are all within the expected range, either for neutral or for cationic complexes, with a square-planar or slightly distorted square-planar geometry. Pd-C<sub>NHC</sub> and Pd-P distances are longer in the cationic complexes **3**. In the neutral complex **2a**, surprisingly, the Pd-Cl bond *trans* to the NHC is slightly but significantly shorter than the Pd-Cl bond *trans* to the phosphine. We would have expected the opposite, since the NHC should be more donating and exert a higher *trans* influence. However, this has already been observed for a similar complex.<sup>9</sup> Finally, a noticeable difference is observed in the bond angles between allyl complexes **3a** and **3b**. Indeed, the C<sub>NHC</sub>-Pd-P angle is 88.52(11) ° in **3a**, which bears a methyl substituent on the imidazol-2-ylidene part, whereas it reaches 102.06(8) ° in the case of **3b**, possessing a bulkier mesityl group.



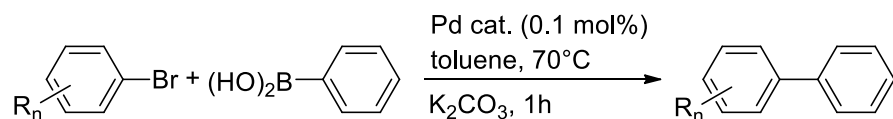
**Figure 1.** ORTEP representations of complexes **2a-rac** (left) and **2a-R** (right). Ellipsoids are shown at the 30% level. All hydrogens are omitted for clarity. Selected bonds (Å) and angles (°), **2a-rac**: C(22)-Pd(1) = 1.991(3), P(1)-Pd(1) = 2.2444(8), Cl(1)-Pd(1) = 2.3614(9), Cl(2)-Pd(1) = 2.3397(8), C(22)-Pd(1)-P(1) = 84.95(9), C(22)-Pd(1)-Cl(1) = 88.24(9), P(1)-Pd(1)-Cl(2) = 95.06(3); **2a-R**: C(23)-Pd(1) = 1.976(3), P(1)-Pd(1) = 2.2472(10), Cl(1)-Pd(1) = 2.3665(9), Cl(2)-Pd(1) = 2.3481(9), C(23)-Pd(1)-P(1) = 86.61(10), C(23)-Pd(1)-Cl(1) = 83.61(10), P(1)-Pd(1)-Cl(2) = 98.97(3).



**Figure 2.** ORTEP representations of cations in complexes **3a-rac** (left) and **3b-rac** (right). Ellipsoids are shown at the 30% level. All hydrogens are omitted for clarity. Selected bonds (Å) and angles (°), **3a-rac**: C(22)-Pd(1) = 2.050(4), P(1)-Pd(1) = 2.2964(11), C(31)-Pd(1) = 2.173(5), C(32)-Pd(1) = 2.173(6), C(33)-Pd(1) = 2.186(5), C(31)-C(32) = 1.320(8), C(32)-C(33) = 1.408(8), C(22)-Pd(1)-P(1) = 88.52(11), C(22)-Pd(1)-C(33) = 99.98(18), P(1)-Pd(1)-C(31) = 102.99(16); **3b-rac**: C(11)-Pd(1) = 2.054(3), P(1)-Pd(1) = 2.3128(7), C(31)-Pd(1) = 2.157(2), C(32)-Pd(1) = 2.167(2), C(33)-Pd(1) = 2.1744(17), C(31)-C(32) = 1.394(5), C(32)-C(33) = 1.375(5), C(11)-Pd(1)-P(1) = 102.06(8), C(11)-Pd(1)-C(33) = 97.48(9), P(1)-Pd(1)-C(31) = 92.32(7).

Preliminary catalytic tests were carried out with racemic complexes, in order to evaluate their activity in the Suzuki-Miyaura coupling reaction between aryl bromides and phenylboronic acid (Table 1).

**Table 1.** Suzuki-Miyaura reaction between aryl bromides and phenylboronic acid.<sup>a</sup>



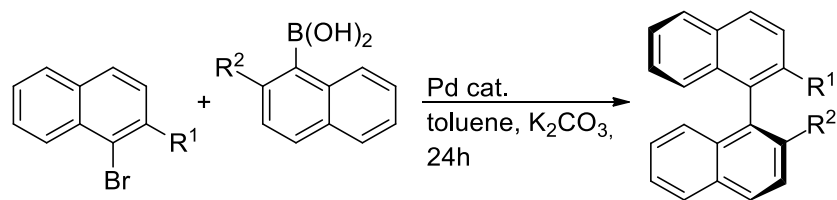
Entry	Catalyst	R <sub>n</sub>	% Yield <sup>b</sup>
-------	----------	----------------	----------------------

1	<b>2a-rac</b>	4-OMe	83
2	<b>3a-rac</b>	4-OMe	51
3	<b>3b-rac</b>	4-OMe	42
4	<b>2a-rac</b>	2-Me	87
5	<b>2a-rac</b>	2,4,6-Me <sub>3</sub>	40

<sup>a</sup> Reagents and conditions: aryl bromide (1.0 equiv), phenylboronic acid (1.2 equiv), Pd cat. (0.1 mol%), K<sub>2</sub>CO<sub>3</sub> (2.4 equiv), toluene, 70°C, 1h. <sup>b</sup> GC yield.

After optimization of the reaction conditions with 4-bromoanisole, toluene and K<sub>2</sub>CO<sub>3</sub> were chosen respectively as best solvent and base. Complex **2a-rac** was found to give the best results, with 83 % yield (entry 1) after 1 h at 70°C and a low catalyst loading (0.1 mol%). Cationic allyl complexes **3a-rac** and **3b-rac** were less active, giving respectively 51% and 42% product (entries 2 and 3) under the same conditions. The introduction of an *ortho* substituent did not lower the yield with **2a-rac**: 87% were obtained with 2-bromotoluene (entry 4). Finally, sterically crowded 2-bromomesitylene was successfully coupled to phenylboronic acid under these conditions (entry 5), which prompted us to turn to naphthyl derivatives (Table 2).

**Table 2.** Asymmetric Suzuki-Miyaura reaction between naphthyl bromides and naphthylboronic acids.<sup>a</sup>



Entry	Pd cat. (mol%)	R <sup>1</sup>	R <sup>2</sup>	T (°C)	% Yield <sup>b</sup>	% ee <sup>c</sup>
1	<b>2a-(R)</b> (0.1)	Me	H	70	89	38
2	“	OMe	H	70	86	33
3	“	OEt	H	70	89	30
4	<b>2a-(R)</b> (0.5)	Me	H	40	88	42
5	“	Me	H	40	57 <sup>d</sup>	39 <sup>d</sup>
6	“	OMe	H	40	93	33

7	“	OEt	H	40	92	24
8	<b>2a-(S)</b> (0.5)	Me	H	40	88	40
9	“	OMe	H	40	95	35
10	“	OEt	H	40	95	23
11	“	H	Me	40	0	–
12	<b>3a-(S)</b> (0.5)	Me	H	40	0	–
13	“	OMe	H	40	30	28
14	“	OEt	H	40	14	10
15	<b>3b-(S)</b> (0.5)	Me	H	40	86	19
16	“	OMe	H	40	82	6
17	“	OEt	H	40	0	–

<sup>a</sup> Reagents and conditions: naphthyl bromide (1.0 equiv), boronic acid (1.2 equiv), Pd cat., K<sub>2</sub>CO<sub>3</sub> (2.4 equiv), toluene, 24h. <sup>b</sup> Isolated yield. <sup>c</sup> Determined by HPLC with a Chiracel-OJ column. <sup>d</sup> reaction stopped after 8h.

Complex **2a-(R)** successfully catalyzed the coupling of naphthyl bromides to naphthylboronic acid under these conditions. Reaction times were not optimized and were extended to 24h to maximize conversions. Enantioselectivities obtained initially were modest and we did not observe any substantial improvement when the temperature was lowered (Table 2, entries 1-3 and 4-7). Reducing the temperature to 40°C allowed us to reach a 42% ee for R<sup>1</sup>=Me (entry 4). The same level of enantioselectivity was observed when the reaction was stopped after 8h instead of 24h (entry 5), which means we probably have the same catalytic species throughout the reaction. As expected, similar levels of enantioselectivities were observed with the opposite enantiomer **2a-(S)** (entries 8-10). However, no product was obtained when the methyl substituent was introduced *ortho* to the boronic acid instead of to the bromide (entry 11). Allyl palladium complexes **3a-(S)** and **3b-(S)** gave surprising results. Indeed, complex **3a-(S)**, bearing a methyl substituent on the nitrogen atom of the imidazol-2-ylidene, gave the expected binaphthyls in very low yields (entries 12-14), no product being observed in the case of methyl-substituted naphthyl bromide (entry 12). The catalyst seemed to decompose in the course of the reaction, giving a black precipitate in the reaction medium. Complex **3b-(S)**, bearing a bulkier mesityl



substituent on nitrogen, reacted with methyl- and methoxy-substituted naphthyl bromides (entries 15-16), but again decomposed in the course of the reaction in the presence of ethoxy-substituted naphthyl bromide (entry 17). Moreover, ees observed with this catalyst are very low. Our first hypothesis was that steric crowding near the palladium was probably too important in the case of **3b** and became detrimental to the reaction. However, X-ray structures indicated important variations in the C<sub>NHC</sub>-Pd-P angles between **3b-rac** (102.06(8)°) and other complexes (84.95(9)° for **2a-rac** to 88.52(11)° for **3a-rac**) that could account for the differences in reactivity.

In conclusion, new palladium(II) complexes bearing planar chiral ferrocenyl phosphane-NHC ligands showed very good activities in the Suzuki-Miyaura reaction of aryl bromides with arylboronic acids. Although enantioselectivities are moderate, this is the first example of asymmetric Suzuki-Miyaura reaction with complexes bearing N-heterocyclic carbene ligands. Future studies include the use of other planar chiral NHC ligands in order to improve enantioselectivities.

**Acknowledgment.** We thank the CNRS and the Agence Nationale de la Recherche (ANR-07-JCJC-0041, postdoctoral grant to N.D.) for financial support of this work.

**Supporting Information Available.** Scheme summarizing the preparation of racemic and enantiopure 1,2-disubstituted ferrocenyl alcohols, text and figures giving full experimental details and spectroscopic data for the preparation of all new compounds, NMR spectra, CIF files giving crystallographic information. This material is available free of charge via the Internet at <http://pubs.acs.org>.

## References.

- (1) (a) Nolan, S. P. *N-Heterocyclic Carbenes in Synthesis*; Wiley-VCH: Weinheim, Germany, 2006.
- (b) Glorius, F. *N-Heterocyclic Carbenes in Transition Metal Catalysis*; Springer-Verlag: Heidelberg, Germany, 2007.
- (c) Bourissou, D.; Guerret, O.; Gabbai, F. P.; Bertrand, G. *Chem. Rev.* **2000**, *100*, 39-91.
- (d) Herrmann, W. A. *Angew. Chem. Int. Ed.* **2002**, *41*, 1290-1309.
- (e) Würtz, S.; Glorius, F. *Acc.*

*Chem. Res.* **2008**, *41*, 1523-1533. (f) Díez-González, S.; Marion, N.; Nolan, S. P. *Chem. Rev.* **2009**, *109*, 3612-3676. (g) Normand, A. T.; Cavell, K. J. *Eur. J. Inorg. Chem.* **2008**, 2781-2800. (h) Snead, D. R.; Seo, H.; Hong, S. *Curr. Org. Chem.* **2008**, *12*, 1370-1387. Chiral NHCs: (i) César, V.; Bellemin-Laponnaz, S.; Gade, L. H. *Chem. Soc. Rev.* **2004**, *33*, 619-636.

(2) Selected publications: (a) Gstottmayr, C. W. K.; Bohm, V. P. W.; Herdtweck, E.; Grosche, M.; Herrmann, W. A. *Angew. Chem. Int. Ed.* **2002**, *41*, 1363-1365. (b) Altenhoff, G.; Goddard, R.; Lehmann, C. W.; Glorius, F. *Angew. Chem. Int. Ed.* **2003**, *42*, 3690-3693. (c) Marion, N.; Navarro, O.; Mei, J.; Stevens, E. D.; Scott, N. M.; Nolan, S. P. *J. Am. Chem. Soc.* **2006**, *128*, 4101-4111.

(3) (a) Wolf, J.; Labande, A.; Natella, M.; Daran, J.-C.; Poli, R. *J. Mol. Catal. A: Chem.* **2006**, *259*, 205-212. (b) Wolf, J.; Labande, A.; Daran, J.-C.; Poli, R. *Eur. J. Inorg. Chem.* **2007**, 5069-5079. (c) Labande, A.; Daran, J.-C.; Manoury, E.; Poli, R. *Eur. J. Inorg. Chem.* **2007**, 1205-1209. (d) Gülcemal, S.; Labande, A.; Daran, J.-C.; Çetinkaya, B.; Poli, R. *Eur. J. Inorg. Chem.* **2009**, 1806-1815.

(4) Selected publications: (a) Tsoureas, N.; Danopoulos, A. A.; Tulloch, A. A. D.; Light, M. E. *Organometallics* **2003**, *22*, 4750-4758. (b) Focken, T.; Raabe, G.; Bolm, C. *Tetrahedron: Asymmetry* **2004**, *15*, 1693-1706. (c) Field, L. D.; Messerle, B. A.; Vuong, K. Q.; Turner, P. *Organometallics* **2005**, *24*, 4241-4250. (d) Shi, J.-C.; Yang, P.-Y.; Tong, Q.; Wu, Y.; Peng, Y. *J. Mol. Catal. A: Chem.* **2006**, *259*, 7-10. (e) Hahn, F. E.; Jahnke, M. C.; Pape, T. *Organometallics* **2006**, *25*, 5927-5936. (f) Lee, C.-C.; Ke, W.-C.; Chan, K.-T.; Lai, C.-L.; Hu, C.-H.; Lee, H. M. *Chem. Eur. J.* **2007**, *13*, 582-591. (g) Visentin, F.; Togni, A. *Organometallics* **2007**, *26*, 3746-3754.

(5) (a) Negishi, E. I.; Liu, F. in *Metal-Catalyzed Cross-Coupling Reactions*, Diederich, F.; Stang, P. J. Eds.; Wiley-VCH: Weinheim, Germany, 1998. (b) Miyaura, N.; Suzuki, A. *Chem. Rev.* **1995**, *95*, 2457-2483.

(6) (a) Cammidge, A. N.; Crépy, K. V. L. *Chem. Commun.* **2000**, 1723-1724. (b) Yin, J.; Buchwald, S. L. *J. Am. Chem. Soc.* **2000**, *122*, 12051-12052. (c) Baudoin, O. *Eur. J. Org. Chem.* **2005**, 4223, and references therein. (d) Genov, M.; Almorín, A.; Espinet, P. *Chem. Eur. J.* **2006**, *12*, 9346-9352. (e)

Bronger, R. P. J.; Guiry, P. J. *Tetrahedron: Asymmetry* **2007**, *18*, 1094-1102. (f) Sawai, K.; Tatumi, R.; Nakahodo, T.; Fujihara, H. *Angew. Chem. Int. Ed.* **2008**, *47*, 6917-6919. (g) Bermejo, A.; Ros, A.; Fernández, R.; Lassaletta, J. M. *J. Am. Chem. Soc.* **2008**, *130*, 15798-15799. (h) Mori, K.; Kondo, Y.; Yamashita, H. *Phys. Chem. Chem. Phys.* **2009**, *11*, 8949-8954. (i) Uozumi, Y.; Matsuura, Y.; Arakawa, T.; Yamada, Y. M. A. *Angew. Chem. Int. Ed.* **2009**, *48*, 2708-2710.

(7) (a) Routaboul, L.; Vincendeau, S.; Daran, J.-C.; Manoury, E. *Tetrahedron: Asymmetry* **2005**, *16*, 2685-2690. (b) Mateus, N.; Routaboul, L.; Daran, J.-C.; Manoury, E. *J. Organomet. Chem.* **2006**, *691*, 2297-2310.

(8) (a) Danopoulos, A. A.; Tsoureas, N.; Macgregor, S. A.; Smith, C. *Organometallics* **2007**, *26*, 253-263. (b) Normand, A. T.; Stasch, A.; Ooi, L.-L.; Cavell, K. J. *Organometallics* **2008**, *27*, 6507-6520.

(9) Yang, W.-H.; Lee, C.-S.; Pal, S.; Chen, Y.-N.; Hwang, W.-S.; Lin, I. J. B.; Wang, J.-C. *J. Organomet. Chem.* **2008**, *693*, 3729-3740.

**SYNOPSIS TOC.** Neutral and cationic palladium complexes bearing chiral phosphine-N-heterocyclic carbene ligands with planar chirality only have been synthesized and characterized by NMR and X-ray diffraction studies. They are shown to catalyze the asymmetric coupling of aryl bromides with arylboronic acids in good yields and moderate enantioselectivities with low catalyst loadings.

