



**HAL**  
open science

# Characterization and Modeling of the Viscoelastic Behavior of a Self-Adhesive Rubber Using Dynamic Mechanical Analysis Tests

Lucie Rouleau, Rogério Pirk, Bert Pluymers, Wim Desmet

► **To cite this version:**

Lucie Rouleau, Rogério Pirk, Bert Pluymers, Wim Desmet. Characterization and Modeling of the Viscoelastic Behavior of a Self-Adhesive Rubber Using Dynamic Mechanical Analysis Tests. *Journal of Aerospace Technology and Management*, 2015, 7 (2), pp.200-208. 10.5028/jatm.v7i2.474 . hal-03177137

**HAL Id: hal-03177137**

**<https://hal.science/hal-03177137v1>**

Submitted on 1 Jun 2023

**HAL** is a multi-disciplinary open access archive for the deposit and dissemination of scientific research documents, whether they are published or not. The documents may come from teaching and research institutions in France or abroad, or from public or private research centers.

L'archive ouverte pluridisciplinaire **HAL**, est destinée au dépôt et à la diffusion de documents scientifiques de niveau recherche, publiés ou non, émanant des établissements d'enseignement et de recherche français ou étrangers, des laboratoires publics ou privés.



Distributed under a Creative Commons Attribution 4.0 International License

# Characterization and Modeling of the Viscoelastic Behavior of a Self-Adhesive Rubber Using Dynamic Mechanical Analysis Tests

Lucie Rouleau<sup>1</sup>, Rogério Pirk<sup>1,2</sup>, Bert Pluymers<sup>1</sup>, Wim Desmet<sup>1</sup>

**ABSTRACT:** The goal of this study is twofold. The first one is to assess the applicability of approaches based on dynamic-mechanical analysis to investigate the viscoelastic properties of a self-adhesive synthetic rubber. The second goal is to identify the parameters of a viscoelastic model which accurately represents the frequency-dependent mechanical properties. For that purpose, the time-temperature superposition principle is successfully applied to build the master curves of the material up to 1 MHz. The thickness of the samples and the thermal expansion effects are found to have a negligible influence on the mechanical properties measured by dynamic-mechanical analysis. The parameters of a generalized Maxwell model and a fractional derivative model are identified from the obtained master curves and lead to an accurate representation of the frequency-dependent mechanical properties of the rubber.

**KEYWORDS:** Dynamic mechanical analysis, Viscoelastic material, Generalized Maxwell model, Fractional derivative model.

## INTRODUCTION

Structural vibration reduction is a fundamental concern in several industries to avoid failure due to mechanical fatigue, to comply with increasingly stringent Noise, Vibration and Harshness (NVH) standards, or to ensure optimal operating conditions for on-board electronics. There are several methods that may be used in order to control vibrations (Nakra, 1998), which can be divided in two categories: active and passive damping treatments. The former rely on the effect of active mechanisms, using for example piezoelectric actuators, while the latter takes advantage of the inherent energy dissipation effects of systems, using for example viscoelastic materials (VEM).

Passive damping treatments based on VEM have been widely used in a variety of industrial applications and especially in aircraft and automotive systems (Rao, 2003). Since their molecular structure allows the internal dissipation of part of the vibration energy (Ferry, 1980), VEM are usually applied on the surface of vibrating structures, as a constrained or unconstrained layer of material. Some add-on passive damping treatments are available commercially in the form of self-adhesive constrained layers, which offer the advantage of introducing damping with a minimum mass addition, while also being easily applied to structures with complex geometries.

The characterization and modeling of VEM mechanical properties are essential in the design and analysis of damped structures, to provide solutions with adequate damping properties. However, the VEM material properties depend on many factors,

<sup>1</sup>.Katholieke Universiteit Leuven – Department of Mechanical Engineering – Heverlee – Belgium. <sup>2</sup>.Departamento de Ciência e Tecnologia Aeroespacial – Instituto de Aeronáutica e Espaço – São José dos Campos/SP – Brazil.

**Author for correspondence:** Lucie Rouleau | Cnam Paris – Structural Mechanics and Coupled Systems Laboratory | 2 rue Conté, 75003 | Paris – France  
Email: lucie.rouleau@cnam.fr

**Received:** 02/25/2015 | **Accepted:** 04/21/2015

such as temperature, excitation frequency, amplitude, pre-stress or relative humidity (Sjöberg, 2002; Kergourlay, 2004). Temperature and frequency being the most relevant factors, it is indispensable to determine the material properties over the range of operational temperatures and frequencies.

Various existing techniques are available in the literature to characterize VEM as a function of temperature and frequency and are reviewed, among others, in Lakes (2004). Among them, dynamical mechanical analysis (DMA) is one of the most common and standard methods used to measure the dynamic properties of VEM (ASTM D4065-12; Menard, 2008). In this method, the response of VEM samples to a sinusoidal excitation at different frequencies and temperatures is measured. The dynamic properties over a wide frequency range are then extrapolated by means of the time-temperature superposition principle (TTSP). This method has been successfully applied to the characterization of many polymers (Ferry, 1980; Emri, 2005; Dealy and Plazek, 2009). However, for some materials such as polymeric blends (Van Gurp and Palmen, 1998) or polymers with long chain branching (Hatzikiriakos, 2000), the TTSP may not be applicable anymore. Moreover, in the case of adhesive polymers, the nonlinearity of the adhesive behavior may have an influence on the mechanical properties measured by DMA, as evidenced in García-Barruetabeña *et al.* (2011). These observations motivate this study, of which the first goal is to assess the applicability of the DMA-based approach to investigate the viscoelastic properties of a self-adhesive synthetic rubber. In particular, since self-adhesive materials (also called pressure-sensitive adhesives) are a type of polymer blends (Creton, 2003), both the applicability of the TTSP and the nonlinearity of the adhesive behavior should be studied.

Once the frequency-dependent properties of the VEM are determined, one needs to model viscoelasticity in order to obtain accurate results using finite element models and thus assess the performance of the passive damping treatment. Several models exist in the literature to describe the viscoelastic behavior of VEM (Bert, 1973; Vasques *et al.*, 2010). The capacity of a viscoelastic model to represent the frequency-dependent mechanical properties depends on the material. For instance, a fractional derivative model may lead to a good fit of the viscoelastic properties of some polymers (Pritz, 2003), but a poor one for others (Corn *et al.*, 2009). The second goal is then to identify the parameters of a viscoelastic model which accurately represents the frequency-dependent mechanical properties. In this study, two viscoelastic models

are investigated: the generalized Maxwell model and the fractional derivative model.

## THEORY OF LINEAR VISCOELASTICITY

Considering an isotropic viscoelastic material under small isothermal and small deformation conditions, the theory of linear viscoelasticity assumes the existence of a constitutive relation between stress and strain histories, which for a one-dimensional system is given by a convolution integral (Christensen, 1982):

$$\sigma(t) = \int_{-\infty}^t E(t-\tau)\varepsilon(\tau)d\tau \quad (1)$$

where  $\sigma(t)$  and  $\varepsilon(t)$ : respectively, the stress and strain at a given time  $t$ ;  $E(t)$ : stress relaxation modulus.

A convenient way of representing the viscoelastic behavior in the frequency domain is through the complex modulus approximation. Let us assume a stationary harmonic strain  $\varepsilon(t)$ :

$$\varepsilon(t) = \varepsilon_0 e^{i\omega t} \quad (2)$$

and a stationary harmonic stress  $\sigma(t)$ :

$$\sigma(t) = \sigma_0 e^{i(\omega t + \varphi)} \quad (3)$$

where  $i$ : imaginary unit, defined by its property  $i^2 = -1$ ;  $\sigma_0$  and  $\varepsilon_0$ : respectively, the stress and strain amplitudes;  $\omega$ : excitation frequency;  $\varphi$ : phase delay between the stress and strain.

The constitutive equation linking stress and strain in the frequency domain is given by:

$$\sigma(\omega) = E^*(\omega)\varepsilon(\omega) \quad (4)$$

where the complex modulus  $E^*(\omega)$  can be written as:

$$E^*(\omega) = E'(\omega) + iE''(\omega) = E'(\omega)[1 + i\eta(\omega)] \quad (5)$$

where  $E'(\omega)$ : storage modulus;  $E''(\omega)$ : loss factor.

The loss factor  $\eta(\omega) = E''(\omega)/E'(\omega)$  is a measure of the energy dissipated in the material, expressed in terms of recoverable energy. The storage and loss moduli, as well as the loss factor, are related to the phase and amplitude differences between stress and strain:

$$E'(\omega) = \frac{\sigma_0(\omega)}{\varepsilon_0(\omega)} \cos[\varphi(\omega)] \tag{6a}$$

$$E''(\omega) = \frac{\sigma_0(\omega)}{\varepsilon_0(\omega)} \sin[\varphi(\omega)] \tag{6b}$$

$$\eta(\omega) = \tan [\varphi(\omega)] \tag{6c}$$

Therefore, by measuring the time response of a sample of material to an imposed strain, DMA testing allows the measurement of the complex modulus defined in Eq. 5. However, the measurements which can be performed on most commercial DMA equipment are limited to the low-frequency domain (typically up to a few hundred Hz). In order to characterize the material on a broader frequency range, the TTSP is applied (Ferry, 1980). This principle relates the material response at a given time  $t$  (or frequency  $\omega$ ) and at a given temperature  $T$  to that at other conditions (denoted by subscript  $r$ ):

$$\omega_r = a_T(T, T_r)\omega \tag{7a}$$

$$E'(\omega_r, T_r) = b_T(T, T_r)E'(\omega, T) \tag{7b}$$

$$E''(\omega_r, T_r) = b_T(T, T_r)E''(\omega, T) \tag{7c}$$

where  $a_T(T, T_r)$  and  $b_T(T, T_r)$ : coefficients which indicate the amount of horizontal and vertical shifting (respectively) to be applied to isotherms of storage and loss moduli measured at a temperature  $T$  in order to estimate the material properties at a reference temperature  $T_r$  (see Fig. 1).

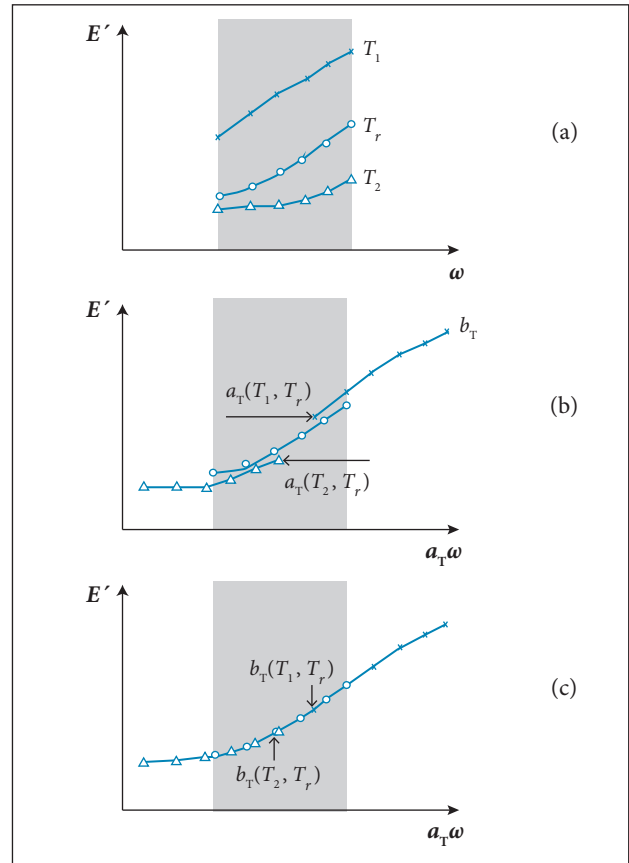
The horizontal shift factors  $a_T(T, T_r)$  describe the temperature dependence of the relaxation time and usually follow the empirical Williams-Landel-Ferry (WLF) equation (Williams *et al.*, 1955):

$$\log[a_T(T, T_r)] = \frac{C_1(T - T_r)}{C_2 + T - T_r} \tag{8}$$

where  $C_1$  and  $C_2$ : empirical constants whose order of magnitude is about 10 and 100 K, respectively.

The vertical shift factors  $b_T(T, T_r)$  are related to thermal expansion effects, which for most polymers can be neglected. In that case, only horizontal shift factors are applied.

It is clear from Fig. 1 that by performing measurements at different temperatures, the TTSP allows to extend the



**Figure 1.** TTSP. (a) Isotherms of storage modulus on the frequency range measurable by DMA, at temperatures  $T_1$ ,  $T_2$  and  $T_r$ , with  $T_1 < T_r < T_2$ ; (b) Isotherms of storage modulus after application of the horizontal shift factors, taking  $T_r$  as the reference temperature; (c) Isotherms of storage modulus after application of both horizontal and vertical shift factors, taking  $T_r$  as the reference temperature.

frequency range on which the material properties are known. However, the TTSP holds only for materials which are called thermo-rheologically simple (Dealy and Plazek, 2009). The Black diagram (Van Gurp and Palmen 1998) (plot of the phase angle *versus* the amplitude of the complex modulus) and the Cole-Cole diagram (Han and Kim, 1993) (plot of the storage modulus *versus* the loss modulus) are two indicators commonly used to assess the applicability of the TTSP.

## METHODS

### DYNAMICAL MECHANICAL ANALYSIS EXPERIMENTS

The material studied is a self-adhesive synthetic rubber (SR) from an automotive TIER supplier. Measurements of

its frequency-dependent shear modulus are carried out on a DMA Q800 dynamical mechanical analyzer (produced by TA Instrument Corporation), available at the Department of Metallurgy and Material Engineering of Katholieke Universiteit of Leuven (see Fig. 2a). For that purpose, the testing configuration is set in shear mode, *i.e.* two equal-size samples are sheared between a fixed and a moveable plate, as depicted in Fig. 2b. The lateral dimensions of the samples are 10 mm x 10 mm. When clamping the samples on the DMA, a compressive pre-strain  $\gamma_0 \sim 10\%$  is applied in order to ensure a good adhesion between the samples and the clamps.

In order to study the linearity of the adhesive behavior, samples of different thicknesses (1.5 and 2.2 mm) are tested. The linearity of the viscoelastic behavior was studied for both samples by inducing a dynamic displacement varying from 1 to 10  $\mu\text{m}$ , at a reference temperature of 20°C and a reference frequency of excitation of 100 Hz.

The dynamic behavior of the self-adhesive rubber is then studied by performing a multi-frequency test with temperature

ramp. The glass transition temperature was estimated at -60°C by Differential Scan Calorimetry (DSC) on Q2000 DSC equipment (produced by TA Instrument Corporation) from the Department of Chemical Engineering of Katholieke Universiteit of Leuven. Considering the rheological characteristics of the tested material and the operational bands of DMA Q800, 15 frequency sampling points ranging from 1 to 200 Hz are selected, and the temperature ramp is done at a heating rate of 2°C/min from -70°C to 40°C. A dynamic displacement of 10  $\mu\text{m}$  is applied to the samples.

### APPLICATION OF THE TIME-TEMPERATURE SUPERPOSITION PRINCIPLE

The TTSP consists in applying shift factors to isotherms in order to build the master curves of the material which represent the dynamic complex modulus as a function of frequency. Once the validity of the TTSP is checked, the master curves are built by using the method described in (Rouveau *et al.* 2013). This method aims at determining both horizontal and vertical shift factors to be applied to isotherms by means of a least square method which requires the fulfillment of the Kramers-Kronig relations. In this way, the master curves are built in accordance with the causality principle, while also accounting for possible thermal expansion effects.

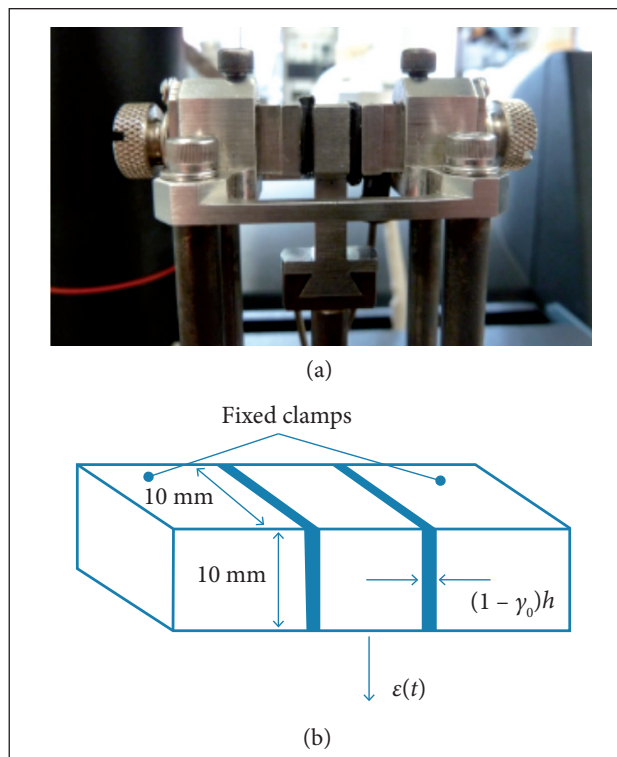
This methodology is applied to at least two samples of each dimension (1.5 and 2.2 mm), to comply with standard norms (ISO, 1996).

## RESULTS AND DISCUSSION

### LINEARITY OF THE BEHAVIOR

While varying the dynamic displacement applied to samples, no variation of the measured modulus is observed, confirming the assumption of linear viscoelasticity. Following this result, a dynamic displacement of 10  $\mu\text{m}$  is considered for the remainder of the study.

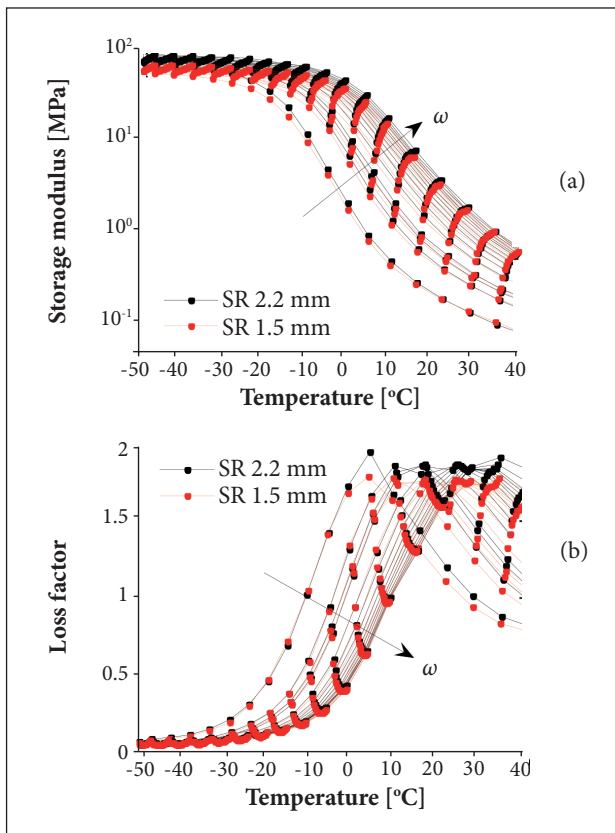
The storage modulus and loss factor measured for two samples of different thicknesses are plotted against temperature at different frequencies in Fig. 3. It can be noted that the storage modulus of the 2.2 mm thick sample is slightly higher than that of the other sample, at very low temperatures (below -30°C). A higher peak of loss factor is also observed for the 2.2 mm thick sample (about 5% higher than for the 1.5 mm thick sample). However, considering the inherent dispersion expected for this type of measurements,



**Figure 2.** (a) Synthetic rubber samples installed on the DMA Q800 in shear test configuration. (b) Scheme of the test configuration: two equal-size material samples, of thickness  $h$ , are sheared between a fixed and an oscillating clamp. A compressive pre-strain  $\gamma_0$  is applied during clamping to ensure a good adhesion between the clamps and the samples.

the influence of the sample thickness can be neglected (see the next section).

In Fig. 3, two regions of viscoelastic behavior can be identified. The first one is the glassy region, corresponding to low temperature (below  $-30^{\circ}\text{C}$ ), where the storage modulus is roughly constant and the loss factor is close to zero. In this region, the material has an elastic behavior. The second region is the glass transition region, for temperatures above  $-30^{\circ}\text{C}$ , where the dynamic modulus undergoes strong variations with frequency and temperatures. This is the region of interest for damping applications since it is characterized by a peak of loss factor. Therefore, only the measurement points within the temperature range  $[-30^{\circ}\text{C}, 30^{\circ}\text{C}]$  are considered for the application of the TTSP.



**Figure 3.** Dynamic modulus variation with temperature at frequencies from 1 to 200 Hz for 1.5 and 2.2 mm thick samples. (a) Storage modulus. (b) Loss factor.

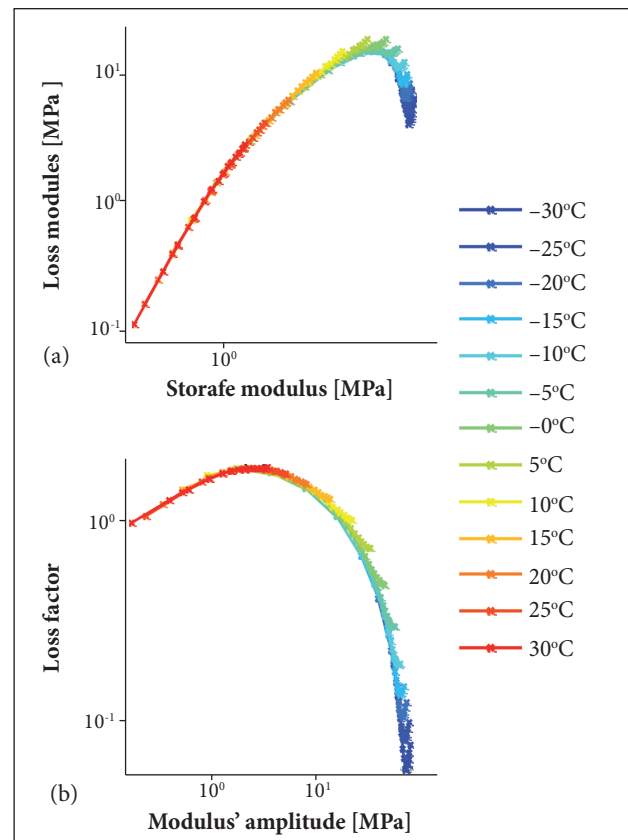
### VALIDITY OF THE TIME-TEMPERATURE SUPERPOSITION PRINCIPLE

The validity of the TTSP is checked by means of the Cole-Cole diagram, shown in Fig. 4a, and the Black diagram, shown

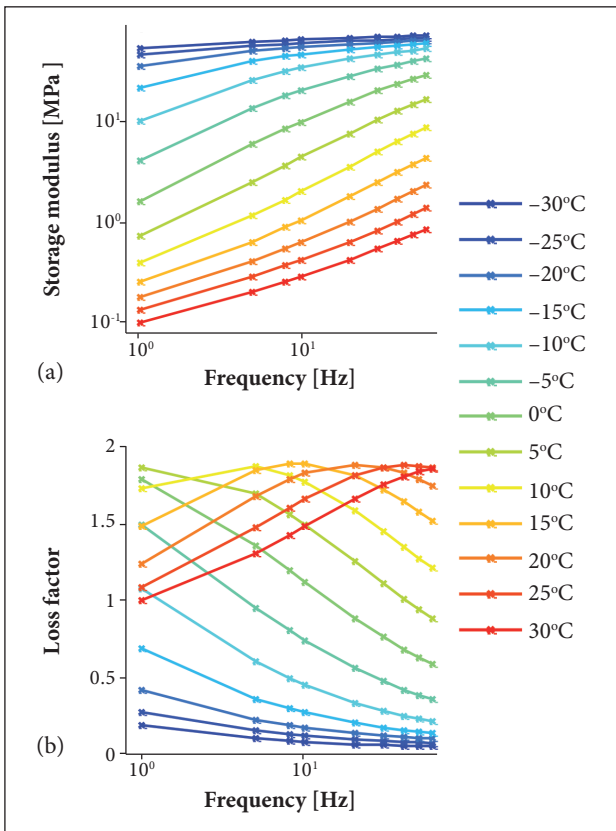
in Fig. 4b. The  $G'$  versus  $G''$  and  $\eta$  versus  $|G^*|$  curves in double logarithmic scales at different temperatures coincide in one continuous curve for most points, thus meeting the assumption of a thermo-rheologically simple material. Points that deviate from the curves correspond to measurements above 60 Hz. Since they may be related to resonance phenomena in the DMA (Placet and Foltête, 2010), they are removed.

Figure 5 shows the isotherms corresponding to the 2.2 mm thick sample which are used for the application of the TTSP. They are obtained by carrying out a polynomial curve fitting of the measured isochrones (shown in Fig. 3).

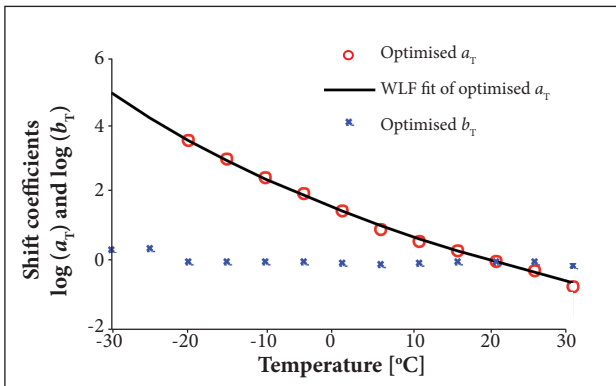
The horizontal and vertical shift factors applied to isotherms of Fig. 5 are plotted against temperature in Fig. 6. It can be noted that the vertical shift coefficients are very close to unity, which implies that thermal expansion effects can be neglected. The horizontal shift factors  $a_T$  are fitted by the WLF equation (Eq. 8): the parameters  $C_1 = 9.23$  and  $C_2 = 141.2$  K are found to lead to a very good fit. Those values are in accordance with previous studies, which give confidence in the built master curves.



**Figure 4.** (a) Cole-Cole diagram: loss modulus  $G''$  versus storage modulus  $G'$ . (b) Black diagram: loss factor  $\eta$  versus the modulus' amplitude  $|G^*|$  for a 2.2 mm thick material sample.



**Figure 5.** Isotherms of (a) storage modulus and (b) loss factor for a 2.2 mm thick material sample.



**Figure 6.** Horizontal and vertical shift factors  $\log(a_T)$  and  $\log(b_T)$  applied to the isotherms of Fig. 5. The horizontal shift coefficients are fitted by the WLF equation (Eq. 8).

The master curves obtained from the application of the TTSP at a reference temperature of 20°C for all the tested samples are given in Fig. 7. Little dispersion is observed in the mechanical properties of the material. The peak of loss factor appears around 20 – 30 Hz, so this material should be used for damping low-frequency vibrations.

## VISCOELASTIC MODELS

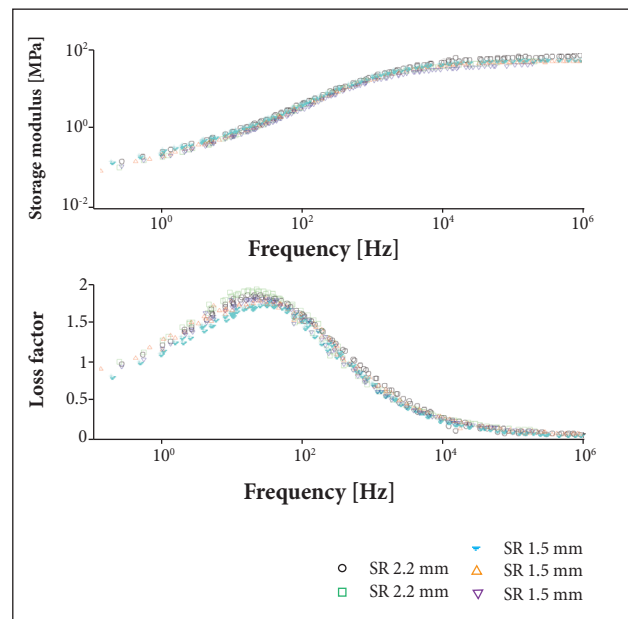
### Generalized Maxwell Model

In the Maxwell model, springs and dashpots are used to describe the elastic and viscous components of the stress/strain response of a viscoelastic material. The generalized Maxwell model is comprised of several Maxwell elements in parallel, and the corresponding complex modulus representation is:

$$G^*(\omega) = G_0 + \sum_{k=1}^m G_k \frac{i\omega\tau_k}{1 + i\omega\tau_k} \quad (9)$$

where  $G_0$ : relaxed modulus, i.e.  $G_0 = \lim_{\omega \rightarrow 0} G^*(\omega)$ ;  $m$ : number of Maxwell components;  $G_k$  and  $\tau_k$ : respectively, the relaxation strength and relaxation time of the  $k^{\text{th}}$  Maxwell component.

The parameters of a generalized Maxwell model are identified from the master curves obtained for a SR sample of 2.2 mm thickness. The enclosing curve technique (Vinh, 1967; Renaud *et al.*, 2011), a graphical technique based on the Pole-Zero formulation of the generalized Maxwell model, is used for that purpose. Twelve Maxwell components are found to lead to a good fit of the frequency-dependent shear modulus of the SR, as shown in Fig. 8. Since the graphical identification method uses only the characteristics of the modulus' amplitude, the modeling of the phase is less accurate, but still reasonable. The identified parameters are given in Table 1.

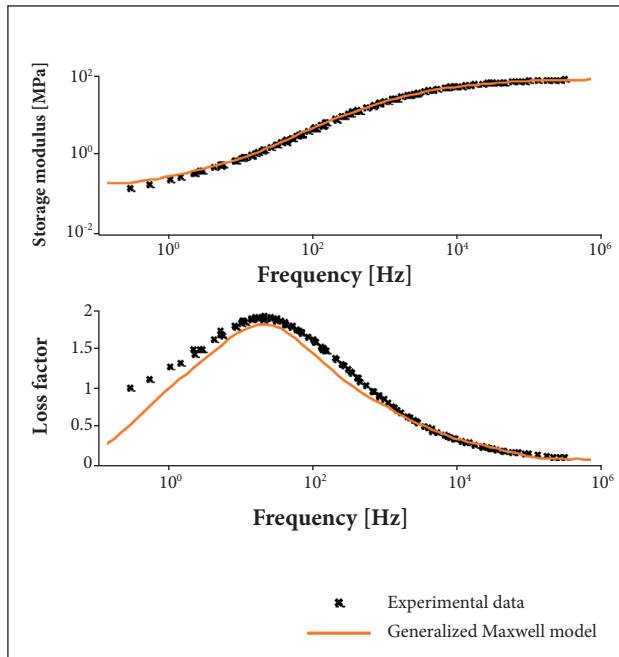


**Figure 7.** Master curves of the self-adhesive synthetic rubber at a reference temperature of 20°C obtained from DMA measurements of 5 samples of different thicknesses.

*Fractional Derivative Model*

The fractional derivative model used in this study is a Maxwell model where the dashpot is replaced by a spring-pot element. The corresponding complex modulus representation is:

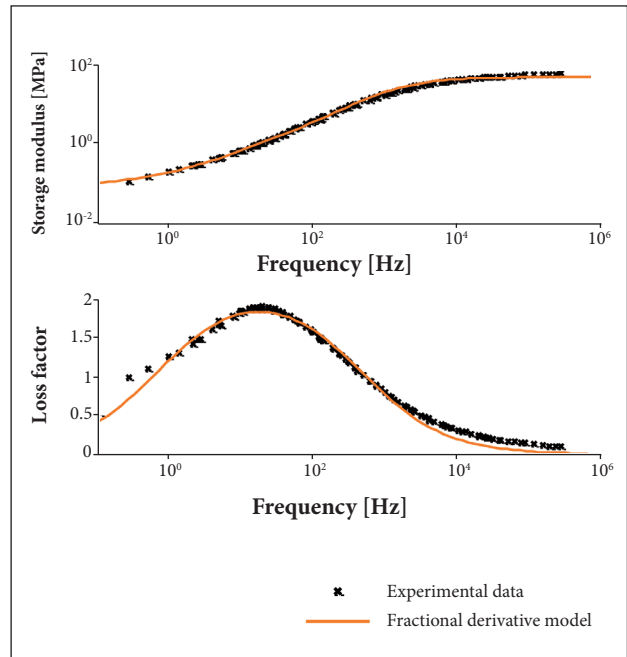
$$G^*(\omega) = G_0 + (G_\infty - G_0) \frac{(i\omega\tau)^\alpha}{[1 + (i\omega\tau)^\alpha]} \tag{10}$$



**Figure 8.** Master curves of the self-adhesive synthetic rubber (2.2 mm sample) at a reference temperature of 20°C fitted by a generalized Maxwell model.

where  $G_\infty$ : unrelaxed modulus, *i.e.*  $G_\infty = \lim_{\omega \rightarrow \infty} G^*(\omega)$ ;  $\tau$ : relaxation time;  $\alpha$ : order of derivation which is related to internal relaxation processes.

The four parameters constituting the fractional derivative model are identified from the master curves of a 2.2 mm thick material sample, by using a least square method. The identified parameters are listed in Table 2. Good correlation is obtained between the experimental master curves and the model, as shown in Fig. 9.



**Figure 9.** Master curves of the self-adhesive synthetic rubber (2.2 mm sample) at a reference temperature of 20°C fitted by a fractional derivative model.

**Table 1.** Parameters of the generalized Maxwell model identified by the enclosing curve technique.

Relaxed modulus $G_0$					
0.15 MPa					
Series ( $k$ )	Relaxation strength ( $G_k$ ) [MPa]	Relaxation time ( $\tau_k$ ) [s]	Series ( $k$ )	Relaxation strength ( $G_k$ ) [MPa]	Relaxation time ( $\tau_k$ ) [s]
1	0.043	$3.25e^{-1}$	7	5.795	$5.89e^{-4}$
2	0.080	$1.29e^{-1}$	8	6.282	$2.27e^{-4}$
3	0.157	$4.97e^{-2}$	9	13.89	$8.84e^{-5}$
4	0.416	$1.43e^{-2}$	10	15.67	$2.53e^{-5}$
5	1.522	$3.50e^{-3}$	11	15.40	$4.55e^{-6}$
6	2.282	$1.30e^{-3}$	12	8.18	$2.04e^{-7}$

**Table 2.** Parameters of the fractional derivative model identified by the least square method.

Relaxed modulus ( $G_0$ ) [Pa]	Unrelaxed modulus ( $G_\infty$ ) [Pa]	Relaxation time ( $\rho$ ) [s]	Order of derivation ( $\alpha$ )
$8.59e^4$	$5.34e^7$	$1.0e^{-4}$	0.72



## CONCLUSION

The viscoelastic behavior of a self-adhesive synthetic rubber, used in automotive applications, is investigated in this study by means of DMA measurements. It is found that the mechanical properties identified by this method are not influenced by the thickness of the sample tested. The viscoelastic material is proven as thermo-rheologically simple, and the TTSP is successfully applied to build master curves up to 1 MHz. The analysis of the horizontal and vertical shift factors determined when applying the TTSP shows that the thermal expansion effects can be neglected. Pre-strain effect has not been studied here and may require further investigation since in Martinez-Agirre *et al.* (2014) it was found to have an influence on the mechanical properties measured by DMA.

Following the obtaining of the material's master curves, two viscoelastic models are identified: a generalized Maxwell model, classically used to model viscoelastic materials in industrial software, and a fractional derivative model, which relies on only four parameters. Both models allow an accurate representation of the frequency-dependent properties of the material. The parameters identified can then be used as inputs in finite element calculations to optimize the NVH performance of damped systems.

## ACKNOWLEDGEMENTS

The IWT Flanders within the ASTRA project and the European Project INTERACTIVE Marie Curie Initial IAPP are gratefully acknowledged for their support. The Brazilian Program *Ciência sem Fronteiras* is also acknowledged by the second author.

## REFERENCES

- Rouveau, L., Deü, J.-F., Legay, A. and Le Lay, F., 2013, "Application of the Kramers-Kronig Relations to Time-Temperature Superposition for Viscoelastic Materials", *Mechanics of Materials*, Vol. 65, pp. 66-75. doi: 10.1016/j.mechmat.2013.06.001
- Bert, C.W., 1973, "Material Damping: an Introductory Review of Mathematical Measures and Experimental Techniques", *Journal of Sound and Vibration*, Vol. 29, No. 2, pp. 129-153. doi: 10.1016/S0022-460X(73)80131-2
- Christensen, R.M., 1982, "Theory of Viscoelasticity", Dover Publications, Mineola, USA.
- Corn, S., Ienny, P., Dupuy, J.S. and Daridon, L., 2009, "Identification des Propriétés Viscoélastiques d'un PMMA par Analyse Vibratoire: Comparaison entre Différentes Méthodes Expérimentales", *Proceedings of the 19ème Congrès Français de Mécanique*, Marseille, France.
- Creton, C., 2003, "Pressure-Sensitive Adhesives: an Introductory Course", *Material Research Society Bulletin*, Vol. 28, No. 6, pp. 434-439. doi: 10.1557/mrs2003.124
- Dealy, J. and Plazek, D., 2009, "Time-Temperature Superposition – a User's Guide", *Rheology Bulletin*, Vol. 78, pp. 16-31.
- Emri, I., 2005, "Rheology of Solid Polymers", *Rheology Reviews*, Vol. 3, pp. 49-100.
- Ferry, J.D., 1980, "Viscoelastic Properties of Polymers", John Wiley & Sons, New Jersey, USA.
- García-Barruetabeña, J., Cortés, F., Abete, J.M., Fernández, P., Lamela, M.J. and Fernández-Canteli, A., 2011, "Experimental Characterization and Modelization of the Relaxation and Complex Moduli of a Flexible Adhesive", *Materials and Design*, Vol. 32, No. 5, pp. 2783-2796. doi: 10.1016/j.matdes.2011.01.005
- Han, C.D. and Kim, J.K., 1993, "On the Use of Time-Temperature Superposition in Multicomponent/Multiphase Polymer Systems", *Polymer*, Vol. 34, No. 12, pp. 2533-2539. doi:10.1016/0032-3861(93)90585-X
- Hatzikiakos, S., 2000, "Long Chain Branching and Polydiversity Effects on the Rheological Properties of Polyethylenes", *Polymer Engineering and Science*, Vol. 40, No. 11, pp. 2279-2287. doi: 10.1002/pen.11360
- Kergourlay, G., 2004, "Mesure et Prediction Vibro-Acoustique de Structures Viscoélastiques. Application à une Enceinte Acoustique", Ph.D. Thesis, École Centrale de Paris, Paris, France.
- Lakes, R., 2004, "Viscoelastic Measurement Techniques", *Review of Scientific Instruments*, Vol. 75, No. 4, pp. 797-810. doi: 10.1063/1.1651639
- Martinez-Agirre, M., Illescas, S., and Elejabarrieta, M.J., 2014, "Characterisation and Modelling of Prestrained Viscoelastic Films", *International Journal of Adhesion and Adhesives*, Vol. 50, pp. 183-190. doi: 10.1016/j.ijadhadh.2014.01.029
- Menard, K.P., 2008, "Dynamic Mechanical Analysis: a Practical Introduction", CRC Press, Boca Raton, USA.
- Nakra, B., 1998, "Vibration Control in Machines and Structures Using Viscoelastic Damping", *Journal of Sound and Vibration*, Vol. 211, No. 3, pp. 449-466. doi: 10.1006/jsvi.1997.1317
- Placet, V. and Foltête, E., 2010, "Is Dynamic Mechanical Analysis (DMA) a Non-Resonance Technique?", *EPJ Web of Conference*, Vol. 6, pp. 41004. doi: 10.1051/epjconf/20100641004
- Pritz, T., 2003, "Five-Parameter Fractional Derivative Model for Polymeric Damping Materials", *Journal of Sound and Vibration*, Vol. 265, No. 5, pp. 935-952. doi: 10.1016/S0022-460X(02)01530-4
- Rao, D.K., 2003, "Recent Applications of Viscoelastic Damping for Noise Control in Automobiles and Commercial Airplanes", *Journal of Sound and Vibration*, Vol. 262, No. 3, pp. 457-474. doi: 10.1016/S0022-460X(03)00106-8

Renaud, F., Dion, J.-L., Chevallier, G., Tawfiq, I. and Lemaire, R., 2011, "A New Identification Method of Viscoelastic Behavior: Application to the Generalized Maxwell Model", *Mechanical Systems and Signal Processing*, Vol. 25, No. 3, pp. 991-1010. doi: 10.1016/j.ymssp.2010.09.002

Sjöberg, M., 2002, "On Dynamic Properties of Rubber Isolators", Ph.D. Thesis, Royal Institute of Technology (KTH), Stockholm, Sweden.

Van Gurp, M. and Palmen, J., 1998, "Time-Temperature Superposition for Polymeric Blends", *Rheology Bulletin*, Vol. 67, No. 1, pp. 5-8.

Vasques, C., Moreira, R. and Rodrigues, J., 2010, "Viscoelastic

Damping Technologies – Part I: Modeling and Finite Element Implementation", *Journal of Advances Research in Mechanical Engineering*, Vol. 1, No. 2, pp. 76-95.

Vinh, T., 1967, "Sur le Passage du Régime Harmonique au Régime Transitoire Viscoélastique", Vol. 3, *Mémorial de L'artillerie Française*, Saint-Ouen, France.

Williams, M.L., Landel, R.F. and Ferry, J.D., 1955, "The Temperature Dependence of Relaxation Mechanisms in Amorphous Polymers and Other Glass-Forming Liquids", *Journal of the American Chemical Society*, Vol. 77, pp. 3701-3707. doi: 10.1021/ja01619a008