



HAL
open science

New routes to diethyl 1-fluoromethylphosphonocarboxylates and diethyl 1-fluoromethylphosphonocarboxylic acid

Rachel Waschbüsch, John Carran, Philippe Savignac

► **To cite this version:**

Rachel Waschbüsch, John Carran, Philippe Savignac. New routes to diethyl 1-fluoromethylphosphonocarboxylates and diethyl 1-fluoromethylphosphonocarboxylic acid. *Tetrahedron*, 1997, 53 (18), pp.6391-6400. 10.1016/S0040-4020(97)00312-8 . hal-03166382

HAL Id: hal-03166382

<https://hal.science/hal-03166382>

Submitted on 11 Mar 2021

HAL is a multi-disciplinary open access archive for the deposit and dissemination of scientific research documents, whether they are published or not. The documents may come from teaching and research institutions in France or abroad, or from public or private research centers.

L'archive ouverte pluridisciplinaire **HAL**, est destinée au dépôt et à la diffusion de documents scientifiques de niveau recherche, publiés ou non, émanant des établissements d'enseignement et de recherche français ou étrangers, des laboratoires publics ou privés.

New Routes to Diethyl 1-Fluoromethylphosphonocarboxylates and Diethyl 1-Fluoromethylphosphonocarboxylic Acid

Rachel Waschbüsch, John Carran and Philippe Savignac

Laboratoire Hétéroéléments et Coordination, URA CNRS 1499, DCPH, Ecole Polytechnique

91128 Palaiseau Cedex, France. ^a Tel. (+33) 01 69 33 45 79. Fax. (+33) 01 69 33 39 90. □

Abstract: Diethyl 1-fluoromethylphosphonocarboxylic esters **4**, bearing a variety of ester groups (alkyl, aryl), have been conveniently prepared in a one-pot process, by reaction of chloroformates with 1-lithio-1-fluoro-1-(trimethylsilyl)methylphosphonate **2** derived from 1,1-dibromo-1-fluoromethylphosphonate **1**. The overall yields generally range from 80 to 91 %. Reaction of **2** with CO₂ leads to a novel efficient synthesis of diethyl 1-fluoromethylphosphonocarboxylic acid **7** in 86% yield.

INTRODUCTION

A variety of monofluoro compounds exhibit remarkable biological activities¹ and the compounds are in ever increasing demand from medical and biological sciences. Biologically active molecules containing a vinylic fluorine atom are of special interest,² as this moiety is present in a number of enzyme inhibitors.³ 1-Fluoromethylphosphonocarboxylic acid derivatives are currently being explored and evaluated as general precursors of α -fluoro- α,β -unsaturated esters by the Wittig-Horner reaction which provides an efficient and convenient synthesis of fluoroacrylates of defined geometry.⁴ The potential value of these fluoroacrylates in biology and as synthetic building blocks has stimulated much interest in their synthesis. During recent decades research into convenient and efficient methods for the development of syntheses of α -fluoroacrylic acid derivatives has been systematically pursued with the aim of studying the properties and applications of fluoropolymers based on monomers of this class.⁵ It has now been well established that, in many respects, poly(methyl α -fluoroacrylates) are considerably superior to poly(methyl methacrylate) as regards their physicomechanical properties. A large number of α -fluoroacrylic acid derivatives (e.g. halides, amides, nitriles, alkyl and aryl esters) have been synthesized and the preparation of most of these derivatives has been carried out in order to obtain polymers with valuable properties. In this paper, we exploit earlier work from this laboratory which suggests that the 1-lithio-1-fluoro-1-(trimethylsilyl)methylphosphonate carbanion **2**, readily prepared by a double halogen-metal exchange in the presence of chlorotrimethylsilane from dibromofluoromethylphosphonate **1**, should have great synthetic potential.⁶ In view of this we decided to explore in detail the reaction between our carbanion **2** and several chloroformates (Cl-C(O)O-R) in order to prepare a variety of 1-fluoromethylphosphonocarboxylates containing different ester groups. While there are a number of reports in the literature relating the synthesis of diethyl 1-fluoromethylphosphonocarboxylic methyl,

^a E-mail: dcph@poly.polytechnique.fr

ethyl or *t*-butyl esters,⁷ we are unaware of any reports relating to the synthesis of other diethyl 1-fluoromethylphosphonocarboxylic alkyl or aryl esters.

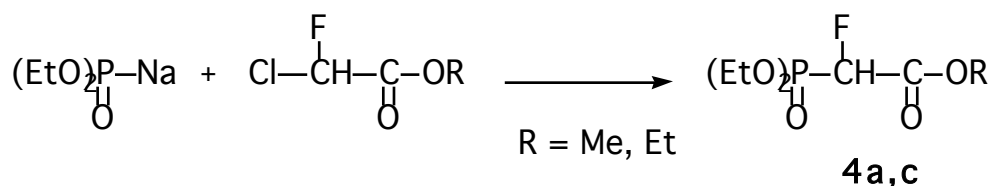
RESULTS AND DISCUSSION

The current synthetic approach to 1-fluoromethylphosphonocarboxylates exploits a thermal Michaelis-Arbuzov reaction employing methyl or ethyl 1-bromo-1-fluoroacetate and triethylphosphite (Scheme 1).^{2a,7b,8} However the alkyl 1-bromo-1-fluoroacetates are not trivial starting materials (several preparations of these compounds have been described in the literature)^{8b} and the yield of the Michaelis-Arbuzov reaction is at best 65-71% (**4a,c**). In addition, it is easy to modify the ester groups of the phosphite but any modification of the carboxylic ester group requires access to new 1-bromo-1-fluoroacetates.



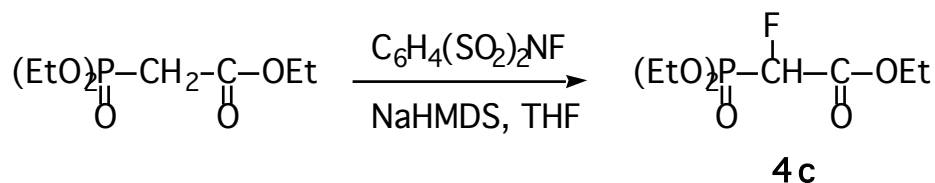
Scheme 1.

The Michaelis-Becker reaction between diethyl sodiophosphite and the methyl or ethyl 1-chloro-1-fluoroacetates in benzene has also been described (Scheme 2).^{7c}



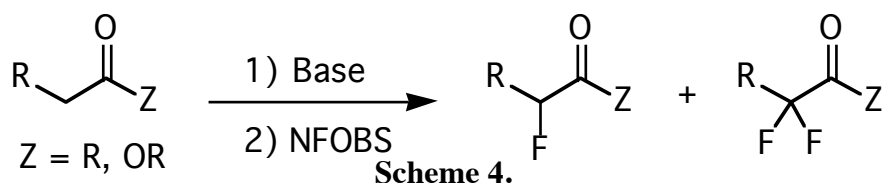
Scheme 2.

More recently the triethyl phosphonocarboxylate has been fluorinated in THF with *N*-fluoro-*o*-benzenedisulfonimide (NFOBS) via the sodium enolate at -78°C to give **4c** in 78% yield (Scheme 3).^{7d}

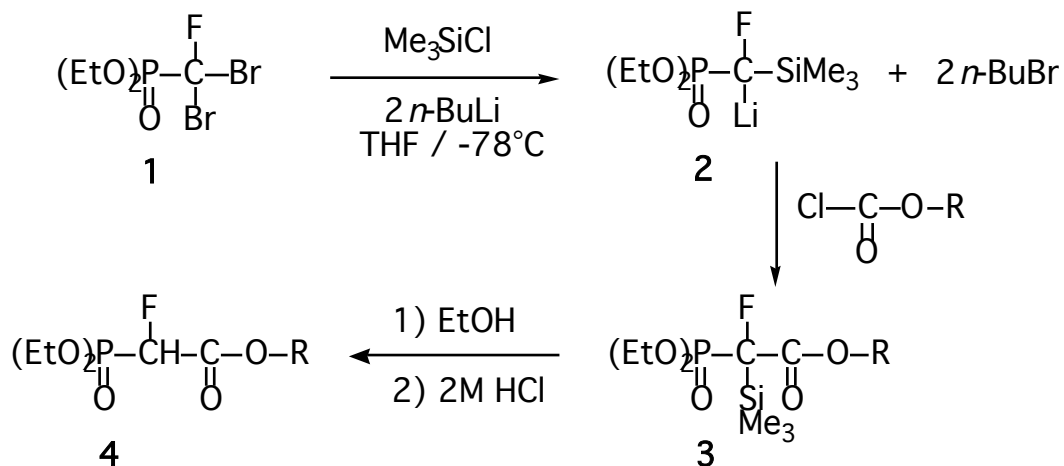


Scheme 3.

NFOBS, introduced by Davis and Han, is stable, easily prepared, and is the reagent of choice for the selective electrophilic monofluorination of enolates and carbanions (for a review of fluorination procedures see refs. 10 & 11). However, as a consequence of the enhanced acidity of the α -fluoro protons in the fluorocarboxylates, difluorination often competes with monofluorination. High temperatures and potassium enolates also promote difluorination (Scheme 4).

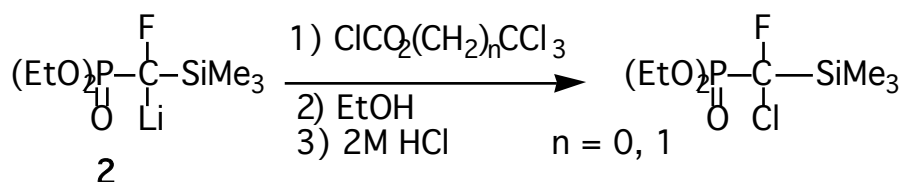


We have developed a much simpler and equally general procedure for obtaining 1-fluoromethylphosphonocarboxylates **4**, in a one-pot sequence, by treating the 1-lithio-1-fluoro-1-(trimethylsilyl)methylphosphonate **2** with readily available alkyl or aryl chloroformates Cl-C(O)O-R (Scheme 5).



Scheme 5.

Preparative details, and spectroscopic evidence for the structure assignments for the carbanion **2** have been presented elsewhere.^{6b, 6c} After formation at low temperature, **2** was reacted at the same temperature with freshly distilled chloroformates. We found that carbanion **2** reacted relatively slowly with chloroformates in THF at low temperature. Use of 1 eq. of chloroformate gave poor yields of adducts and substantial quantities of diethyl 1-fluoropentylphosphonate resulting from alkylation of **2** with butylbromide (2 eq.) generated in the reaction medium by the double halogen-metal exchange reaction. Under the latter conditions, formation of 1-fluoro-1-(trimethylsilyl)methylphosphonocarboxylates **3** competed to some extent with the direct alkylation of carbanion **2** by butylbromide. We discovered that carbanion **2** reacts with alkyl chloroformates much more readily than aryl chloroformates. Thus, to obtain complete conversion of carbanion **2** into 1-fluoro-1-(trimethylsilyl)methylphosphonocarboxylates **3**, it is imperative to treat **2** with a large excess of chloroformate. Thus, 2 mol. eq. of alkyl chloroformates (primary or secondary) in THF at -78°C for 30 min were necessary, and 2.5 mol. eq. of vinyl or aryl chloroformates. The reaction failed in four cases, with trichloromethylchloroformate, trichloroethylchloroformate, α -chloroallylchloroformate and adamantylchloroformate. The halogenated reagents were not compatible with the basic reaction conditions used, as a halogen-metal exchange reaction occurs and the formation of diethyl 1-chloro-1-fluoro-1-(trimethylsilyl)methylphosphonate was observed as the major product (Scheme 6).



Scheme 6.

All these intermediates **3** were obtained as single products and assigned on the basis of their ^{31}P NMR spectra and of the observed coupling constants. Typically, the carbanion **2** displayed a signal as a doublet in the ^{31}P NMR at δ (THF) + 52.8 ppm, $^2J_{\text{PF}}$ 67.2 Hz, whilst the signal of the intermediate **3** appeared at δ (THF) + 14.2 ppm, $^2J_{\text{PF}}$ 67.4 Hz.

Compounds **3** were not isolated but converted directly in THF solution into 1-fluoromethylphosphonocarboxylates **4**. The conditions of removal of the TMS protecting group are not trivial and failure to follow the procedure herein resulted in low yields or destruction of the compounds. We have already described a procedure for the removal of the TMS group in 1-fluoro-1-(trimethylsilyl)methyl-phosphonates with EtOLi / EtOH.^{6c} With the presence on the same carbon of a fluorine, phosphoryl and carboxylate groups, there was a serious risk that the product **3** would undergo fragmentation by nucleophilic attack at phosphorus. Indeed, under these conditions, our chloroformate adducts underwent cleavage of the C-P bond to give phosphates exclusively $\delta(\text{THF})$ ^{31}P -1.1 ppm. On the other hand, attempts to remove the TMS protecting group by direct acidic quenching of the THF solution with 5M HCl at 0°C was no more effective and gave a mixture of by-products containing silylated and non silylated moieties.

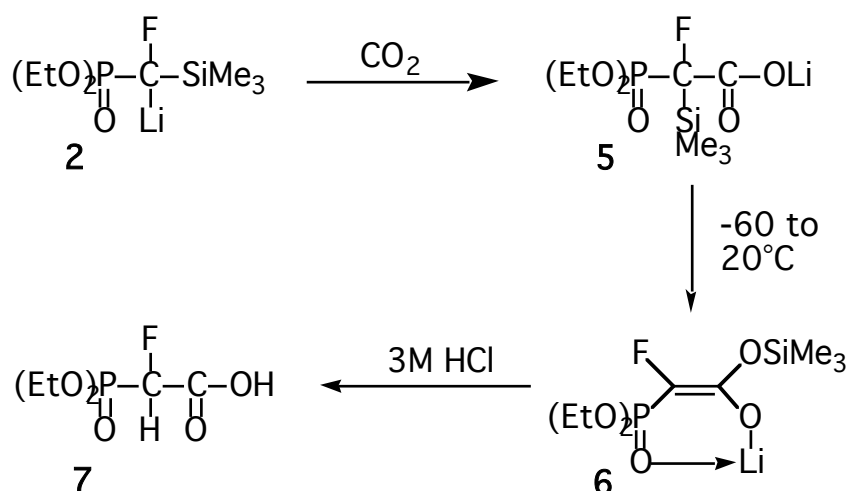
Table 1. 1-Fluoromethylphosphonocarboxylates 4

Compound 4	R	chloroformate amount (mol. eq.)	Yield (%)
a	Me	2	91
b	-CH ₂ Cl	2	85
c	Et	2	90
d	-CH ₂ CH ₂ Cl	2	84
e	<i>n</i> -C ₈ F ₁₃ H ₄	2	90
f	-CH ₂ -CH=CH ₂	2	87
g	<i>i</i> -Bu	2	86
h	<i>neo</i> -pent	2	87
i	<i>i</i> -Pr	2	85
j	-CH(CH ₂ Cl) ₂	2	80

k	-CH=CH ₂	2.5	82
l	Ph	2.5	82

We now describe a much simpler and more effective procedure for the desilylation of the chloroformate analogues. This involved treating the intermediates **3** with anhydrous ethanol at -78°C and subsequent warming to 0°C for 30 min. In this way, after acidic quenching (2M HCl) the desired 1-fluoromethylphosphonocarboxylates **4** were obtained and isolated after distillation as colorless liquids in very good overall yield (approx. 85%) for the three steps starting from **1**. The products **4** were found to be thermally stable and thus are easily purified by distillation at high temperatures (up to 200°C) without decomposition.

In order to prepare the free 1-fluoromethyl(diethylphosphono)carboxylic acid **7** we attempted to hydrolyse the methyl ester **4a** under acidic conditions (5M HCl) rather than under basic conditions which generally results in fragmentation of products. Under our conditions only unchanged methyl ester **4a** was recovered from the reaction mixture. By another route, we anticipated that treatment of the carbanion **2** with CO₂, followed by acidic work up would provide access to **7** in a one-pot operation. Thus, a solution of the carbanion **2** in THF at -60°C was treated with excess anhydrous CO₂ until the exothermic reaction ceased. The α-silylated intermediate **5** undergoes a [1,3]-migration on warming to give the silyloxy enolate **6** and then hydrolysis of the reaction medium with 3M HCl at 20°C, gave **7** in high yield (86% overall) as a crystalline white solid after ethereal extraction (Scheme 7). This reaction has been proved to be a reliable, novel synthesis of the carboxylic acid **7** which is a valuable reagent for the preparation of α-fluoro-α,β-unsaturated acids.^{9, 10}



Scheme 7.

CONCLUSION

This article has further demonstrated the synthetic potential of the 1-lithio-1-fluoro-1-(trimethylsilyl)methylphosphonate **2**. Novel 1-fluoromethyl-phosphonocarboxylates **4** have been

synthesized. We believe that the results described provide the basis for a simple and efficient large-scale, one-pot procedure for the high yield synthesis, starting from chloroformates, of 1-fluoromethylphosphonocarboxylates **4** which could be difficult to obtain by other means. It should find a wide application in their conversion into the corresponding fluoroacrylates. Additionally the new synthetic methodology described herein for the preparation of the free 1-fluoromethyl(diethylphosphono)carboxylic acid **7** will also be relevant and open new routes to α -fluoro- α,β -unsaturated acids which are currently being evaluated.

EXPERIMENTAL SECTION

NMR spectra were recorded on a Bruker AC 200 spectrometer operating at 200 MHz for proton, 50.3 MHz for carbon and 81.01 MHz for phosphorus. ^{31}P downfield shifts (δ) are expressed with a positive sign, in ppm, relative to external 85% H_3PO_4 in H_2O . ^1H and ^{13}C chemical shifts (δ) are reported in ppm relative to CDCl_3 as internal standard. Coupling constants (J) are given in Hz. The following abbreviations are used: s, d, t, q, m for singlet, doublet, triplet, quadruplet and multiplet respectively. Organic solvents were purified by standard procedures. THF was distilled under an inert atmosphere from purple solutions of sodium-benzophenone ketyl. The synthesis of all compounds were carried out under dry nitrogen.

Diethyl 1,1-dibromo-1-fluoromethylphosphonate (1). see references.^{6b, 6c}

General procedure for the synthesis of diethyl alkyl or aryl 1-fluoromethylphosphonocarboxylate (4) : To a solution of *n*-BuLi (6.6 mL of a 1.6 M solution in hexane, 10.5 mmol) in THF (10 mL) cooled to -78°C is added dropwise a mixture of diethyl 1,1-dibromo-1-fluoromethylphosphonate **1** (1.64 g, 5 mmol) and TMSCl (0.54 g, 5 mmol) in THF (10 mL) *via* a dropping funnel maintaining the temperature at -78°C . The reaction mixture was stirred at this temperature for 5 min and then the chloroformate (10 mmol) in THF (10 mL) was added dropwise. The reaction mixture was again left to stir at -78°C for 30 min before hydrolysis with absolute ethanol (10 mL). The reaction mixture was allowed to warm to 0°C within 30 min and then poured into a beaker of HCl (20 mL of 2 M solution), dichloromethane (20 mL) and ice. The phases were separated and the aqueous phase was extracted with dichloromethane (3 x 20 mL). The combined organic phases were dried over MgSO_4 filtered and evaporated to yield the crude product which on bulb-to-bulb distillation give the title product **4a-1** as colorless liquids.

Diethyl methyl 1-fluoromethylphosphonocarboxylate (4a) : $\text{C}_7\text{H}_{14}\text{O}_5\text{PF}$ (M=228)

NMR ^{31}P (CDCl_3) +10.0 (d, $^2J_{\text{PF}}=71.4$). / ^1H (CDCl_3) 1.32 (tm, 6H, $^3J_{\text{HH}}=7.1$, $\text{CH}_3\text{CH}_2\text{O}$), 3.83 (s, 3H, CO_2CH_3), 4.21 (dq, 4H, $^3J_{\text{HP}}=8.2$, $^3J_{\text{HH}}=7.1$, $^5J_{\text{HF}}=3.3$, $\text{CH}_3\text{CH}_2\text{O}$), 5.20 (dd, 1H, $^2J_{\text{HF/P}}=46.9$, 12.6, PCHF). / ^{13}C (CDCl_3) 16.1 (d, $^3J_{\text{CP}}=5.0$, $\text{CH}_3\text{CH}_2\text{O}$), 52.8 (s, CO_2CH_3), 64.1 (dd, $^2J_{\text{CP}}/^4J_{\text{CF}}=6.2$, 3.4, $\text{CH}_3\text{CH}_2\text{O}$), 84.8 (dd, $^1J_{\text{CF/P}}=195.4$, 158.0, PCHF), 165.2 (d, $^2J_{\text{CF or CP}}=22.0$, PCHF-CO_2). / **m/z** (EI) 229 (M^++1 , 2 %), 213 (10), 197 (8), 183 (11).

Diethyl chloromethyl 1-fluoromethylphosphonocarboxylate (4b) : $\text{C}_7\text{H}_{13}\text{O}_5\text{PFCl}$ (M=262.5)

NMR ^{31}P (CDCl_3) +8.3 (d, $^2J_{\text{PF}}=70.5$). / ^1H (CDCl_3) 1.36 (tm, 6H, $^3J_{\text{HH}}=7.1$, $\text{CH}_3\text{CH}_2\text{O}$), 4.26 (dq, 4H, $^3J_{\text{HP}}=8.3$, $^3J_{\text{HH}}=7.1$, $^5J_{\text{HF}}=3.3$, $\text{CH}_3\text{CH}_2\text{O}$), 5.28 (dd, 1H, $^2J_{\text{HF/P}}=46.6$, 13.2, PCHF), 5.82 (d, 2H, $^5J_{\text{HF or}}$

HP=2.3, CO₂CH₂). / ¹³C (CDCl₃) 16.4 (d, ³J_{CP}=5.3 C_HCH₂O), 64.7 (d, ²J_{CP}=6.5, CH₃C_HCH₂O), 69.4 (s, CO₂C_HCH₂), 84.9 (dd, ¹J_{CF/P}=196.8, 157.3, P_CH_F), 163.5 (d, ²J_{CF} or _{CP}=22.7, P_CH_F-C_OCH₂). / **m/z** (EI) 263 (M⁺⁺ 1, ³⁵Cl, 10 %), 235 (³⁵Cl, 11), 207 (³⁵Cl, 22), 197 (44).

Diethyl ethyl 1-fluoromethylphosphonocarboxylate (4c) : C₈H₁₆FO₅P (M=242)

NMR ³¹P (CDCl₃) +10.6 (d, ²J_{PF}=71.9). / ¹H (CDCl₃) 1.33 (m, 9H, CH₃CH₂O_{phosph.} and ester), 4.26 (m, 6H, CH₃CH₂O_{phosph.} and ester), 5.19 (dd, 1H, ²J_{HF/P}=47.0, 12.5, P_CH_F). / ¹³C (CDCl₃) 13.7 (s, C_HCH₂O_{ester}), 16.0 (dd, ³J_{CP}/⁵J_{CF}=5.8, 4.5, C_HCH₂O_{phosph.}), 62.0 (s, CH₃C_HCH₂O_{ester}), 63.9 (dd, ²J_{CP}/⁴J_{CF}=5.4, 2.7, CH₃C_HCH₂O_{phosph.}), 84.7 (dd, ¹J_{CF/P}=195.0, 157.7, P_CH_F), 164.5 (d, ²J_{CF} or _{CP}=22.1, P_CH_F-C_OCH₂). / **m/z** (EI) 243 (M⁺⁺1, 8 %), 214 (18), 197 (39), 189 (53).

Diethyl 2-chloroethyl 1-fluoromethylphosphonocarboxylate (4d) : C₈H₁₅FO₅PCl (M=276.5)

NMR ³¹P (CDCl₃) +9.6 (d, ²J_{PF}=71.9). / ¹H (CDCl₃) 1.36 (td, 6H, ³J_{HH}=7.1, ⁴J_{HP}=1.6, CH₃CH₂O), 3.72 (t, 2H, ³J_{HH}=5.7, CH₂Cl), 4.25 (dq, 4H, ³J_{HP}=8.2, ³J_{HH}=7.1, ⁵J_{HF}=2.5, CH₃CH₂O), 4.51 (t, 2H, ³J_{HH}=5.7, CO₂CH₂), 5.25 (dd, 1H, ²J_{HF/P}=46.9, 12.7, P_CH_F). / ¹³C (CDCl₃) 16.8 (d, ³J_{CP}=5.8, C_HCH₂O), 41.4 (s, C_HCH₂Cl), 64.9 (t, ²J_{CP}=5.3, CH₃C_HCH₂O), 66.1 (s, CO₂C_HCH₂), 85.4 (dd, ¹J_{CF/P}=196.1, 158.6, P_CH_F), 165.1 (d, ²J_{CF} or _{CP}=22.1, P_CH_F-C_OCH₂). / **m/z** (EI) 277 (M⁺⁺1, ³⁵Cl, 9 %), 249 (³⁵Cl, 24), 217 (³⁵Cl, 41), 213 (100).

Diethyl tridecafluorooctyl 1-fluoromethylphosphonocarboxylate (4e) : C₁₄H₁₅O₅PF₁₄ (M=560)

NMR ³¹P (CDCl₃) +9.5 (d, ²J_{PF}=71.9). / ¹H (CDCl₃) 1.36 (t, 6H, ³J_{HH}=7.0, CH₃CH₂O), 2.95 (tt, 2H, ³J_{HF}=18.2, ³J_{HH}=6.5, CO₂CH₂CH₂CF₂), 4.25 (m, 4H, CH₃CH₂O), 4.57 (t, 2H, ³J_{HH}=6.5, CO₂CH₂CH₂), 5.23 (dd, 1H, ²J_{HF/P}=46.8, 12.8, P_CH_F). / ¹³C (CDCl₃) 16.7 (d, ³J_{CP}=5.8 C_HCH₂O), 30.9 (t, ²J_{CF}=21.8, CO₂CH₂-CH₂CF₂), 58.5 (s, CO₂C_HCH₂), 65.0 (t, ²J_{CP}=6.2, CH₃C_HCH₂O), 85.5 (dd, ¹J_{CF/P}=196.7, 158.7, P_CH_F), 104.1-126.4 (mt, ²J_{CF}=30.9-33.5, (C_F)₅C_F), 165.2 (d, ²J_{CF} or _{CP}=22.1, P_CH_F-C_OCH₂). / **m/z** (EI) 560 (M⁺, 1 %), 505 (11), 485 (7), 327 (10).

Diethyl allyl 1-fluoromethylphosphonocarboxylate (4f) : C₉H₁₆O₅PF (M=254)

NMR ³¹P (CDCl₃) +10.0 (d, ²J_{PF}=71.9). / ¹H (CDCl₃) 1.34 (tm, 6H, ³J_{HH}=7.1, CH₃CH₂O), 4.33 (dq, 4H, ³J_{HP}=7.9, ³J_{HH}=7.1, ⁵J_{HF}=3.2, CH₃CH₂O), 4.74 (dm, 2H, ³J_{HH}=5.8, CO₂CH₂), 5.21 (dd, 1H, ²J_{HF/P}=46.9, 12.7, P_CH_F), 5.27 (dm, 1H, ³J_{HH_{cis}}=10.4, CO₂CH₂-CH=CH_AH_B), 5.38 (dm, 1H, ³J_{HH_{trans}}=17.1, CO₂CH₂-CH=CH_AH_B), 5.91 (ddt, 1H, ³J_{HH_B}=17.1, ³J_{HH_A}=10.4, ³J_{HH}=5.8, CO₂CH₂-CH=CH_AH_B). / ¹³C (CDCl₃) 16.7 (d, ³J_{CP}=5.0 C_HCH₂O), 64.7 (dd, ²J_{CP}=6.1, ⁴J_{CF}=2.9, CH₃C_HCH₂O), 67.1 (s, CO₂C_HCH₂), 85.3 (dd, ¹J_{CF/P}=195.6, 158.4, P_CH_F), 119.8 (s, CO₂CH₂-CH=C_HCH₂), 131.2 (s, CO₂CH₂-C_H=CH₂), 164.9 (d, ²J_{CF} or _{CP}=21.9, P_CH_F-C_OCH₂). / **m/z** (EI) 255 (M⁺⁺ 1, 11 %), 227 (7), 197 (37), 170 (50).

Diethyl isobutyl 1-fluoromethylphosphonocarboxylate (4g) : C₁₀H₂₀O₅PF (M=270)

NMR ³¹P (CDCl₃) +10.4 (d, ²J_{PF}=72.3). / ¹H (CDCl₃) 0.94 (d, 6H, ³J_{HH}=6.7, CH(CH₃)₂), 1.34 (tm, 6H, ³J_{HH}=7.0, CH₃CH₂O), 1.98 (m, 1H, ³J_{HH}=6.7, CH(CH₃)₂), 4.03 (2d, 2H, ³J_{HH}=6.7, ΔJ=3.5, CO₂CH₂), 4.23 (dq, 4H, ³J_{HP}=8.2, ³J_{HH}=7.0, ⁵J_{HF}=3.0, CH₃CH₂O), 5.20 (dd, 1H, ²J_{HF/P}=47.0, 12.4, P_CH_F). / ¹³C (CDCl₃) 16.5 (d, ³J_{CP}=5.5, C_HCH₂O), 19.1 (s, CH(CH₃)₂), 27.9 (s, CH(CH₃)₂), 64.3 (t, ²J_{CP}=5.7, CH₃C_HCH₂O), 72.3

(s, CO₂CH₂), 85.1 (dd, ¹J_{CF/P}=195.4, 158.6, PCHF), 165.1 (d, ²J_{CF} or _{CP}=22.0, PCHF-CO₂). / **m/z** (EI) 271 (M⁺+1, 4 %), 314 (30), 197 (23), 186 (56).

Diethyl neopentyl 1-fluoromethylphosphonocarboxylate (4h) : C₁₁H₂₂O₅PF (M=284)

NMR ³¹P (CDCl₃) +10.2 (d, ²J_{PF}=72.7). / **1H** (CDCl₃) 1.25 (s, 9H, C(CH₃)₃), 1.33 (tm, 6H, ³J_{HH}=7.1, CH₃CH₂O), 3.88 (A part of AB system, 1H, ²J_{HHgem}=10.5, CO₂CH_AH_B), 3.99 (B part of AB system, 1H, ²J_{HHgem}=10.5, CO₂CH_AH_B), 4.22 (dq, 4H, ³J_{HP}=8.3, ³J_{HH}=7.1, ⁵J_{HF}=2.6, CH₃CH₂O), 5.20 (dd, 1H, ²J_{HF/P}=46.9, 12.4, PCHF). / **13C** (CDCl₃) 16.7 (d, ³J_{CP}=5.7, CH₃CH₂O), 26.6 (s, C(CH₃)₃), 31.9 (s, C(CH₃)₃), 64.5 (t, ²J_{CP}/⁴J_{CF}=5.4, CH₃CH₂O), 75.7 (s, CO₂CH₂), 85.2 (dd, ¹J_{CF/P}=195.3, 158.6, PCHF), 165.2 (d, ²J_{CF} or _{CP}=22.0, PCHF-CO₂). / **m/z** (EI) 285 (M⁺+1, 1 %), 269 (13), 241 (11), 228 (44).

Diethyl isopropyl 1-fluoromethylphosphonocarboxylate (4i) : C₉H₁₈O₅PF (M=256)

NMR ³¹P (CDCl₃) +9.7 (d, ²J_{PF}=72.4). / **1H** (CDCl₃) 1.28 (dd, 6H, ³J_{HH}=6.2, 1.0, CH(CH₃)₂), 1.33 (tm, 6H, ³J_{HH}=7.1, CH₃CH₂O), 4.21 (dq, 4H, ³J_{HP}=8.2, ³J_{HH}=7.1, ⁵J_{HF}=3.0, CH₃CH₂O), 5.13 (dd, 1H, ²J_{HF/P}=47.1, 12.4, PCHF), 5.16 (p, 1H, ³J_{HH}=6.2, CH(CH₃)₂). / **13C** (CDCl₃) 16.3 (d, ³J_{CP}=5.7, CH₃CH₂O), 21.5 (d, ³J=7.8, CH(CH₃)₂), 64.0 (dd, ²J_{CP}/⁴J_{CF}=6.1, 2.5, CH₃CH₂O), 70.4 (s, CH(CH₃)₂), 84.9 (dd, ¹J_{CF/P}=195.2, 158.6, PCHF), 164.2 (d, ²J_{CF} or _{CP}=21.8, PCHF-CO₂). / **m/z** (EI) 257 (M⁺+1, 4 %), 241 (2), 214 (38), 197 (71).

Diethyl 1,3-dichloroisopropyl 1-fluoromethylphosphonocarboxylate (4j) : C₉H₁₆O₅PFCl₂ (M=325)

NMR ³¹P (CDCl₃) +10.5 (d, ²J_{PF}=72.5). / **1H** (CDCl₃) 1.37 (t, 6H, ³J_{HH}=7.1, CH₃CH₂O), 3.78 (d, 4H, ³J_{HH}=5.3, CH(CH₂Cl)₂), 4.26 (dq, 4H, ³J_{HP}=8.3, ³J_{HH}=7.0, ⁵J_{HF}=1.6, CH₃CH₂O), 5.27 (dd, 1H, ²J_{HF/P}=46.8, 12.8, PCHF), 5.35 (p, 1H, ³J_{HH}=5.3, CO₂-CH). / **13C** (CDCl₃) 16.8 (d, ³J_{CP}=5.2, CH₃CH₂O), 42.3 (2s, ΔJ=13.9, CH(CH₂Cl)₂), 64.9 (t, ²J_{CP}=6.3, CH₃CH₂O), 74.1 (s, CO₂-CH), 85.2 (dd, ¹J_{CF/P}=196.4, 158.5, PCHF), 164.5 (d, ²J_{CF} or _{CP}=22.6, PCHF-CO₂). / **m/z** (EI) 325 (M⁺+1, 2³⁵Cl, 6 %), 297 (2³⁵Cl, 8), 261 (1³⁵Cl, 20), 197 (100).

Diethyl vinyl 1-fluoromethylphosphonocarboxylate (4k) : C₈H₁₄O₅PF (M=240)

NMR ³¹P (CDCl₃) +10.2 (d, ²J_{PF}=71.9). / **1H** (CDCl₃) 1.35 (tm, 6H, ³J_{HH}=7.1, CH₃CH₂O), 4.25 (dq, 4H, ³J_{HP}=8.1, ³J_{HH}=7.1, ⁵J_{HF}=3.8, CH₃CH₂O), 4.74 (dd, 1H, ³J_{HHcis}=6.2, ²J_{HHgem}=2.1, CO₂CH=CH_AH_B), 5.04 (dd, 1H, ³J_{HHtrans}=13.8, ²J_{HHgem}=2.1, CO₂CH=CH_AH_B), 5.28 (dd, 1H, ²J_{HF/P}=46.7, 13.0, PCHF), 7.29 (dd, 1H, ³J_{HHtrans}=13.8, ³J_{HHcis}=6.2, CO₂-CH). / **13C** (CDCl₃) 16.7 (d, ³J_{CP}=5.2, CH₃CH₂O), 64.9 (d, ²J_{CP}=6.6, CH₃CH₂O), 85.0 (d, ¹J_{CF/P}=196.3, 157.8, PCHF), 100.5 (s, CO₂-CH=CH₂), 140.7 (s, CO₂-CH=CH₂), 162.6 (d, ²J_{CF} or _{CP}=22.7, PCHF-CO₂). / **m/z** (EI) 241 (M⁺+1, 2 %), 213 (1), 197 (100), 169 (39).

Diethyl phenyl 1-fluoromethylphosphonocarboxylate (4l) : C₁₂H₁₆O₅PF (M=290)

NMR ³¹P (CDCl₃) +8.9 (d, ²J_{PF}=71.9). / **1H** (CDCl₃) 1.34 (t, 6H, ³J_{HH}=7.1, CH₃CH₂O), 4.27 (dq, 4H, ³J_{HP}=8.1, ³J_{HH}=7.1, ⁵J_{HF}=1.5, CH₃CH₂O), 5.43 (dd, 1H, ²J_{HF/P}=46.9, 12.8, PCHF), 7.11 (dm, 2H, ³J_{HH}=7.4, H_{ortho} de C₆H₅), 7.22 (tt, 1H, ³J_{HH}=7.4, ⁴J_{HH}=1.3, H_{para} de C₆H₅), 7.36 (tm, 2H, ³J_{HH}=7.4, H_{meta} de C₆H₅). / **13C** (CDCl₃) 16.8 (d, ³J_{CP}=5.2, CH₃CH₂O), 65.0 (d, ²J_{CP}=6.4, CH₃CH₂O), 85.5 (dd, ¹J_{CF/P}=196.8, 158.3, PCHF), 121.6 (s, C_{ortho} de C₆H₅), 127.1 (s, C_{para} de C₆H₅), 130.1 (s, C_{meta} de C₆H₅),

150.3 (s, C_{ipso} de C_6H_5), 164.1 (d, $^2J_{CF}$ or $CP=22.7$, $PCHF-CO_2$). / m/z (EI) 290 (M^+ , 17 %), 245 (3), 217 (10), 197 (100).

1-fluoromethyl(diethylphosphono)carboxylic acid (7) : To a solution of *n*-BuLi (8 mL of a 1.6 M solution in hexane, 13 mmol) in THF (15 mL) at $-78^\circ C$ is slowly added a mixture of TMSCl (0.66 g; 6.1 mmol) and diethyl 1,1-dibromo-1-fluoromethylphosphonate (2 g, 6.1 mmol) in THF (15 mL) by means of a dropping funnel maintaining the temperature at $-78^\circ C$. Stirring was continued for 10 min at this temperature before a source of dry CO_2 gas was introduced into the rapidly stirred reaction mixture, an exothermic reaction takes place and the reaction is allowed to warm to $-60^\circ C$. CO_2 addition is continued for a further 15 min at $-60^\circ C$. The reaction mixture is slowly allowed to warm to $20^\circ C$ and stirred for 10 min at this temperature. The reaction mixture is then poured into a rapidly stirred mixture of dichloromethane (50 mL) and 3M HCl (50 mL) and ice (10 g). This mixture is stirred for a further 10 min before the phases are separated and the aqueous phase is extracted with dichloromethane (3 x 20 mL). The combined organic phases are dried over $MgSO_4$ and then filtered and evaporated to yield the title compound **7** as a white crystalline solid (mp $70-74^\circ C$).

NMR ^{31}P ($CDCl_3$) +11.03 (d, $^2J_{PF}=72.6$). / **1H** ($CDCl_3$) 1.24-1.50 (m, 6H, CH_3CH_2O), 4.12-4.36 (m, 4H, CH_3CH_2O), 5.75 (dd, 1H , $^2J_{HF/P}=13.4$, 47.1, $PCHF$), 10.85 (s_{broad} , 1H, $COOH$). / **^{13}C** ($CDCl_3$) 16.5-16.6 (m, CH_3CH_2O), 65.4-65.7 (m, CH_3CH_2O), 84.6 (dd, $^1J_{CF/P}=195.1$, 159.9, $PCHF$), 166.4 (d, $^2J_{CF}$ or $CP=19$, $COOH$). / m/z (EI) 214 (M^+).

ACKNOWLEDGEMENTS

The authors are grateful to Dr. J. P. Senet and Dr. G. Sennyey (ISOCHEM Groupe SNPE, 91710 Vert-Le-Petit, France) for the generous gift of chloroformates. We thank the CNRS for financial support (to R.W. and J.C.). We wish to thank Mr. M. Levard (URA CNRS 1307, Ecole Polytechnique) for the mass spectra analyses.

REFERENCES

1. Welch, J.T. *Tetrahedron* **1987**, *43*, 3123
2. (a) Thenappan, A.; Burton, D.J. *J. Org. Chem.* **1990**, *55*, 4639;
(b) Camps, F.; Coll, J.; Fabrias, G.; Guerrero, A. *Tetrahedron* **1984**, *40*, 2871; McCarthy, J.R.; Mathews, D.P.; Edwards, M.L. Stemerick, D.M.; Jarvi, E.T. *Tetrahedron Lett.* **1990**, *38*, 5449; Patrick, T.B.; Nadjii, S. *J. Fluorine Chem.* **1990**, *49*, 147.
3. McDonald, I.A.; Lacoste, J.M.; Bey, P.; Wagner, J.; Zreika, M.; Palfreyman, M.G. *J. Am. Chem. Soc.* **1984**, *106*, 3354; McCarthy, J.R.; Jarvi, E.T.; Mathews, D.P.; Edwards, M.L.; Prakash, N.J.; Bowlin, T.L.; Mehdi, S.; Sunkara, P.S.; Bey, P. *J. Am. Chem. Soc.* **1989**, *111*, 1127.

4. Ziegler, E.; Wittman, H. *Monatsh. Chem.* **1986**, *117*, 653.
5. Boguslavskaya, L.S.; Panteleeva, I.Y.; Morozova, T.V.; Kartashov, A.V.; Chuvatkin, N.N. *Russian Chem. Revs.* **1990**, *59*, 906.
6. (a) Patois, C.; Savignac, P. *J. Chem. Soc., Chem. Comm.* **1993**, 1711;
(b) Waschbüsch, R.; Carran, J.; Savignac, P. *Tetrahedron* **1996**, *52*, 14199;
(c) Waschbüsch, R.; Carran, J.; Savignac, P. *J. Chem. Soc., Perkin Trans. I* **1996**, in press.
7. (a) Etemad-Moghadam, G.; Seyden-Penne, J. *Bull. Soc. Chim. Fr.* **1985**, *3*, 448;
(b) Machleidt, H.; Wessendorf, R. *Justus Liebigs Ann. Chem.* **1964**, *674*, 1; Greil, W.; Machleidt, H. *Justus Liebigs Ann. Chem.* **1966**, *693*, 134;
(c) Fokin, A. V.; Zimin, V.I.; Studnev, Yu. N.; Rapkin, A.I. *Zh. Org. Khim.* **1971**, *7*, 249 (*Engl. Transl.* **1971**, *7*, 241; *C.A.* 74 124736s);
(d) Davis, F.A.; Han, W.; Murphy, C.K. *J. Org. Chem.* **1995**, *15*, 4730; Davis, F.A.; Han, W. *Tetrahedron Lett.* **1991**, *32*, 1631;
(e) Grell, W.; Machleidt, H. *Justus Liebigs Ann. Chem.* **1966**, *693*, 134;
(f) Thenappan, A.; Burton, D.J. *J. Org. Chem.* **1991**, *56*, 273;
(g) Patois, C.; Savignac, P. *Phosphorus, Sulfur, Silicon, Relat. Elem.* **1993**, *77*, 163;
(h) Massoudi, H.H.; Cantacuzene, D.; Wakselman, C; Bouthier de la Tour, C. *Synthesis* **1983**, *12*, 1010.
8. (a) Thenappan, A.; Burton, D.J. *J. Org. Chem.* **1990**, *55*, 2311;
(b) Elkik, E.; Imbeaux, M. *Synthesis* **1989**, *11*, 861;
(c) Tsai, H.J.; Thenappan, A.; Burton, D.J. *J. Org. Chem.* **1994**, *59*, 7085;
(d) Tsai, H.J.; Thenappan, A.; Burton, D.J. *Phosphorus, Sulfur, Silicon, Relat. Elem.* **1995**, *105*, 1-4, 205.
9. Coutrot, P.; Grison, C.; Sauvêtre, R. *J. Organomet. Chem.* **1987**, *332*, 1.
10. For a review of fluorinated ylids and related compounds see Burton, D.J.; Yang, Z.-Y.; Qiu, W. *Chem. Rev.* **1996**, *96*, 1641.
11. For reviews on the selective fluorination of organic molecules see Purrington, S.T.; Kagan, B.S.; Patrick, T.B. *Chem. Rev.* **1986**, *86*, 997; Wilkinson, J.A. *Chem. Rev.* **1992**, *92*, 505; Lal, S. *Chem. Rev.* **1996**, *96*, 1737.