



HAL
open science

Particle flow stability in tubular fluidized bed solar receivers

Guillaume Sahuquet, Ronny Gueguen, Samuel Mer, Adrien Toutant, Françoise Bataille, Gilles Flamant

► **To cite this version:**

Guillaume Sahuquet, Ronny Gueguen, Samuel Mer, Adrien Toutant, Françoise Bataille, et al.. Particle flow stability in tubular fluidized bed solar receivers. SolarPACES 2020, Sep 2020, Albuquerque, United States. 2020. hal-03165157

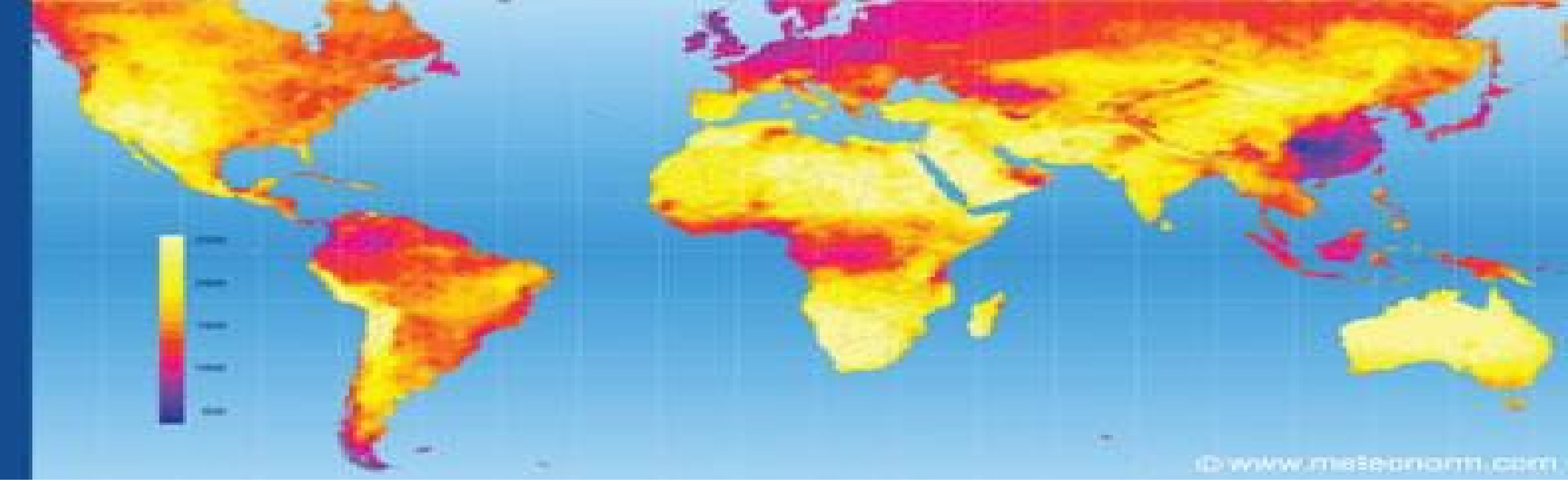
HAL Id: hal-03165157

<https://hal.science/hal-03165157>

Submitted on 10 Mar 2021

HAL is a multi-disciplinary open access archive for the deposit and dissemination of scientific research documents, whether they are published or not. The documents may come from teaching and research institutions in France or abroad, or from public or private research centers.

L'archive ouverte pluridisciplinaire **HAL**, est destinée au dépôt et à la diffusion de documents scientifiques de niveau recherche, publiés ou non, émanant des établissements d'enseignement et de recherche français ou étrangers, des laboratoires publics ou privés.



Particle Flow Stability in Tubular Fluidized Bed Solar Receivers

Guillaume Sahuquet¹, Ronny Gueguen¹, Samuel Mer^{2, a}, Adrien Toutant^{2, a}, Françoise Bataille^{2, b}, Gilles Flamant³

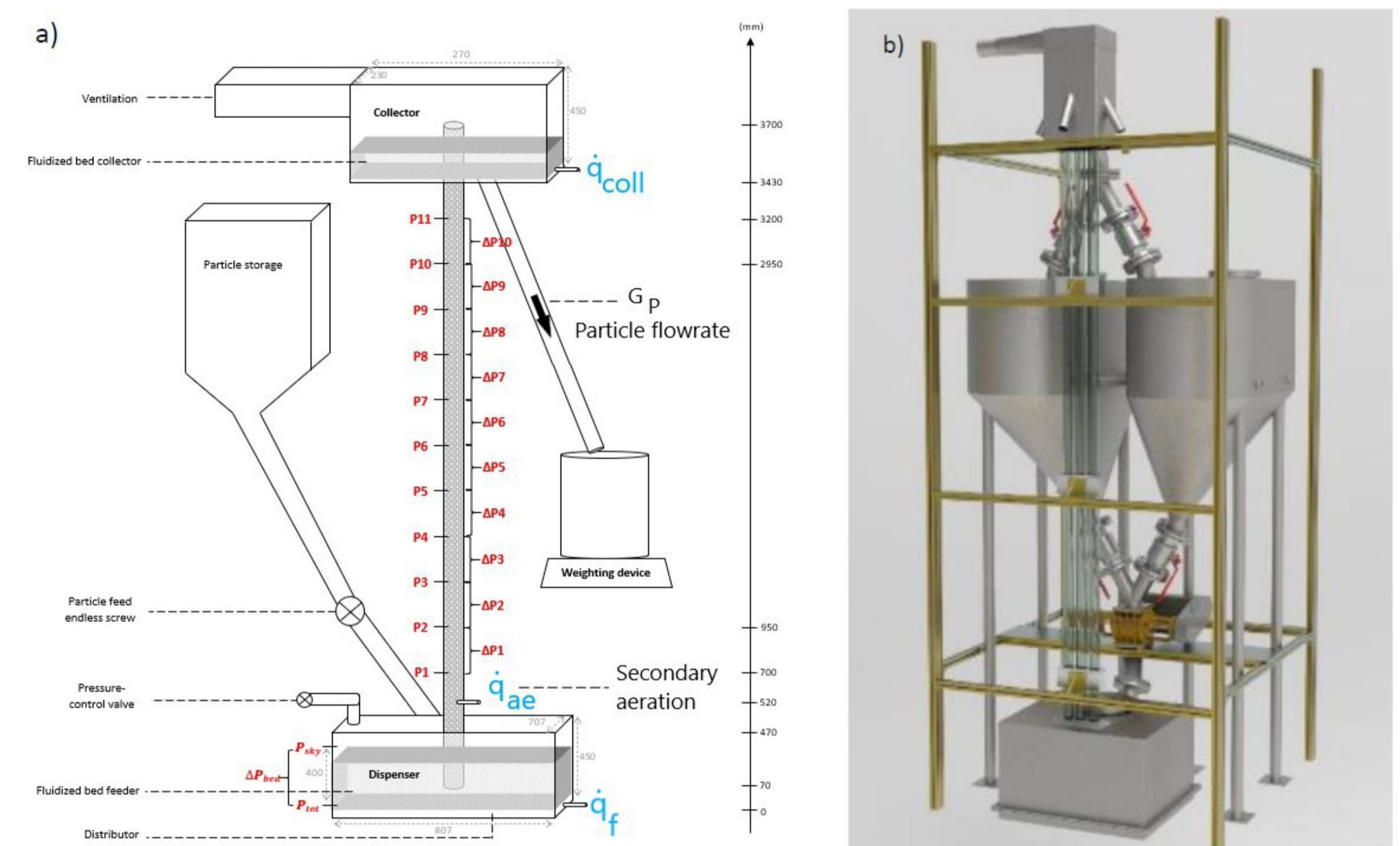
¹ PhD student, PROMES-CNRS, 7 rue du Four solaire, 66120 Odeillo, France. +33(0) 4 68 30 77 00
² Dr., ^a Ass. Prof., ^b Prof., PROMES-CNRS, Rambla de la Thermodynamique, Tecnosud, 66100 Perpignan, France. +33(0) 4 68 68 22 22
³ corresponding author, Dr., Senior CNRS Researcher, PROMES-CNRS (UPR 8521), 7 rue du Four solaire, 66120 Odeillo, France, +33(0) 4 68 30 77 58, Gilles.Flamant@promes.cnrs.fr

Introduction

- Molten salt is the commonly used heat transfer fluid in solar towers, but **solar salt has limited operating temperatures** which limit the efficiency of the power block.
- To overcome this issue and reduce costs**, new particle receivers are under development worldwide as the **fluidized particle-in-tube** of the french National Center for Scientific Research. A pilot-scale test unit is currently under construction at Thémis, France, in the framework of the Next-CSP H2020 project [1]. A smaller cold mock-up was constructed to study the hydrodynamics of the particle suspension flow at PROMES laboratory.
- Depending on the values of two main parameters (namely the particle flowrate and the secondary air flowrate) the particle flow is either **stable** or **unstable**. When an instability occurs the total pressure in the system decreases and there are significant variations of the particle flowrate.
- Objective:** Define a **stability diagram** of the particle flow in order to determine the **secure operating conditions** for the full-scale unit.

Methodology

- Material:** olivine with a Sauter diameter of 30.0 μm (group A of the Geldart classification) [2]
- Fluidization** in a dispenser thanks to a homogeneously distributed air flowrate. By applying **pressure**, the fluidized bed passes into a 3m-long transparent glass tube of 4.5 cm internal diameter and is collected in a fluidized bed collector, creating a **particle flowrate** G_p .
- A **secondary air flowrate** q_{ae} is applied at an injection nozzle of **diameter** d_{ae} at the bottom of the tube.
- Analysis method:** The stability of the particle flow is studied as a function of the secondary air flowrate q_{ae} (Nm^3/s) and of the solid mass flux G_p ($\text{kg}/(\text{m}^2 \cdot \text{s})$).



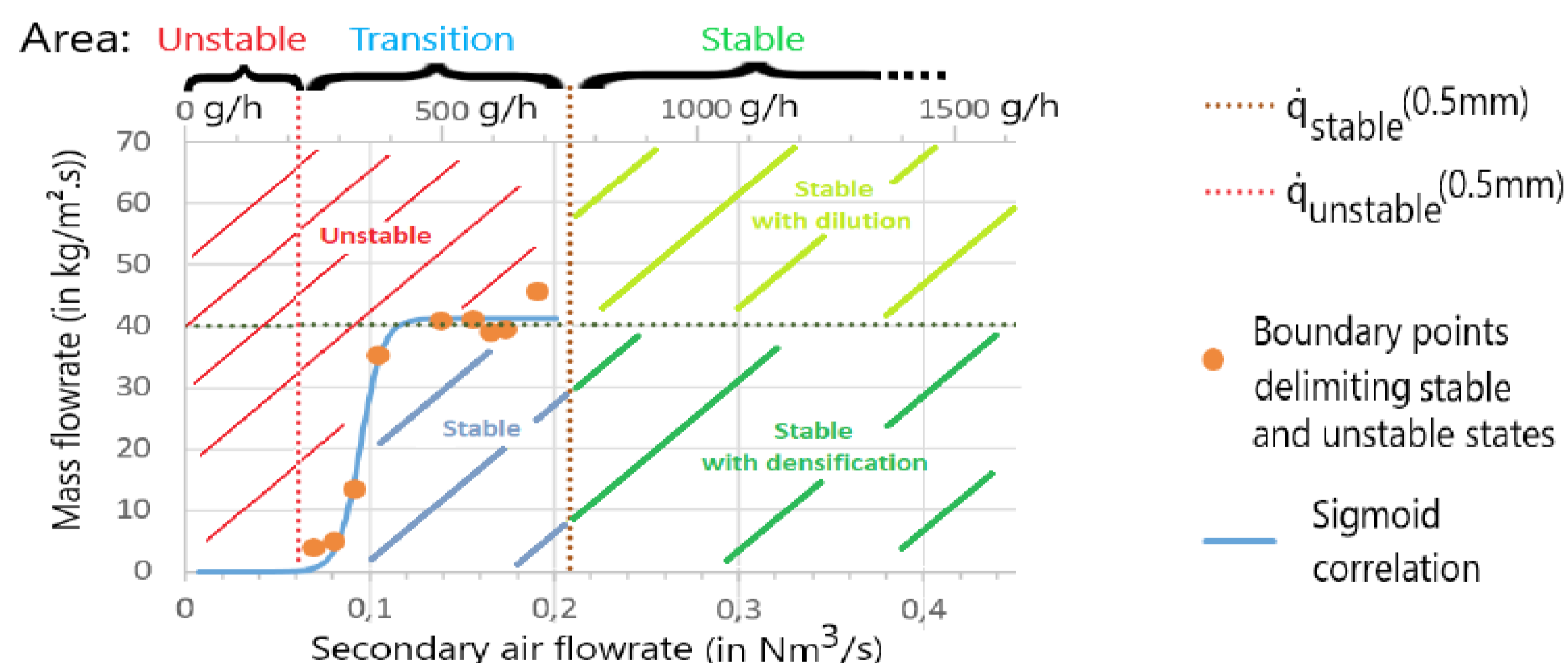
Schematic (a) and 3D (b) representation of the cold mock-up

Results

- Stability diagram for q_{ae} in $[0 - 0,39] \text{ Nm}^3/\text{s}$ and G_p in $[0 - 200] \text{ kg}/(\text{m}^2 \cdot \text{s})$:**

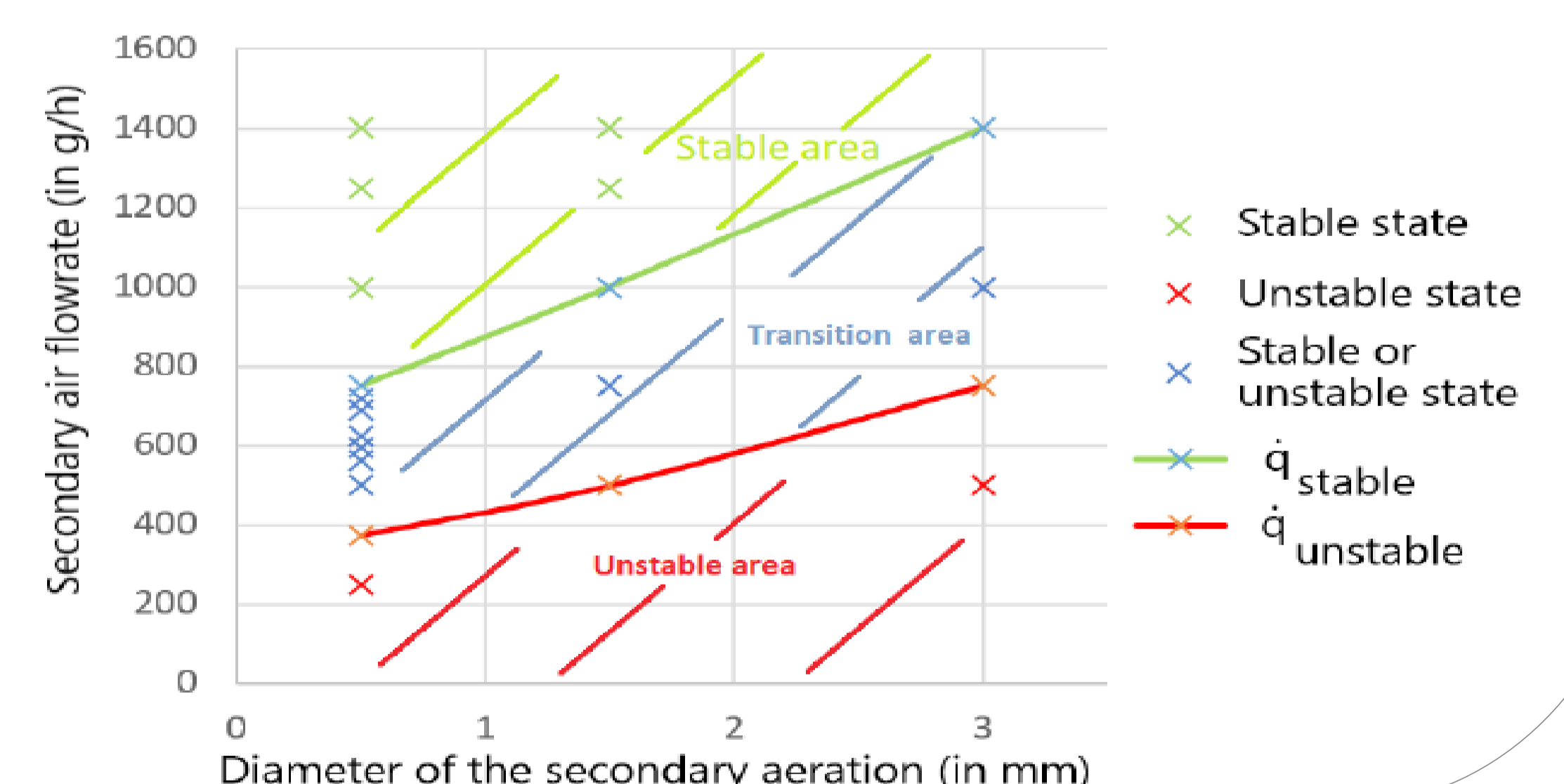
Two specific values of q_{ae} delimit two main domains.

- Unstable area:** For values of q_{ae} under a threshold air $q_{unstable}$, the mass flow is unconditionally unstable.
- Stable area:** For values of q_{ae} above a threshold q_{stable} , the particle flow is unconditionally stable.
- Transition area:** Between $q_{unstable}$ and q_{stable} , the mass flow is either stable or unstable depending on the value of G_p .



- The boundaries of these domains depend on the **nozzle's diameter** defined as an increase of $q_{unstable}$ and q_{stable} with d_{ae} .

- The evolution of $q_{unstable}$ and q_{stable} is **linear** for nozzle's diameters between 0,5mm and 3mm.



Conclusion

- A secondary aeration at the bottom of the tube is a **necessary condition** to get a stable particle flow.
- The aeration flowrate must overcome a **given threshold** to reach unconditional particle flow stability.
- The thinner the nozzle's diameter the smaller the air flowrate necessary to get unconditional stability.

References

- [1] <http://next-csp.eu/>
- [2] Kang Q., Flamant G., Dewil R., Baeyens J., Zhang H.L., Deng Y.M., 2019. Particles in a circulation loop for solar energy capture and storage. Particuology 43, p. 149-156. DOI: 10.1016/j.partic.2018.01.009