



AlGa_N channel high electron mobility transistors with regrown ohmic contacts

Idriss Abid, Jash Mehta, Yvon Cordier, Joff Derluyn, Stefan Degroote, Hideto Miyake, F Medjdoub

► To cite this version:

Idriss Abid, Jash Mehta, Yvon Cordier, Joff Derluyn, Stefan Degroote, et al.. AlGa_N channel high electron mobility transistors with regrown ohmic contacts. *Electronics*, 2021, 10 (6), pp.635. 10.3390/electronics10060635 . hal-03164517

HAL Id: hal-03164517

<https://hal.science/hal-03164517>

Submitted on 10 Mar 2021

HAL is a multi-disciplinary open access archive for the deposit and dissemination of scientific research documents, whether they are published or not. The documents may come from teaching and research institutions in France or abroad, or from public or private research centers.

L'archive ouverte pluridisciplinaire **HAL**, est destinée au dépôt et à la diffusion de documents scientifiques de niveau recherche, publiés ou non, émanant des établissements d'enseignement et de recherche français ou étrangers, des laboratoires publics ou privés.



Distributed under a Creative Commons Attribution 4.0 International License

Article

AlGa_N Channel High Electron Mobility Transistors with Regrown Ohmic Contacts

Idriss Abid ^{1,*}, Jash Mehta ¹, Yvon Cordier ² , Joff Derluyn ³, Stefan Degroote ³, Hideto Miyake ⁴ and Farid Medjdoub ^{1,*}

- ¹ IEMN (Institute of Electronics, Microelectronics and Nanotechnology), CNRS (Centre National de la Recherche Scientifique), University of Lille, 59650 Villeneuve d'Ascq, France; jashrinku.mehta@univ-lille.fr
² University Côte d'Azur, CNRS (Centre National de la Recherche Scientifique), CRHEA (Centre de Recherche sur l'Hétéro-Epitaxie et ses Applications), rue Bernard Grégory, 06560 Valbonne, France; Yvon.Cordier@crhea.cnrs.fr
³ Soitec-Belgium N.V., 3500 Hasselt, Belgium; joff.derluyn@soitec.com (J.D.); stefan.degroote@soitec.com (S.D.)
⁴ Graduate School of Regional Innovation Studies, Mie University, 1577 Kurimamachiya-cho, Tsu, Mie 514-8507, Japan; miyake@elec.mie-u.ac.jp
* Correspondence: idriss.abid.etu@univ-lille.fr (I.A.); farid.medjdoub@iemn.fr (F.M.)

Abstract: High power electronics using wide bandgap materials are maturing rapidly, and significant market growth is expected in a near future. Ultra wide bandgap materials, which have an even larger bandgap than GaN (3.4 eV), represent an attractive choice of materials to further push the performance limits of power devices. In this work, we report on the fabrication of AlN/AlGa_N/AlN high-electron mobility transistors (HEMTs) using 50% Al-content on the AlGa_N channel, which has a much wider bandgap than the commonly used GaN channel. The structure was grown by metalorganic chemical vapor deposition (MOCVD) on AlN/sapphire templates. A buffer breakdown field as high as 5.5 MV/cm was reported for short contact distances. Furthermore, transistors have been successfully fabricated on this heterostructure, with low leakage current and low on-resistance. A remarkable three-terminal breakdown voltage above 4 kV with an off-state leakage current below 1 μ A/mm was achieved. A regrown ohmic contact was used to reduce the source/drain ohmic contact resistance, yielding a drain current density of about 0.1 A/mm.

Keywords: AlGa_N channel; high-electron-mobility-transistor (HEMT); AlN; Ultra-wide BandGap



Citation: Abid, I.; Mehta, J.; Cordier, Y.; Derluyn, J.; Degroote, S.; Miyake, H.; Medjdoub, F. AlGa_N Channel High Electron Mobility Transistors with Regrown Ohmic Contacts. *Electronics* **2021**, *10*, 635. <https://doi.org/10.3390/electronics10060635>

Academic Editor:
Subramaniam Arulkumaran

Received: 8 February 2021
Accepted: 8 March 2021
Published: 10 March 2021

Publisher's Note: MDPI stays neutral with regard to jurisdictional claims in published maps and institutional affiliations.



Copyright: © 2021 by the authors. Licensee MDPI, Basel, Switzerland. This article is an open access article distributed under the terms and conditions of the Creative Commons Attribution (CC BY) license (<https://creativecommons.org/licenses/by/4.0/>).

1. Introduction

Wide band gap (WBG) semiconductors such as GaN and SiC are becoming the material of choice for high power applications. Devices and circuits based on these emerging materials are more suited to operate at higher voltages and temperatures than Si-based devices owing to their superior physical properties [1–3]. Recently, AlGa_N/Ga_N based high electron mobility transistors (HEMTs) on low cost silicon substrate have been extensively demonstrated as attractive candidates for next generation power devices in the 100–650 V range with low on-resistances [4–9]. However, in order to further push the limits for high voltage applications (>1200 V) and address new requirements, the use of ultra wide band gap (UWBG) materials such as AlN is appealing due to their even better intrinsic properties [10–13]. UWBG are defined by a bandgap larger than that of GaN (3.4 eV) and SiC (3.2 eV), including β -Ga₂O₃ (4.9 eV) [14,15], diamond (5.5 eV) [16,17], or AlN (6.2 eV) [18,19]. Employing AlN as a buffer layer enables it to handle extremely high voltages due to its large electric breakdown field [20,21]. AlN enables it to uniquely combine higher critical electric field [22] and thermal conductivity [23] than those of GaN material. Furthermore, an improved electron confinement within the two-dimensional electron gas (2DEG) can also be expected when using AlN as a buffer layer, which acts as a back barrier. In turn, the AlN buffer can potentially not only increase the electron

confinement in the transistor channel but can also help boosting the breakdown voltage (BV), owing to its wider bandgap. In this frame, the implementation of high Al content (>40%) AlGa_N channel instead of GaN should allow for extremely high voltage transistor operations due to an increased critical electric field [24–26].

However, beyond the material quality, one of the main bottlenecks for AlGa_N-channel-based devices is the achievement of low ohmic contacts and related high current density. As the bandgap of the material increases with higher Al composition, low ohmic contact resistance is a critical challenge limiting the on-state performance of these types of devices, although this material has about the same electron saturation velocity as GaN. This is due to the significant energy barrier height between the ohmic metal and barrier layer in the case of AlGa_N with high Al content.

In this work, we demonstrate the successful fabrication of AlN/Al_{0.5}Ga_{0.5}N/AlN HEMTs delivering a high three-terminal off-state breakdown voltage (BV) > 4 kV while showing an improved on-state current density by using regrown ohmic contacts.

2. Simulation of the 2DEG Density

To investigate the two-dimensional electron gas (2DEG) properties of Al-rich Al-GaN channel heterostructures, various barrier thicknesses and Al content into the AlGa_N channel were simulated using the commercial software for semiconductor nanodevices, “Nextnano”. The solver includes both piezoelectric and spontaneous polarization contributions [27]. The layers are considered pseudomorphic on AlN. After optimizing the meshing parameters, especially around the 2DEG, a good agreement between the electron density values from a variety of measured literature data could be achieved.

Figure 1 depicts the 2DEG density as a function of the Al content on the channel for various barrier thicknesses (10 nm, 20 nm, and 30 nm). We observed a slight increase of the electron density with the AlN barrier thickness. However, we noticed a rather limited variation of about 15%. On the other hand, the impact of the Al content on the AlGa_N channel for this material configuration was quite significant. As expected from the AlN/Al_xGa_{1-x}N spontaneous and piezoelectric polarizations, the lower the Al content in the channel, the higher the electron density, reaching significant values well-above $2 \times 10^{13}/\text{cm}^2$. As previously mentioned, in order to increase the breakdown voltage, a wider bandgap and thus a high Al content in the channel were desired. Therefore, in this case, an Al content of about 50% (as chosen experimentally) seems to provide a good trade-off between the 2DEG density ($\approx 2 \times 10^{13}/\text{cm}^2$) and an increased breakdown field as compared to standard GaN channel HEMTs. As a matter of fact, this configuration enables both a significant electron density and channel band gap increase that should result in high current density and enhanced breakdown voltage.

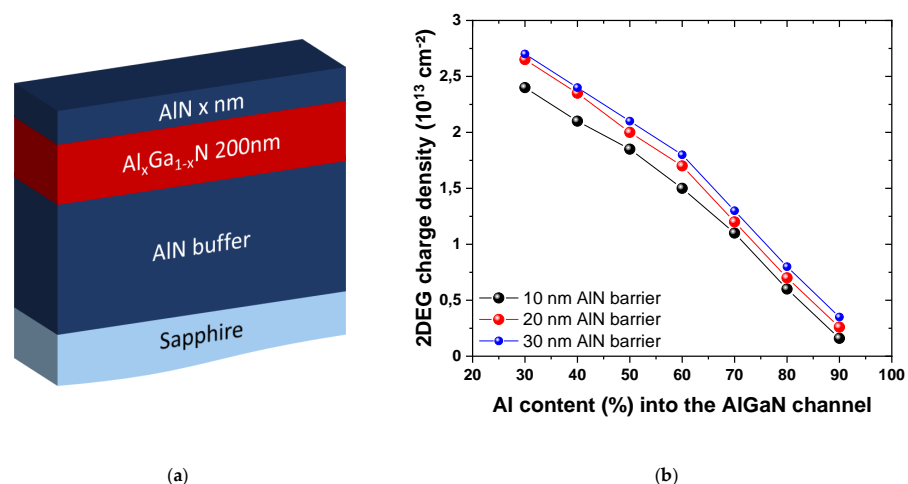


Figure 1. Schematic cross section of the simulated AlN/AlGa_N/AlN heterostructure (a) and 2DEG charge density dependence on the Al content in the AlGa_N channel (b).

3. Materials and Methods

Figure 2 shows the cross-sections of the fabricated AlGaIn channel transistors with two different ohmic contact schemes. An AlN film with 200 nm thickness was deposited on c-plane sapphire substrates by sputtering, followed by annealing at 1700 °C for 3 h. Typical densities of edge-type and mixed-type dislocations in the AlN are $8 \times 10^8 \text{ cm}^{-2}$ and $2 \times 10^6 \text{ cm}^{-2}$, respectively [28,29]. Epitaxial layers consisting of a 170-nm-thick AlN buffer, a 200-nm-thick $\text{Al}_{0.5}\text{Ga}_{0.5}\text{N}$ channel, and a 20-nm thick AlN barrier capped with a 20-nm thick SiN layer, were grown by metal–organic vapor phase epitaxy (MOCVD). The whole epi-layers were unintentionally doped.

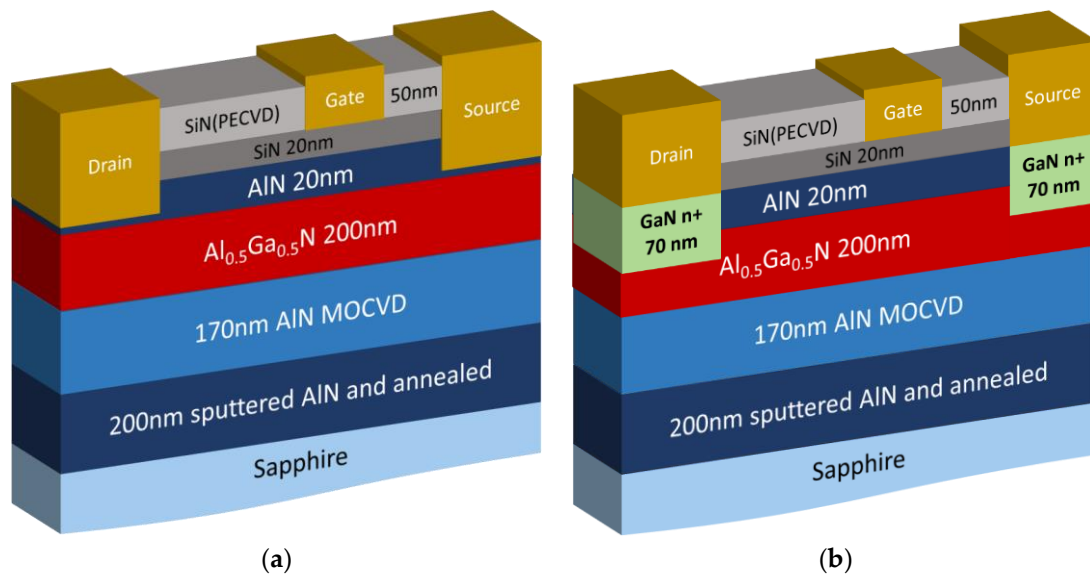


Figure 2. Schematic cross section of the AlN/AlGaIn/AlN high-electron mobility transistors (HEMTs) with partially recessed annealed ohmic contacts (a) and non-alloyed regrown ohmic contacts (b).

The fabrication process has been performed as follows:

- The source/drain ohmic contacts were performed in two ways:
 1. Ti/Al/Ni/Au metal stack annealed at 875 °C deposited on top of the barrier after etching the 20-nm thick in-situ SiN cap layer using a Fluorine-based etching as well as a large part of the AlN barrier using a Chlorine/Argon plasma in order to leave about 3-nm thin barrier to facilitate the diffusion process (Figure 1a),
 2. Etching of the SiN cap, the barrier layer, and part of the AlGaIn channel (total etching depth of 70 nm) prior to a selective regrowth by ammonia-source molecular beam epitaxy (MBE) below 800 °C with highly doped silicon ($>5 \times 10^{19} \text{ cm}^{-3}$) n+ GaN by MBE using a SiO_2 mask. A Ti/Au metal stack was then deposited (Figure 1b). The stack was not annealed.
- Device isolation was realized by mesa etching with a depth of 350 nm.
- Ni/Au metals were deposited on top of the in-situ SiN cap layer to obtain metal insulator semiconductor (MIS) gates. The transistor gate length and source–gate distances were 2 μm and 1 μm , respectively, with various gate-drain (GD) distances.
- Finally, Ti/Au pads were evaporated, followed by a plasma enhanced chemical vapor deposition (PECVD) of a SiN passivation film.

The 2DEG properties were obtained by Hall effect measurements, showing a carrier density of $2 \times 10^{13} \text{ cm}^{-2}$, an electron mobility of $150 \text{ cm}^2/\text{V.s}$, and a sheet resistivity of $1.6 \text{ k}\Omega/\square$, which is in agreement with previous simulations. The rather low electron mobility was comparable to previously reported values [30] and was mainly limited by increased electron scattering in the Al-rich AlGaIn channel.

Planar (not recessed) ohmic contacts were reported for HEMT heterostructures with an Al composition well above 50% in the AlGaIn channel. The specific contact resistivity was shown to degrade when increasing the Al content [31–35]. In order to favor the electron tunnelling and thus the current injection, we implemented a recessed ohmic contact. We locally reduced the barrier thickness down to 3 nm. It was noticed that a significant carrier density well above $1 \times 10^{13} \text{ cm}^{-2}$ was still expected with such a thin barrier considering the AlN polarization charges. In turn, such a design was used in other RF technologies delivering high electron density [36]. Transmission line method (TLM) patterns were fabricated to assess the contact resistance. A rather high specific contact resistance of about $1.8 \times 10^{-2} \Omega \cdot \text{cm}^2$ (58 $\Omega \cdot \text{mm}$) was obtained (see Figure 3), which indicated that the residual barrier was still too high for proper electron injection at the metal/semiconductor interface. Plasma induced damage as well as native oxide formed during the transfer to the evaporation tool are most probably limiting factors to this approach.

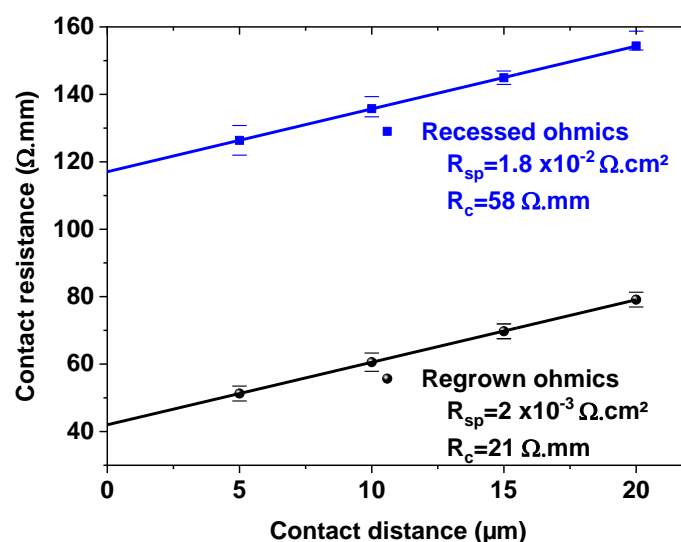


Figure 3. Contact distance dependence on transmission line method (TLM) resistance for recessed/annealed and regrown n+ GaN ohmic contacts on the fabricated AlGaIn channel HEMTs.

The use of regrown ohmic contacts has been extensively investigated over the last decade showing reduced contact resistances and improved device performance [37]. We adopted this technique for this specific material configuration. As shown in Figure 3, strongly reduced contact resistances could be achieved as compared to recessed ohmic contacts with a specific contact resistance of $2 \times 10^{-3} \Omega \cdot \text{cm}^2$ (21 $\Omega \cdot \text{mm}$). In both cases, a sheet resistance of $1.8 \text{ k}\Omega/\square$ was extracted, confirming the validity of the measurements as this value was rather close to the one obtained with Hall effect.

Reduction of plasma damage together with the removal of the residual native oxide prior to the n+ GaN growth may certainly allow further improvement of the contact resistance of this material system.

4. Results and Discussions

Lateral buffer breakdown measurements were carried out between isolated contacts for various distances using a Keysight B1505A with N1268A ultra high voltage expander. The measurements were performed on-wafer, and the samples were immersed in a Fluorinert solution to avoid arcing in air.

An almost linear lateral buffer breakdown voltage (BV) scaling was observed on isolated ohmic contacts for various contact distances reaching values above 5 kV (see Figure 4). BV was defined at $1 \mu\text{A}/\text{mm}$. Interestingly, a remarkable breakdown field $>5 \text{ MV}/\text{cm}$ (well above the theoretical limit of GaN material) was observed for short distances limited by

the sapphire substrate (≈ 1 MV/cm) for larger contact distances. This confirms the benefit of AlN as compared to GaN-based buffer layers.

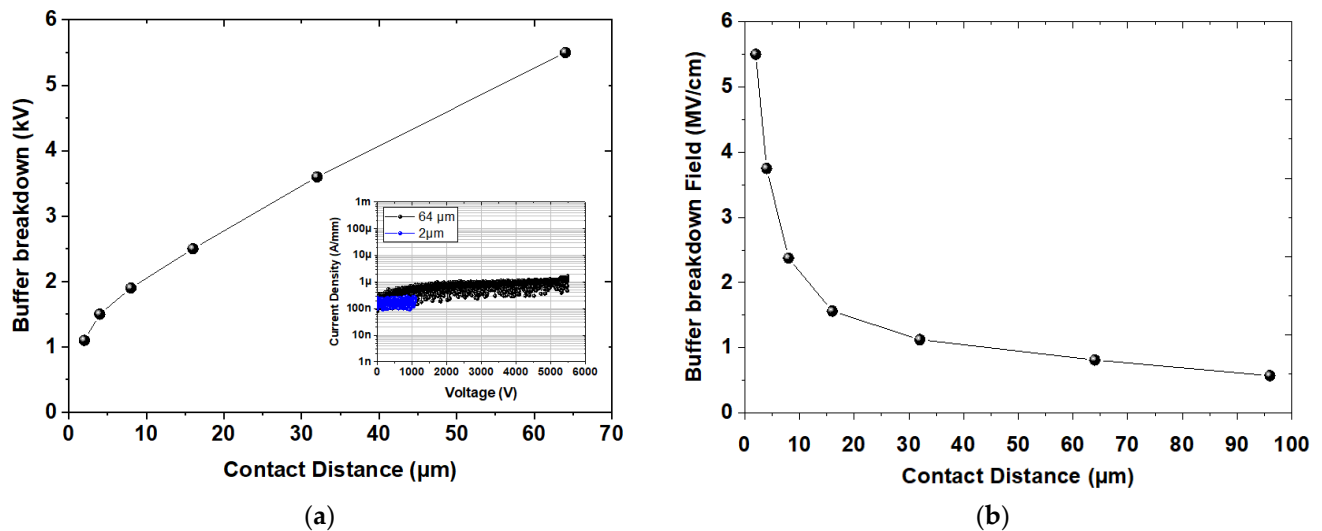


Figure 4. Buffer breakdown voltage (BV) (a) and related breakdown field (b) for various contact distances of AlN/AlGaIn/AlN HEMTs.

Electrical characterizations were carried out on transistors with gate width/length = 50 μm /2 μm and gate-to-drain spacing varied from 5 to 40 μm . All transistors were fully functional with a high on/off drain current ratio, an excellent pinch-off behavior reflecting the absence of parasitic punch-through effects, and low off-state leakage current (see Figure 5b). The large pinch-off voltage around -15 V was due to the relatively thick SiN deposited for the MIS gate. Due to the quite poor ohmic contacts, the transistors with recessed ohmic contacts show a rather low on-state current density of about 40 mA/mm. On the other hand, as can be seen in Figure 5a, the output characteristics of transistors with regrown non-alloyed contacts show a significantly improved current density above 100 mA/mm as compared to devices with partially etched barrier and annealed contacts. This clearly results from the drastic drop of the contact resistances by a factor 2.5.

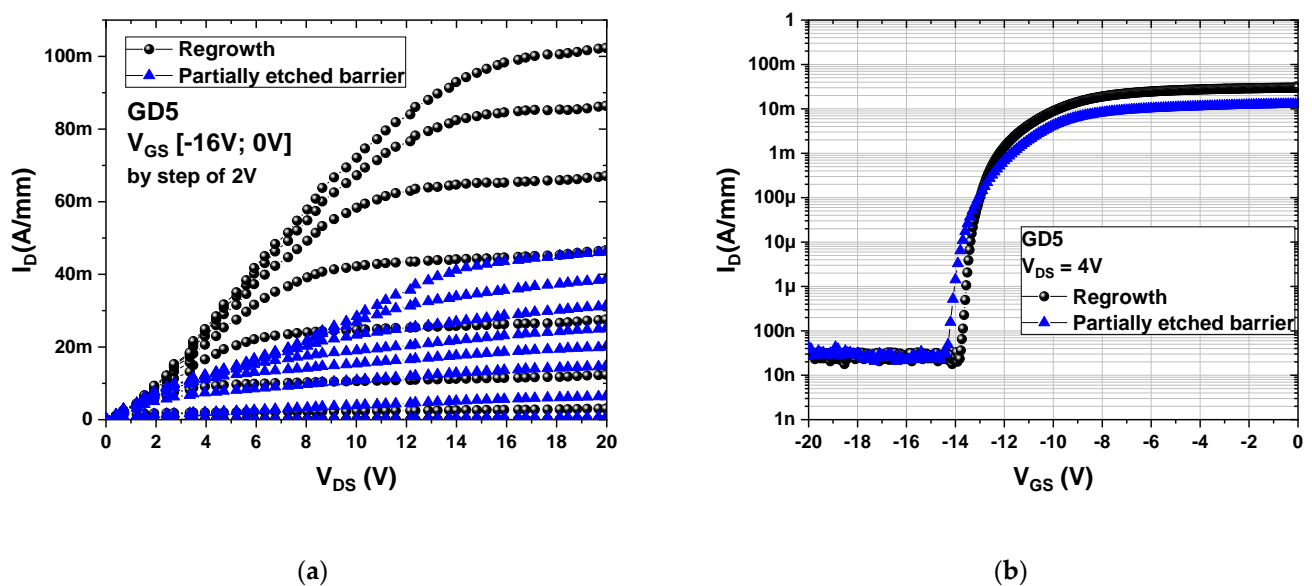


Figure 5. Output characteristics (a) and transfer characteristics (b) for a gate-drain distance of 5 μm of AlN/AlGaIn/AlN HEMTs using regrown ohmic contacts and partially etched barrier.

The 3-terminal BV as a function of the transistor gate-drain distances were measured at $V_{GS} = -19$ V. Despite a rather high defect density and the sapphire substrate limitation [38], a record BV of 4300 V with an off-state leakage current below $1 \mu\text{A}/\text{mm}$ was achieved for AlGaIn-based channel HEMTs (see Figure 6).

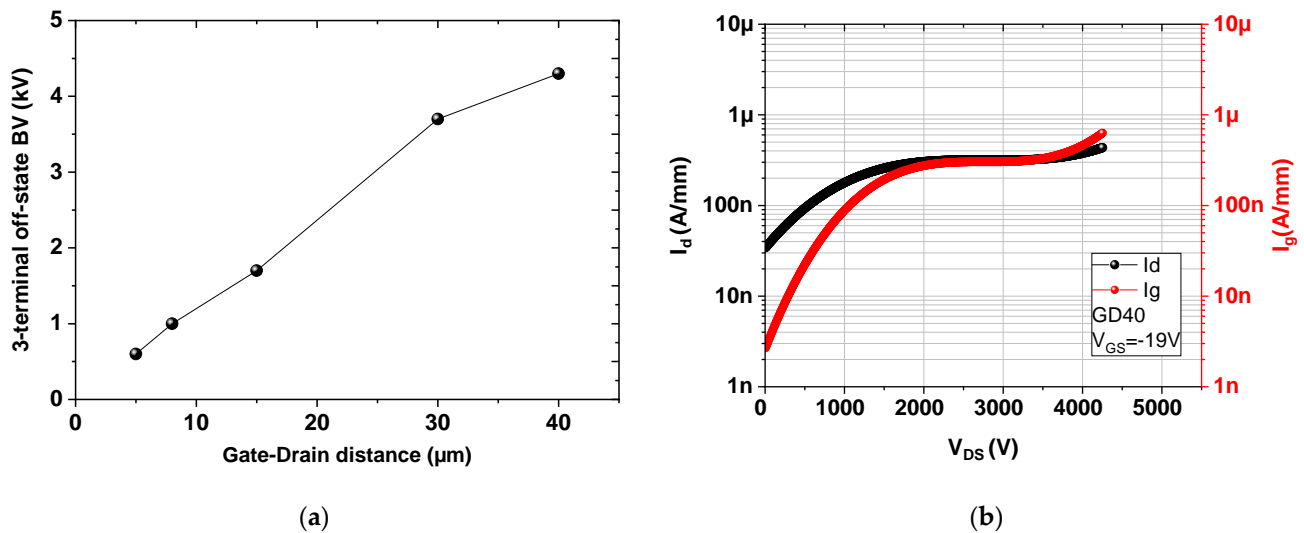


Figure 6. Three-terminal off-state BV for various GD distances (a) and for a gate-drain distance of 40 μm (b) of AlN/AlGaIn/AlN HEMTs.

Figure 7 shows that compared with the state-of-the-art AlGaIn channel HEMTs, the present transistors exhibit a noticeable increase of 3-terminal breakdown voltage without a dramatic drop in the drain current density.

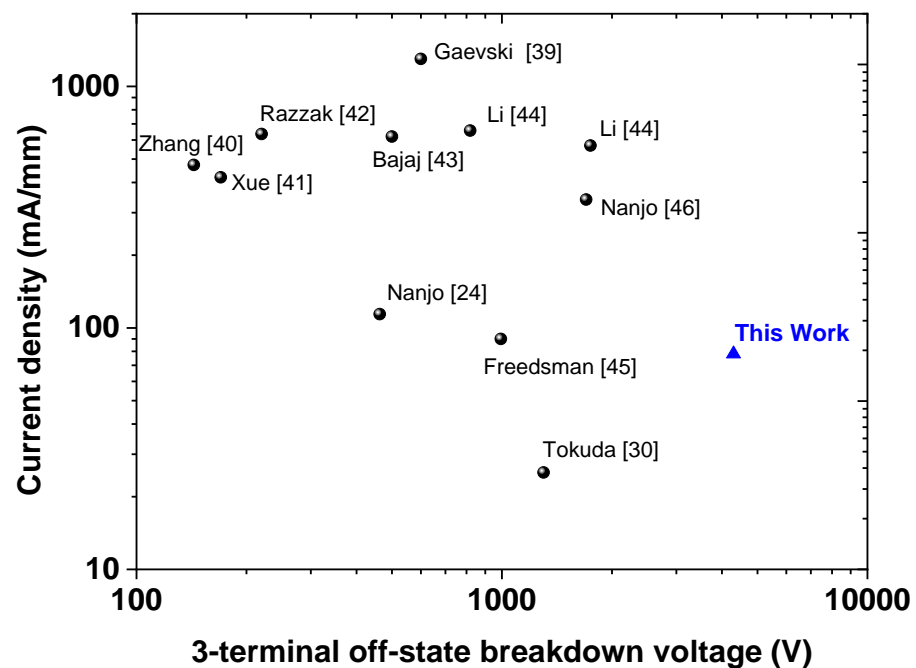


Figure 7. Benchmark of AlGaIn channel HEMT devices in terms of current density and 3-terminal breakdown voltage [39–46].

5. Conclusions

In summary, we have shown the possibility to operate at high voltage using an AlN/AlGaIn/AlN heterostructure with 50% Al content in the channel. This resulted in an

increase in the critical electric field with respect to more standard GaN HEMTs. The major bottleneck of this material system was the achievement of low ohmic contact resistances in order to deliver a high current density. Regrown ohmic contacts were promising in this frame. A significant reduction of the contact resistances was indeed observed as compared to the more standard recessed annealed ohmic contacts.

Therefore, Al-rich AlGaN channel combined with high-crystalline quality AlN offers great potential as the material of choice for future power switching applications. Although epitaxial growth efforts were mainly conducted on sapphire substrates, AlN may be the best substrate for Al-rich transistors long-term. Its advantages include better thermal conductivity and improved crystalline quality, due to near lattice-matched growth conditions for $\text{Al}_x\text{Ga}_{1-x}\text{N}$ with large x .

Author Contributions: H.M. produced the AlN on sapphire templates; S.D. and J.D. performed the growth of the heterostructure; Y.C. carried out the regrown ohmic contacts; I.A., J.M., and F.M. completed the device fabrication and characterizations. All authors have read and agreed to the published version of the manuscript.

Funding: This work was supported by the French RENATECH network, the French National grant ANR-17-CE05-00131 within the project called BREAKUP and the ANR-11-LABX-0014 representing GaNeX, as well as the project InRel-NPower, which received funding from the European Union's Horizon 2020 research and innovation program under grant agreement No. 720527. H.M. is partially supported by JSPS KAKENHI Grants (JP16H06415) and JST SICORP-EU (JPMJSC1608).

Conflicts of Interest: The authors declare no conflict of interest. The funders had no role in the design of the study; in the collection, analyses, or interpretation of data; in the writing of the manuscript, or in the decision to publish the results.

References

- Baliga, B.J. Gallium nitride devices for power electronic applications. *Semicond. Sci. Technol.* **2013**, *28*, 074011. [\[CrossRef\]](#)
- Chen, K.J.; Haberen, O.; Lidow, A.; Tsai, C.L.; Ueda, T.; Uemoto, Y.; Wu, Y. GaN-on-Si Power Technology: Devices and Applications. *IEEE Trans. Electron Dev.* **2017**, *64*, 779–795. [\[CrossRef\]](#)
- Scognamiglio, C.; Catalano, A.P.; Lasserre, P.; Duchesne, C.; D'Alessandro, V.; Castellazzi, A. Combined experimental-FEM investigation of electrical ruggedness in double-sided cooled power modules. *Microelectron. Reliab.* **2020**, *114*, 113742. [\[CrossRef\]](#)
- Morita, T.; Yanagihara, M.; Ishida, H.; Hikita, M.; Kaibara, K.; Matsuo, H.; Uemoto, Y.; Ueda, T.; Ueda, D. 650 V 3.1 mΩ cm² GaN-based monolithic bidirectional switch using normally-off gate injection transistor. In Proceedings of the 2007 IEEE International Electron Devices Meeting, Washington DC, USA, 10–12 December 2007.
- Bahat-Treidel, E.; Hilt, O.; Brunner, F.; Sidorov, V.; Würfl, J.; Tränkle, G. AlGaN/GaN/AlGaN DH-HEMTs Breakdown Voltage Enhancement Using Multiple Grating Field Plates (MGFPs). *IEEE Trans. Electron Devices* **2010**, *57*, 1208–1216. [\[CrossRef\]](#)
- Arulkumaran, S.; Vicknesh, S.; Ng, G.I.; Liu, Z.H.; Bryan, M.; Lee, C.H. Low Specific On-Resistance AlGaN/AlN/GaN High Electron Mobility Transistors on High Resistivity Silicon Substrate. *Electrochem. Solid-State Lett.* **2010**, *13*, H169–H172. [\[CrossRef\]](#)
- Kabouche, R.; Abid, I.; Püsche, R.; Derluyn, J.; Degroote, S.; Germain, M.; Tajalli, A.; Meneghini, M.; Meneghesso, G.; Medjdoub, F. Low On-Resistance and Low Trapping Effects in 1200 V Superlattice GaN-on-Silicon Heterostructures. *Phys. Status Solidi A* **2019**, *217*, 1900687. [\[CrossRef\]](#)
- Huang, X.; Liu, Z.; Li, Q.; Lee, F.C. Evaluation and Application of 600V GaN HEMT in Cascode Structure. In Proceedings of the Twenty-Eighth Annual IEEE Applied Power Electronics Conference and Exposition (APEC), Long Beach, CA, USA, 17–21 March 2013.
- Herbecq, N.; Roch-Jeune, I.; Rolland, N.; Visalli, D.; Derluyn, J.; Degroote, S.; Germain, M.; Medjdoub, F. 1900 V, 1.6 mΩ cm² AlN/GaN-on-Si power devices realized by local substrate removal. *Appl. Phys. Express* **2014**, *7*, 034103. [\[CrossRef\]](#)
- Strite, S.; Morkoç, H. GaN, AlN, and InN: A review. *J. Vac. Sci. Technol. B* **1992**, *10*, 1237–1266. [\[CrossRef\]](#)
- Kaplar, R.J.; Allerman, A.A.; Armstrong, A.M.; Crawford, M.H.; Dickerson, J.R.; Fischer, A.J.; Baca, A.G.; Douglas, E.A. Review—Ultra-Wide-Bandgap AlGaN Power Electronic Devices. *Ecs J. Solid State Sci. Technol.* **2016**, *6*, Q3061–Q3066. [\[CrossRef\]](#)
- Anderson, T.J.; Hite, J.K.; Ren, F. Ultra-Wide Bandgap Materials and Device. *Ecs J. Solid State Sci. Technol.* **2017**, *6*, Y1. [\[CrossRef\]](#)
- Tsao, J.Y.; Chowdhury, S.; Hollis, M.A.; Jena, D.; Johnson, N.M.; Jones, K.A.; Kaplar, R.J.; Rajan, S.; Van De Walle, C.G.; Bellotti, E.; et al. Ultrawide-Bandgap Semiconductors: Research Opportunities and Challenges. *Adv. Electron. Mater.* **2018**, *4*. [\[CrossRef\]](#)
- Higashiwaki, M.; Sasaki, K.; Kuramata, A.; Masui, T.; Yamakoshi, S. Development of gallium oxide power devices. *Phys. Status Solidi* **2013**, *211*, 21–26. [\[CrossRef\]](#)
- Pearnton, S.J.; Yang, J.; Iv, P.H.C.; Ren, F.; Kim, J.; Tadjer, M.J.; Mastro, M.A. A review of Ga₂O₃ materials, processing, and devices. *Appl. Phys. Rev.* **2018**, *5*, 011301. [\[CrossRef\]](#)
- Wort, C.J.; Balmer, R.S. Diamond as an electronic material. *Mater. Today* **2008**, *11*, 22–28. [\[CrossRef\]](#)

17. Glass, J.T.; Messier, R.F.; Fujimori, N. Diamond, Silicon Carbide and Related Wide Bandgap Semiconductors. In Proceedings of the Materials Research Society meeting on diamond, silicon carbide and related wide bandgap semiconductors, Boston, MA, USA, 27 November–2 December 1989.
18. Fu, X. Aluminum Nitride Wide Band-gap Semiconductor and Its Basic Characteristics. In Proceedings of the 6th International Conference on Electronic, Mechanical, Information and Management Society, Shenyang, China, 1–3 April 2016.
19. Li, J.; Nam, K.B.; Nakarmi, M.L.; Lin, J.Y.; Jiang, H.X.; Carrier, P.; Wei, S.-H. Band structure and fundamental optical transitions in wurtzite AlN. *Appl. Phys. Lett.* **2003**, *83*, 5163–5165. [[CrossRef](#)]
20. Shealy, J.R.; Kaper, V.; Tilak, V.; Prunty, T.; Smart, J.A.; Green, B.; Eastman, L.F. An AlGaIn/GaN high-electron-mobility transistor with an AlN sub-buffer layer. *J. Phys. Condens. Matter* **2002**, *14*, 3499–3509. [[CrossRef](#)]
21. Yafune, N.; Hashimoto, S.; Akita, K.; Yamamoto, Y.; Tokuda, H.; Kuzuhara, M. AlN/AlGaIn HEMTs on AlN substrate for stable high-temperature operation. *Electron. Lett.* **2014**, *50*, 211–212. [[CrossRef](#)]
22. Abid, I.; Kabouche, R.; Bougerol, C.; Pernot, J.; Masante, C.; Comyn, R.; Cordier, Y.; Medjdoub, F. High Lateral Breakdown Voltage in Thin Channel AlGaIn/GaN High Electron Mobility Transistors on AlN/Sapphire Templates. *Micromachines* **2019**, *10*, 690. [[CrossRef](#)]
23. Kume, S.; Yamada, I.; Watari, K.; Harada, I.; Mitsuishi, K. High-Thermal-Conductivity AlN Filler for Polymer/Ceramics Composites. *J. Am. Ceram. Soc.* **2009**, *92*, S153–S156. [[CrossRef](#)]
24. Nanjo, T.; Takeuchi, M.; Suita, M.; Oishi, T.; Abe, Y.; Tokuda, Y.; Aoyagi, Y. Remarkable breakdown voltage enhancement in AlGaIn channel high electron mobility transistors. *Appl. Phys. Lett.* **2008**, *92*, 263502. [[CrossRef](#)]
25. Wang, Z.-X.; Du, L.; Liu, J.-W.; Wang, Y.; Jiang, Y.; Ji, S.-W.; Dong, S.-W.; Chen, W.-W.; Tan, X.-H.; Li, J.-L.; et al. Breakdown voltage enhancement in GaN channel and AlGaIn channel HEMTs using large gate metal height. *Chin. Phys. B* **2020**, *29*, 027301. [[CrossRef](#)]
26. Raman, A.; Dasgupta, S.; Rajan, S.; Speck, J.S.; Mishra, U.K. AlGaIn Channel High Electron Mobility Transistors: Device Performance and Power-Switching Figure of Merit. *Jpn. J. Appl. Phys.* **2008**, *47*, 3359–3361. [[CrossRef](#)]
27. Birner, S.; Zibold, T.; Andlauer, T.; Kubis, T.; Sabathil, M.; Trellakis, A.; Vogl, P. nextnano: General Purpose 3-D Simulations. *IEEE Trans. Electron Devices* **2007**, *54*, 2137–2142. [[CrossRef](#)]
28. Miyake, H.; Lin, C.-H.; Tokoro, K.; Hiramatsu, K. Preparation of high-quality AlN on sapphire by high-temperature face-to-face annealing. *J. Cryst. Growth* **2016**, *456*, 155–159. [[CrossRef](#)]
29. Uesugi, K.; Hayashi, Y.; Shojiki, K.; Miyake, H. Reduction of threading dislocation density and suppression of cracking in sputter-deposited AlN templates annealed at high temperatures. *Appl. Phys. Express* **2019**, *12*, 065501. [[CrossRef](#)]
30. Hashimoto, S.; Akita, K.; Tanabe, T.; Nakahata, H.; Takeda, K.; Amano, H. Study of two-dimensional electron gas in AlGaIn channel HEMTs with high crystalline quality. *Phys. Status Solidi* **2010**, *7*, 1938–1940. [[CrossRef](#)]
31. Tokuda, H.; Hatano, M.; Yafune, N.; Hashimoto, S.; Akita, K.; Yamamoto, Y.; Kuzuhara, M. High Al Composition Al-GaN-Channel High-Electron-Mobility Transistor on AlN Substrate. *Appl. Phys. Express* **2010**, *3*, 12. [[CrossRef](#)]
32. Yafune, N.; Hashimoto, S.; Akita, K.; Yamamoto, Y.; Kuzuhara, M. Low-Resistive Ohmic Contacts for AlGaIn Channel High-Electron-Mobility Transistors Using Zr/Al/Mo/Au Metal Stack. *Jpn. J. Appl. Phys.* **2011**, *50*, 100202. [[CrossRef](#)]
33. Baca, A.G.; Armstrong, A.M.; Allerman, A.A.; Douglas, E.A.; Sanchez, C.A.; King, M.P.; Coltrin, M.E.; Fortune, T.R.; Kaplar, R.J. An AlN/Al_{0.85}Ga_{0.15}N high electron mobility transistor. *Appl. Phys. Lett.* **2016**, *109*, 033509. [[CrossRef](#)]
34. Baca, A.G.; Armstrong, A.M.; Klein, B.A.; Allerman, A.A.; Douglas, E.A.; Kaplar, R.J. Al-rich AlGaIn based transistors. *J. Vac. Sci. Technol. A* **2020**, *38*, 020803. [[CrossRef](#)]
35. Razzak, T.; Rajan, S.; Armstrong, A. Ultra-Wide Bandgap Al_xGa_{1-x}N Channel Transistors. *Int. J. High Speed Electron. Syst.* **2019**, *28*. [[CrossRef](#)]
36. Harrouche, K.; Kabouche, R.; Okada, E.; Medjdoub, F. High Performance and Highly Robust AlN/GaN HEMTs for Millimeter-Wave Operation. *J. Electron Devices Soc.* **2019**, *7*, 1145–1150. [[CrossRef](#)]
37. Huang, T.; Liu, C.; Bergsten, J.; Jiang, H.; Lau, K.M.; Rorsman, N. Fabrication and improved performance of AlGaIn/GaN HEMTs with regrown ohmic contacts and passivation-first process. In Proceedings of the 2016 Compound Semiconductor Week (CSW) [Includes 28th International Conference on Indium Phosphide & Related Materials (IPRM) & 43rd International Symposium on Compound Semiconductors (ISCS), Toyama, Japan, 26–30 June 2016.
38. Pérez-Tomás, A.; Fontserè, A.; Llobet, J.; Placidi, M.; Rennesson, S.; Baron, N.; Chenot, S.; Moreno, J.C.; Cordier, Y. Analysis of the AlGaIn/GaN vertical bulk current on Si, sapphire, and free-standing GaN substrates. *J. Appl. Phys.* **2013**, *113*, 174501. [[CrossRef](#)]
39. Gaevski, M.; Mollah, S.; Hussain, K.; Letton, J.; Mamun, A.; Jewel, M.U.; Chandrashekhara, M.; Simin, G.; Khan, A. Ul-trawide bandgap Al_xGa_{1-x}N channel heterostructure field transistors with drain currents exceeding 1.3 A mm⁻¹. *Appl. Phys. Express* **2020**, *13*, 094002. [[CrossRef](#)]
40. Zhang, Y.; Li, Y.; Wang, J.; Shen, Y.; Du, L.; Li, Y.; Wang, Z.; Xu, S.; Zhang, J.; Hao, Y. High-Performance AlGaIn Double Channel HEMTs with Improved Drain Current Density and High Breakdown Voltage. *Nanoscale Res. Lett.* **2020**, *15*, 1–7. [[CrossRef](#)]
41. Xue, H.; Hwang, S.; Razzak, T.; Lee, C.; Ortiz, G.C.; Xia, Z.; Soheli, S.H.; Hwang, J.; Rajan, S.; Khan, A.; et al. All MOCVD grown Al_{0.7}Ga_{0.3}N/Al_{0.5}Ga_{0.5}N HFET: An approach to make ohmic contacts to Al-rich AlGaIn channel transistors. *Solid State Electron.* **2020**, *164*, 107696. [[CrossRef](#)]
42. Razzak, T.; Hwang, S.; Coleman, A.; Xue, H.; Soheli, S.H.; Bajaj, S.; Zhang, Y.; Lu, W.; Khan, A.; Rajan, S. Design of compositionally graded contact layers for MOCVD grown high Al-content AlGaIn transistors. *Appl. Phys. Lett.* **2019**, *115*, 043502. [[CrossRef](#)]

-
43. Bajaj, S.; Allerman, A.; Armstrong, A.; Razzak, T.; Talesara, V.; Sun, W.; Sohel, S.H.; Zhang, Y.; Lu, W.; Arehart, A.R.; et al. High Al-Content AlGa_N Transistor With 0.5 A/mm Current Density and Lateral Breakdown Field Ex-ceeding 3.6 MV/cm. *IEEE Electron Device Lett.* **2018**, *39*, 2. [[CrossRef](#)]
 44. Li, Z.; Du, L.; Lou, J.; Jiang, Y.; Wang, K.; Wen, W.; Wang, Z.; Zhao, S.; Zhang, J.; Hao, Y. High-Breakdown-Voltage AlGa_N Channel High-Electron-Mobility Transistors with Reduced Surface Field Technique. *Phys. Stat. Solid.* **2020**, *217*, 1900793. [[CrossRef](#)]
 45. Freedman, J.J.; Hamada, T.; Miyoshi, M.; Egawa, T. Al₂O₃/AlGa_N Channel Normally-Off MOSFET on Silicon with High Breakdown Voltage. *IEEE Electron Device Lett.* **2017**, *38*, 4. [[CrossRef](#)]
 46. Nanjo, T.; Imai, A.; Suzuki, Y.; Abe, Y.; Oishi, T.; Suita, M.; Yagyu, E.; Tokuda, Y. AlGa_N Channel HEMT With Extremely High Breakdown Voltage. *IEEE Trans. Electron Devices* **2013**, *60*, 1046–1053. [[CrossRef](#)]