



HAL
open science

Impact of an SRA (hexylene glycol) on irreversible drying shrinkage and pore solution properties of cement pastes

Hafsa Rahoui, Ippei Maruyama, Matthieu Vandamme, Jean-Michel Pereira,
Martin Mosquet

► To cite this version:

Hafsa Rahoui, Ippei Maruyama, Matthieu Vandamme, Jean-Michel Pereira, Martin Mosquet. Impact of an SRA (hexylene glycol) on irreversible drying shrinkage and pore solution properties of cement pastes. *Cement and Concrete Research*, 2021, 143, pp.106227. 10.1016/j.cemconres.2020.106227 . hal-03164493

HAL Id: hal-03164493

<https://hal.science/hal-03164493>

Submitted on 10 Mar 2021

HAL is a multi-disciplinary open access archive for the deposit and dissemination of scientific research documents, whether they are published or not. The documents may come from teaching and research institutions in France or abroad, or from public or private research centers.

L'archive ouverte pluridisciplinaire **HAL**, est destinée au dépôt et à la diffusion de documents scientifiques de niveau recherche, publiés ou non, émanant des établissements d'enseignement et de recherche français ou étrangers, des laboratoires publics ou privés.

Impact of an SRA (hexylene glycol) on irreversible drying shrinkage and pore solution properties of cement pastes

Hafsa Rahoui^{a,c}, Ippei Maruyama^b, Matthieu Vandamme^a, Jean-Michel Pereira^a, Martin Mosquet^c

^aNavier, Ecole des Ponts, Univ Gustave Eiffel, CNRS, Marne-la-Vallée, France

^bGraduate School of Environmental Studies, Nagoya University - Nagoya, Japan

^cLafargeHolcim Innovation Center - Saint-Quentin Fallavier, 38291, France

Impact of an SRA (hexylene glycol) on irreversible drying shrinkage and pore solution properties of cement pastes

Abstract

Cementitious materials shrink when exposed to decreasing relative humidities, which may result in cracking. Shrinkage reducing admixtures (SRAs) can be used to reduce this drying shrinkage. Although many studies have shown that SRAs reduce the surface tension of the pore solution, the effects of SRAs on other pore solution properties and their relationship to drying shrinkage have been poorly characterized. In this work, we investigate the impact of an SRA (hexylene glycol) on the drying and re-humidification of a cement paste over an extended relative humidity range. The reduction in the first drying shrinkage by the SRA depends on relative humidity. The SRA also significantly reduces the irreversible drying shrinkage. We concluded that the SRA impacts drying shrinkage by acting on the capillary forces, by acting on the specific range of relative humidity over which those forces occur, and potentially by acting on the surface stresses through pore wall adsorption.

Keywords: First drying shrinkage, mass change isotherms, SRA

1. Introduction

Shrinkage reducing admixtures (SRAs) are organic compounds that reduce both the autogenous shrinkage [1, 2, 3, 4, 5, 6, 7] and the drying shrinkage in cement-based materials [3, 7, 8, 9, 10, 11, 12, 13]. The effects of SRAs on both autogenous and drying shrinkage can help to reduce the risk of cracking
5 in cement-based materials [7, 9, 14]. Drying shrinkage of cementitious materials depends on additives and the drying history, which impacts the drying shrinkage

of cement-based materials, since the first drying shrinkage is irreversible, in contrast to subsequent drying cycles. This feature was first highlighted by Helmuth and Turk [15], who found that both cement pastes and alite pastes exhibit irreversible first drying shrinkage (the samples do not regain their initial length after re-humidification), followed by reversible drying shrinkage.

Suppliers often attribute the ability of the SRAs to reduce the drying shrinkage to their ability reducing the surface tension of the pore solution, and the resulting capillary forces. However, the reduction in drying shrinkage is not correlated to the ability of SRAs to reduce the surface tension [16]. Furthermore, whether SRAs are more efficient at some relative humidities than at other ones is unclear. In this work, we investigate the impact of an SRA on the pore solution, examining more than just the ability of the SRA to reduce surface tension. We also explore how the influence of the SRA on the pore solution is linked to its ability to reduce drying shrinkage and how SRA affects the irreversibility of the drying shrinkage isotherms. Using our results, we analyze the mechanisms through which SRAs act on drying shrinkage.

2. Materials and methods

2.1. Materials

Three types of samples with different SRA contents were manufactured. All three samples had two properties in common: 1) the solution to cement ratio was 0.55 (by mass), where the solution mass refers to the combined mass of SRA and water; and 2) the SRA added to the mixtures was hexylene glycol, also known as 2-methyl-2,4-pentanediol (Sigma Aldrich). The SRA contents tested in this study were 0%, 4%, and 8% of the mass of cement. The cement pastes were labeled PP-L, SR4-L and SR8-L, respectively, where, ‘PP’ represents the plain paste (no SRA added); ‘SR[X]’ represents pastes containing an SRA mass content of [X] (in percent) with respect to cement content; and ‘L’ represents low alkali content in the cement pastes. The composition of the cement is provided in Table 1. XRF measurements were conducted with X Magix PRO

Composition from XRF		Composition from XRD	
Component	Mass fraction, %	Phase	Mass fraction, %
SiO ₂	22.5	Alite C ₃ S	69.2 ± 0.5
Al ₂ O ₃	2.9	Belite C ₂ S	19.1 ± 1.6
Fe ₂ O ₃	2.25	Ferrite C ₄ AF	6.8 ± 0.5
CaO	66.97	Aluminate C ₃ A	1 ± 0.2
MgO	0.85	Calcite C \bar{C}	2.4 ± 0.5
SO ₃	2.22	Periclase MgO	0.6 ± 0.2
K ₂ O	0.17	Gypsum C \bar{S} H ₂	0.6 ± 0.7
Na ₂ O	0.12	Hemihydrate C \bar{S} H _{0.5}	0.4 ± 0.2
(Na ₂ O) _{eq}	0.23		

Table 1: Chemical composition of the ordinary Portland cement, in mass fractions, according to X-ray fluorescence (XRF) and X-ray diffraction (XRD) measurements. The \pm values represent the standard deviations. (Na₂O)_{eq} corresponds to Na₂O+0.658 K₂O.

on unhydrated cement. XRD measurements were conducted according to the procedure described in [17].

The samples were prepared according to a three-step protocol that did not
40 correspond to any official standards:

1. Mixing: deionized water, stored overnight at room temperature (20 °C), was pre-mixed with the appropriate amount of SRA. To keep solution masses constant, water was replaced by an equivalent amount of SRA in the solutions. The solution of water and SRA was then mixed with the
45 cement initially at a solution to cement ratio of 0.3 for 2 minutes. The remaining solution was then added to the premixed paste and mixed again for 2 minutes. All mixing was conducted using a Renfert twister mixer at 250 rpm. Next, the paste was remixed manually every 30 minutes using a plastic spatula, until the mixture formed a creamy consistency: this
50 process took between 4 and 10 hours for the cement pastes considered

in this study. This mixing procedure prevented bleeding for these w/c ratios. The paste was then cast into the molds, which were subjected to external vibration to minimize trapped air bubbles after the casting. The molds were wrapped in a damp cloth and a plastic sheet to prevent the samples from drying before being removed from the molds. The resulting specimens had dimensions of 3 mm × 13 mm × 300 mm. The molds were not greased prior to casting to prevent potential effects on the drying shrinkage from the grease.

2. Cutting: the pastes were demolded after 5 days. Demolding was difficult at an earlier age because the samples were very thin (i.e., 3 mm) and long (i.e., 300 mm), making the samples prone to breakage. Every sample was cut twice with a diamond saw at a rotational speed of 70 rpm, resulting in specimens with dimensions of 3 mm × 13 mm × 100 mm. Deionized water was used during the cutting process to lubricate the surfaces, facilitating the cutting process, and preventing overheating by cooling the surfaces.
3. Curing: samples were cured at 20 °C for 90 days in sealed aluminum bags. The 90-day curing period resulted in mature pastes with a high degree of hydration. Unlike curing under lime saturate solution, this sealed curing condition, which was developed in-house and corresponds to no standard, prevents the leaching of SRA.

2.2. Methods

In this section, we introduce the methods used for measuring the drying shrinkage isotherms of cement pastes exposed to long-term or short-term drying, characterizing the properties of the pore solutions, and the leaching ability of the SRA from the cement pastes.

2.2.1. Drying shrinkage measurements

Long-term drying measurements. From the drying shrinkage experiments, we selected the dimensions of the samples, particularly the 3 mm thickness, to reduce the time needed to reach equilibrium and to reduce the potential

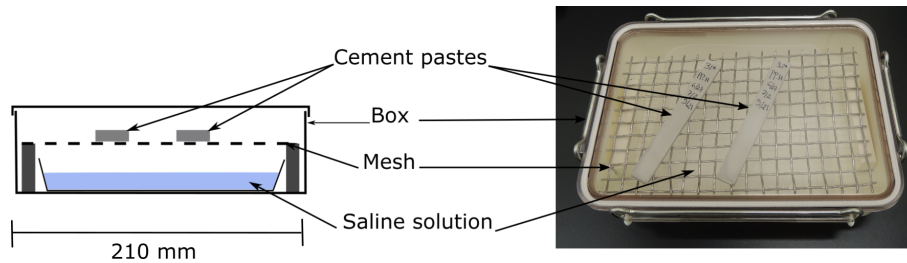


Figure 1: (left) Schematic of the box used for long-term drying and (right) photograph of box ‘A’, which featured this setup for sample monitoring.

80 for cracking due to drying. Samples may crack because of moisture gradients; however, Bisschop and Wittel [18] found that cement pastes with a thickness of 2 to 4 mm do not crack when dried.

Drying of the samples started after the 3 month sealed curing period. The samples were placed in boxes with dimensions of $210 \times 150 \times 45 \text{ mm}^3$. Each
 85 box contained a mesh placed over a saturated salt solution, as illustrated in Figure 1. Saturated salt solutions were used to control the relative humidity.

The salts and the target relative humidities are detailed in Table 2. The samples were placed on the mesh to prevent direct contact with the saturated salt solution. Eighteen boxes were used to equilibrate the cement pastes at eight
 90 different relative humidities. All boxes were equipped with relative humidity sensors. This instrumentation allowed us to monitor and confirm the relative humidity inside the box during the drying. The number of boxes that could be monitored was limited by the number of available sensors. For every relative humidity and sample type, we considered two boxes:

- 95 1. Box ‘A’, which contained at least two samples of each type. The drying shrinkage and mass loss of these samples were measured periodically to determine the point of equilibrium.
2. Box ‘B’, which contained at least five samples of each type. The drying shrinkage and mass of these samples were measured only twice: before
 100 drying (before being placed in the boxes with controlled relative humidity)

Salt	Target relative humidity (%)	Measured relative humidity (%)
LiCl	11*	12.3 ± 0.02
MgCl ₂	33	31.9 ± 0.01
NaI	40*	39.5 ± 0.01
Mg(NO ₃) ₂	54*	54.9 ± 0.02
NaBr	60*	60 ± 0.01
NaCl	75*	76.3 ± 0.03
KCl	85	84.8 ± 0.01
KNO ₃	95*	91.8 ± 0.17

Table 2: Salts used in saturated solutions, the target relative humidity, and the measured relative humidity in the eight boxes used for first drying of the samples. All relative humidities marked with a star (*) were also considered for the re-humidification process following the first drying.

and after drying (after the samples in box ‘A’ reached equilibrium).

This method prevented the carbonation of the samples equilibrated in box ‘B’, since box ‘B’ was only opened once, after equilibrium. Because the air inside box ‘B’ was not renewed, no CO₂ was accumulated. The samples in box ‘A’,
105 were sacrificial samples used to monitor mass loss and shrinkage over time and to determine the equilibrium point. We assumed that carbonation would not significantly affect the rate at which samples equilibrated with relative humidity.

After the samples were prepared and cured for 3 months, they were placed in boxes with relative humidities ranging from 95% to 11% for an additional 6
110 months, until they were in equilibrium with their conditions. Another batch of samples was left to dry at a relative humidity of 11%; these samples were later equilibrated at higher relative humidities for re-humidification measurements.

The length was measured using a contact displacement meter with a precision of ± 0.5 μm for 1 mm and a ceramic reference with a length of 100 mm.
115 The length before and after drying was measured. Samples were also weighed before and after drying to obtain the sorption isotherm of each cement paste.

The final mass and length changes were measured for the samples in the ‘B’ boxes, which contained at least five samples of each type, when the rate of mass variation of the ‘A’ box samples was less than 0.01% per day. The uniaxial strain ε was calculated according to the following formula:

$$\varepsilon = \frac{l - l_{ref}}{l_{ref}} \quad (1)$$

where l is the measured length of the cement specimens and l_{ref} represents the reference length, or the initial length of the samples immediately after sealed curing.

The relative mass change w_l was calculated according to the following equation:

$$w_l = \frac{m - m_{ref}}{m_{ref}} \quad (2)$$

where m is the measured mass of the cement specimen, and m_{ref} is the reference mass, or the initial mass of the samples immediately after sealed curing.

Short-term drying measurements. A separate set of cement pastes were used to study the effects of short-term drying. The samples studied under short-term drying are recapitulated in Table 3. For this subset, samples with dimensions of 3 mm \times 3 mm \times 0.5 mm were cut using a diamond saw. Before the samples were submitted to short-term drying, they were prepared in two hydric states:

1. Some of the samples were kept in sealed curing conditions for at least 3 months: these samples are referred to as ‘non-pre-dried’.
2. Other samples were dried at a relative humidity of 11% for at least 6 months after the 3 months sealed curing process: these samples are referred to as ‘pre-dried’.

By comparing the humidity-induced length changes of the samples in these two hydric states we could assess how much of the drying shrinkage is irreversible.

The length changes induced by short-term drying were measured using a thermomechanical analyzer (TMA), equipped with a relative humidity generator (TMA4000SA and HC9700, Bruker AXS) and a linear variable differential transducer (LVDT) with a precision of $0.5 \mu\text{m}$. The contact load was 0.098 N. Two samples having the same dimensions as the short-term length change isotherm samples were measured for short-term sorption isotherms using a thermogravimetric analyzer (TG-DTA 2000SA and HC9700, Bruker AXS) coupled with a relative humidity generator. We used two samples to replicate our experimental measurements. Since each sample weighed roughly 7 grams, the variations in mass for one sample during drying and re-humidification could be within the range of precision of the device.

For both TMA and TGA measurements, we exposed the pre-dried and non-pre-dried samples to different relative humidities: 95%, 75%, 55%, 35%, 5% for drying; and 35%, 55%, 75%, 95% for re-humidification. Therefore, we obtained measurements for an entire humidity cycle. The conditions at each relative humidity were maintained for 8 hours, except for the drying conditions at 55%, 35% and 5% and the re-humidification conditions at 95%; for these conditions, the relative humidity was maintained for an additional 8 hours. For pre-dried cement pastes, the samples were also kept for an additional 8 hours at the initial relative humidity of 95%. A measurement of drying and subsequent re-humidification is thus completed in almost 5 days. Thus, measurements for the complete drying and re-humidification process could be completed in approximately 5 days. For the short-term drying measurements, length changes and mass changes were computed relative to the end of the plateau at 95% relative humidity at the beginning of the cycle.

Post-hydration addition of SRA. To study the impact of adding an SRA after cement paste hardening, a subset of samples, referred to as PP-L-SRA, were prepared from a plain paste. SRA was added to the paste after it had cured under sealed conditions for more than 6 months. A cured plain paste was cut into $3 \text{ mm} \times 3 \text{ mm} \times 0.5 \text{ mm}$ samples using a diamond saw.

Sample	Condition before measurement	Measurements
PP-L	sealed	short-term drying, long-term drying
SR4-L	sealed	long-term drying
SR8-L	sealed	short-term drying, long-term drying
PP-L-SRA	sealed	short-term drying
PP-L-11	prolonged drying at RH 11%	short-term drying
SR8-L-11	prolonged drying at RH 11%	short-term drying

Table 3: Types of samples used for long-term and short-term drying measurements. ‘RH’ stands for ‘relative humidity’.

The specimen was immersed in an 18% by mass SRA solution for at least 3
170 days. The paste to solution (water+SRA) mass ratio was also 18%. Then, the
drying shrinkage and mass change were measured through short-term drying
measurements. By adding SRA post-hydration, we could bypass the effects
induced by the SRA on the pore structure during mixing [4, 7, 9, 12, 19].

To estimate the SRA content, the organic carbon content in the cement
175 pastes was measured. The abundance of carbon, hydrogen, and oxygen in the
cement pastes was measured using an elemental analyzer (Elementar vario MI-
CRO cube, Elementar Inc.). Sulfanilamide ($\text{NH}_2\text{C}_6\text{H}_4\text{SO}_2\text{NH}_2$) was used as a
standard for the carbon and hydrogen content measurements, and the results
were reported in mass percentage.

180 2.2.2. Characterization of pore solution of cement pastes

For pore solution extraction, cylindrical cement pastes with a diameter of
6 cm and height of 7 cm were prepared using a high-shear mixer at Lafarge-
Holcim Innovation Center in Lyon. The cement pastes were cured under sealed
conditions for at least 9 months to ensure that the pastes reached an advanced
185 degree of hydration before pore solution extraction.

The pore solution of our mature pastes was extracted with a hydraulic press
[20]. The surface tension of the collected pore solution was analyzed using a 3S
tensiometer (GBX) which uses the Wilhelmy plate method for measurements.

Some of the pore solution samples were acidified with hydrochloric acid immediately after extraction and stored in a refrigerator until their ionic composition was analyzed using coupled plasma atomic emission spectroscopy (ICP-AES) with an ICP Varian 720-ES.

2.2.3. Characterization of leaching of SRA from cement pastes

To evaluate whether the SRA was adsorbed to the cement hydrates, we conducted leaching experiments on cement pastes containing SRA in a synthetic pore solution. The cement paste samples were placed in contact with a liquid, and the leached species were evaluated. A synthetic pore solution (SPS) was used for leaching experiments to mimic the in-situ environment of the pore solution for a cement paste without SRA. The synthetic pore solution prevented the dissolution of hydrates in the cement paste. If the cement paste were immersed in deionized water, dissolution could occur, impacting the potential adsorption of the SRA on the cement hydrates.

The synthetic pore solution was prepared using the following protocol:

1. A plain paste was prepared and cured under sealed conditions for 7 days.
2. After demolding, the plain paste was crushed and sieved. Particles ranging between 250 μm and 1.1 mm in size were selected and air blown for a few seconds to remove fine particles.
3. The crushed plain paste was immersed in deionized water for 7 days at a solid-to-liquid ratio of 140 g/L.
4. After solution sedimentation, the solid fraction and solution can be separated. This solution is the synthetic pore solution.

The SRA leaching experiments were conducted by successively immersing the paste containing SRA into the synthetic pore solution. The first cycle consisted of the following steps:

1. The pastes containing SRA were crushed and sieved for particles between 250 μm and 1.1 mm.

2. The particles were immersed in the synthetic pore solution at a solid-to-liquid ratio of 5 g of paste per 0.2 L of synthetic pore solution for 7 days.

220 At the end of each cycle, the solution was removed and analyzed for organic carbon amount. The TOC (total organic carbon) measurements were conducted using a TOC V CSH SHIMADZU. The cement paste was then immersed again in 0.2 L of synthetic pore solution, beginning a new cycle. A total of four cycles was conducted per type of cement paste. Both pastes containing SRA (4% and
225 8% SRA content) were studied. A reproducibility was confirmed by three sets of measurement on SR8-L sample.

The measured concentrations $C_{meas,raw}$ were corrected for the concentration C_{SPS} of organic carbon present in the synthetic pore solution using the following equation:

$$C_{meas} = C_{meas,raw} - C_{SPS} \quad (3)$$

230 Based on the mix design, the mass m_C of organic carbon from the SRA in the cement paste can be evaluated using the following:

$$m_C = \frac{C_{SRA}}{(1 + C_{SRA} + w/c)} \times m_{hcp} \times m_{carbon} \quad (4)$$

where m_{carbon} is the mass ratio of carbon in the SRA (for the SRA used in this work, $m_{carbon} = 6 \times M_C / M_{C_6H_{14}O_2}$ with M_C representing the molar mass of carbon and $M_{C_6H_{14}O_2}$ the molar mass of the SRA), C_{SRA} is the SRA content
235 in mass fraction relative to the cement, w/c is the water-to-cement ratio, and m_{hcp} is the mass of hardened cement paste in the leaching measurements.

Assuming all SRA leached from the paste (SRA is mobile or no SRA adsorbed to the cement hydrates), the theoretical concentration $C_{th,n}$ of SRA after the n -th cycle of leaching could be calculated with the following:

$$C_{th,1} = \frac{m_C}{V} \quad (5)$$

$$C_{th,n} = C_{th,n-1} - \frac{C_{meas,n-1}(V - V_{left})}{V} \text{ for } n \geq 2 \quad (6)$$

240 where $C_{meas,n}$ is the measured organic carbon concentration in the removed synthetic pore solution after the n -th leaching cycle, V is the volume of solution (200 mL), and V_{left} is the amount of solution remaining at the end of the cycle. The amount of fluid present in the cement paste was not considered in the volume of the leaching solution.

245 **3. First drying shrinkage and subsequent re-humidification: measurements during long-term and short-term equilibration**

3.1. Length change and mass change isotherms during long-term drying and re-humidification

The relative mass changes for the cement pastes upon drying and re-humidification 250 are shown in Figure 2. Some general features were common for all three pastes. During the first drying, the mass of the cement paste decreased. A significant portion of the mass loss occurred at relative humidities greater than 54%. At relative humidities lower than 40%, the mass changes on the desorption and adsorption branches were the same, except for the paste containing 8% of SRA 255 (see SR8-L in Figure 2). When samples were dried from their sealed state to a relative humidity of 11% and then re-humidified to higher relative humidities, we observed a hysteresis¹ for the mass changes at relative humidities larger than 40%. The samples did not return to their initial mass when re-humidified to 95% after being dried to 11%.

260 For $RH > 40\%$, samples containing SRA lost more mass than the plain paste. For $RH > 60\%$, the paste containing 8% of SRA lost more mass than the cement paste containing 4% of SRA, while, for $RH < 60\%$, the mass loss was

¹Here hysteresis means that a parameter follows a different path upon drying and re-humidification but comes back to its initial value, and irreversibility means that the parameter does not come back to its initial value after the drying and re-humidification cycle.

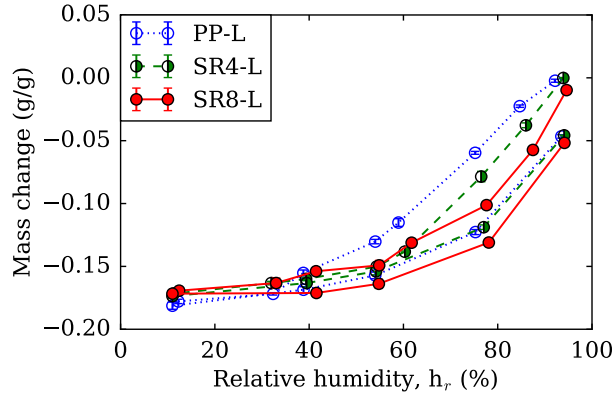


Figure 2: Mass change of cement paste with and without SRA.

comparable for the two cement pastes. On the re-humidification branch, cement pastes regained water according to similar trends, except for the cement paste that contains 8% of SRA, which regains less mass than the plain paste and the
 265 paste that contains 4% of SRA. Several studies have reported the impact of the SRA on mass loss [5, 6, 13]. Weiss et al. [6] also found that for drying at RH > 50%, samples containing SRA lost more or roughly the same amount of mass compared with plain pastes; this effect was attributed to the ability of the SRA
 270 to reduce surface tension. Bentz et al. [5] found that the rate of evaporation of water was also influenced by the addition of SRA in both bulk water and evaporable water in the cement paste.

The length change isotherms for cement pastes during drying and subsequent re-humidification are shown in Figure 3. For plain pastes, drying shrinkage decreased linearly with decreasing relative humidity. At RH < 54%, length changes
 275 in the samples during the first drying and re-humidification were nearly identical: little to no hysteresis was observed. When the plain paste was re-humidified to > 54%, not all shrinkage was recovered: an irreversible shrinkage can be observed. For RH < 75%, the drying shrinkage for pastes containing SRA was consistently lower than for the plain paste. The extent of shrinkage reduction
 280 by SRA (i.e., the difference between the drying shrinkage of the pastes contain-

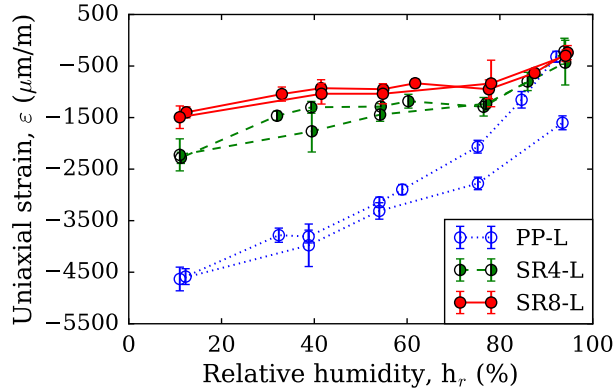


Figure 3: Length change of cement pastes with and without SRA.

ing SRA and that of the plain paste) was smaller for $RH > 75\%$ than for $RH < 75\%$. Moreover, we observed a plateau in the drying shrinkage for relative humidities ranging from 33%-75% for pastes containing SRA. Furthermore, at the 95% relative humidity re-humidification step, samples with SRA roughly returned to their initial length (length before drying). When the drying shrinkage isotherms were plotted in terms of relative humidity, we observed a nearly closed loop for pastes containing SRA, while those samples do not regain all their mass when re-humidified to a relative humidity of 95% after drying at a relative humidity of 11%.

In Figure 4, the drying shrinkage is plotted in terms of mass change for the plain paste and for the pastes containing 4% and 8% of SRA. The results show that, regardless of the humidity change path, the data points for the plain pastes and the data points for pastes containing SRA drew a line without hysteresis (hereafter we call this line as a master curve). The strain of the plain paste evolved linearly with the mass change. This phenomenon was also reported by Hansen [21] for the drying branch, and by Maruyama [22], who described a linear behavior for plain pastes at various water to cement ratios on both the drying and re-humidification branches.

The shrinkage strain of the pastes containing SRA evolved with the relative

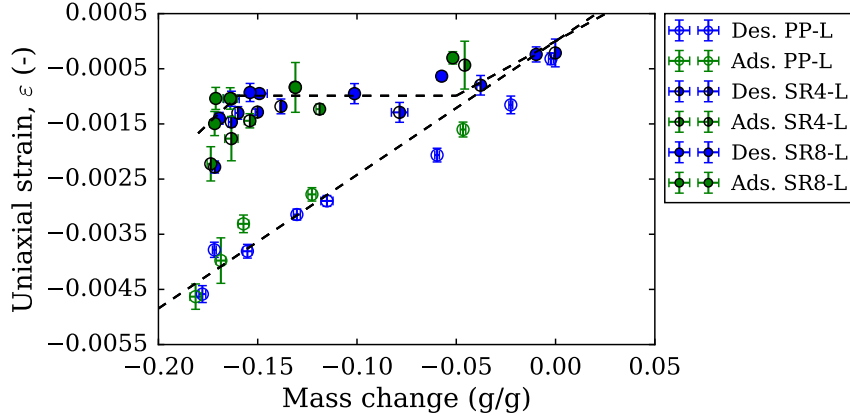


Figure 4: Strains with respect to relative mass changes for cement pastes with various SRA contents after drying (indicated by blue symbols) and re- humidification (indicated by green symbols).

humidity according to three regimes. The first regime was observed when the relative mass loss was less than 0.05 g/g, during which the strain evolved linearly with the relative mass change. The second regime was observed for relative mass losses between 0.05 g/g and 0.15 g/g, during which the mass loss did not generate any additional shrinkage. In the third regime, the relative mass loss was larger than 0.15 g/g, and the sample shrank when the mass decreased.

3.2. Length change and mass change isotherms during short-term drying and re-humidification

In this section, we investigate the drying shrinkage behavior of samples that were not dried prior to measurements (denoted as ‘non-pre-dried’) and of samples that were subject to a long drying period at a relative humidity of 11% prior to measurements (denoted as ‘pre-dried’). The short-term drying length and mass change measurements for the various cement pastes are shown in Figure 5 for the non-pre-dried samples and in Figure 6 for the pre-dried samples.

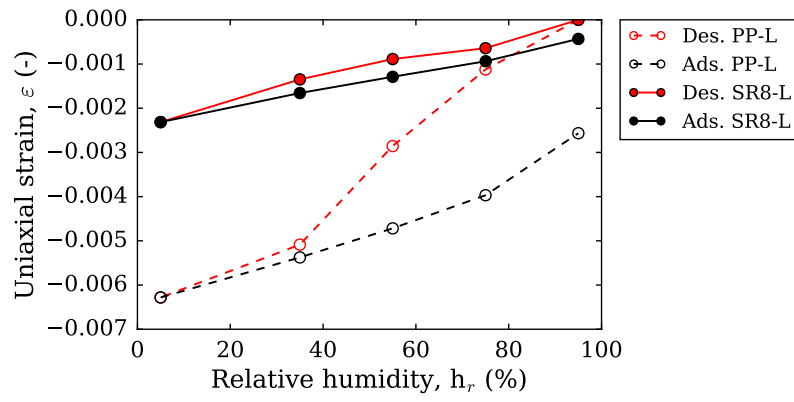
For the non-pre-dried plain paste, shown in Figure 5 (a), a significant fraction of the shrinkage occurred at RH > 35%. The length change upon re-

humidification depended linearly on the relative humidity. Moreover, the length change observed on the re-humidification path for $RH > 35\%$ was lower than the length change observed on the drying path: the length change was irreversible for $RH > 35\%$. For pastes containing SRA, on the drying path, the length change was lower in the RH range of 35%-75% than for $RH > 75\%$ or $RH < 35\%$. The hysteresis of the length change for the samples containing SRA during drying and re-humidification was smaller than that of the plain paste. The relative mass change of the plain paste, displayed in Figure 5 (b), depended linearly on relative humidity during drying. During re-humidification, we also observed linear behavior for relative humidities between 5% and 75%. Moreover, the mass change followed different paths during drying and re-humidification but exhibited a closed loop. For samples containing SRA, the mass changes evolved differently during drying and re-humidification. on the drying branch, the mass loss was larger for $RH > 55\%$ than for $RH < 55\%$; by contrast, on the re-humidification branch, the samples regained most of their mass for $RH > 75\%$.

The results confirm that SRA can significantly reduce drying shrinkage. When a sample is dried at a relative humidity of 5%, the presence of SRA resulted in a 63% reduction in the short-term drying shrinkage compared with plain paste. This is consistent with the shrinkage results for samples under long-term drying .

For pre-dried cement pastes, the length and mass changes with respect to relative humidity are shown in Figure 6. The length change during drying and re-humidification may be considered linear with respect to relative humidity. The length changes for the pre-dried plain cement paste and for the cement pastes containing SRA were similar and significantly smaller than for the non-pre-dried cement pastes. For the mass change in the plain paste, a sharp mass loss occurred when the relative humidity decreased from 95% to 75%, followed by a steady mass loss between 75% and 35%, and a larger mass loss from 35% to 5%. For the pastes containing SRA, the mass change decreased linearly with decreasing relative humidity down to 55%, at which point a change in slope

(a)



(b)

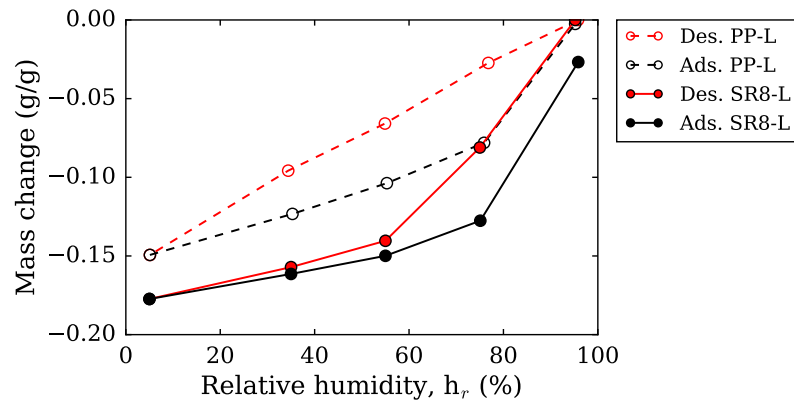


Figure 5: Short-term drying length change (a) and mass change (b) of plain paste (PP-L) and paste containing 8% SRA (SR8-L).

occurs. On the re-humidification branch, both the plain cement paste and the
paste containing SRA regained water linearly for $RH < 75\%$. At $RH > 75\%$,
350 both cement pastes with and without SRA regained a significant fraction of
the water. The mass change formed a closed loop for drying and subsequent
re-humidification.

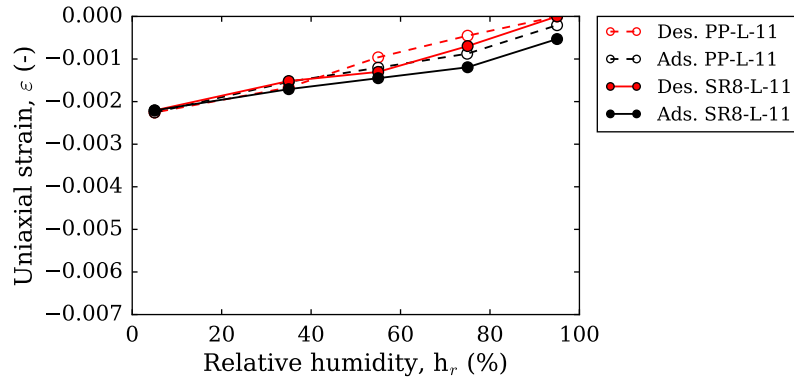
3.3. Post-hydration addition of SRA

When SRA was added after hydration (sample PP-L-SRA), the amount of
355 SRA in the cement paste after measurements was assessed by estimating the
organic carbon content in the sample: the samples contained an equivalent TOC
amount of $4.5 \text{ g} \pm 0.3 \text{ g}$ per 100 g of cement paste. Given the mix design, this
amount corresponds to 6.9% in mass of cement.

Results for the length and mass changes in the plain paste sample with post-
360 hydration SRA added (sample PP-L-SRA) are shown in Figure 7. On the same
plot, results obtained for the plain paste (sample PP-L) and for the 8% SRA
(pre-hydration addition) paste (sample SR8-L) are displayed as a comparison.
The results show that SRA reduces the drying shrinkage of the sample even
when added after hydration. The reduction was more significant in the relative
365 humidity range from 75% down to 55% than in the range of relative humidities
below 55% or higher than 75%. The mass change was also affected by the
SRA added after hydration. On the desorption branch, the mass loss of the
cement paste with post-hydration SRA added was larger than that for the plain
paste in the relative humidity range of 55%-35% and comparable to that of the
370 plain paste at $RH=75\%$ and $RH=5\%$. However, on the adsorption branch, the
sample with SRA added after hydration regained water similarly to the plain
paste. This observation is an indicator that the SRA significantly impacts how
the water is removed from the pore network of the cement paste.

This finding suggests that SRA could be used as curing agent for cement
375 paste by adding it after the hydration/hardening. This way, the drying shrinkage
could be reduced while also avoiding drawbacks observed when adding the SRA
before hydration, such as reduction of the hydration degree or modification of

(a)



(b)

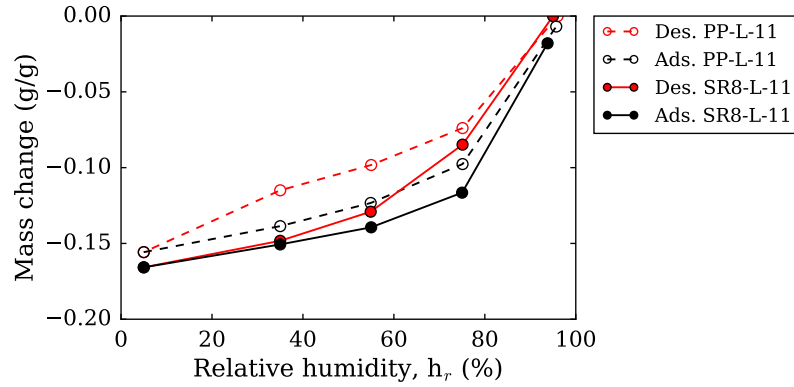
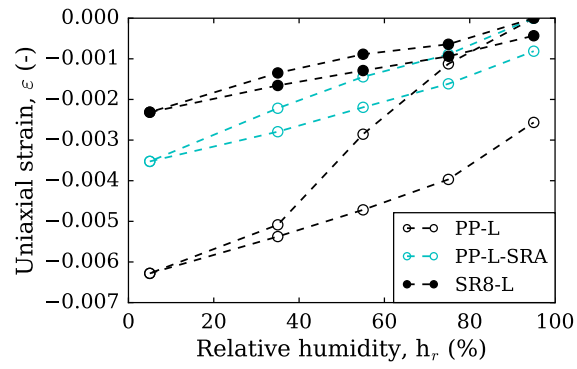


Figure 6: Short-term drying length change (a) and mass change (b) of pre-dried plain paste (PP-L) and pre-dried paste containing 8% of SRA (SR8-L).

(a)



(b)

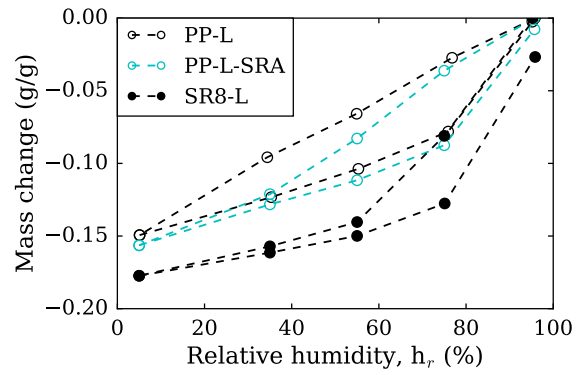


Figure 7: Short-term drying length change (a) and mass change (b) of cement paste without SRA (sample PP-L), with SRA added after hydration (sample PP-L-SRA) and with 8% of SRA added before hydration (sample SR8-L).

the pore structure. Bentz [23] tested the addition of SRA as a curing agent to mortar by spraying an SRA solution at concentrations of 10% and 20%. In this study, they investigated the availability of water for hydration in these cement pastes relative to a plain paste under identical relative humidities. Dang et al. [24] later investigated the virtues of using SRA as a curing agent in mortar. Their results confirm that the addition of SRA as a curing agent lowers the drying shrinkage.

3.4. Ability of SRA to reduce the drying shrinkage: dependency on relative humidity

In our study, we used both long-term and short-term measurements to confirm that SRA can reduce the first drying shrinkage. Moreover, both the long-term and short-term measurements showed that the SRA significantly reduces the irreversibility of drying shrinkage and even suppresses it in some cases. The ability of the SRA to reduce the drying shrinkage was highest in the relative humidity range of 33%-75%, in which the drying shrinkage of the cement paste is almost constant even when the mass of the sample decreases: mass loss and shrinkage are not correlated in this range of relative humidity.

3.5. On the irreversibility of drying shrinkage

The cement pastes containing SRA exhibited an almost reversible length change between the first drying and subsequent re-humidification, in contrast to the plain paste, which did not recover its initial length after the first drying and re-humidification. In addition, short-term drying measurements show that while prolonged drying of the plain paste significantly impacted its drying shrinkage and mass loss (as shown in Figure 5 compared to Figure 6), the pastes containing SRA were slightly impacted by this prolonged drying.

The causes of this irreversibility for the plain cement paste may be linked to a decrease in pore volume [15], a re-arrangement of the pore structure upon drying [25, 26], and the creation of silicates bonds in C-S-H [27, 26]. Recently, Gartner et al. [28] suggested that the irreversibility originates from the bridging

of calcium ions in C-S-H sheets, leading to their cross-linking during the drying process, and eventually to a definitive reduction in space between inter-layers. The rearrangement of the pore structure after drying was investigated by studying the pore structure of the cement pastes after drying [29, 30, 31, 32]; these studies showed that typically, the specific surface area tends to decrease during long drying processes. An investigation of cement paste drying by ^1H NMR also showed that the spacing between the C-S-H layers decreased after drying [33], confirming that drying results in the re-organization of pore space in the cement paste.

The effect of the SRA on the irreversible drying shrinkage may be related to interference with this potential pore structure re-arrangement and with the polymerization of the C-S-H. However, several studies also showed that upon re-humidification, the reported changes in the surface area are reversible if re-humidification is performed up to a high relative humidity or if the sample is re-saturated [30, 34, 35, 36]. Hence, the link between irreversibility and evolution of the pore structure is still unclear. Also, it should be noted that these studies did not investigate the evolution of the specific surface area during a drying and re-humidification cycle. These changes may exhibit a hysteresis when plotted in terms of relative humidity. Another potential cause for the irreversibility of drying shrinkage is the ink-bottle effect that occurs during drying. The ink-bottle effect causes a hysteresis of the degree of saturation (the ratio of the volume of liquid water to the total volume of pores), when the degree of saturation is plotted in terms of the relative humidity. Assuming that shrinkage at a high relative humidity is governed by capillary effects according to Coussy's model [37], the hysteresis of the degree of saturation may lead to an irreversibility in the shrinkage. At a high relative humidity, on the drying branch, the mass loss of the plain paste was greater for the long-term drying measurements than for the short-term drying measurements. On the re-humidification branch, the plain pastes regained water in a similar manner to both short-term and long-term drying measurements. This observation indicates that at a given relative humidity, the difference in the saturation degree between the drying branch and

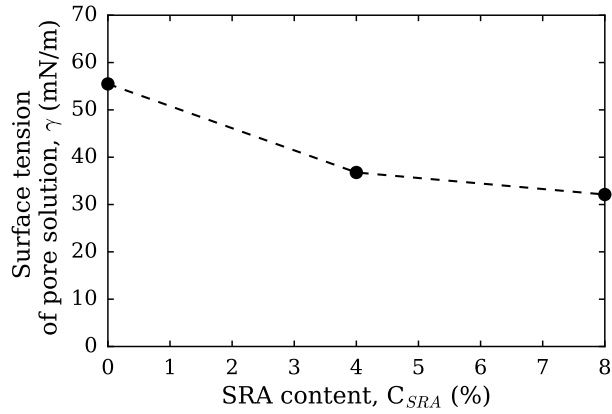


Figure 8: Surface tension of the pore solutions extracted from cement pastes with respect to SRA content, measured by the Wilhelmy plate method.

the re-humidification branch may be larger for short-term drying measurements than for long-term drying measurements (assuming that the total volume of pores is constant). As a result, irreversible shrinkage may be more significant
 440 for short-term drying measurements than for long-term drying measurements.

4. Influence of SRA on pore solution properties

To shed light on the performance of SRA, in this section we examine the influence of the SRA on the properties of the pore solution (extracted and non-
 445 extracted solutions).

4.1. Properties of extracted pore solutions

4.1.1. Surface tension of solution

Figure 8 displays the surface tension measured using the Wilhelmy plate method for extracted pore solutions from the cement pastes containing different
 450 amounts of SRA. The results confirmed that the surface tension of the pore solution decreased in the presence of SRA, since the surface tension of the

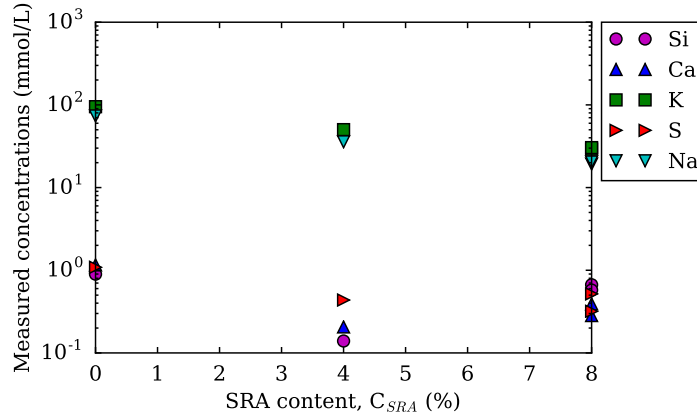


Figure 9: Measured concentrations of pore solutions extracted from the cement pastes with respect to SRA content.

pore solution from the paste containing 8% of SRA (SR8-L) decreases by 42% relatively to that of the plain paste.

4.1.2. Composition of solutions

455 The ionic composition of the extracted pore solutions is displayed as a function of SRA content in Figure 9. The calcium concentrations in the pore solution were small (i.e. lower than 10 mmol/L) in the extracted pore solutions. This can be attributed to the near-saturation of calcium with regards to presence of portlandite in the system [20, 38]. The results show that sulfates are present in
 460 relatively minor concentrations compared with potassium in the pore solutions. This may be because sulfates are incorporated in the solid phase by hydrates (e.g. ettringite). The pH of the solution was estimated using pH strips; we observed no significance difference between solutions extracted from plain pastes and pastes containing SRA.

465 The results show that the absolute concentration of alkalis (potassium and sodium) decreased consistently with an increasing SRA content. This is consistent with the results of a study by Rajabipour et al., which showed that the concentrations in K^+ and Na^+ in extracted pore solutions were lower in cement

470 pastes containing SRA than in plain pastes [39]. According to this study, this observation could be related to the action of the SRA on the solubility of alkali sulfates; the solubility of alkali sulfates decreases, resulting in a reduced rate of dissolution.

4.2. *Properties of the pore solution: cavitation pressure*

Cavitation occurs when the liquid phase is under significant tensile stress; at this point, the liquid reaches an unstable state and a phase change occurs, converting liquid water into vapor. This phenomenon may occur when a pore is constricted, i.e., when a pore is connected to the outside through an entry whose radius is smaller than a critical threshold. In this case, the large negative pressure required for cavitation can be reached before the meniscus can recede in the constriction. Cavitation can manifest itself on the water isotherm by a marked jump on the desorption branch. This jump was observed at a relative pressure of 0.35 [40, 41]. When water cavitates in the hardened cement paste, the water is no longer a capillary condensate. Consequently, the capillary forces no longer occur at relative humidities that correspond to capillary pressures larger than the cavitation pressure.

To investigate the impact of SRA on the cavitation pressure of the pore solution during cement paste drying and re-humidification, we examined the water vapor adsorption and desorption isotherms of our cement pastes. The sorption isotherms of the cement pastes without SRA (sample PP-L), with 4% SRA (sample SR4-L), and with 8% SRA (sample SR8-L) are displayed in Figure 10. The presence of SRA in the cement paste results in an increase in the relative humidity at which cavitation occurs, from a relative humidity of about 35% up to a relative humidity of about 65%. The effect of SRA on the cavitation pressure may at least partly explain its ability to reduce the shrinkage observed during drying; capillarity-induced tensile stresses may be released at a higher relative humidity in the presence of SRA compared with the plain paste.

To further investigate the impact of the SRA on water cavitation during desorption, we measured the sorption isotherms for zeolite Z40-HW [42], with

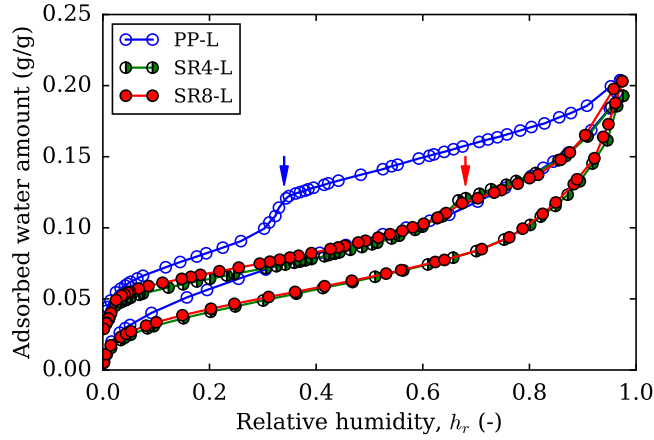


Figure 10: Sorption isotherm of cement paste without SRA (sample PP-L), with 4% of SRA (sample SR4-L) and with 8% of SRA (sample SR8-L). Cavitation occurs at the relative humidity indicated with arrows.

and without SRA. The water sorption isotherms of these two systems are shown
 500 in Figure 11. The addition of SRA resulted in a shift in the relative humidity
 at which a jump is observed on the desorption branch. The relative humidity
 at which this jump could be observed was similar for the desorption branches of
 both cement pastes and zeolite, indicating that the relative humidity at which
 this characteristic jump occurs is a property of the fluid rather than the pore
 505 structure. This shift in RH in presence of SRA has been reported for cement
 pastes with SRAs [16] (based on alcohol-ethylene oxide polymer with number
 of ethylene oxide groups of at least 2), and for zeolites with an SRA based
 on alcohol-ethylene oxide polymers with a better hydrophilic-lipophilic balance
 [40].

510 For both the cement pastes and the zeolites, the isotherms (displayed in
 Figures 10 and 11, respectively) changed in the presence of SRA. For the cement
 paste, at $RH < 95\%$, the adsorbed volumes were lower for the pastes containing
 the SRA than for the plain paste, but the total adsorbed volume in the cement
 pastes did not depend on the content in SRA. By contrast, for zeolites, for

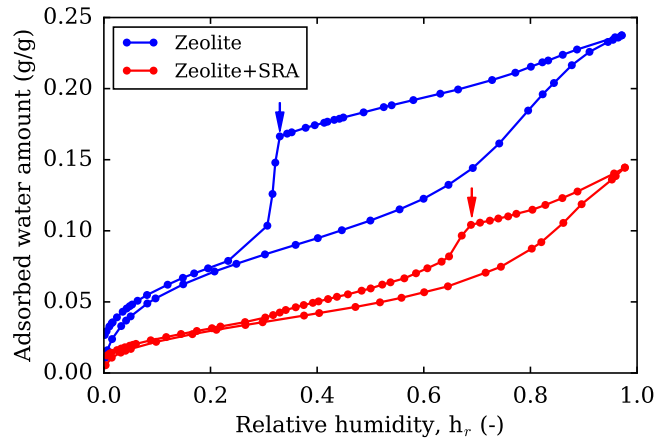


Figure 11: Water sorption isotherms of a zeolite and zeolite+SRA. Arrows indicate the relative humidity at which cavitation occurs. Credits to Jiří Rymeš (Graduate School of Environmental Studies, Nagoya University) for water adsorption measurements on plain zeolite without SRA.

515 the entire range of investigated relative humidities, the adsorbed volumes were lower for the zeolite containing the SRA than for the plain zeolite. We modeled the adsorption isotherm at a low relative humidity using the Brauner-Emmett-Teller (BET) model [43], and assuming a cross-sectional area for adsorbed water of 0.114 nm² [44], to determine the specific surface areas for both preparation

520 methods: 242 m²/g for the zeolite without SRA and of 105 m²/g for the zeolite with SRA. For the zeolites, the decrease in the specific surface area in the presence of SRA indicates that the SRA may hinder some of the adsorption sites. For cement pastes, the decrease in specific surface area (from 193 m²/g for the plain paste to 145 m²/g for the cement pastes containing SRA) may

525 also be linked to a retarded cement paste hydration in the presence of SRA, in addition to a potential interference with adsorption sites [4, 7, 12, 19]. In our study, we found that SRA retarded hydration from an early stage, an effect that could be observed after one year of hydration (results not shown). After one year, hydration still progresses for the pastes with SRA as well as for the plain

530 paste.

The impact of SRA on the surface area may indicate that the SRA molecules may be present in the C-S-H interlayer and in the gel porosity of the cement pastes, thus hindering adsorption sites. The potential adsorption of SRA on solid surfaces could impact the surface stresses induced by drying.

535 4.3. Leaching of SRA from cement pastes in saturated conditions

In Figure 12 the measured concentration C_{meas} , which was calculated under the assumption that none of the SRA adsorbs to the hydrates (i.e., SRA can be fully leached out of the paste). With an increasing number of cycles, the concentration of organic carbon in the solution decreases. Moreover, the
540 measured concentration of organic carbon was consistent with the theoretical concentration, which was calculated by assuming that no adsorption occurred. The measured organic carbon concentrations were low, indicating that organic carbon was completely depleted, and that SRA can be fully leached out of the cement paste during the leaching experiments. Furthermore, a significant amount
545 of SRA was removed during the first cycle. For the last cycles of some cement pastes, the theoretical organic concentrations had negative values, meaning that more organic carbon was released from the cement paste than expected. Such negative values may be attributed to the accumulation of errors during the organic compound concentration calculations. Indeed, error bars for the SR8-L
550 data are of the same order of magnitude as the variation of these negative values. We concluded that in saturated conditions, the SRA was not trapped within the cement paste pores.

5. Role of SRA in reducing drying shrinkage

5.1. Impact of SRA on capillary forces

555 The reduction of the capillary forces in the presence of SRA may be caused by the reduction in the surface tension of the pore solution in the presence of SRA and by the potential reduction in the saturation degree at a given relative humidity. In fact, when the cement paste was dried to a given relative humidity,

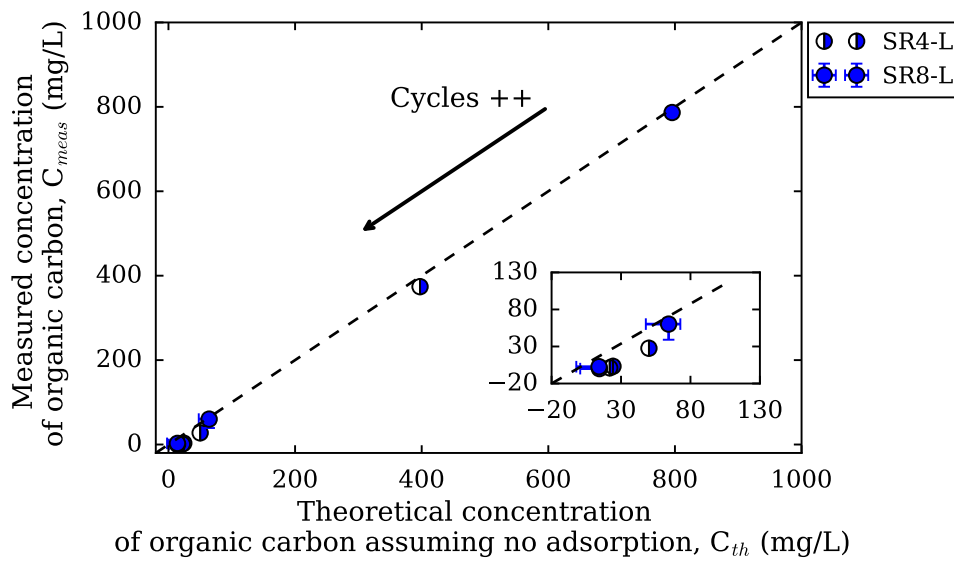


Figure 12: Amount of organic carbon originating from SRA leached from the cement pastes as a function of the theoretical organic carbon expected when assuming no SRA adsorption. Plotted error bars for SR8-L correspond to the maximum and minimum observed values for the set of three measurements. The inset plot is an enlarged view of the low region of recorded concentrations.

the reduction in the surface tension, shown in Figure 8, resulted in a reduction
560 in the capillary pressure. The mass loss was larger in cement pastes containing
SRA than in the plain paste, which may also indicate that the saturation degree
is lower for cement pastes containing SRA than for plain pastes. Also, the SRA
lowered the cavitation pressure for water. Indeed, the relative humidity at
which water cavitation occurred was higher for pastes with SRA than for the
565 plain paste, which resulted in a reduced relative humidity range over which
capillary forces occur.

5.2. Evolutions of surface properties in presence of SRA

Water is often assumed to wet the cement pastes. However, the SRA could
change the surface properties of the cement paste and modify its wettability. The
570 results of the long-term drying shrinkage isotherms and mass change isotherms
show that mass loss and drying shrinkage were not correlated for relative humidities
ranging from 33%-75%, since the removal of water in this relative humidity
range does not induce a length change. This range of relative humidity is the
same as the range over which Gibbs-Bangham type surface effects are considered
575 to be dominant [45]. Furthermore, in the presence of SRA, water cavitation oc-
curred at a relative humidity of 70%, which suggests that water was only present
in the cement paste as adsorbed water on surfaces or in micropores below this
relative humidity. This observation raises questions about how SRAs modify
the properties of solid surfaces, and how this possible modification leads to a
580 reduction in drying shrinkage.

Organic molecules are known to modify the wettability of the surface of
porous materials. The presence of organic molecules in soils causes their wa-
ter repellency [46]. When grafted with organic molecules, silica gel becomes
hydrophobic and drying shrinkage of these systems is reduced. This could be
585 beneficial for industrial production, since this method can prevent cracking dur-
ing drying [47, 48, 49, 50]. The link between the changes in surface properties
and shrinkage for these materials can be explained by the elimination of the
irreversible shrinkage that is caused by chemical cross-linking between adjacent

silica clusters [48, 50] and the reduction in the capillary forces from a decreased
590 solution surface tension [49]. The SRA may adsorb to the surfaces of cement
pastes during drying, forming hydrophobic patches. This may also explain the
reduced drying kinetics observed by Bentz et al. [5]. According to their work, a
drying front develops during the cement paste drying process. In hydrophobic
porous materials, a drying front develops at the first stage of drying, whereas
595 in hydrophilic porous materials, this drying front is observed at later stages
[51]. The adsorption of SRA may minimize the changes in surface energy dur-
ing the drying process; assuming that the Gibbs-Bangham mechanism properly
describes the impact of surface effects on length change, reducing the surface
energy makes it possible to reduce the drying shrinkage.

600 The adsorption of the SRA may also be promoted during material drying.
In this study, we performed leaching experiments on cement pastes in a syn-
thetic pore solution, showing that the SRA does not get adsorbed in saturated
conditions and can be leached out of the cement pastes. However, we could not
rule out SRA adsorption in partially saturated conditions.

605 **6. Conclusions**

In this work, we investigated the drying shrinkage and the mass change
isotherms of cement pastes containing various concentrations of an SRA (hexy-
lene glycol) using both long-term and short-term drying measurements. The
influence of the SRA on the drying shrinkage was investigated by examining the
610 impact of the SRA on the properties of the pore solution and on the reversible
and irreversible drying shrinkage.

The long-term drying measurements showed that the SRA had the highest
performance in the mid-range for relative humidities. In the range of 33%-77%,
the shrinkage of the cement pastes containing SRA was not correlated with
615 the mass loss and the shrinkage-mass relation curve exhibits a plateau. The
SRA also impacted the mass loss. When samples were dried at a high relative
humidity, the mass loss for cement pastes containing SRA was larger than that

of the plain paste. During re-humidification, the drying shrinkage isotherms of the pastes containing the SRA formed a closed loop and a smaller hysteresis than the plain paste. The addition of SRA suppressed the irreversibility of drying shrinkage. Short-term drying measurements confirm these trends. Also, irreversible shrinkage was larger in short-term drying measurements than in long-term drying measurements. The pre-drying and the addition of SRA led to a lower irreversibility and to a reduction in the observed shrinkage during a cycle of drying and dehumidification compared with the plain paste. The SRA also reduced the drying shrinkage when it was added after the cement paste hardened, which indicates that the impact of the SRA on the microstructure is not a major mechanism for the action of the SRA.

The action of the SRA on the pore solution and the drying shrinkage isotherms provide insight into the action of the SRA on the drying shrinkage. Alkalis were depleted in presence of the SRA. The reduction in the surface tension of the pore solution was confirmed through an analysis of the extracted pore solutions. Moreover, the SRA increased the relative humidity at which water cavitates during the drying process. Below this relative humidity, water was adsorbed on the pore walls or in the micropores of the cement paste. Therefore, the SRA acts on the capillary forces not only by reducing the capillary pressure through a reduction in the surface tension, but also by reducing the relative humidity range over which capillary forces occur. Also, in saturated conditions, the SRA can be fully leached out of the cement pastes and therefore does not get adsorbed on the cement hydrates. However, we cannot exclude the possibility that the SRA may also change the properties of the solid surfaces by getting adsorbed to the pore walls for relative humidities smaller than 75%, in the range at which a plateau can be observed on the drying shrinkage isotherm. Therefore, the surface stresses may be reduced in the presence of SRA. This potential adsorption may also hinder the re-arrangement of the pore structure, which could impact the irreversibility of the drying shrinkage.

Acknowledgments

This work is dedicated to Ellis Gartner, who was one of the initiators of this project and whose kindness and expertise we miss. We thank Abudushalamu Aili for his help in the final editing of the manuscript.

- [1] E.-I. Tazawa, S. Miyazawa, Influence of cement and admixture on autogenous shrinkage of cement paste, *Cement and Concrete Research* 25 (2) (1995) 281–287. doi:10.1016/0008-8846(95)00010-0.
- [2] D. P. Bentz, O. M. Jensen, Mitigation strategies for autogenous shrinkage cracking, *Cement and Concrete Composites* 26 (6) (2004) 677–685. doi:10.1016/S0958-9465(03)00045-3.
- [3] B. Rongbing, S. Jian, Synthesis and evaluation of shrinkage-reducing admixture for cementitious materials, *Cement and Concrete Research* 35 (3) (2005) 445–448. doi:10.1016/j.cemconres.2004.07.009.
- [4] G. Sant, F. Rajabipour, P. Lura, J. Weiss, Examining time-zero and early age expansion in pastes containing shrinkage reducing admixtures (SRA's), in: *Advances in Concrete Through Science and Engineering*. In : Proceedings of the RILEM International Symposium, Quebec, 2006.
- [5] D. P. Bentz, M. Geiker, K. Hansen, Shrinkage-reducing admixtures and early-age desiccation in cement pastes and mortars, *Cement and Concrete Research* 31 (7) (2001) 1075–1085. doi:10.1016/S0008-8846(01)00519-1.
- [6] J. Weiss, P. Lura, F. Rajabipour, G. Sant, Performance of shrinkage-reducing admixtures at different humidities and at early ages, *ACI Materials Journal* 105 (5) (2008) 478–486. doi:10.14359/19977.
- [7] J. Saliba, E. Rozière, F. Grondin, A. Loukili, Influence of shrinkage-reducing admixtures on plastic and long-term shrinkage, *Cement and Concrete Composites* 33 (2) (2011) 209–217. doi:10.1016/j.cemconcomp.2010.10.006.

- 675 [8] H. Ai, J. F. Young, Mechanism of shrinkage reduction using a chemical admixture, in: Proceedings of the 10th International Conference on the Chemistry of Cement, vol. 3, Göteborg, Sweden, 1997, pp. 18–22.
- [9] S. P. Shah, M. E. Karaguler, M. Sarigaphuti, Effect of shrinkage reducing admixtures on restrained shrinkage cracking of concrete, *ACI Materials Journal* 89 (3) (1992) 289–295.
- 680 [10] R. Gettu, J. Roncero, M. A. Martin, Long-term behaviour of concrete incorporating a shrinkage-reducing admixture, *The Indian Concrete Journal* 76 (9) (2002) 586–592.
- [11] A. B. Eberhardt, J. Kaufmann, Development of shrinkage reduced self compacting concrete., in: V. M. Malhotra (Ed.), *International Conference on Recent Advances in Concrete Technology*, Montreal, 2006, pp. 13–30.
- 685 [12] A. B. Eberhardt, On the mechanisms of shrinkage reducing admixtures in self consolidating mortars and concretes, Ph.D. thesis (2010).
- [13] I. Maruyama, K. Beppu, R. Kurihara, A. Furuta, Action mechanisms of shrinkage reducing admixture in hardened cement paste, *Journal of Advanced Concrete Technology* 14 (6) (2016) 311–323. doi:10.3151/jact.14.311.
- 690 [14] K. J. Folliard, N. S. Berke, Properties of high-performance concrete containing shrinkage-reducing admixture, *Cement and Concrete Research* 27 (9) (1997) 1357–1364. doi:10.1016/S0008-8846(97)00135-X.
- 695 [15] R. A. Helmuth, D. H. Turk, The reversible and irreversible drying shrinkage of hardened portland cement and tricalcium silicate pastes, *Portland Cement Association Journal Research and Development Laboratories* 9 (2) (1967) 8–21.
- 700 [16] I. Maruyama, E. Gartner, K. Beppu, R. Kurihara, Role of alcohol-ethylene oxide polymers on the reduction of shrinkage of cement paste, *Cement and*

Concrete Research 111 (2018) 157–168. doi:10.1016/j.cemconres.2018.05.017.

- 705 [17] I. Maruyama, G. Igarashi, Cement Reaction and Resultant Physical Properties of Cement Paste, *Journal of Advanced Concrete Technology* 12 (2014) 200–213. doi:10.3151/jact.12.200.
- [18] J. Bisschop, F. K. Wittel, Contraction gradient induced microcracking in hardened cement paste, *Cement and Concrete Composites* 33 (4) (2011) 466–473. arXiv:arXiv:1509.04964v1, doi:10.1016/j.cemconcomp.710 2011.02.004.
- [19] D. P. Bentz, Influence of shrinkage-reducing admixtures on early-age properties of cement pastes, *Journal of Advanced Concrete Technology* 4 (3) (2006) 423–429. doi:10.3151/jact.4.423.
- 715 [20] J. Duchesne, M. A. Bérubé, Evaluation of the validity of the pore solution expression method from hardened cement pastes and mortars, *Cement and Concrete Research* 24 (3) (1994) 456–462.
- [21] W. Hansen, Drying Shrinkage Mechanisms in Portland Cement Paste, *Journal of the American Ceramics Society* 70 (5) (1987) 323–328. doi:10.1111/j.1151-2916.1987.tb05002.x.
- 720 [22] I. Maruyama, Multi-Scale Review for Possible Mechanisms of Natural Frequency Change of Reinforced Concrete Structures under an Ordinary Drying Condition, *Journal of Advanced Concrete Technology* 14 (2016) 691–705. doi:10.3151/jact.14.691.
- 725 [23] D. P. Bentz, Curing with shrinkage-reducing admixtures, *Concrete international* (2005) 55–60.
- [24] Y. Dang, J. Qian, Y. Qu, L. Zhang, Z. Wang, D. Qiao, X. Jia, Curing cement concrete by using shrinkage reducing admixture and curing compound, *Construction and Building Materials* 48 (2013) 992–997. doi:10.1016/j.conbuildmat.2013.07.092.

- 730 [25] R. F. Feldman, P. J. Sereda, A model for hydrated Portland cement paste as deduced from sorption-length change and mechanical properties, *Matériaux et Construction* 1 (6) (1968) 509–519. doi:10.1007/BF02473639.
- [26] H. M. Jennings, Refinements to colloid model of C-S-H in cement: CM-II, *Cement and Concrete Research* 38 (3) (2008) 275–289. arXiv:arXiv:1011.1669v3, doi:10.1016/j.cemconres.2007.10.006.
- 735 [27] A. Bentur, R. L. Berger, F. V. Lawrence, N. B. Milestone, S. Mindess, J. F. Young, Creep and drying shrinkage of calcium silicate pastes III. A hypothesis of irreversible strains, *Cement and Concrete Research* 9 (1) (1979) 83–95. doi:10.1016/0008-8846(79)90098-X.
- 740 [28] E. Gartner, I. Maruyama, J. Chen, A new model for the C-S-H phase formed during the hydration of Portland cements, *Cement and Concrete Research* 97 (2017) 95–106. doi:10.1016/j.cemconres.2017.03.001.
- [29] L. J. Parrott, W. Hansen, R. Berger, Effect of first drying upon the pore structure of hydrated alite paste, *Cement and Concrete Research* 10 (5) 745 (1980) 647–655.
- [30] G. G. Litvan, R. E. Myers, Surface area of cement paste conditioned at various relative humidities, *Cement and Concrete Research* 13 (1) (1983) 49–60. doi:10.1016/0008-8846(83)90127-8.
- 750 [31] I. Maruyama, Y. Nishioka, G. Igarashi, K. Matsui, Microstructural and bulk property changes in hardened cement paste during the first drying process, *Cement and Concrete Research* 58 (2014) 20–34. doi:10.1016/j.cemconres.2014.01.007.
- 755 [32] I. Maruyama, N. Sakamoto, K. Matsui, G. Igarashi, Microstructural changes in white Portland cement paste under the first drying process evaluated by WAXS, SAXS, and USAXS, *Cement and Concrete Research* 91 (2017) 24–32. doi:10.1016/j.cemconres.2016.10.002.

- [33] I. Maruyama, T. Ohkubo, T. Haji, R. Kurihara, Dynamic microstructural evolution of hardened cement paste during first drying monitored by ^1H NMR relaxometry, *Cement and Concrete Research* 122 (2019) 107–117. doi:10.1016/j.cemconres.2019.04.017.
- [34] D. Pearson, A. J. Allen, A study of ultrafine porosity in hydrated cements using small angle neutron scattering, *Journal of Materials Science* 20 (1) (1985) 303–315. doi:10.1007/BF00555924.
- [35] D. N. Winslow, S. Diamond, Specific surface of hardened Portland cement paste as determined by smallangle XRay scattering, *Journal of the American Ceramic Society* 57 (5) (1974) 193–197. doi:10.1111/j.1151-2916.1974.tb10856.x.
- [36] V. Baroghel-Bouny, Water vapour sorption experiments on hardened cementitious materials. Part I: Essential tool for analysis of hygral behaviour and its relation to pore structure, *Cement and Concrete Research* 37 (3) (2007) 414–437. doi:10.1016/j.cemconres.2006.11.019.
- [37] O. Coussy, P. Dangla, T. Lassabatère, V. Baroghel-Bouny, The equivalent pore pressure and the swelling and shrinkage of cement-based materials, *Materials and Structures* 37 (2004) 15–20. doi:10.1617/14080.
- [38] E. M. Gartner, J. F. Young, D. A. Damidot, I. Jawed, Hydration of portland cement, in: *Structure and performance of cements*, no. 2, 2001, pp. 57–108.
- [39] F. Rajabipour, G. Sant, J. Weiss, Interactions between shrinkage reducing admixtures (SRA) and cement paste’s pore solution, *Cement and Concrete Research* 38 (2008) 606–615. doi:10.1016/j.cemconres.2007.12.005.
- [40] I. Maruyama, J. Rymeš, M. Vandamme, B. Coasne, Cavitation of water in hardened cement paste under short-term desorption measurements, *Materials and Structures* 51 (6) (2018) 159. doi:10.1617/s11527-018-1285-x.
- [41] M. B. Pinson, T. Zhou, H. M. Jennings, M. Z. Bazant, Inferring pore connectivity from sorption hysteresis in multiscale porous media, *Journal*

- 785 of Colloid and Interface Science 532 (July 2015) (2018) 118–127. doi:
10.1016/j.jcis.2018.07.095.
- [42] M. Thommes, B. Smarsly, M. Groenewolt, P. I. Ravikovitch, A. V. Neimark,
Adsorption hysteresis of nitrogen and argon in pore networks and charac-
terization of novel micro- and mesoporous silicas, *Langmuir* 22 (2) (2006)
790 756–764. doi:10.1021/la051686h.
- [43] S. Brunauer, P. H. Emmett, E. Teller, Adsorption of gases in multimolecu-
lar layers, *Journal of the American Chemical Society* 60 (1) (1938) 309–319.
- [44] R. S. Mikhail, S. Selim, Adsorption of organic vapors in relation to the pore
structure of hardened Portland cement pastes, Highway Research Board
795 Special Report (1966) 123–134.
- [45] V. Baroghel-Bouny, J. Godin, Experimental study on drying shrinkage of
ordinary and high-performance cementitious materials, in: *International
RILEM Workshop on Shrinkage of Concrete (Shrinkage 2000)*, Paris, 2000,
pp. 215–232.
- 800 [46] S. H. Doerr, R. A. Shakesby, R. P. Walsh, Soil water repellency: Its causes,
characteristics and hydro-geomorphological significance, *Earth Science Re-
views* 51 (1-4) (2000) 33–65. doi:10.1016/S0012-8252(00)00011-8.
- [47] R. Deshpande, D.-W. Hua, D. M. Smith, C. J. Brinker, Pore structure
evolution in silica gel during aging/drying. III. Effects of surface ten-
sion, *Journal of Non-Crystalline Solids* 144 (1992) 32–44. doi:10.1016/
805 S0022-3093(05)80380-1.
- [48] S. S. Prakash, C. J. Sankaran, A. J. Hurd, S. M. Rao, Silica aere-
gel films prepared at ambient pressure by using surface derivatization
to induce reversible drying shrinkage, *Nature* 374 (6521) (1995) 439–443.
810 doi:10.1038/374439a0.

- [49] X. Zhou, L. Zhong, Y. Xu, Surface modification of silica aerogels with trimethylchlorosilane in the ambient pressure drying, *Inorganic Materials* 44 (9) (2008) 976–979. doi:10.1134/S0020168508090148.
- [50] P. B. Sarawade, J. K. Kim, A. Hilonga, H. T. Kim, Preparation of hydrophobic mesoporous silica powder with a high specific surface area by surface modification of a wet-gel slurry and spray-drying, *Powder Technology* 197 (3) (2010) 288–294. doi:10.1016/j.powtec.2009.10.006.
- [51] N. Shokri, P. Lehmann, D. Or, Effects of hydrophobic layers on evaporation from porous media, *Geophysical Research Letters* 35 (19) (2008) 1–4. doi:10.1029/2008GL035230.