



HAL
open science

Space-time registration-based model reduction of parameterized one-dimensional hyperbolic PDEs

Tommaso Taddei, Lei Zhang

► **To cite this version:**

Tommaso Taddei, Lei Zhang. Space-time registration-based model reduction of parameterized one-dimensional hyperbolic PDEs. *ESAIM: Mathematical Modelling and Numerical Analysis*, 2021, 55 (1), pp.99-130. 10.1051/m2an/2020073 . hal-03146217

HAL Id: hal-03146217

<https://hal.science/hal-03146217>

Submitted on 18 Feb 2021

HAL is a multi-disciplinary open access archive for the deposit and dissemination of scientific research documents, whether they are published or not. The documents may come from teaching and research institutions in France or abroad, or from public or private research centers.

L'archive ouverte pluridisciplinaire **HAL**, est destinée au dépôt et à la diffusion de documents scientifiques de niveau recherche, publiés ou non, émanant des établissements d'enseignement et de recherche français ou étrangers, des laboratoires publics ou privés.

SPACE-TIME REGISTRATION-BASED MODEL REDUCTION OF PARAMETERIZED ONE-DIMENSIONAL HYPERBOLIC PDES

TOMMASO TADDEI^{1,2,*} AND LEI ZHANG^{1,2}

Abstract. We propose a model reduction procedure for rapid and reliable solution of parameterized hyperbolic partial differential equations. Due to the presence of parameter-dependent shock waves and contact discontinuities, these problems are extremely challenging for traditional model reduction approaches based on linear approximation spaces. The main ingredients of the proposed approach are (i) an adaptive space-time registration-based data compression procedure to align local features in a fixed reference domain, (ii) a space-time Petrov–Galerkin (minimum residual) formulation for the computation of the mapped solution, and (iii) a hyper-reduction procedure to speed up online computations. We present numerical results for a Burgers model problem and a shallow water model problem, to empirically demonstrate the potential of the method.

Mathematics Subject Classification. 65N30, 41A45, 35L02, 90C26.

Received April 14, 2020. Accepted October 16, 2020.

1. INTRODUCTION

Several studies have demonstrated the inaccuracy of linear approximation spaces to deal with parameter-dependent hyperbolic partial differential equations (PDEs) with parameter-dependent shocks: this challenge hinders the application of parameterized model order reduction (pMOR) techniques to this class of problems. To address the slow decay of the Kolmogorov N -width of the solution manifold associated with the problem of interest [34], several authors have proposed to resort to nonlinear approximations. The goal of this paper is to develop a Lagrangian nonlinear compression method, and associated reduced-order model (ROM) for one-dimensional (systems of) conservation laws: the key element of the approach is a space-time registration procedure to improve the linear reducibility of the solution manifold. In computer vision and pattern recognition, registration refers to the process of finding a transformation that aligns two datasets; in this paper, registration refers to the process of finding a parametric spatio-temporal transformation that improves the linear compressibility of the solution manifold.

We denote by μ the vector of model parameters in the parameter region $\mathcal{P} \subset \mathbb{R}^P$, we denote by $\Omega \subset \mathbb{R}^2$ the spatio-temporal domain over which the PDE is defined, and we define the Hilbert space $\mathcal{X} = [L^2(\Omega)]^D$, where $D \geq 1$ denotes the number of state variables, and the Banach space $\text{Lip}(\Omega)$ of Lipschitz functions over Ω .

Keywords and phrases. Parameterized hyperbolic partial differential equations, model order reduction, data compression.

¹ IMB, UMR 5251, Univ. Bordeaux, 33400 Talence, France.

² Inria Bordeaux Sud-Ouest, Team MEMPHIS, 33400 Talence, France.

*Corresponding author: tommaso.taddei@inria.fr

Then, we introduce the solution U_μ to the PDE for a given μ , $U_\mu : \Omega \rightarrow \mathbb{R}^D$, and the solution manifold $\mathcal{M} := \{U_\mu : \mu \in \mathcal{P}\} \subset \mathcal{X}$. *Linear compression* methods rely on approximations of the form $U_\mu \approx \widehat{U}_\mu = Z_N \widehat{\alpha}_\mu$, where $Z_N : \mathbb{R}^N \rightarrow \mathcal{X}$ is a linear parameter-independent operator and $\widehat{\alpha} : \mathcal{P} \rightarrow \mathbb{R}^N$ is a function of the parameters. On the other hand, we might distinguish between *Eulerian* and *Lagrangian nonlinear compression* methods. We do not provide here a comprehensive survey of nonlinear compression methods, but rather cite a few representative approaches.

- Eulerian approaches [26, 39, 41, 50] consider approximations of the form $\widehat{U}_\mu := Z_{N,\mu}(\widehat{\alpha}_\mu)$, where $Z_N : \mathbb{R}^N \times \mathcal{P} \rightarrow \mathcal{X}$ is a suitably-chosen operator which might depend on the parameter μ and might also be nonlinear in the first argument.
- Lagrangian approaches [24, 33, 46, 47] rely on linear compression methods to approximate the mapped solution $\widetilde{U}_\mu := U_\mu \circ \Phi_\mu$, where $\Phi : \Omega \times \mathcal{P} \rightarrow \Omega$ is a suitably-chosen bijection from Ω into itself: the mapping Φ should be chosen to make the mapped solution manifold $\widetilde{\mathcal{M}} = \{\widetilde{U}_\mu : \mu \in \mathcal{P}\}$ more amenable for linear approximations.

Note that any Lagrangian method is equivalent to an Eulerian method with $Z_{N,\mu}(\alpha) := (\widetilde{Z}_N \alpha) \circ \Phi_\mu^{-1}$ for some linear operator $\widetilde{Z}_N : \mathbb{R}^N \rightarrow \mathcal{X}$, while the converse is not true.

Given a low-dimensional representation of the solution field U_μ for all $\mu \in \mathcal{P}$, we might distinguish between *non-intrusive* (data-fitted) and *intrusive* (projection-based) approaches for the prediction of the reduced coefficients for out-of-sample parameter values: the former rely on multi-target regression algorithms; the latter rely on Galerkin/Petrov–Galerkin projection to devise a ROM for online predictions. To guarantee fast online evaluations of projection-based ROMs, hyper-reduction techniques need to be applied: these techniques are designed to reduce assembling costs associated with residual evaluations. In the framework of linear compression methods, we refer to [11, 17, 20] for representative examples of non-intrusive techniques, and to the reduced basis literature (*e.g.*, [21, 38]) for a thorough discussion about hyper-reduced projection schemes. Non-intrusive techniques can be trivially extended to nonlinear compression methods; on the other hand, the extension of projection-based schemes is more challenging: for Lagrangian approaches, following [33, 46], we might perform projection and hyper-reduction in the mapped configuration; for Eulerian approaches, specialized techniques need to be proposed to ensure rapid ROM evaluations (see [26, 41]).

In this paper, we present a Lagrangian projection-based pMOR technique for conservation laws. Given $\mu \in \mathcal{P}$, we shall consider approximations of the form:

$$U_\mu \approx \widehat{U}_\mu \circ \Phi_\mu^{-1}, \quad \text{with } \widehat{U}_\mu = Z_N \widehat{\alpha}_\mu, \quad \Phi_\mu = \text{id} + W_M \widehat{\mathbf{a}}_\mu. \quad (1.1)$$

Here, $\text{id}(\mathbf{x}) \equiv \mathbf{x}$ is the identity map, $Z_N : \mathbb{R}^N \rightarrow \mathcal{X}$ and $W_M : \mathbb{R}^M \rightarrow [\text{Lip}(\Omega)]^2$ are suitable linear operators, and $\widehat{\alpha} : \mathcal{P} \rightarrow \mathbb{R}^N$ and $\widehat{\mathbf{a}} : \mathcal{P} \rightarrow \mathbb{R}^M$ are functions of the parameter μ . The key features of the present work are (i) a Lagrangian data compression technique for the construction of a low-dimensional representation of the solution field of the form (1.1), (ii) a kernel-based regression algorithm for the online computation of the mapping coefficients $\widehat{\mathbf{a}}_\mu$, and (iii) a space-time hyper-reduced Petrov–Galerkin (minimum residual) ROM for the online computation of the solution coefficients $\widehat{\alpha}_\mu$.

Given the space-time snapshots $\{U^k = U_{\mu^k}\}_{k=1}^{n_{\text{train}}} \subset \mathcal{M}$, our data compression procedure returns (i) the linear operators $Z_N : \mathbb{R}^N \rightarrow \mathcal{X}$ and $W_M : \mathbb{R}^M \rightarrow [\text{Lip}(\Omega)]^2$ in (1.1), and (ii) the coefficients $\{\alpha^k\}_{k=1}^{n_{\text{train}}} \subset \mathbb{R}^N$ and $\{\mathbf{a}^k\}_{k=1}^{n_{\text{train}}} \subset \mathbb{R}^M$ such that $U^k \approx \widehat{U}^k \circ (\Phi^k)^{-1}$ where $\widehat{U}^k = Z_N \alpha^k$ and $\Phi^k = \text{id} + W_M \mathbf{a}^k$. We develop an adaptive registration algorithm – which is an extension of the approach in [46] – to construct the mappings $\{\Phi^k\}_k$; on the other hand, we resort to proper orthogonal decomposition (POD, [4, 49]) to generate the low-dimensional linear approximation operators Z_N, W_M . Since the procedure can be viewed as a generalization of POD, we here refer to our approach as to RePOD (Registered POD): as rigorously showed below, our approach is *general*, that is it does not depend on the underlying mathematical model.

The registration approach in [46] relies on (i) a nonlinear non-convex optimization statement that aims at reducing the difference between a properly-chosen template $\bar{U} = U_{\bar{\mu}}$ and the mapped field $\widetilde{U}_\mu = U_\mu \circ \Phi_\mu$ for $\mu \in \{\mu^k\}_{k=1}^{n_{\text{train}}}$, and on (ii) a generalization procedure based on kernel regression to extend the mapping to the

whole parameter domain. In this work, we modify the optimization statement to penalize the distance from a low-dimensional space – here referred to as *template space* – and we propose a greedy procedure to adaptively build the template space. We remark that several authors have proposed template-fitting strategies to deal with transport [30, 32, 42]: here, by enforcing the bijectivity of Φ from Ω in itself for all $\mu \in \mathcal{P}$, we might consider a standard projection-based ROM in the mapped configuration.

Registration exploits the presence of local features (*e.g.*, shock waves) that are *topologically equivalent* for all $\mu \in \mathcal{P}$. These structures are present in a variety of physically-relevant parameter-dependent problems, including the two model problems considered in this paper. In this respect, the use of a space-time formulation is instrumental to capture the interaction between multiple shock waves: in Appendix E, we show that space-only registration is not appropriate to deal with the interaction between two shock waves, for a Burgers model problem. We observe that, starting with the seminal work [48], space-time formulations have been extensively considered in the pMOR literature: we refer to [7, 18] for applications to hyperbolic PDEs. However, while in [7, 18], space-time formulations are motivated by their superior stability and variational construction, which facilitate the error analysis, here the space-time setting is motivated by approximation considerations. In this respect, our work shares important features with the recent space-time adaptive discontinuous Galerkin (DG) method proposed in [55, 56].

Given a new value of the parameter $\mu \in \mathcal{P}$, we resort to kernel-based regression to estimate the mapping coefficients $\hat{\mathbf{a}}_\mu$, while we resort to a space-time minimum residual projection-based ROM to compute the solution coefficients $\hat{\alpha}_\mu$ in (1.1). To reduce the costs of the minimum residual ROM, we first introduce a J -dimensional empirical test space [45] \mathcal{Y}_J and then we resort to an empirical quadrature procedure (EQP, [54]) to reduce the online assembling and memory costs. In Appendix C, we present mathematical justifications for linear problems of the procedure used to construct the test space \mathcal{Y}_J ; we further present numerical results to illustrate the superiority of minimum residual ROMs compared to Galerkin ROMs.

Several authors have considered minimum residual ROMs for structural and fluid mechanics applications, [10, 28, 53]. We observe that in [10] the authors resort to Gappy-POD [8, 15] to provide hyper-reduction of projection-based ROMs; on the other hand, similarly to Grimberg *et al.* [19], we here resort to an EQP (see [16, 35]). EQPs recast the problem of hyper-reduction as a suitable sparse representation problem and then rely on approximate techniques originally developed in the signal processing and optimization literature to approximate the solution. Here, we adapt the procedure first presented in [54] for Galerkin ROMs to minimum residual ROMs to derive the sparse representation problem of interest; then, as in [16], we resort to a nonnegative linear squares method (*cf.* [25]) to find an approximate solution.

The paper is organized as follows. In Section 2, we introduce the space-time variational formulation in the mapped configuration, and we introduce the two model problems considered for numerical assessment; in Section 3, we present the data compression procedure based on space-time registration; in Section 4, we introduce the hyper-reduced Petrov–Galerkin ROM; finally, in Section 5, we present several numerical results to demonstrate the effectiveness of the proposed approach. Several appendices complete the paper.

Notation

By way of preliminaries, we introduce notation used throughout the paper. We denote by x a generic element of the spatial interval $(0, L)$ with $L > 0$, and by t a time instant in $(0, T)$ with $T > 0$. In view of the space-time formulation, we introduce the spatio-temporal domain $\Omega = (0, L) \times (0, T)$ and the gradient $\nabla := [\partial_x, \partial_t]^T$. We denote by $\mathbf{x} = (x, t)$ a generic element of Ω , and by \mathbf{n} the outward normal to $\partial\Omega$.

Given the reference domain $\tilde{\Omega} \subset \mathbb{R}^2$, we introduce the parameterized mapping $\Phi : \tilde{\Omega} \times \mathcal{P} \rightarrow \Omega$; we denote by \mathbf{X} a generic element of $\tilde{\Omega}$ and we define the mapped gradient $\tilde{\nabla} = [\partial_{X_1}, \partial_{X_2}]^T$. We further define the Jacobian matrix $\mathbf{G}_\mu := \tilde{\nabla}\Phi_\mu$ and determinant $g_\mu := \det(\tilde{\nabla}\Phi_\mu)$, which is assumed to be strictly positive over $\tilde{\Omega}$. In this work, we consider bijections from Ω into itself: for this reason, we replace $\tilde{\Omega}$ with Ω .

We define the Hilbert space $\mathcal{X} = [L^2(\Omega)]^D$ where D is the number of state variables. We denote by (\cdot, \cdot) the $L^2(\Omega)$ inner product, $(w, v) = \int_\Omega w \cdot v \, d\mathbf{x}$, and by $\|\cdot\| = \sqrt{(\cdot, \cdot)}$ the corresponding induced norm. Given the

linear space $\mathcal{W} \subset \mathcal{X}$, $\Pi_{\mathcal{W}} : \mathcal{X} \rightarrow \mathcal{W}$ denotes the projection operator onto \mathcal{W} . We further denote by $\mathbf{e}_1, \dots, \mathbf{e}_N$ the canonical basis in \mathbb{R}^N and by $\|\cdot\|_2$ the Euclidean norm. Given the linear operator $Z_N : \mathbb{R}^N \rightarrow \mathcal{X}$, we define $\zeta_n = Z_N \mathbf{e}_n$ for $n = 1, \dots, N$ and we define the space $\mathcal{Z}_N := \text{span}\{\zeta_n\}_{n=1}^N$; in the remainder, we shall assume that $\{\zeta_n\}_{n=1}^N$ is an orthonormal basis of \mathcal{Z}_N .

We further introduce the relative best-fit error E^{bf} , which is used to assess the performance of data compression. Given the reduced space $\mathcal{Z}_N \subset \mathcal{X}$ and $\mu \in \mathcal{P}$, we define

$$E^{\text{bf}}(\mu, \mathcal{Z}_N) := \frac{1}{\|U_\mu\|} \min_{\zeta \in \mathcal{Z}_N} \|U_\mu - \zeta\|. \quad (1.2a)$$

We further define the ‘‘registered’’ best-fit error as

$$E^{\text{bf}}(\mu, \mathcal{Z}_N, \Phi) := \frac{1}{\|U_\mu\|} \min_{\zeta \in \mathcal{Z}_N} \|U_\mu - \zeta \circ \Phi_\mu^{-1}\| = \frac{1}{\|U_\mu\|} \min_{\zeta \in \mathcal{Z}_N} \sqrt{\int_{\Omega} (U_\mu \circ \Phi_\mu - \zeta)^2 g_\mu \, d\mathbf{X}}. \quad (1.2b)$$

Note that the latter expression is convenient for finite element calculations – since it avoids the computation of the inverse map Φ_μ^{-1} in all quadrature points – and is used in the numerical results.

We use the method of snapshots (*cf.* [43]) to compute POD eigenvalues and eigenvectors. Given the snapshot set $\{U^k\}_{k=1}^{n_{\text{train}}} \subset \mathcal{M}$ and the inner product $(\cdot, \cdot)_{\text{pod}}$, we define the Gramian matrix $\mathbf{C} \in \mathbb{R}^{n_{\text{train}}, n_{\text{train}}}$, $\mathbf{C}_{k,k'} = (U^k, U^{k'})_{\text{pod}}$, and we define the POD eigenpairs $\{(\lambda_n, \zeta_n)\}_{n=1}^{n_{\text{train}}}$ as

$$\mathbf{C} \zeta_n = \lambda_n \zeta_n, \quad \zeta_n := \sum_{k=1}^{n_{\text{train}}} (\zeta_n)_k U^k, \quad n = 1, \dots, n_{\text{train}},$$

with $\lambda_1 \geq \lambda_2 \geq \dots \geq \lambda_{n_{\text{train}}} \geq 0$. In our implementation, we orthonormalize the modes, that is $(\zeta_n, \zeta_n)_{\text{pod}} = 1$ for $n = 1, \dots, n_{\text{train}}$. To stress dependence of the POD space on the choice of the inner product, we use notation L^2 -POD if $(\cdot, \cdot)_{\text{pod}} = (\cdot, \cdot)_{L^2(\Omega)}$, and $\|\cdot\|_2$ -POD if $(\cdot, \cdot)_{\text{pod}}$ is the Euclidean inner product. Finally, we shall choose the size N of the POD space based on the criterion

$$N := \min \left\{ N' : \sum_{n=1}^{N'} \lambda_n \geq (1 - \text{tol}_{\text{pod}}) \sum_{i=1}^{n_{\text{train}}} \lambda_i \right\}, \quad (1.3)$$

where $\text{tol}_{\text{pod}} > 0$ is a given tolerance.

High-fidelity discretization

Our reduced-order formulation relies on a high-fidelity (hf) DG finite element (FE) discretization; we refer to the textbook [22] for an introduction to DG methods for conservation laws. We denote by $\mathcal{T}_{\text{hf}} = \{\mathbf{D}^k\}_{k=1}^{N_e}$ a non-overlapping triangulation of Ω , we denote by $\{\mathbf{x}_{i,k}^{\text{hf}} : i = 1, \dots, n_{\text{lp}}, k = 1, \dots, N_e\}$ the nodes of the mesh, where n_{lp} is the number of degrees of freedom in each element, we denote by $\Psi_k : \widehat{\mathbf{D}} \rightarrow \mathbf{D}^k$ the FE mapping between the reference element $\widehat{\mathbf{D}}$ and the k -th element of the mesh, and we denote by $\partial \mathcal{T}_{\text{hf}} = \{\mathbf{f}^i\}_{i=1}^{N_f}$ the set of facets of the mesh. We denote by \mathbf{N}^+ the positive normal to a given facet in $\partial \mathcal{T}_{\text{hf}}$: \mathbf{N}^+ coincides with the outward normal on $\partial \Omega$ and is chosen arbitrarily for interior facets. We further define the negative normal $\mathbf{N}^- = -\mathbf{N}^+$. Then, we define the DG FE space of order p ,

$$\mathcal{X}_{\text{hf}} = \{v \in [L^2(\Omega)]^D : v \circ \Psi_k \in [\mathbb{P}^p(\widehat{\mathbf{D}})]^D, \quad k = 1, \dots, N_e\}, \quad (1.4)$$

where \mathbb{P}^p denotes the space of two-dimensional polynomials of total degree at most p . Given $w \in \mathcal{X}_{\text{hf}}$ and $\mathbf{X} \in \partial \mathcal{T}_{\text{hf}}$, we define $w^\pm(\mathbf{X}) = \lim_{\epsilon \rightarrow 0^+} w(\mathbf{X} - \epsilon \mathbf{N}^\pm)$.

We denote by $\{\varphi_{i,k}^d = \varphi_{i,k} \mathbf{e}_d\}_{i,k,d}$ the Lagrangian basis of the space \mathcal{X}_{hf} , with $i = 1, \dots, n_{\text{lp}} = \frac{p(p+1)}{2}$, $k = 1, \dots, N_e$, $d = 1, \dots, D$, and we define $N_{\text{hf}} = \dim(\mathcal{X}_{\text{hf}}) = n_{\text{lp}} N_e D$; to shorten notation, we might also use

the linear indexing $\varphi_j := \varphi_{i,k}^d = \varphi_{i,k} \mathbf{e}_d$ where $j = j_{i,k,d} = i + (k-1)n_{\text{lp}} + (d-1)n_{\text{lp}}N_e$. Given $w \in \mathcal{X}_{\text{hf}}$, we denote by $\mathbf{w} \in \mathbb{R}^{N_{\text{hf}}}$ the corresponding FE vector, $w(\cdot) = \sum_j (\mathbf{w})_j \varphi_j(\cdot)$. With some abuse of notation, given the functional $F \in \mathcal{X}'_{\text{hf}}$, we denote by $\mathbf{F} \in \mathbb{R}^{N_{\text{hf}}}$ the corresponding FE vector such that $(\mathbf{F})_j = F(\varphi_j)$, for $j = 1, \dots, N_{\text{hf}}$.

In view of the definition of the ROM, we introduce the discrete L^2 and H^1 norms $\mathbf{X}_{\text{hf}}, \mathbf{Y}_{\text{hf}} \in \mathbb{R}^{N_{\text{hf}}, N_{\text{hf}}}$ such that

$$\begin{cases} (\mathbf{X}_{\text{hf}})_{j,j'} = \sum_{k=1}^{N_e} \int_{\mathbb{D}^k} \varphi_{j'} \cdot \varphi_j \, d\mathbf{X}, \\ (\mathbf{Y}_{\text{hf}})_{j,j'} = \sum_{k=1}^{N_e} \int_{\mathbb{D}^k} \varphi_{j'} \cdot \varphi_j + \nabla \varphi_{j'} \cdot \nabla \varphi_j \, d\mathbf{X}, - \int_{\partial \mathbb{D}^k} \mathcal{H}^d(\varphi_{j'}, \varphi_j; \mathbb{1}, \mathbf{N}) \, d\mathbf{X} \end{cases} \quad (1.5)$$

where $\mathcal{H}^d(\cdot, \cdot; \mathbb{1}, \mathbf{N})$ is a suitable diffusion flux, here associated with the diffusion matrix $\mathbf{K} = \mathbb{1}$. In this work, we consider the BR2 flux introduced in [3] (see also [2]). We refer to [1] for a detailed discussion concerning the analysis of DG formulations for second-order elliptic problems. In the following, with some abuse of notation, we denote by \mathcal{X}_{hf} the linear space (1.4) equipped with the discrete L^2 norm $\|v\| := \sqrt{\mathbf{v}^T \mathbf{X}_{\text{hf}} \mathbf{v}}$, and we denote by \mathcal{Y}_{hf} the linear space (1.4) equipped with the discrete H^1 norm $\|v\| := \sqrt{\mathbf{v}^T \mathbf{Y}_{\text{hf}} \mathbf{v}}$: note that \mathcal{X}_{hf} and \mathcal{Y}_{hf} coincide as linear spaces but are different Hilbert spaces. We denote by $\mathbf{R}_{\mathcal{Y}_{\text{hf}}} : \mathcal{Y}'_{\text{hf}} \rightarrow \mathcal{Y}_{\text{hf}}$ the Riesz operator in \mathcal{Y}_{hf} .

In view of registration, given the mesh \mathcal{T}_{hf} , we define the mapped mesh $\Phi(\mathcal{T}_{\text{hf}})$ associated with the mapping $\Phi : \Omega \rightarrow \Omega$ such that $\Phi(\mathcal{T}_{\text{hf}})$ shares with \mathcal{T}_{hf} the same connectivity matrix and the nodes are given by $\{\Phi(\mathbf{x}_{i,k}^{\text{hf}}) : i = 1, \dots, n_{\text{lp}}, k = 1, \dots, N_e\}$. Furthermore, we define the FE space of order p such that

$$\mathcal{X}_{\text{hf},\Phi} = \{v \in [L^2(\Omega)]^D : v \circ \Psi_{k,\Phi} \in [\mathbb{P}^p(\widehat{\mathbb{D}})]^D, \quad k = 1, \dots, N_e\}, \quad (1.6)$$

where $\Psi_{k,\Phi}$ is the FE mapping between the reference element $\widehat{\mathbb{D}}$ and the k -th element of $\Phi(\mathcal{T}_{\text{hf}})$. Given $w \in \mathcal{X}_{\text{hf}}$, we can define the FE field w_Φ in $\mathcal{X}_{\text{hf},\Phi}$ such that $w_\Phi(\Phi(\mathbf{x}_{i,k}^{\text{hf}})) = w(\mathbf{x}_{i,k}^{\text{hf}})$: note that w_Φ and w share the same FE vector and w_Φ is an approximation of $w \circ \Phi^{-1}$ – and $w_\Phi \equiv w \circ \Phi^{-1}$ if Φ is piecewise linear.

2. FORMULATION

2.1. Space-time formulation of conservation laws

In this section, we omit dependence on the parameter μ for notational brevity. We consider a general system of one-dimensional conservation laws:

$$\begin{cases} \partial_t U + \partial_x f(U) = S(U) & \text{in } \Omega \\ U(\cdot; 0) = U_{\text{D},0}(\cdot) & \text{on } \Gamma_{\text{in},0} := (0, L) \times \{0\} \end{cases} \quad (2.1)$$

where $U : \Omega \rightarrow \mathbb{R}^D$ is the vector of conserved variables, $f : \mathbb{R}^D \rightarrow \mathbb{R}^D$ is the physical flux, and $S : \mathbb{R}^D \rightarrow \mathbb{R}^D$ is the source term. The problem is completed with suitable boundary conditions, which depend on the number of incoming characteristics. We provide two examples of problems of the form (2.1) at the end of this section. We remark that the solution U may contain discontinuities and might not be unique: we here seek U satisfying (2.1) away from discontinuities and satisfying suitable Rankine-Hugoniot and entropy conditions at discontinuities, [27].

We recast (2.1) as

$$\nabla \cdot F(U) = S(U) \quad \text{in } \Omega \quad (2.2)$$

where $F(U) = [f(U), U]$, $F : \mathbb{R}^D \rightarrow \mathbb{R}^{D,2}$. The problem is completed with suitable boundary conditions on $\{0, L\} \times (0, T)$, which depend on the number of incoming characteristics. Note that at $\Gamma_{\text{in},0}$ all D characteristics are incoming and at $(0, L) \times \{T\}$ all D characteristics are outward: this implies that (2.2) requires the prescription

of the full initial datum at $t = 0$ and does not require any condition at $t = T$, consistently with (2.1). Note that, for a proper choice of F , (2.2) encapsulates two-dimensional steady conservation laws and unsteady one-dimensional conservation laws.

We recast (2.2) on a reference domain: this will lead to the variational formulation exploited in section 4 for model reduction. Given the mapping $\Phi : \Omega \rightarrow \Omega$, recalling standard change-of-variable formulas (cf. Appendix A), we obtain that the mapped solution field $\tilde{U} = U \circ \Phi$ satisfies

$$\tilde{\nabla} \cdot F_{\Phi}(\tilde{U}) = S_{\Phi}(\tilde{U}) \quad \text{in } \Omega, \quad (2.3a)$$

where

$$F_{\Phi}(\cdot) = gF(\cdot)\mathbf{G}^{-T}, \quad S_{\Phi}(\cdot) = gS(\cdot). \quad (2.3b)$$

We recall that \mathbf{G}, g are the Jacobian matrix and determinant defined in the introduction.

Remark 2.1. Arbitrary Lagrangian Eulerian (ALE, [14, 23]) methods involve the use of space-time mappings of the form $\Phi(X, t) = [\Phi_1(X, t), t]$: this class of mappings allows the use of time-marching schemes to solve (2.2). Note, however, that the deformation that can be achieved using this class of mappings is relatively modest: in particular, for any given time $t > 0$, the mapped solution \tilde{U} has the same number of discontinuities as U , possibly at different locations. In the numerical results of Section 5 and Appendix E, we empirically show that the possibility of “moving” shock waves in space and time is key to improve the linear reducibility of the mapped manifold.

2.2. High-fidelity space-time formulation

We discretize (2.3) using a high-order nodal DG method. In presence of shocks and other discontinuities, high-order schemes for hyperbolic PDEs require specific stabilization techniques to avoid instabilities. In this work, we resort to the sub-cell shock capturing method based on artificial viscosity proposed in [37]. More in detail, we consider the piecewise-constant artificial viscosity

$$\varepsilon(U)|_{\mathbb{D}^k} = \varepsilon_0 + \varepsilon_{\text{pp}}(\log_{10} S_k), \quad S_k = \frac{\|s(U) - \Pi_{p-1}s(U)\|_{L^2(\mathbb{D}^k)}}{\|s(U)\|_{L^2(\mathbb{D}^k)}}, \quad (2.4a)$$

where $\varepsilon_0 > 0$ is a positive constant, $s(U)$ is a suitable scalar function of the state, $\Pi_{p-1} : \mathbb{P}^p \rightarrow \mathbb{P}^{p-1}$ is the projection onto the space of polynomials of total degree $p - 1$, and

$$\varepsilon_{\text{pp}}(s) = \begin{cases} 0 & s < s_0 - \kappa \\ \frac{\varepsilon_0}{2} \left(1 + \sin \left(\frac{\pi(s - s_0)}{2\kappa} \right) \right) & s_0 - \kappa \leq s < s_0 + \kappa \\ \varepsilon_0 & s \geq s_0 + \kappa \end{cases} \quad (2.4b)$$

In this work, we consider $s(U) = U$ for Burgers equation and $s(U) = h$ for the shallow water equations (here, h is the flow height, see Sect. 2.3.2); representative values of the constants in (2.4) considered in the numerical simulations are $s_0 = -2.5, \kappa = 1.5, \varepsilon_0 = 10^{-2}, \varepsilon_0 = 5 \times 10^{-4}$.

We have now the elements to introduce the DG discretization of (2.3): find $\tilde{U}_{\text{hf}} \in \mathcal{X}_{\text{hf}}$ such that

$$R_{\Phi}(\tilde{U}_{\text{hf}}, v) = R_{\Phi}^c(\tilde{U}_{\text{hf}}, v) + R^d(\tilde{U}_{\text{hf}}, v) = 0, \quad \forall v \in \mathcal{X}_{\text{hf}}, \quad (2.5)$$

where the variational discrete operator $R_{\Phi} : \mathcal{X}_{\text{hf}} \times \mathcal{X}_{\text{hf}} \rightarrow \mathbb{R}$ is the sum of the convection and diffusion contributions. Here, R_{Φ}^c is given by

$$R_{\Phi}^c(w, v) = \sum_{k=1}^{N_e} r_k^c(w, v) = \sum_{k=1}^{N_e} \int_{\partial \mathbb{D}^k} v \cdot \mathcal{H}_{\Phi}(w^+, w^-, \mathbf{N}) d\mathbf{X} - \int_{\mathbb{D}^k} \tilde{\nabla} v \cdot F_{\Phi}(w) d\mathbf{X} - \int_{\mathbb{D}^k} v \cdot S_{\Phi}(w) d\mathbf{X}, \quad (2.6a)$$

where \mathcal{H}_Φ is the numerical convective flux. Following [56], we choose \mathcal{H}_Φ such that

$$\mathcal{H}_\Phi(\tilde{U}_{\text{hf}}^+, \tilde{U}_{\text{hf}}^-, \mathbf{N}) = \|g\mathbf{G}^{-T}\mathbf{N}\|_2 \mathcal{H}(\tilde{U}_{\text{hf}}^+, \tilde{U}_{\text{hf}}^-, \mathbf{n}), \quad \text{with } \mathbf{n} = \frac{\mathbf{G}^{-T}\mathbf{N}}{\|\mathbf{G}^{-T}\mathbf{N}\|_2}, \quad (2.6b)$$

where \mathcal{H} is a standard numerical flux in the physical domain. Note that for piecewise-linear maps (2.6) is equivalent to the ‘‘Eulerian’’ DG convective term associated with the numerical flux \mathcal{H} , and with the triangulation $\mathcal{T}_{\text{hf}}^* = \{\Phi(\mathbb{D}^k)\}_{k=1}^{N_e}$. In the numerical examples of this paper, we resort to the local Lax-Friedrichs (Rusanov) flux:

$$\mathcal{H}(U^+, U^-, \mathbf{n}) = \frac{1}{2}(F(U^+) + F(U^-)) - \frac{\tau}{2}\mathbf{n}^+(U^+ - U^-)^T, \quad \tau := \max\{|\partial_U F(U^+)\mathbf{n}|, |\partial_U F(U^-)\mathbf{n}|\}. \quad (2.6c)$$

The diffusion form R^d is defined as

$$R^d(w, v) = \sum_{k=1}^{N_e} r_k^d(w, v) = \sum_{k=1}^{N_e} \int_{\partial\mathbb{D}^k} \mathcal{H}^d(w, v; \varepsilon(U)\mathbb{1}, \mathbf{N}) \, d\mathbf{X} - \int_{\mathbb{D}^k} \varepsilon(U) \tilde{\nabla} w \cdot \tilde{\nabla} v \, d\mathbf{X}, \quad (2.7)$$

where \mathcal{H}^d is the BR2 diffusion flux associated with the diffusion matrix $\mathbf{K} = \varepsilon(U)\mathbb{1}$. Note that we consider an artificial-diffusion form that is independent of the mapping Φ .

Remark 2.2. In this work, we resort to the space-time solver discussed here to generate the hf snapshots; the space-time formulation of the conservation law (2.1) also provides the foundations for the projection-based ROM proposed in Section 4. We envision, however, that space-time solvers might not be feasible for large-scale two-dimensional and three-dimensional problems: in this case, we might employ a third-party time-marching solver to generate the space-time snapshots and then use the space-time formulation exclusively for ROM calculations. We refer to a future work for the integration between an external time-marching solver and the space-time ROM. We further remark that other choices for the convection and diffusion fluxes and for the artificial viscosity are available: we refer to the DG literature for thorough discussions and comparisons.

2.3. Model problems

2.3.1. A Burgers model problem

We consider the Burgers equation:

$$\begin{cases} \partial_t U_\mu + \frac{1}{2} \partial_x U_\mu^2 = 0 & (x, t) \in \Omega = (0, L) \times (0, T) \\ U_\mu(x, 0) = U_{\text{D},\mu}(x) & x \in (0, L) \\ U_\mu(0, t) = U_{\text{D},\mu}(0) & t \in (0, T) \end{cases} \quad (2.8a)$$

where $L = 1$, $T = 0.8$, and

$$U_{\text{D},\mu}(x) = \mu_1 \left(2 - H_\nu(x - \mu_2) - H_\nu \left(x - \frac{1}{2} \right) \right) + 0.3 \sin(\pi x), \quad H_\nu(s) = \frac{1}{1 + e^{-\nu s}}, \quad \nu = 260. \quad (2.8b)$$

Here, we consider the parameter domain $\mathcal{P} = [1, 1.3] \times [0.25, 0.35]$. We observe that a similar model problem has been considered in Section 4.2 of [36].

Figure 1 shows the behavior of U over Ω for two values of μ . The solution is characterized by the transition between the three ‘‘prototypical’’ behaviors depicted in Figure 2: for small values of t , the solution exhibits two shock waves (*cf.* Fig. 2a); for intermediate values of t , the solution exhibits one shock wave (*cf.* Fig. 2b); for large values of t , the solution is nearly constant over $(0, L)$ (*cf.* Fig. 2c). Despite its simplicity, this problem is extremely challenging for model reduction techniques: linear methods (*i.e.*, methods based on linear approximation spaces) require a large number of modes to correctly represent the solution; on the other hand, to our knowledge, the transition from two shocks to one shock and from one shock to the smooth solution poses fundamental challenges for several nonlinear proposals: see the discussion in [41].

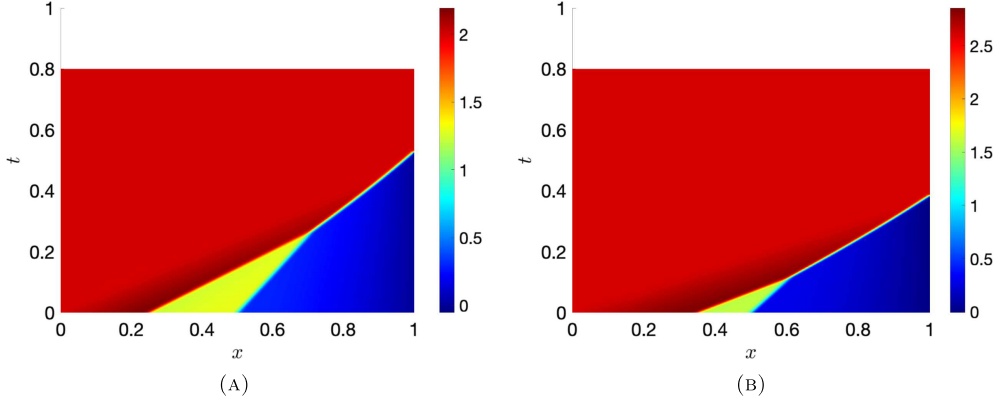


FIGURE 1. Solution to Burgers equation. (A) $\mu = [1, 0.25]$. (B) $\mu = [1.35, 0.35]$.

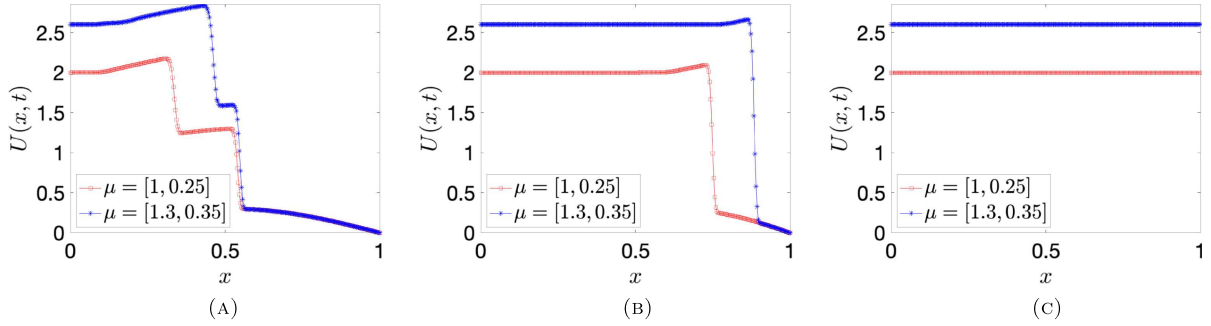


FIGURE 2. Solution to Burgers equation for $\mu = [1, 0.25]$ and $\mu = [1.35, 0.35]$ at three different time instants. (A) $t = 0.05$. (B) $t = 0.3$. (C) $t = 0.8$.

2.3.2. A shallow-water model problem

We consider a transient shallow water (Saint Venant) flow over a bump in a frictionless channel. We here denote by $U = [h, q]^T$ the vector of conserved variables, where $q = hu$ is the discharge, h is the flow height, and u is the flow x -velocity; then, we introduce the flux $f(U) := [q, hu^2 + \frac{g}{2}h^2]^T$ where $g = 9.81$ is the gravity acceleration; we further introduce the (parameter-independent) bathymetry b such that

$$b(x) := -0.2 + e^{-0.125(x-10)^4}. \quad (2.9a)$$

We consider the system of Saint-Venant equations:

$$\begin{cases} \partial_t U_\mu + \partial_x f(U_\mu) = S(U_\mu) & (x, t) \in \Omega = (0, L) \times (0, T); \\ U_\mu(x, 0) = U_{\text{bf}}(x) & x \in (0, L); \\ q_\mu(0, t) = q_{\text{in}, \mu}(t), \quad h_\mu(L, t) = h_\infty & t \in (0, T); \end{cases} \quad (2.9b)$$

where $L = 25$, $T = 3$, $h_\infty = 2$, the source term satisfies $S(U) = [0, -gh\partial_x b]^T$ and the discharge $q_{\text{in}, \mu}$ satisfies

$$q_{\text{in}, \mu}(t) = q_0 \left(1 + \mu_1 t e^{-\frac{1}{2\mu_2^2}(t-0.05)^2} \right), \quad q_0 = 4.4. \quad (2.9c)$$

Note that the parameter μ_1 influences the peak of the incoming discharge, while μ_2 affects the time scale and the integral $\int_0^T q_{\text{in}, \mu}(t) dt$. Here, we consider $\mu \in \mathcal{P} = [2, 8] \times [0.1, 0.2]$. Finally, U_{bf} corresponds to the limit

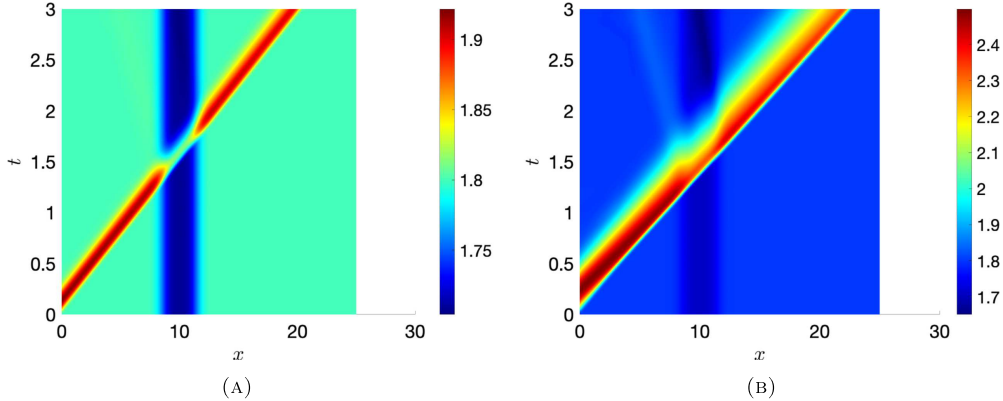


FIGURE 3. Solution to shallow water equations; behavior of the free surface $z = h + b$. (A) $\mu = [2, 0.1]$. (B) $\mu = [8, 0.2]$.

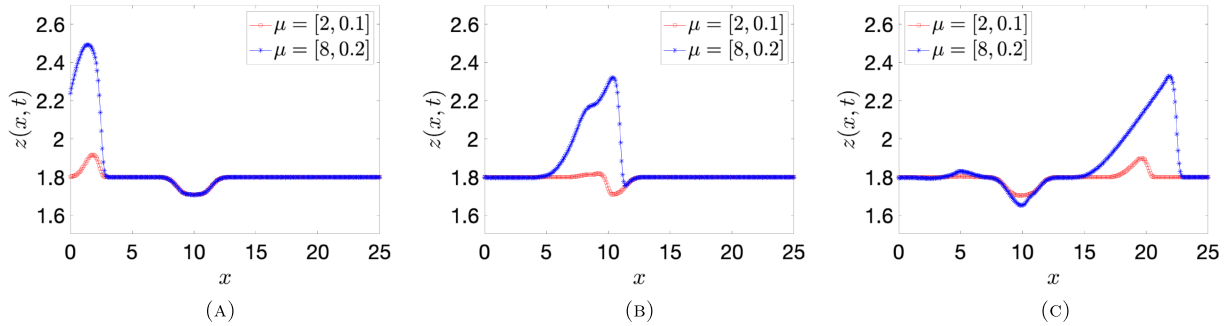


FIGURE 4. Solution to shallow water equations; behavior of the free surface $z = h + b$ for $\mu = [2, 0.1]$ and $\mu = [8, 0.2]$ at three different time instants. (A) $t = 0.4$. (B) $t = 1.5$. (C) $t = 3$.

solution for $t \rightarrow \infty$ of the PDE:

$$\begin{cases} \partial_t U + \partial_x f(U) = S(U) & (x, t) \in \Omega = (0, L) \times (0, \infty); \\ U(x, 0) = 0 & x \in (0, L); \\ q(0, t) = q_0, \quad h(L, t) = h_\infty, & t \in (0, \infty). \end{cases} \quad (2.9d)$$

In Figures 3 and 4, we show the behavior of the free surface $z = h + b$ for two values of the parameter μ in \mathcal{P} . We observe that for $t \approx 1.5$ the incoming wave associated with the inflow boundary condition interacts with the bump; for sufficiently large values of μ_1 , we also observe a backward-propagating wave generated by the interaction between the incoming wave and the bump.

3. DATA COMPRESSION (REPOD)

We denote by $\mathcal{W}_{\text{hf}} = \text{span}\{\varphi_m^{\text{hf}}\}_{m=1}^{M_{\text{hf}}}$ a M_{hf} -dimensional space contained in $\text{Lip}(\Omega; \mathbb{R}^2)$; following [46], given the identity function $\text{id}(\mathbf{X}) = \mathbf{X}$ for all $\mathbf{X} \in \Omega$, we seek mappings of the form

$$\Phi_\mu(\mathbf{X}) = \text{id}(\mathbf{X}) + \varphi_\mu(\mathbf{X}), \quad \varphi_\mu \in \mathcal{W}_{\text{hf}}, \quad \forall \mu \in \mathcal{P}. \quad (3.1)$$

We refer to φ as to parameterized displacement, and we denote by \mathcal{C}_{hf} a subset of \mathcal{W}_{hf} such that $\Phi = \text{id} + \varphi$ is bijective from Ω in itself for all $\varphi \in \mathcal{C}_{\text{hf}}$.

We devise a computational procedure that takes as input the snapshots $\{U^k\}_{k=1}^{n_{\text{train}}} \subset \mathcal{M}$ and returns (i) the linear operators $Z_N : \mathbb{R}^N \rightarrow \mathcal{X}$ and $W_M : \mathbb{R}^M \rightarrow [\text{Lip}(\Omega)]^2$ in (1.1), and (ii) the coefficients $\{\alpha^k\}_{k=1}^{n_{\text{train}}} \subset \mathbb{R}^N$ and $\{\mathbf{a}^k\}_{k=1}^{n_{\text{train}}} \subset \mathbb{R}^M$ such that $U^k \approx \widehat{U}^k \circ (\Phi^k)^{-1}$, with $\widehat{U}^k = Z_N \alpha^k$ and $\Phi^k = \text{id} + W_M \mathbf{a}^k$. Towards this end, we proceed as follows.

- (1) In Section 3.1, we present guidelines for the definition of the space \mathcal{W}_{hf} and we provide sufficient and computationally-feasible conditions for the bijectivity of Φ . The discussion exploits results first presented in [46] and is here reported for completeness.
- (2) In Section 3.2.1, given a dictionary of functions – here referred to as *template space* – $\mathcal{T}_N \subset L^2(\Omega)$ and the field \mathfrak{s}^k , we present a general optimization-based procedure for the construction of a mapping Φ^k such that $\tilde{\mathfrak{s}}^k = \mathfrak{s}^k \circ \Phi^k$ is well-approximated by elements in \mathcal{T}_N . Our approach is a generalization of the optimization-based technique in [46]; it exploits the theoretical results of Section 3.1 to effectively enforce the bijectivity of the mapping. The field \mathfrak{s}^k is a suitable function of the k -th snapshot, $\mathfrak{s}^k = \mathfrak{s}(U^k)$, that will be introduced below.
- (3) In Section 3.2.2, we present a greedy procedure for the adaptive construction of the template space \mathcal{T}_N . Our greedy approach returns the mappings $\{\Phi^k\}_k$ for all training points and the low-dimensional operator $W_M : \mathbb{R}^M \rightarrow \mathcal{W}_M \subset \mathcal{W}_{\text{hf}}$ such that $\Phi^k = \text{id} + W_M \mathbf{a}^k$, for some $\mathbf{a}^1, \dots, \mathbf{a}^{n_{\text{train}}} \in \mathbb{R}^M$.
- (4) In Section 3.3, we finally apply POD to the mapped snapshots $\{\widehat{U}^k = U^k \circ \Phi^k\}_k$ to obtain the reduced operator $Z_N : \mathbb{R}^N \rightarrow \mathcal{Z}_N \subset \mathcal{X}$ and the solution coefficients $\alpha^1, \dots, \alpha^{n_{\text{train}}} \in \mathbb{R}^N$.

3.1. Affine mappings

Next Proposition provides the mathematical foundations for the registration algorithm discussed below.

Proposition 3.1 ([46], Prop. 2.3). *Given $\Omega = (0, L) \times (0, T)$, consider the mapping $\Phi = \text{id} + \varphi$, where*

$$\begin{cases} \varphi \cdot \mathbf{e}_1 = 0 & \text{on } \{\mathbf{X} : X_1 = 0, \text{ or } X_1 = L\}, \\ \varphi \cdot \mathbf{e}_2 = 0 & \text{on } \{\mathbf{X} : X_2 = 0, \text{ or } X_2 = T\}. \end{cases} \quad (3.2)$$

Then, Φ is bijective from Ω into itself if

$$\min_{\mathbf{X} \in \bar{\Omega}} g(\mathbf{X}) = \det \left(\widetilde{\nabla} \Phi(\mathbf{X}) \right) > 0. \quad (3.3)$$

It can be shown that mappings satisfying (3.2) and (3.3) map each edge of the rectangle in itself and each corner in itself. We here enforce condition (3.2) for all elements of the search space \mathcal{W}_{hf} : more precisely, we consider $\mathcal{W}_{\text{hf}} = \text{span}\{\varphi_m^{\text{hf}}\}_{m=1}^{M_{\text{hf}}}$ with

$$\begin{cases} \varphi_{m=i+(i'-1)\bar{M}}^{\text{hf}}(\mathbf{X}) = \ell_i \left(\frac{X_1}{L} \right) \ell_{i'} \left(\frac{X_2}{T} \right) \frac{X_1}{L^2} (L - X_1) \mathbf{e}_1 \\ \varphi_{m=\bar{M}^2+i+(i'-1)\bar{M}}^{\text{hf}}(\mathbf{X}) = \ell_i \left(\frac{X_1}{L} \right) \ell_{i'} \left(\frac{X_2}{T} \right) \frac{X_2}{T^2} (T - X_2) \mathbf{e}_2 \end{cases} \quad i, i' = 1, \dots, \bar{M}, \quad (3.4)$$

where $\{\ell_i\}_{i=1}^{\bar{M}}$ are the first \bar{M} Legendre polynomials in $(0, 1)$ and $M_{\text{hf}} = 2\bar{M}^2$. Clearly, other choices satisfying (3.2) (e.g., Fourier expansions) might also be considered. On the other hand, condition (3.3) is difficult to impose computationally and should be replaced by a computationally feasible surrogate.

We propose to replace (3.3) with the approximation

$$\int_{\Omega} \exp \left(\frac{\epsilon - g(\mathbf{X})}{C_{\text{exp}}} \right) + \exp \left(\frac{g(\mathbf{X}) - 1/\epsilon}{C_{\text{exp}}} \right) dX \leq \delta, \quad (3.5)$$

where $\epsilon \in (0, 1)$; we further define the subset \mathcal{C}_{hf} of \mathcal{W}_{hf} as

$$\mathcal{C}_{\text{hf}} = \{\varphi \in \mathcal{W}_{\text{hf}} : \Phi = \text{id} + \varphi \text{ satisfies (3.5)}\}. \quad (3.6)$$

Provided that φ is sufficiently smooth, condition (3.5) enforces the bijectivity of the mapping: more precisely, given $\epsilon \in (0, 1)$ and $C > 0$ there exist $\delta, C_{\text{exp}} > 0$ such that if φ belongs to

$$\mathcal{C}_{\text{hf}} \cap \mathcal{B}_{C, \infty} = \left\{ \varphi \in \mathcal{C}_{\text{hf}} : \|\tilde{\nabla} g\|_{L^\infty(\Omega)} \leq C \right\},$$

then Φ is a bijection from Ω in itself (see [46], Sect. 2.2).

The constant $\epsilon \in (0, 1)$ can be interpreted as the maximum allowed pointwise contraction induced by the mapping Φ and by its inverse. On the other hand, we observe that the constant δ should satisfy

$$\delta \geq |\Omega| \left(\exp\left(\frac{\epsilon - 1}{C_{\text{exp}}}\right) + \exp\left(\frac{1 - 1/\epsilon}{C_{\text{exp}}}\right) \right), \quad (3.7)$$

so that $\varphi = \mathbf{0}$ is admissible. In all our numerical examples, we choose

$$\epsilon = 0.1, \quad C_{\text{exp}} = 0.025\epsilon, \quad \delta = |\Omega|. \quad (3.8)$$

3.2. Registration

3.2.1. Optimization-based registration

We first present the registration procedure for a single field. Given the set \mathcal{C}_{hf} in (3.6), we introduce the template space $\mathcal{T}_N = \text{span}\{\psi_n\}_{n=1}^N \subset L^2(\Omega)$, the M -dimensional space $\mathcal{W}_M \subset \mathcal{W}_{\text{hf}}$, and the target snapshot $U^k = U_{\mu^k}$. Then, we propose to build $\Phi^k = \text{id} + \varphi^k$ as the solution to

$$\min_{\psi \in \mathcal{T}_N, \varphi \in \mathcal{W}_M} \mathfrak{f}(\psi, \text{id} + \varphi, \mu^k) + \xi |\varphi|_{H^2(\Omega)}^2, \quad \text{s.t. } \varphi \in \mathcal{C}_{\text{hf}}. \quad (3.9a)$$

The functional $\mathfrak{f} : L^2(\Omega) \times [\text{Lip}(\Omega)]^2 \times \mathcal{P} \rightarrow \mathbb{R}_+$ – which is here referred to as *proximity measure* – is given by

$$\mathfrak{f}(\psi, \Phi, \mu) := \int_{\Omega} (\mathfrak{s}(U_\mu) \circ \Phi - \psi)^2 \, d\mathbf{X}; \quad (3.9b)$$

Here, $\mathfrak{s} : \mathcal{X} \rightarrow L^2(\Omega)$ is a suitable *registration sensor* that will be introduced below. On the other hand, the H^2 seminorm is given by $|\mathbf{v}|_{H^2(\Omega)}^2 := \sum_{i,j,k=1}^d \int_{\Omega} \left(\hat{\partial}_{i,j}^2 v_k \right)^2 \, dX$ for all $\mathbf{v} \in H^2(\Omega; \mathbb{R}^d)$. The constraint $\varphi \in \mathcal{C}_{\text{hf}}$ in (3.9a), which was introduced in (3.5), weakly enforces that $g \in [\epsilon, 1/\epsilon]$ and thus that Φ is a bijection from Ω into itself for all admissible solutions to (3.9a).

We observe that, compared to [46], we here optimize with respect to both displacement, φ , and template ψ . Rather than minimizing the distance from a template field $\bar{\psi}$ in the mapped configuration, we here minimize the best-fit error from a given linear space: in our experience, the statement in (3.9a) outperforms the one in [46] for fields with several local extrema for which a one-dimensional template might not suffice. Note that the optimal solution (ψ^k, φ^k) to (3.9) satisfies $\psi^k = \Pi_{\mathcal{T}_N}(\mathfrak{s}(U_{\mu^k}) \circ \Phi^k)$: for moderate values of N , we empirically find that the cost of solving (3.9) is comparable to the cost of solving the statement in [46].

Since $|v|_{H^2(\Omega)} = 0$ for all linear polynomials, we find that the penalty term measures deviations from linear maps; in particular, we find that mapping and displacement have the same H^2 seminorm, that is $|\text{id} + \varphi|_{H^2(\Omega)} = |\varphi|_{H^2(\Omega)}$. Due to the condition $\Phi(\Omega) = \Omega$, we might further interpret the penalty as a measure of the deviations from the identity map. The penalty in (3.9a) can be further interpreted as a Tikhonov regularization, and has the effect to control the gradient of the Jacobian determinant g – recalling the discussion in Section 3.1, the latter is important to enforce bijectivity. The hyper-parameter ξ balances accuracy – measured by \mathfrak{f} – and smoothness of the mapping. If we write $\varphi = \sum_{m=1}^{M_{\text{hf}}} a_m \varphi_m^{\text{hf}}$, we obtain that $|\Phi|_{H^2(\Omega)} = \mathbf{a}^T \mathbf{A}^{\text{reg}} \mathbf{a}$ with $\mathbf{A}^{\text{reg}} \in \mathbb{R}^{M_{\text{hf}}, M_{\text{hf}}}$ such that $A_{m,m'}^{\text{reg}} = ((\varphi_{m'}^{\text{hf}}, \varphi_m^{\text{hf}}))_{H^2(\Omega)}$ for $m, m' = 1, \dots, M_{\text{hf}}$ – $((\cdot, \cdot))_{H^2(\Omega)}$ is the bilinear form associated with $|\cdot|_{H^2(\Omega)}$. Since $\varphi_1^{\text{hf}}, \dots, \varphi_{M_{\text{hf}}}^{\text{hf}}$ are polynomials, computation of the entries of \mathbf{A}^{reg} is straightforward. Finally, since the registration problem is non-convex in φ , careful initialization of the iterative optimization algorithm is important: we refer to Section 3.1.2 [46] for further details.

Remark 3.2 (Choice of the registration sensor \mathfrak{s}). As for shock capturing methods (e.g., [37]), the choice of the sensor \mathfrak{s} is important to correctly capture relevant features associated with the solution field. In this work, we consider $\mathfrak{s}(U) = U$ for the Burgers equation and $\mathfrak{s}(U) = h$ for the shallow water equations: a general strategy for the choice of the registration sensor is beyond the scope of the present paper. For nearly discontinuous fields, we empirically found that filtering might improve the robustness of the registration procedure. In this work, we resort to a spatial moving average filter based on the Matlab routine `smooth`.

3.2.2. Parametric registration

In Algorithm 1, we propose a Greedy procedure to iteratively build a low-dimensional approximation space $\mathcal{W}_M \subset \mathcal{W}_{\text{hf}}$ for the displacement field and the template space \mathcal{T}_N . Here, the routine

$$[\varphi^*, \psi^*, \mathfrak{f}_{N,M}^*] = \text{registration}(U, \mathcal{T}_N, \mathcal{W}_M, C_{\text{exp}}, \delta, \epsilon, \xi)$$

takes as input the target snapshot U , the template space \mathcal{T}_N , the displacement space \mathcal{W}_M , the constants $C_{\text{exp}}, \delta, \epsilon > 0$ (cf. (3.5)), and the weighting parameter $\xi > 0$ (cf. (3.9a)), and returns a local minimum (φ^*, ψ^*) to (3.9a) and the corresponding value of the proximity measure $\mathfrak{f}_{N,M}^* := \|\psi^* \circ (\text{id} + \varphi^*) - U\|_{L^2(\Omega)}^2$. On the other hand, the routine

$$[\mathcal{W}_M, \{\mathbf{a}^k\}_{k=1}^{n_{\text{train}}}] = \text{POD}(\{\varphi^{*,k}\}_{k=1}^{n_{\text{train}}}, \text{tol}_{\text{pod}}, (\cdot, \cdot)_*)$$

takes as input the optimal displacement fields obtained by repeatedly solving (3.9a) for different target snapshots, the tolerance $\text{tol}_{\text{pod}} > 0$, and the inner product $(\cdot, \cdot)_*$, and returns the POD space associated with the first M modes $\mathcal{W}_M = \text{span}\{\varphi_m\}_{m=1}^M$, where M is chosen according to (1.3), and the vectors of coefficients $\{\mathbf{a}^k\}_k$ such that $(\mathbf{a}^k)_m = (\varphi_m, \varphi^{*,k})_*$. As in [46], we consider the inner product

$$(\phi', \phi)_* = \mathbf{a}' \cdot \mathbf{a}, \quad \text{for any } \phi, \phi' \text{ s.t. } \phi = \sum_{m=1}^{M_{\text{hf}}} (\mathbf{a})_m \varphi_m^{\text{hf}}, \quad \phi' = \sum_{m=1}^{M_{\text{hf}}} (\mathbf{a}')_m \varphi_m^{\text{hf}}. \quad (3.10)$$

If $\mathcal{W}_{\text{hf}} = \emptyset$, Algorithm 1 reduces to the well-known strong-Greedy algorithm (see, e.g., [5]) for the manifold $\mathcal{M}_{\mathfrak{s}} = \{\mathfrak{s}(U_\mu) : \mu \in \mathcal{P}\}$. In our experience, for moderate values of N_{max} , the offline cost is dominated by the cost of performing the first iteration: POD indeed effectively leads to an approximation space \mathcal{W}_M of size $M \ll M_{\text{hf}}$ and ultimately simplifies the solution to the optimization problem for the subsequent iterations.

Algorithm 1. Registration algorithm.

Inputs: $\{(\mu^k, U_{\mu^k})\}_{k=1}^{n_{\text{train}}} \subset \mathcal{P} \times \mathcal{M}$ snapshot set, $\mathcal{T}_{N_0} = \text{span}\{\psi_n\}_{n=1}^{N_0}$ template space, $\mathfrak{s} : \mathcal{X} \rightarrow L^2(\Omega)$ registration sensor;

Hyper-parameters: tol_{pod} (cf. (1.3)), $C_{\text{exp}}, \delta, \epsilon$ (cf. (3.5)), ξ (cf. (3.9a)), N_{max} maximum number of iterations, tol tolerance for termination condition, $(\cdot, \cdot)_*$ mapping inner product (cf. (3.10)).

Outputs: $\mathcal{T}_N = \text{span}\{\psi_n\}_{n=1}^N$ template space, $\mathcal{W}_M = \text{span}\{\varphi_m\}_{m=1}^M$ displacement space, $\{\mathbf{a}^k\}_k$ mapping coefficients.

- 1: Set $\mathcal{T}_{N=N_0} = \mathcal{T}_{N_0}$, $\mathcal{W}_M = \mathcal{W}_{\text{hf}}$.
 - 2: **for** $N = N_0, \dots, N_{\text{max}} - 1$ **do**
 - 3: $[\varphi^{*,k}, \psi^{*,k}, \mathfrak{f}_{N,M}^{*,k}] = \text{registration}(U^k, \mathcal{T}_N, \mathcal{W}_M, C_{\text{exp}}, \delta, \epsilon, \xi)$ for $k = 1, \dots, n_{\text{train}}$.
 - 4: $[\mathcal{W}_M, \{\mathbf{a}^k\}_k] = \text{POD}(\{\varphi^{*,k}\}_{k=1}^{n_{\text{train}}}, \text{tol}_{\text{pod}}, (\cdot, \cdot)_*)$
 - 5: **if** $\max_k \mathfrak{f}_{N,M}^{*,k} < \text{tol}$ **then, break**
 - 6: **else**
 - 7: $\mathcal{T}_{N+1} = \mathcal{T}_N \cup \text{span}\{\mathfrak{s}(U_{\mu^{k^*}}) \circ \Phi^{*,k^*}\}$ with $k^* = \arg \max_k \mathfrak{f}_{N,M}^{*,k}$.
 - 8: **end if**
 - 9: **end for**
-

Remark 3.3 (Choice of the initial template space $\mathcal{T}_{N=N_0}$). Algorithm 1 requires the definition of the initial template space $\mathcal{T}_{N=N_0}$: in this work, we use $\mathcal{T}_{N_0=1} = \text{span}\{U_{\mu=\bar{\mu}}\}$ for the Burgers equation, and we consider $\mathcal{T}_{N_0=2} = \text{span}\{h_{\mu=\bar{\mu}}, h_{\text{bf}}\}$ for the shallow-water model problem, where $\bar{\mu}$ denotes the centroid of \mathcal{P} , and $h_{\text{bf}} = (U_{\text{bf}})_1$ denotes the initial height. For the Burgers equation, we empirically found that our Greedy procedure weakly depends on the choice of the initial template $\mathcal{T}_{N=1}$. On the other hand, for the shallow-water problem, the use of a two-dimensional template is important for accuracy: we can significantly reduce the impact of the choice of the initial template space by not performing POD (*cf.* Step 4 Algorithm 1) during the first few iterations, at the price of (significantly) higher offline costs. Nevertheless, if compared to [46], our empirical findings suggest that the Greedy procedure significantly reduces the sensitivity of the algorithm with respect to the initial choice of the template compared to the the approach, which represented an issue of the original proposal (*cf.* [46], Fig. 7).

3.3. POD compression

Given the mappings $\{\Phi^k = \text{id} + \varphi^k\}_{k=1}^{n_{\text{train}}}$, we define the mapped snapshots $\tilde{U}^k := U^k \circ \Phi^k$ for $k = 1, \dots, n_{\text{train}}$. Then, we apply POD based on the L^2 inner product to generate the space $\mathcal{Z}_N = \text{span}\{\zeta_n\}_{n=1}^N$ and the coefficients $\{\alpha^k\}_{k=1}^{n_{\text{train}}}$ such that $(\alpha^k)_n = (\zeta_n, \tilde{U}^k)$ for $n = 1, \dots, N$ and $k = 1, \dots, n_{\text{train}}$. The dimension N is chosen according to (1.3). Note that application of POD requires the definition of all mapped snapshots on a parameter-independent spatio-temporal mesh.

Algorithm 2 summarizes the computational procedure. We observe that, although our data compression procedure is applied to a specific class of problems, hyperbolic conservation laws with parameter-dependent discontinuities, our approach is general, that is, independent of the underlying mathematical model.

Algorithm 2. Data compression (RePOD).

Inputs: see Algorithm 1

Hyper-parameters: (\cdot, \cdot) solution inner product, and parameters of Algorithm 1

Outputs: $\mathcal{Z}_N = \text{span}\{\zeta_n\}_{n=1}^N$ reduced space, $\mathcal{W}_M = \text{span}\{\varphi_m\}_{m=1}^M$ displacement space, $\{\mathbf{a}^k\}_k$ mapping coefficients, $\{\alpha^k\}_k$ solution coefficients.

- 1: Apply Algorithm 1 to obtain \mathcal{W}_M and $\{\mathbf{a}^k\}_k$
 - 2: Define the mapped snapshots $\tilde{U}^k := U^k \circ \Phi^k$ with $\Phi^k = \text{id} + W_M \mathbf{a}^k$, $k = 1, \dots, n_{\text{train}}$;
 - 3: $[\mathcal{Z}_N, \{\alpha^k\}_k] = \text{POD} \left(\{\tilde{U}^k\}_k, \text{tol}_{\text{pod}}, (\cdot, \cdot) \right)$.
-

4. PROJECTION-BASED REDUCED-ORDER MODEL

In Section 3, we discussed how to generate the operators Z_N, W_M associated with (1.1) based on the snapshots $\{U^k = U_{\mu^k}\}_k$, and how to compute (quasi-)optimal values of the solution/mapping coefficients for all training points, $\{\alpha^k\}_k, \{\mathbf{a}^k\}_k$. In this section, we address the problem of predicting solution and mapping coefficients for a new value of the parameter $\mu \in \mathcal{P}$: as anticipated in the introduction, we resort to a kernel-regression algorithm to predict the mapping coefficients, while we resort to minimum residual projection to predict the coefficients associated with the estimate \hat{U} of the mapped solution. To clarify the presentation, we here focus on the main features of the formulation and we defer to the appendix for a thorough discussion of several technical aspects.

4.1. Non-intrusive construction of the mapping Φ

Algorithm 1 returns the space $\mathcal{W}_M = \text{span}\{\varphi_m\}_{m=1}^M$ and the mapping coefficients $\{\mathbf{a}^k\}_{k=1}^{n_{\text{train}}}$. As in [46], we apply a multi-target regression procedure based on radial basis function (RBF, [51]) approximation to compute

predictors of the mapping coefficients for all $\mu \in \mathcal{P}$:

$$\widehat{\Phi}_\mu = \text{id} + \sum_{m=1}^M (\widehat{\mathbf{a}}_\mu)_m \varphi_m, \quad \widehat{\mathbf{a}} : \mathcal{P} \rightarrow \mathbb{R}^M. \quad (4.1)$$

Each entry of $\widehat{\mathbf{a}}$ is built separately based on the datasets $\mathcal{D}_m = \{(\mu^k, a_m^k)\}_{k=1}^{n_{\text{train}}}$, $m = 1, \dots, M$, $a_m^k := (\mathbf{a}^k)_m$. To assess the goodness of fit of the regression model, we compute an estimate of the out-of-sample R-squared (e.g., [40], Chap. 14) using cross-validation. We recall that given training and test sets $\{(\mu^k, a_m^k)\}_{k=1}^{n_{\text{train}}}$ and $\{(\mu^j, a_m^j)\}_{j=1}^{n_{\text{test}}}$, the R-squared is defined as

$$\mathbf{R}_m^2 = 1 - \frac{\sum_{j=1}^{n_{\text{test}}} (a_m^j - (\widehat{\mathbf{a}}^{\mu^j})_m)^2}{\sum_{j=1}^{n_{\text{test}}} (a_m^j - \bar{a}_m^{\text{train}})^2}, \quad \bar{a}_m^{\text{train}} = \frac{1}{n_{\text{train}}} \sum_{k=1}^{n_{\text{train}}} a_m^k. \quad (4.2)$$

To reduce the risk of over-fitting, we only keep coefficients for which $\mathbf{R}_m^2 \geq \mathbf{R}_{\min}^2 = 0.75$. We remark that the mapping in (4.1) is not guaranteed to be bijective for all $\mu \in \mathcal{P}$, particularly for small-to-moderate values of n_{train} : as discussed in [46], this represents a major issue of the proposed approach and is the motivation to consider intrusive methods to simultaneously learn mapping and solution coefficients. The development of a fully intrusive ROM is beyond the scope of the present paper and is the subject of ongoing research.

4.2. Projection-based ROM for the solution coefficients

4.2.1. Reduced-order statement: Galerkin projection; (approximate) minimum residual

We introduce the matrix representation $\mathbf{Z}_N = [\zeta_1, \dots, \zeta_N]$ of the operator $Z_N : \mathbb{R}^N \rightarrow \mathcal{Z}_N$ associated with the DG FE basis $\{\varphi_j\}_{j=1}^{N_{\text{hf}}}$, such that $\mathbf{Z}_N^T \mathbf{X}_{\text{hf}} \mathbf{Z}_N = \mathbb{1}_N$; we further introduce the dual residual operator $\mathbf{R}_N^{\text{hf}} : \mathbb{R}^N \times \mathcal{P} \rightarrow \mathbb{R}^{N_{\text{hf}}}$ such that

$$(\mathbf{R}_N^{\text{hf}}(\boldsymbol{\alpha}, \mu))_j = R_{\Phi_\mu}(Z_N \boldsymbol{\alpha}, \varphi_j), \quad j = 1, \dots, N_{\text{hf}}, \quad (4.3a)$$

and the Jacobian $\mathcal{J}_N^{\text{hf}} : \mathbb{R}^N \times \mathcal{P} \rightarrow \mathbb{R}^{N_{\text{hf}}, N}$ such that

$$\mathcal{J}_N^{\text{hf}}(\boldsymbol{\alpha}, \mu) := \mathcal{J}^{\text{hf}}(Z_N \boldsymbol{\alpha}, \mu) \mathbf{Z}_N, \quad (4.3b)$$

where $\mathcal{J}^{\text{hf}}(U, \mu) \in \mathbb{R}^{N_{\text{hf}}, N_{\text{hf}}}$ is the high-fidelity Jacobian associated with a given field $U \in \mathcal{X}_{\text{hf}}$ and the parameter μ ,

$$(\mathcal{J}^{\text{hf}}(U, \mu))_{i,j} := DR_{\Phi_\mu}[U](\varphi_j, \varphi_i) = \lim_{\epsilon \rightarrow 0} \frac{R_{\Phi_\mu}(U + \epsilon \varphi_j, \varphi_i) - R_{\Phi_\mu}(U, \varphi_i)}{\epsilon}, \quad i, j = 1, \dots, N_{\text{hf}}, \quad (4.3c)$$

and $DR_{\Phi_\mu}[U] : \mathcal{X}_{\text{hf}} \times \mathcal{X}_{\text{hf}} \rightarrow \mathbb{R}$ is the Frchet derivative of R_{Φ_μ} at U . We present below several projection-based statements: to clarify the approaches we report both the variational and the algebraic formulations.

We have now the elements to introduce the Galerkin ROM: find $\widehat{U}_\mu = Z_N \widehat{\boldsymbol{\alpha}}_\mu \in \mathcal{Z}_N$ such that

$$R_{\Phi_\mu}(\widehat{U}_\mu, \zeta) = 0 \quad \forall \zeta \in \mathcal{Z}_N \quad \Leftrightarrow \quad \mathbf{Z}_N^T \mathbf{R}_N^{\text{hf}}(\widehat{\boldsymbol{\alpha}}_\mu, \mu) = \mathbf{0}. \quad (4.4)$$

Similarly, we introduce the minimum residual ROM:

$$\widehat{U}_\mu \in \arg \min_{U \in \mathcal{Z}_N} \sup_{\eta \in \mathcal{Y}_{\text{hf}}} \frac{R_{\Phi_\mu}^{\text{hf}}(U, \eta)}{\|\eta\|} \quad \Leftrightarrow \quad \widehat{\boldsymbol{\alpha}}_\mu \in \arg \min_{\boldsymbol{\alpha} \in \mathbb{R}^N} \|\mathbf{R}_N^{\text{hf}}(\boldsymbol{\alpha}, \mu)\|_{\mathbf{Y}_{\text{hf}}^{-1}}, \quad (4.5)$$

where $\|\mathbf{w}\|_{\mathbf{Y}_{\text{hf}}^{-1}}^2 = \mathbf{w}^T \mathbf{Y}_{\text{hf}}^{-1} \mathbf{w}$. In the numerical results, we demonstrate the superiority of the minimum residual ROM (4.5) compared to the Galerkin ROM (4.4).

In order to devise an online-efficient ROM, we first introduce the approximate minimum residual statement:

$$\widehat{U}_\mu = Z_N \widehat{\alpha}_\mu \in \arg \min_{U \in \mathcal{Z}_N} \sup_{\eta \in \mathcal{Y}_J} \frac{R_{\Phi_\mu}(U, \eta)}{\|\eta\|}, \quad (4.6a)$$

where $\mathcal{Y}_J = \text{span}\{\eta_j\}_{j=1}^J \subset \mathcal{Y}_{\text{hf}}$ is referred to as *empirical test space*. If $(\eta_j, \eta_i)_{\mathcal{Y}_{\text{hf}}} = \delta_{i,j}$, it is possible to verify that the solution coefficients $\widehat{\alpha}_\mu$ satisfy

$$\widehat{\alpha}_\mu \in \arg \min_{\alpha \in \mathbb{R}^N} \|\mathbf{R}_{N,J}^{\text{hf}}(\alpha, \mu)\|_2, \quad \text{with } (\mathbf{R}_{N,J}^{\text{hf}}(\alpha, \mu))_j = R_{\Phi_\mu}(Z_N \alpha, \eta_j), \quad j = 1, \dots, J. \quad (4.6b)$$

Then, following [54], we replace the truth residual in (4.6) with the EQ residual

$$R_{\Phi_\mu}^{\text{eq}}(\zeta, \eta) = \sum_{k \in \mathcal{I}_{\text{eq}}} \rho_k^{\text{eq}} (r_k^{c,\mu}(\zeta, \eta) + r_k^{\text{d}}(\zeta, \eta)) \quad (4.7a)$$

where $\mathcal{I}_{\text{eq}} \subset \{1, \dots, N_e\}$ is a subset of the mesh elements and $\rho_1, \dots, \rho_{N_e} \geq 0$ are a set of non-negative weights. In conclusion, we obtain the hyper-reduced approximate minimum residual ROM:

$$\widehat{U}_\mu \in \arg \min_{U \in \mathcal{Z}_N} \sup_{\eta \in \mathcal{Y}_J} \frac{R_{\Phi_\mu}^{\text{eq}}(U, \eta)}{\|\eta\|} \Leftrightarrow \widehat{\alpha}_\mu \in \arg \min_{\alpha \in \mathbb{R}^N} \|\mathbf{R}_{N,J}^{\text{eq}}(\alpha, \mu)\|_2, \quad j = 1, \dots, J \quad (4.7b)$$

with $\mathbf{R}_{N,J}^{\text{eq}} : \mathbb{R}^N \times \mathcal{P} \rightarrow \mathbb{R}^J$, $(\mathbf{R}_{N,J}^{\text{eq}}(\alpha, \mu))_j = R_{\Phi_\mu}^{\text{eq}}(Z_N \alpha, \eta_j)$. In the next two sections, we discuss how to construct the test space \mathcal{Y}_J and how to compute the empirical quadrature rule.

Remark 4.1 (Online efficiency). Computation of $\mathbf{R}_{N,J}^{\text{eq}}$ and its Jacobian $\mathbf{J}_{N,J}^{\text{eq}}$ can be performed efficiently, provided that $|\mathcal{I}_{\text{eq}}| \ll N_e$; furthermore, since (4.7) is a nonlinear least-squares problem, we can resort to the Gauss-Newton method to efficiently compute the solution. More in detail, computation of $\{r_k^{c,\mu}(Z_N \alpha, \eta_j) + r_k^{\text{d},\mu}(Z_N \alpha, \eta_j)\}_j$ for a given $k \in \mathcal{I}_{\text{eq}}$ requires the storage of $\zeta_1, \dots, \zeta_N, \eta_1, \dots, \eta_J$ in the k -th element and in its neighbors. Note that if $\mathcal{Z}_N, \mathcal{Y}_J \subset C(\Omega)$, computation of $r_k^{c,\mu}, r_k^{\text{d},\mu}$ only depends on the value of trial and test functions in the k -th element (see Appendix B): continuous approximations of trial and test spaces thus allow quite significant reductions in online memory and computational costs. In the numerical results, we investigate the accuracy of continuous approximations for the two model problems. The continuous trial space \mathcal{Z}_N is obtained by applying POD to continuous approximations of the mapped snapshots $\{\widehat{U}^k\}_k$: in our implementation, the continuous approximation is computed by simply averaging over facets.

4.2.2. Construction of the empirical test space

It is possible to verify that the solution \widehat{U}_μ to (4.5) satisfies

$$R_{\Phi_\mu}(\widehat{U}_\mu, \eta) = 0 \quad \forall \eta \in \mathcal{Y}_{N,\mu}^{\text{opt}} = \text{span} \left\{ \mathbf{R}_{\mathcal{Y}_{\text{hf}}} \left(D R_{\Phi_\mu}[\widehat{U}_\mu](\zeta_n, \cdot) \right) \right\}_{n=1}^N. \quad (4.8)$$

Note that the algebraic representation $\mathbf{Y}_{N,\mu}^{\text{opt}}$ of the space $\mathcal{Y}_{N,\mu}^{\text{opt}}$ satisfies $\mathbf{Y}_{N,\mu}^{\text{opt}} = \mathbf{Y}_{\text{hf}}^{-1} \mathcal{J}^{\text{hf}}(\widehat{U}_\mu, \mu) \mathbf{Z}_N$. For this reason, we propose to choose the test space \mathcal{Y}_J to approximate the manifold $\mathcal{M}_{\text{test},N} = \bigcup_{\mu \in \mathcal{P}} \mathcal{Y}_{N,\mu}^{\text{opt}}$.

In Appendix C, we rigorously justify our choice by presenting a detailed analysis for the linear case; in Algorithm 3, we summarize the computational procedure for the construction of the test space employed in our code. We remark that problem-adapted test spaces have been first considered in [13] for linear problems, and more recently in [12]: a thorough comparison with [12, 13] is beyond the scope of the present paper.

Algorithm 3. Construction of the empirical test space.

Inputs: $\{(\mu^k, U_{\mu^k})\}_{k=1}^{n_{\text{train}}} \subset \mathcal{P} \times \mathcal{M}$ snapshot set, $\mathcal{Z}_N = \text{span}\{\zeta_n\}_{n=1}^N$ trial space;

Hyper-parameters: tol_{pod} (cf. (1.3)).

Outputs: $\mathcal{Y}_J = \text{span}\{\eta_j\}_{j=1}^J$ test space.

- 1: **for** $k = 1, \dots, n_{\text{train}}$, $n = 1, \dots, N$ **do**
 - 2: Compute $\eta_{k,n} = \mathbf{R}_{\mathcal{Y}_{\text{hf}}} \left(DR_{\Phi_{\mu^k}} [U_{\mu^k}] (\zeta_n, \cdot) \right)$
 - 3: **end for**
 - 4: $\mathcal{Y}_J = \text{POD}(\{\eta_{k,n}\}_{k,n}, tol_{\text{pod}}, (\cdot, \cdot)_{\mathcal{Y}_{\text{hf}}})$
-

Remark 4.2 (Continuous approximation). As discussed in Remark 4.1, for computational reasons, it might be convenient to consider a continuous test space \mathcal{Y}_J . This can be achieved by performing POD over continuous approximations of the test functions $\{\eta_{k,n}\}_{k,n}$. As for the trial space, the continuous approximation is computed by simply averaging over facets. `fv`

4.2.3. Construction of the empirical quadrature rule

We denote by $\boldsymbol{\rho}^{\text{eq}} \in \mathbb{R}_+^{N_e}$ a vector of positive weights associated with (4.7) and we denote by \mathcal{I}_{eq} the set of indices $k \in \{1, \dots, N_e\}$ such that $\rho_k^{\text{eq}} > 0$. We seek $\boldsymbol{\rho}^{\text{eq}} \in \mathbb{R}_+^{N_e}$ such that

- (1) the number of nonzero entries in $\boldsymbol{\rho}^{\text{eq}}$ is as small as possible;
- (2) the constant function is approximated correctly,

$$\left| \sum_{k=1}^{N_e} \rho_k^{\text{eq}} |\mathcal{D}^k| - |\Omega| \right| \ll 1; \quad (4.9)$$

- (3) for all $\mu \in \mathcal{P}_{\text{train}} = \{\mu^k\}_{k=1}^{n_{\text{train}}}$, the empirical residual satisfies

$$\left\| \mathbf{J}_{N,J}^{\text{hf}}(\boldsymbol{\alpha}_{\mu}^{\text{train}}, \mu)^T \left(\mathbf{R}_{N,J}^{\text{eq}}(\boldsymbol{\alpha}_{\mu}^{\text{train}}, \mu) - \mathbf{R}_{N,J}^{\text{hf}}(\boldsymbol{\alpha}_{\mu}^{\text{train}}, \mu) \right) \right\|_2 \ll 1. \quad (4.10)$$

Here, $\boldsymbol{\alpha}_{\mu}^{\text{train}}$ is chosen equal to the projection, that is $Z_N \boldsymbol{\alpha}_{\mu}^{\text{train}} = \Pi_{\mathcal{Z}_N}(U_{\mu} \circ \Phi_{\mu})$.

The constant function constraint – which was considered in [54] – is empirically found to improve the accuracy of the EQ procedure when the integral is close to zero due to the cancellation of the integrand in different parts of the domain. The accuracy constraint in (4.10) is an adaptation of the *manifold accuracy* constraints in [54] to minimum residual ROMs and is motivated by the error analysis in Appendix D. As shown in [54], the hyper-reduced system inherits the stability of the DG discretization: (i) energy stability for linear hyperbolic systems, (ii) symmetry and non-negativity for steady linear diffusion systems, and hence (iii) energy stability for linear convection-diffusion systems.

It is easy to verify that (4.9) and (4.10) could be rewritten in matrix form as

$$\left| \sum_{k=1}^{N_e} \rho_k^{\text{eq}} |\mathcal{D}^k| - |\Omega| \right| = |\mathbf{G}_{\text{const}} \boldsymbol{\rho}^{\text{eq}} - |\Omega|| \ll 1,$$

$$\left\| \mathbf{J}_{N,J}^{\text{hf}}(\boldsymbol{\alpha}_{\mu}^{\text{train}}, \mu)^T \left(\mathbf{R}_{N,J}^{\text{eq}}(\boldsymbol{\alpha}_{\mu}^{\text{train}}, \mu) - \mathbf{R}_{N,J}^{\text{hf}}(\boldsymbol{\alpha}_{\mu}^{\text{train}}, \mu) \right) \right\|_2 = \left\| \mathbf{G}_{\mu} \boldsymbol{\rho}^{\text{eq}} - \mathbf{b}_{\mu} \right\|_2 \ll 1,$$

where $\mathbf{G}_{\text{const}} = [|\mathcal{D}_1|, \dots, |\mathcal{D}_{N_e}|]$, and $\mathbf{G}_{\mu} \in \mathbb{R}^{N, N_e}$, $\mathbf{b}_{\mu} \in \mathbb{R}^N$ are a suitable matrix and vector, whose explicit expressions can be derived exploiting the same argument as in [16, 45, 54]. The problem of finding $\boldsymbol{\rho}^{\text{eq}}$ can thus

be reformulated as a sparse-representation (or best-subset selection) problem:

$$\min_{\boldsymbol{\rho} \in \mathbb{R}^{N_e}} \|\boldsymbol{\rho}\|_0, \quad \text{s.t.} \quad \begin{cases} \|\mathbf{G}\boldsymbol{\rho} - \mathbf{b}\|_* \leq \delta; \\ \boldsymbol{\rho} \geq \mathbf{0}; \end{cases} \quad \text{where } \mathbf{G} = \begin{bmatrix} \mathbf{G}_{\text{const}} \\ \mathbf{G}_{\mu^1} \\ \vdots \\ \mathbf{G}_{\mu^{n_{\text{train}}}} \end{bmatrix} \quad \mathbf{b} = \begin{bmatrix} |\Omega| \\ \mathbf{b}_{\mu^1} \\ \vdots \\ \mathbf{b}_{\mu^{n_{\text{train}}}} \end{bmatrix} \quad (4.11)$$

for suitable choices of the vector norm $\|\cdot\|_*$, and the tolerance $\delta > 0$. Here, $\|\cdot\|_0$ is the ℓ^0 -norm, which counts the number of nonzero entries. In this work, we resort to the nonnegative linear least-squares method considered in [16] to obtain approximate solutions to (4.11): more in detail, we rely on the Matlab function `lsqnonneg` which implements a variant of the Lawson and Hanson active set iterative algorithm [25]. Note that Yano in [54] relies on ℓ^1 relaxation to obtain approximate solutions to (4.11): a thorough comparison between the two methods is beyond the scope of this work.

4.3. Summary of the offline/online computational procedure

We conclude this section by summarizing the offline/online computational decomposition. During the offline stage, given the snapshots $\{U^k = U_{\mu^k}\}_k$, we proceed as follows:

- (1) we apply RePOD to obtain the low-dimensional operators Z_N, W_M and the training coefficients $\{\boldsymbol{\alpha}^k\}_k \subset \mathbb{R}^N$ and $\{\mathbf{a}^k\}_k \subset \mathbb{R}^M$ (cf. Sect. 3);
- (2) we apply kernel regression to obtain the predictor $\hat{\mathbf{a}} : \mathcal{P} \rightarrow \mathbb{R}^M$ for the mapping coefficients (cf. Sect. 4.1) and the predictor $\hat{\boldsymbol{\alpha}}^{(0)} : \mathcal{P} \rightarrow \mathbb{R}^N$ for the solution coefficients;
- (3) we perform hyper-reduction and we build the ROM for the solution coefficients (cf. Sect. 4.2).

The RBF estimate of the solution coefficients is used during the online stage as initial guess $\hat{\boldsymbol{\alpha}}_\mu^{(0)}$ for the Gauss-Newton method to solve (4.7). The output of the offline stage includes (i) the RBF data structure needed to estimate the mapping and solution coefficients during the online stage; (ii) the data structures for the evaluation of the dual residual in (4.7); (iii) the space-time mesh \mathcal{T}_{hf} , and (iv) the DG representation of the reduced operator $Z_N, \mathbf{Z}_N \in \mathbb{R}^{D \cdot N_{\text{hf}}, N}$, and of the displacement operator $W_M, \mathbf{W}_M \in \mathbb{R}^{2 \cdot N_{\text{hf}}, M}$, for visualization.

Algorithm 4 summarizes the online stage. The algorithm returns a FE vector $\hat{\mathbf{U}}_\mu \in \mathbb{R}^{D \cdot N_{\text{hf}}}$ and the deformed mesh $\Phi_\mu(\mathcal{T}_{\text{hf}})$: if we interpret $\hat{\mathbf{U}}_\mu$ as an element of the FE space \mathcal{X}_{hf} , $\hat{\mathbf{U}}_\mu$, we obtain an estimate of the mapped field \tilde{U}_μ ; on the other hand, if we interpret $\hat{\mathbf{U}}_\mu$ as an element of the mapped FE space $\mathcal{X}_{\text{hf}, \Phi_\mu}$ (cf. (1.6)), \hat{U}_μ^* , we obtain an estimate of U_μ . Note that the $\hat{\mathbf{U}}_\mu$ and the deformed mesh can be computed through a simple matrix vector multiplication:

$$\hat{\mathbf{U}}_\mu = \mathbf{Z}_N \hat{\boldsymbol{\alpha}}_\mu, \quad \left\{ \Phi(\mathbf{x}_{i,k}^{\text{hf}}) = \mathbf{x}_{i,k}^{\text{hf}} + [(\mathbf{W}_M \hat{\mathbf{a}}_\mu)_{j_{i,k,1}}, (\mathbf{W}_M \hat{\mathbf{a}}_\mu)_{j_{i,k,2}}] : i = 1, \dots, n_{\text{lp}}, k = 1, \dots, N_e \right\}, \quad (4.12)$$

with $j_{i,k,d} = i + (k-1)n_{\text{lp}} + (d-1)N_{\text{hf}}$. The first two steps of the procedure are independent of the dimension of the hf space; the third step is required for visualization and is in practice very fast.

Algorithm 4. Online evaluation of the ROM.

Inputs: $\mu \in \mathcal{P}$, parameter value, ROM structure (output of Offline stage), \mathcal{T}_{hf} space-time mesh.

Outputs: $(\hat{\boldsymbol{\alpha}}_\mu, \hat{\mathbf{a}}_\mu)$ prediction of solution and mapping coefficients; $\hat{\mathbf{U}}_\mu$ DG estimate of the solution field, $\Phi_\mu(\mathcal{T}_{\text{hf}})$ deformed mesh.

- 1: Apply Algorithm 1 to obtain \mathcal{W}_M and $\{\mathbf{a}^k\}_k$.
 - 2: Evaluate RBF predictors of solution and mapping coefficients, $\hat{\boldsymbol{\alpha}}_\mu^{(0)}, \hat{\mathbf{a}}_\mu$.
 - 3: Solve (4.7) using Gauss-Newton method with initial guess $\hat{\boldsymbol{\alpha}}_\mu^{(0)}$.
 - 4: Compute $\hat{\mathbf{U}}_\mu$ and $\Phi_\mu(\mathcal{T}_{\text{hf}})$ using (4.12).
-

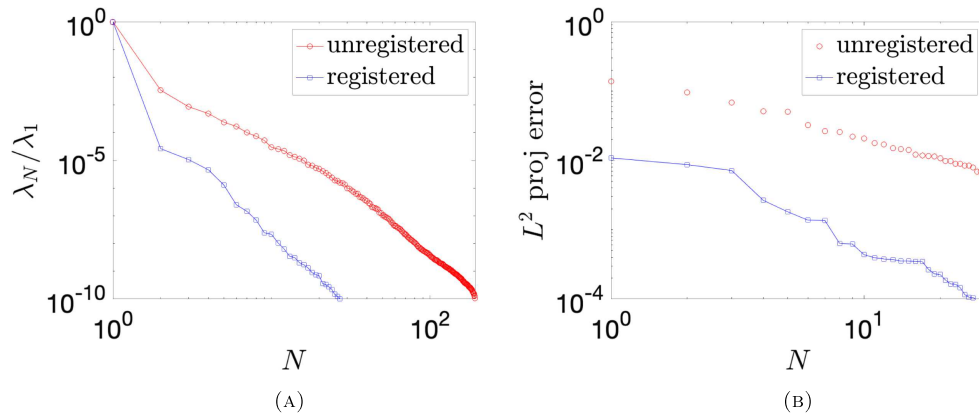


FIGURE 5. Burgers equation; space-time registration. (A) Behavior of normalized POD eigenvalues associated with the unregistered and registered space-time snapshots. (B) Behavior of the out-of-sample maximum relative projection error (cf. (1.2)) with and without registration.

5. NUMERICAL RESULTS

We illustrate here the numerical performance of the proposed approach for the two model problems introduced at the end of Section 2. In Appendix E, we present further investigations of the data compression approach. Numerical results are performed in `Matlab 2019b` on a commodity laptop.

5.1. Burgers equation

In Figure 5, we illustrate performance of space-time registration. Here, the mapping is generated based on $n_{\text{train}} = 200$ snapshots through Algorithm 1 with $N_{\text{max}} = 3$, $\xi = 10^{-4}$, $M_{\text{hf}} = 128$, $\text{tol}_{\text{pod}} = 10^{-4}$. The resulting map consists of a four-term expansion ($M = 4$). In Figure 5a, we show the behavior of normalized POD eigenvalues associated with the unregistered and registered space-time snapshots, while Figure 5b shows the out-of-sample maximum relative projection error with and without registration $E^{\text{bf},\infty} = \max_{j=1,\dots,n_{\text{test}}} E^{\text{bf}}(\mu^j)$, where $\mu^1, \dots, \mu^{n_{\text{test}}} \stackrel{\text{iid}}{\sim} \text{Uniform}(\mathcal{P})$ (cf. (1.2)) with $n_{\text{test}} = 20$. Note that for $N \geq 4$, projection error is less than 10^{-2} and is comparable with the discretization error. We conclude that the space-time registration procedure dramatically improves the linear reducibility of the space-time solution manifold.

In Figure 6, we assess performance of the Galerkin ROM (4.4), the minimum residual ROM (4.5), and the approximate minimum residual ROM (4.6) for three different choices of the size J of the test space \mathcal{Y}_J for each value of N ; in all cases, we do not perform hyper-reduction. In Figure 6a, we consider continuous trial and test spaces (cf. Rems. 4.1 and 4.2), while in Figure 6b, we consider discontinuous trial and test spaces. On the y -axis, we here report the average relative out-of-sample L^2 error in the reference configuration:

$$E_{\text{avg}}^{\text{hf}} = \frac{1}{n_{\text{test}}} \sum_{j=1}^{n_{\text{test}}} \frac{\|\tilde{U}_{\mu^j} - \hat{U}_{\mu^j}^{\text{hf}}\|}{\|\tilde{U}_{\mu^j}\|}, \quad (5.1)$$

where the superscript ^{hf} emphasizes the fact that the ROM relies on the hf quadrature rule (hf ROM). We observe that minimum residual projection is superior to Galerkin projection in terms of performance; we also observe that the continuous approximation introduces an additional error that is negligible for $N \leq 5$. Furthermore, we observe that approximate minimum residual approaches minimum residual for discontinuous test spaces: this is expected for sufficiently large values of n_{train} and J . For continuous approximations, we observe that minimum residual leads to slightly worse results than the approximate formulation: the difference is, however, modest for all values of N considered.

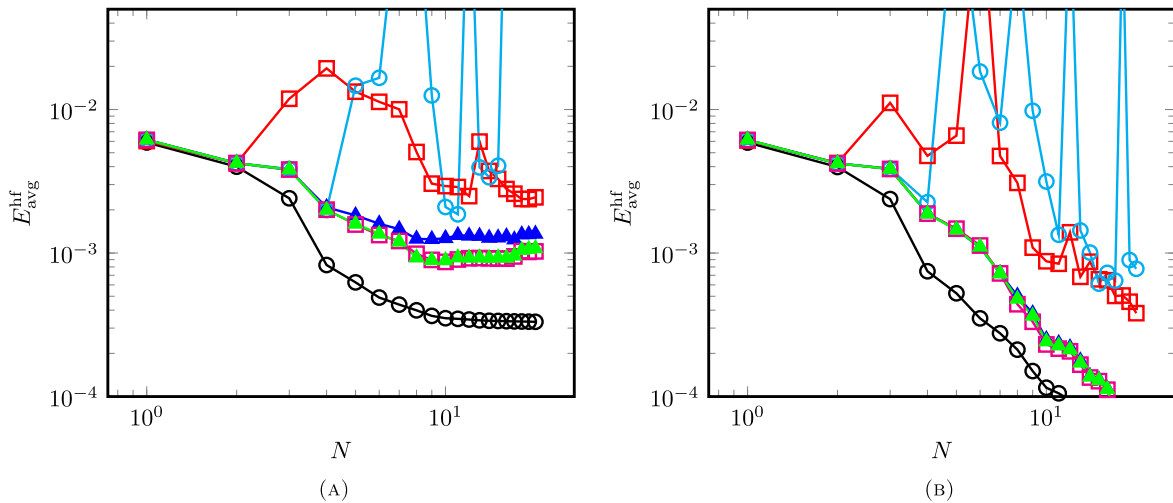


FIGURE 6. Burgers equation: performance of various ROMs (without hyper-reduction). (A) Continuous approximation. (B) Discontinuous approximation. Projection error \circ , Galerkin \square , minimum residual \triangle , approximate minimum residual ($J = N$ \circ , $J = 2N$ \square , $J = 3N$ \triangle).

In Figure 7, we illustrate performance of the hyper-reduction procedure; here, we consider empirical test spaces of size $J = 2N$. In Figure 7a, we show the number of sampled elements Q for several choices of N for two different tolerances (the total number of elements is equal to $N_e = 2616$): we observe that the number of sampled elements grows linearly with N , and ranges from 1% to 4% of the total number for $tol = 10^{-8}$, and from 1% to 10% for $tol = 2.5 \times 10^{-11}$. Here, the tolerance tol is a lower bound on the size of a step: the active-set iterative procedure terminates at the k -th iteration if $\|\rho^{\text{eq},k+1} - \rho^{\text{eq},k}\|_2 \leq tol$. In Figure 7b, in the case of continuous approximations, we show the relative L^2 error

$$E_{\text{avg}} = \frac{1}{n_{\text{test}}} \sum_{j=1}^{n_{\text{test}}} \frac{\|\tilde{U}_{\mu^j} - \hat{U}_{\mu^j}\|}{\|\tilde{U}_{\mu^j}\|}, \quad (5.2)$$

for the hyper-reduced ROM, and we compare it with the error $E_{\text{avg}}^{\text{hf}}$ (hf quad) obtained with $J = 2N$ (same as magenta curve in Fig. 6a). Figure 7c shows the average online computational cost of Algorithm 4 with and without hyper-reduction; in Figure 7d, we report the average speedup of the hyper-reduced ROM with respect to the ROM with hf quadrature and the average speedup of the hyper-reduced ROM compared to an explicit Runge–Kutta DG (RKDG) time-marching scheme with $N_{\text{hf}} = 450$ spatial degrees of freedom³. Note that hyper-reduction reduces online costs by a factor ten for all N ; on the other hand, the speedup with respect to the explicit RKDG solver ranges from 2.1×10^3 for $N = 1$ to 1.5×10^2 for $N = 10$.

Finally, in Figure 8, we show the mesh and the reduced meshes for two choices of trial and test spaces: we observe that most sampled elements are located in the proximity of the shock. Thanks to the registration process, the position of the shocks is nearly parameter-independent: this explains why the hyper-reduction procedure is able to achieve accurate performance with a limited number of elements.

³The space-time solver used for snapshot generation relies on a RKDG time-marching scheme to generate an initial guess and then to a Newton method with approximate line search to compute the space-time solution. Since we have not optimized performance of the hf space-time solver, we report absolute timings and we provide a comparison with respect to a state-of-the-art explicit solver with comparable accuracy.

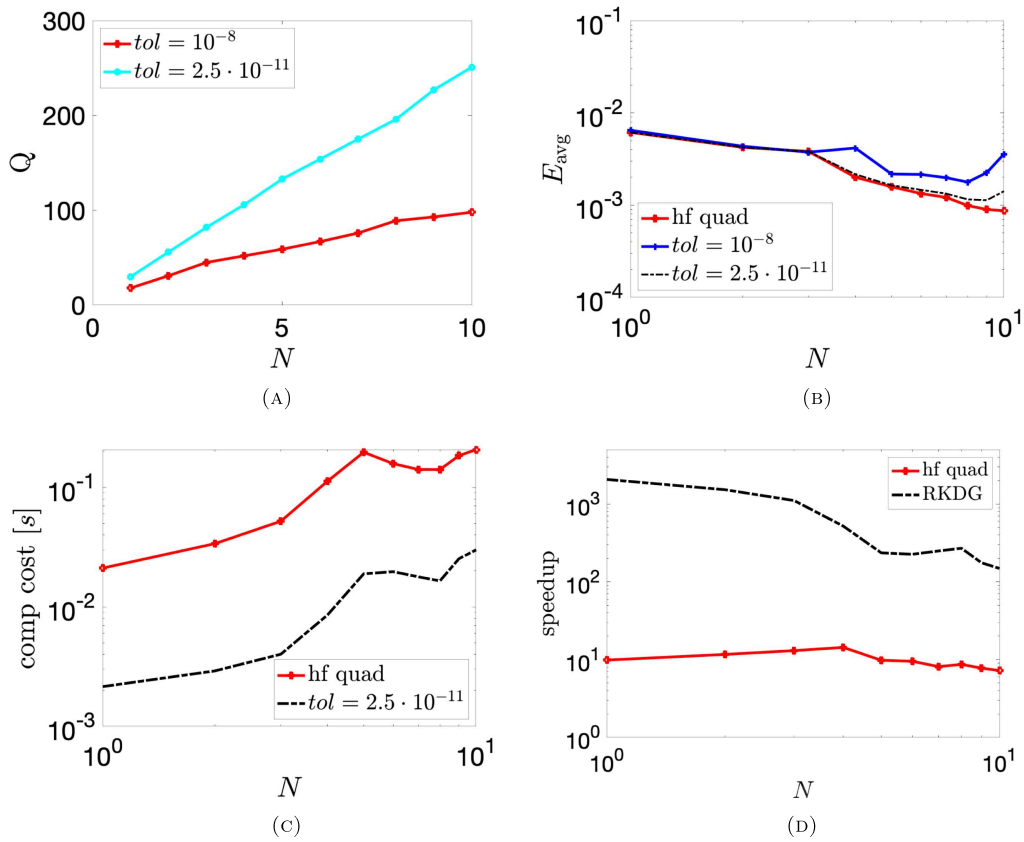


FIGURE 7. Burgers equation; hyper-reduction for continuous approximation. (A) Number of sampled elements Q for several values of N , $J = 2N$ and two tolerances. (B) Relative L^2 error E_{avg} with respect to N for two tolerances. (C) Average computational cost of Algorithm 4 with and without hyper-reduction; (D) Average speedup with respect to the ROM with hf quadrature (hf quad) and with respect to a RKDG explicit solver (RKDG).

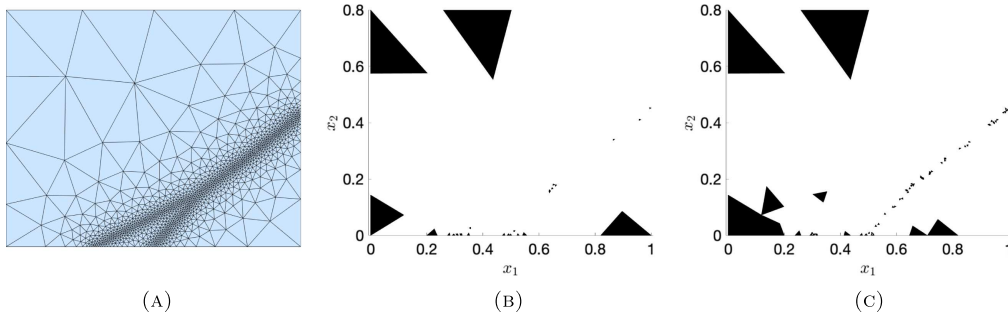


FIGURE 8. Burgers equation; hyper-reduction. Sampled elements for $tol = 10^{-8}$, for two values of N . (A). (B) $N = 2$, $J = 4$. (C) $N = 6$, $J = 12$.

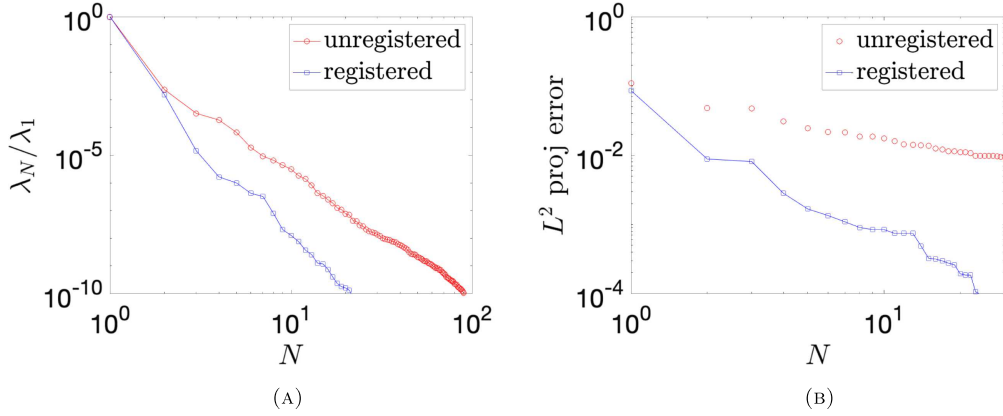


FIGURE 9. Shallow water equations; space-time registration. (A) Behavior of the POD eigenvalues associated with the unregistered and registered configurations. (B) Behavior of the out-of-sample maximum relative projection error (*cf.* (1.2)) with and without registration.

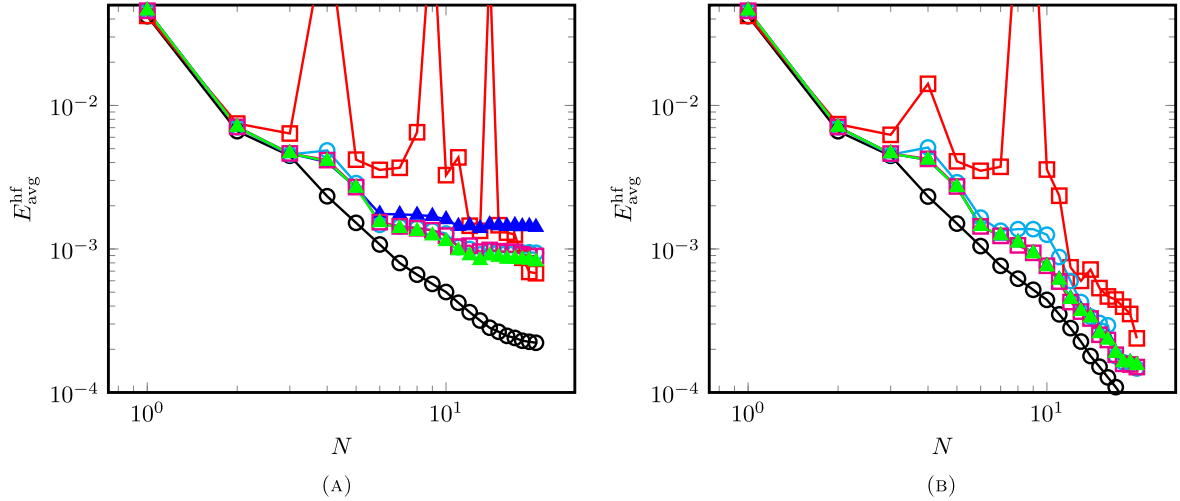


FIGURE 10. Shallow water equations: performance of various ROMs (without hyper-reduction). (a) Continuous approximation. (b) Discontinuous approximation. Projection error \blacklozenge , Galerkin \blacksquare , minimum residual \blacktriangle , approximate minimum residual ($J = N$ \blacklozenge , $J = 2N$ \blacklozenge , $J = 3N$ \blacklozenge).

5.2. Shallow water equations

In Figure 9, we illustrate performance of space-time registration. The mapping is generated based on $n_{\text{train}} = 100$ snapshots through Algorithm 1 with $N_{\text{max}} = 5$, $\xi = 10^{-4}$, $M_{\text{hf}} = 128$, $\text{tol}_{\text{pod}} = 10^{-4}$. We recall that the algorithm is applied to the filtered height h_{μ}^f and that the initial template space is set equal to $\mathcal{T}_{N_0=2} = \text{span}\{h_{\bar{\mu}}^f, h_{\text{bf}}^f\}$. The resulting map consists of a five-term expansion ($M = 5$). Figure 9a shows the behavior of the L^2 POD eigenvalues associated with the snapshots $\{U_{\mu^k}\}_{k=1}^{n_{\text{train}}}$ and with the mapped snapshots $\{\tilde{U}_{\mu^k}\}_{k=1}^{n_{\text{train}}}$; Figure 9b shows the behavior of the out-of-sample relative projection error based on $n_{\text{test}} = 20$ snapshots

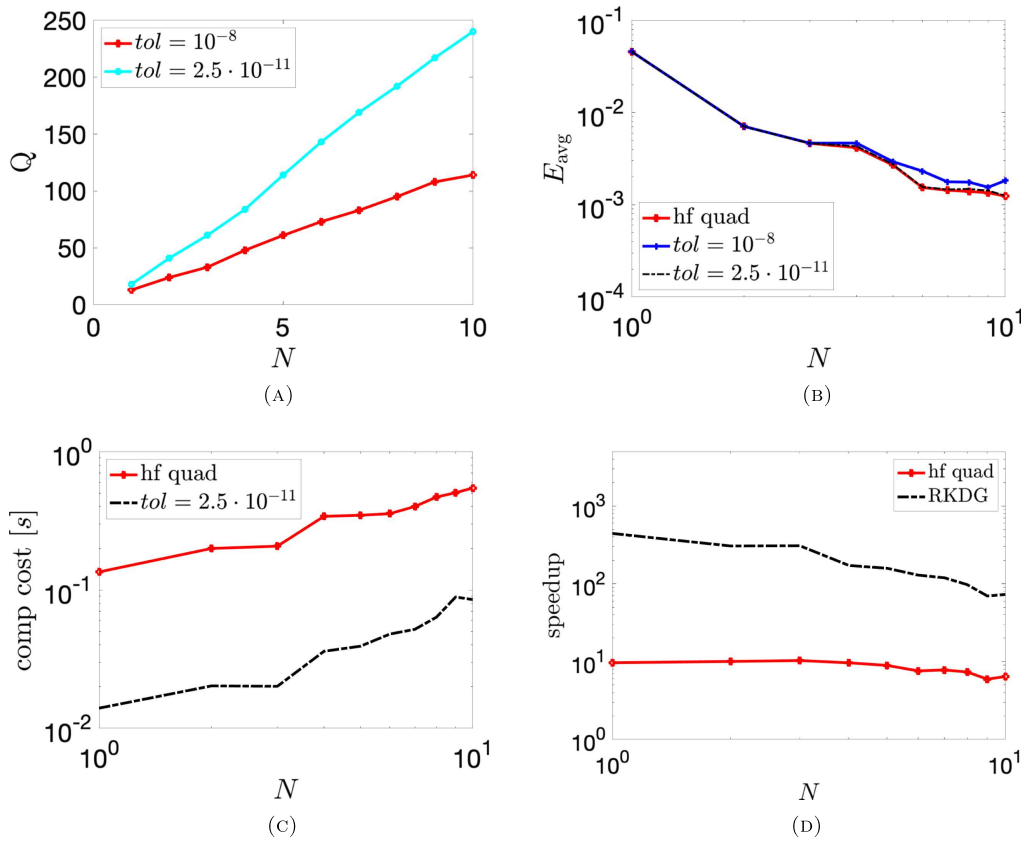


FIGURE 11. Shallow water equations; hyper-reduction for continuous approximation. (A) Number of sampled elements Q for several values of N , $J = 2N$ and two tolerances. (B) Relative L^2 error E_{avg} with respect to N for two tolerances. (C) Average computational cost of Algorithm 4 with and without hyper-reduction; (D) Average speedup with respect to the ROM with hf quadrature (hf quad) and with respect to a RKDG explicit solver (RKDG).

$\{U_{\mu_j}\}_{j=1}^{n_{\text{test}}}$ with $\mu^1, \dots, \mu^{n_{\text{test}}} \stackrel{\text{iid}}{\sim} \text{Uniform}(\mathcal{P})$ (cf. (1.2)). We observe that the approach is extremely effective to reduce the linear complexity of the solution manifold for moderate values of N .

In Figure 10, we illustrate performance of projection-based ROMs without hyper-reduction. Similarly to the Burgers equation (cf. Fig. 6), we empirically find that Galerkin projection might lead to instabilities; on the other hand, our approximate minimum residual approach is effective, provided that the size of the test space satisfies $J \gtrsim 2N$. Furthermore, the continuous approximation introduces an additional error that is negligible for $N \leq 7$.

In Figure 11, we illustrate performance of the hyper-reduction procedure. Figure 11a shows the number of sampled elements Q for several choices of N , $J = 2N$, and two different tolerances (the total number of elements is equal to $N_e = 2364$). Note that as for the Burgers model problem the number of sampled elements grows linearly with N . Figure 11b shows the behavior of the relative L^2 error (5.2) for the hyper-reduced ROM, and we compare it with the error of the ROM based on the truth quadrature. Note that for $tol = 2.5 \times 10^{-11}$ the hyper-reduced ROM guarantees the same accuracy as the non-hyper-reduced ROM, for all values of N considered. Figure 11c shows the average online computational cost of Algorithm 4 with and without hyper-reduction; in Figure 11d, we report the average speedup of the hyper-reduced ROM with respect to the ROM with hf

quadrature and the average speedup of the the hyper-reduced ROM compared to a explicit Runge–Kutta DG time-marching scheme with $N_{\text{hf}} = 900$ spatial degrees of freedom. Note that hyper-reduction reduces online costs by roughly a factor ten for all N ; on the other hand, the speedup with respect to the explicit RKDG solver ranges from 4.4×10^2 for $N = 1$ to 7.2×10^1 for $N = 10$.

6. CONCLUSIONS

In this work, we developed and numerically validated a model reduction procedure for hyperbolic PDEs in presence of shocks. The approach relies on a general (*i.e.*, independent of the underlying PDE model) data compression procedure: given the snapshot set, we first perform space-time registration to “freeze” the position of the shock; then, we resort to POD to approximate the registered (mapped) field. To estimate the registered field, we resort to an hyper-reduced approximate minimum residual formulation: our statement is based on the introduction of a low-dimensional empirical test space [45] and of an empirical quadrature rule [16, 54] to reduce online assembling costs.

Numerical results demonstrate the effectiveness of the space-time registration-based compression strategy to construct a low-dimensional representation of the solution manifold for the two model problems considered. Furthermore, by improving the linear compressibility of the solution manifold, registration has also the effect of reducing the required size J of the empirical test space, and also the number Q of sampled elements.

We aim to extend the approach in several directions. In this work, we resorted to a non-intrusive method for the computation of the mapping coefficients, and to an intrusive (projection-based) method for the computation of the registered solution: in the future, we aim to combine our data compression procedure with fully-intrusive ROMs and non-intrusive ROMs. Fully-intrusive approaches based on projection (see [31]) might help us devise robust ROMs based on moderate-dimensional snapshot sets. Furthermore, if complemented by reliable *a posteriori* error indicators, they might also lead to the development of adaptive sampling algorithms to dramatically reduce offline training costs. On the other hand, non-intrusive techniques (see [11, 17, 20]) might be considerably easier to implement and also to integrate with existing codes, and – at the price of larger training costs – might contribute to reduce online costs.

We also wish to investigate the performance of the proposed model reduction technique to a broader class of PDE models in computational mechanics, in one and more dimensions. In this respect, we wish to consider two-dimensional steady and unsteady advection-dominated problems that arise in incompressible and compressible fluid mechanics applications. Furthermore, we envision that our approach might be of interest for solid mechanics applications such as contact problems.

APPENDIX A. CHANGE-OF-VARIABLE FORMULAS

For completeness, we report here standard change-of-variable formulas used to derive the mapped formulation of Section 2.1. Given $\tilde{\mathbb{D}} \subset \Omega$ and the bijection $\Phi : \tilde{\mathbb{D}} \rightarrow \mathbb{D}$, we have

$$\int_{\mathbb{D}} u \, d\mathbf{x} = \int_{\tilde{\mathbb{D}}} (u \circ \Phi) \, g \, d\mathbf{X};$$

$$\int_{\mathbb{D}} \mathbf{b} \cdot \nabla u \, d\mathbf{x} = \int_{\tilde{\mathbb{D}}} \mathbf{b} \circ \Phi \cdot \left(\mathbf{G}^{-T} \tilde{\nabla} u \circ \Phi \right) \, g \, d\mathbf{X} \quad (\text{A.1})$$

$$\int_{\partial \mathbb{D}} u \, d\mathbf{x} = \int_{\partial \tilde{\mathbb{D}}} u \circ \Phi \, \|g \mathbf{G}^{-T} \mathbf{N}\|_2 \, d\mathbf{X}; \quad (\text{A.2})$$

for all $u, \mathbf{b} \in C^1(\Omega)$. Note that (A.1)₃ is a straightforward consequence of Nanson’s formula (*cf.* [29], Chap. 1).

Fluxes F_{Φ}, S_{Φ} should satisfy

$$\int_{\tilde{\mathbb{D}}} \left(\tilde{\nabla} \cdot F_{\Phi}(\tilde{U}) - S_{\Phi}(\tilde{U}) \right) \, d\mathbf{X} = \int_{\mathbb{D}} \left(\nabla \cdot F(U) - S(U) \right) \, d\mathbf{x},$$

for all $U \in C^1(\Omega; \mathbb{R}^P)$. Exploiting (A.1), and the divergence theorem, we obtain that F_Φ, S_Φ satisfy $F_\Phi(\cdot) = gF(\cdot)\mathbf{G}^{-T}$ and $S_\Phi(\cdot) = gS(\cdot)$, which is (2.3b).

APPENDIX B. ONLINE RESIDUAL CALCULATIONS

We provide some details concerning the online calculation of the residual; we further explain why the CG approximation reduces the memory cost of the ROM. As in the main body of the paper, we denote by $\mathcal{I}_{\text{eq}} \subset \{1, \dots, N_e\}$ the sampled elements over which we perform online integration, and we define $\mathcal{X}_{\text{hf}}^{\text{cg}} = \mathcal{X}_{\text{hf}} \cap [C(\Omega)]^D$. We also denote by \mathcal{U}_{hf} the scalar DG FE space of order p such that $\mathcal{X}_{\text{hf}} = [\mathcal{U}_{\text{hf}}]^D$. We define the average operator $\{\cdot\}$, the normal vector average $\{\cdot\}_{\mathbf{n}}$, and the jump operator $\mathcal{J}(\cdot)$ such that

$$\{w\} = \begin{cases} \frac{1}{2}(w^+ + w^-) & \text{on } \partial\mathcal{T}_{\text{hf}} \setminus \partial\Omega, \\ w & \text{on } \partial\mathcal{T}_{\text{hf}} \cap \partial\Omega; \end{cases} \quad \{w\}_{\mathbf{n}} = \{w\} \cdot \mathbf{n}^+; \quad \mathcal{J}w = \begin{cases} w^+ - w^- & \text{on } \partial\mathcal{T}_{\text{hf}} \setminus \partial\Omega, \\ w & \text{on } \partial\mathcal{T}_{\text{hf}} \cap \partial\Omega. \end{cases} \quad (\text{B.1})$$

We further denote by $\Gamma_{\text{D}}^i \subset \partial\Omega$ the Dirichlet boundary for the i -th component of the solution field, $i = 1, \dots, D$; and we introduce the Dirichlet operators

$$(\mathcal{D}(w))_i = \begin{cases} (U_{\text{D}})_i & \text{on } \partial\mathcal{T}_{\text{hf}} \cap \Gamma_{\text{D}}^i, \\ w_i & \text{on } \partial\mathcal{T}_{\text{hf}} \setminus \Gamma_{\text{D}}^i, \end{cases} \quad \mathcal{J}_{\text{D}}^i v = \begin{cases} v^+ - v^- & \text{on } \partial\mathcal{T}_{\text{hf}} \cap \Gamma_{\text{D}}^i, \\ v - (U_{\text{D}})_i & \text{on } \partial\mathcal{T}_{\text{hf}} \setminus \Gamma_{\text{D}}^i. \end{cases} \quad i = 1, \dots, D; \quad (\text{B.2})$$

where $w \in \mathcal{X}_{\text{hf}}$ and $v \in \mathcal{U}_{\text{hf}}$. Finally, given the facet $\partial\mathcal{D}_\ell^k$, $\ell = 1, 2, 3$, $k = 1, \dots, N_e$, we introduce the lifting operator $\mathbf{r}_{\ell,k} : [L^2(\partial\mathcal{D}_\ell^k)]^d \rightarrow [\mathcal{U}_{\text{hf}}]^2$

$$\sum_{k'} \int_{\mathcal{D}^{k'}} \mathbf{r}_{\ell,k}(w) \cdot v \, dx = - \int_{\partial\mathcal{D}_\ell^k} w \cdot \{v\} \, dx \quad \forall \mathbf{v} \in [\mathcal{U}_{\text{hf}}]^2. \quad (\text{B.3})$$

Recalling the expression of R_Φ^c and R^d , we find that $R_\Phi^{\text{c,eq}}(w, v) = \sum_{k \in \mathcal{I}_{\text{eq}}} \rho_k^{\text{eq}} r_k^c(w, v)$ and $R^{\text{d,eq}}(w, v) = \sum_{k \in \mathcal{I}_{\text{eq}}} \rho_k^{\text{eq}} r_k^d(w, v)$ with

$$\begin{aligned} r_k^c(w, v) &= \int_{\partial\mathcal{D}^k} v \cdot \mathcal{H}_\Phi(w^+, w^-, \mathbf{N}) \, d\mathbf{X} - \int_{\mathcal{D}^k} \tilde{\nabla} v \cdot F_\Phi(w) \, d\mathbf{X} - \int_{\mathcal{D}^k} v \cdot S_\Phi(w) \, d\mathbf{X} \\ r_k^d(w, v) &= \left(\sum_{i=1}^D \sum_{\ell=1}^3 \int_{\partial\mathcal{D}_\ell^k} \delta_i^{\text{D}} \left(\{\varepsilon \tilde{\nabla} w_i\}_{\mathbf{n}} \cdot \mathcal{J} v_i + \eta \{\varepsilon \mathbf{r}_{\ell,k}(\mathbf{n}^+ \mathcal{J}_{\text{D}}^i(w_i))\}_{\mathbf{n}} \cdot \mathcal{J} v_i + \{\varepsilon \tilde{\nabla} v_i\}_{\mathbf{n}} \cdot \mathcal{J}_{\text{D}}^i w_i \right) \, d\mathbf{X} \right) \\ &\quad - \int_{\mathcal{D}^k} \varepsilon \tilde{\nabla} w \cdot \tilde{\nabla} v \, d\mathbf{X}, \end{aligned} \quad (\text{B.4})$$

for all $w, v \in \mathcal{X}_{\text{hf}}$, where $\eta = 3$, $\delta_i^{\text{D}} = \frac{1}{2}$ on interior facets, $\delta_i^{\text{D}} = 1$ on Γ_{D}^i and $\delta_i^{\text{D}} = 0$ on $\partial\Omega \setminus \Gamma_{\text{D}}^i$. Then, exploiting the consistency of the numerical flux, and the fact that if w is continuous, $w^+ = w^-$ on interior facets, we obtain

$$r_k^c(w, v) = \int_{\partial\mathcal{D}^k} \|g\mathbf{G}^{-T}\mathbf{N}\|_2 v \cdot (F(\mathcal{D}(w)) \cdot \mathbf{n}) \, d\mathbf{X} - \int_{\mathcal{D}^k} \tilde{\nabla} v \cdot F_\Phi(w) \, d\mathbf{X} - \int_{\mathcal{D}^k} v \cdot S_\Phi(w) \, d\mathbf{X}, \quad (\text{B.5a})$$

and

$$\begin{aligned} r_k^d(w, v) &= \left(\sum_{i=1}^D \sum_{\ell=1}^3 \int_{\partial\mathcal{D}_\ell^k \cap \Gamma_{\text{D}}^i} \delta_i^{\text{D}} \left((\varepsilon \tilde{\nabla} w_i + \eta \varepsilon \mathbf{r}_{\ell,k}(\mathbf{n} \mathcal{J}_{\text{D}}^i w_i)) \cdot \mathbf{n} v_i + \{\varepsilon \tilde{\nabla} v_i\}_{\mathbf{n}} \cdot \mathcal{J}_{\text{D}}^i w_i \right) \, d\mathbf{X} \right) \\ &\quad - \int_{\mathcal{D}^k} \varepsilon \tilde{\nabla} w \cdot \tilde{\nabla} v \, d\mathbf{X}. \end{aligned} \quad (\text{B.5b})$$

Note that the computation of $r_k^c(w, v)$ and $r_k^d(w, v)$ in (B.5) requires the knowledge of w, v only in \mathcal{D}^k and can be performed using element-wise residual evaluation routines implemented in many DG codes.

APPENDIX C. APPROXIMATE MINIMUM RESIDUAL: ANALYSIS OF THE LINEAR CASE

We study the performance of the approximate minimum residual (AMR) formulation for linear inf-sup stable problems:

$$\text{find } u^* \in \mathcal{X} : A(u^*, v) = F(v) \quad \forall v \in \mathcal{Y}, \quad (\text{C.1})$$

where $(\mathcal{X}, \|\cdot\| = \sqrt{(\cdot, \cdot)})$ and $(\mathcal{Y}, \|\cdot\| = \sqrt{((\cdot, \cdot))})$ are suitable Hilbert spaces, and A and F are a bilinear and a linear form, $A \in \mathfrak{L}(\mathcal{X}, \mathcal{Y}')$, $F \in \mathcal{Y}'$. We denote by γ and β the continuity and inf-sup constants associated with the form A :

$$\beta = \inf_{w \in \mathcal{X} \setminus \{0\}} \sup_{v \in \mathcal{Y} \setminus \{0\}} \frac{A(w, v)}{\|w\| \|v\|}, \quad \gamma = \sup_{w \in \mathcal{X} \setminus \{0\}} \sup_{v \in \mathcal{Y} \setminus \{0\}} \frac{A(w, v)}{\|w\| \|v\|}.$$

Given the N -dimensional space $\mathcal{Z}_N \subset \mathcal{X}$ and the J -dimensional space $\mathcal{Y}_J \subset \mathcal{Y}$, $J \geq N$, we define the AMR statement:

$$\hat{u} = \arg \min_{u \in \mathcal{Z}_N} \|A(u, \cdot) - F\|_{\mathcal{Y}'_J} := \sup_{v \in \mathcal{Y}_J \setminus \{0\}} \frac{A(u, v) - F(v)}{\|v\|}. \quad (\text{C.2})$$

Note that AMR reduces to Galerkin for $\mathcal{Y}_J = \mathcal{Z}_N$, while AMR reduces to minimum residual for $\mathcal{Y}_J = \mathcal{Y}$.

In view of the analysis, we introduce the reduced inf-sup constant

$$\beta_{N,J} = \inf_{w \in \mathcal{Z}_N \setminus \{0\}} \sup_{v \in \mathcal{Y}_J \setminus \{0\}} \frac{A(w, v)}{\|w\| \|v\|}; \quad (\text{C.3})$$

furthermore, we introduce the supremizing operator $S : \mathcal{Z}_N \rightarrow \mathcal{Y}$ such that $S(\zeta) = \mathbf{R}_Y A(\zeta, \cdot)$, that is

$$((S(\zeta), v)) = A(\zeta, v) \quad \forall v \in \mathcal{Y},$$

and the constant

$$\delta_{N,J}^{\text{test}} = \inf_{s \in \mathcal{Y}_N^{\text{opt}}} \sup_{v \in \mathcal{Y}_J} \frac{((s, v))}{\|s\| \|v\|} \quad (\text{C.4})$$

where $\mathcal{Y}_N^{\text{opt}} = \{S(\zeta) : \zeta \in \mathcal{Z}_N\}$. Note that $\mathcal{Y}_N^{\text{opt}}$ is the linear counterpart of the space in (4.8): the constant $\delta_{n,m}^{\text{test}}$ measures the proximity between the test space \mathcal{Y}_J and the optimal test space $\mathcal{Y}_N^{\text{opt}}$.

Next Proposition contains the key results of this section. In particular, we observe that the performance depends on the behavior of $\delta_{N,J}^{\text{test}}$ and thus on the proximity between \mathcal{Y}_J and $\mathcal{Y}_N^{\text{opt}}$: this motivates the sampling strategy in Algorithm 3.

Proposition C.1. *If $\beta, \beta_{N,J} > 0$, the solution \hat{u} to (C.2) exists and is unique. Furthermore, the following hold:*

$$\|\hat{u}\| \leq \frac{1}{\beta_{N,J}} \|F\|_{\mathcal{Y}'_J}; \quad (\text{C.5a})$$

$$\|\hat{u} - u^*\| \leq \frac{\gamma}{\delta_{N,J}^{\text{test}} \beta} \inf_{u \in \mathcal{Z}_N} \|u - u^*\|. \quad (\text{C.5b})$$

Proof. We first observe that any solution to (C.2) satisfies (the proof is straightforward):

$$\text{find } \hat{u} \in \mathcal{Z}_N : A(\hat{u}, v) = F(v) \quad \forall v \in \mathcal{Y}_{N,J} := \text{span}\{\phi_n^J\}_{n=1}^N, \quad (\text{C.6})$$

where ϕ_n^J satisfies $((\phi_n^J, v)) = A(\zeta_n, v)$ for all $v \in \mathcal{Y}_J$, $n = 1, \dots, N$. Then, we observe that $A(\zeta, \eta) = A(\zeta, \Pi_{\mathcal{Y}_{N,J}}^{\mathcal{Y}} \eta)$ for all $\zeta \in \mathcal{Z}_N$ and $\eta \in \mathcal{Y}_J$, where $\Pi_{\mathcal{Y}_{N,J}}^{\mathcal{Y}} : \mathcal{Y} \rightarrow \mathcal{Y}_{N,J}$ denotes the projection operator on $\mathcal{Y}_{N,J}$ with respect to the \mathcal{Y} norm. As a result, we find that the inf-sup constant $\beta_{N,J}^*$ associated with (C.6) satisfies

$$\beta_{N,J}^* = \inf_{w \in \mathcal{Z}_N \setminus \{0\}} \sup_{v \in \mathcal{Y}_{N,J} \setminus \{0\}} \frac{A(w, v)}{\|w\| \|v\|} = \inf_{w \in \mathcal{Z}_N \setminus \{0\}} \sup_{v \in \mathcal{Y}_J \setminus \{0\}} \frac{A(w, v)}{\|w\| \|v\|} = \beta_{N,J}.$$

In conclusion, exploiting a standard argument for inf-sup stable problems, we find that the solution \hat{u} to (C.6) – and thus the solution to (C.2) – is unique and $\|\hat{u}\| \leq \frac{1}{\beta_{N,J}} \|F\|_{\mathcal{Y}'}$, which is (C.5a).

In order to prove (C.5b), we first exploit the argument in [52] to show that

$$\|\hat{u} - u^*\| \leq \frac{\gamma}{\beta_{N,J}} \inf_{u \in \mathcal{Z}_N} \|u - u^*\|.$$

Towards this end, we define the operator $\mathfrak{S} : \mathcal{X} \rightarrow \mathcal{Z}_N$, $\mathfrak{S}(w) := \arg \min_{\zeta \in \mathcal{Z}_N} \|A(\zeta - w, \cdot)\|_{\mathcal{Y}'}$. Note that $\hat{u} = \mathfrak{S}(u^*)$. Clearly, $\mathfrak{S}(\zeta) = \zeta$ for all $\zeta \in \mathcal{Z}_N$: this implies that \mathfrak{S} is idempotent, that is $\mathfrak{S}(\mathfrak{S}(w)) = \mathfrak{S}(w)$ for all $w \in \mathcal{X}$. Therefore, exploiting a standard result in Functional Analysis (see, e.g., [44]), we have $\|\mathfrak{S}\|_{\mathfrak{L}(\mathcal{X}, \mathcal{X})} = \|\mathbb{1} - \mathfrak{S}\|_{\mathfrak{L}(\mathcal{X}, \mathcal{X})}$. Furthermore, recalling (C.5a), we find

$$\|\mathfrak{S}(w)\| \leq \frac{1}{\beta_{N,J}} \|A(w, \cdot)\|_{\mathcal{Y}'} \leq \frac{\gamma}{\beta_{N,J}} \|w\| \Rightarrow \|\mathfrak{S}\|_{\mathfrak{L}(\mathcal{X}, \mathcal{X})} \leq \frac{\gamma}{\beta_{N,J}}.$$

In conclusion, we obtain, for any $\zeta \in \mathcal{Z}_N$,

$$\|u^* - \hat{u}\| = \|(\mathbb{1} - \mathfrak{S})u^*\| = \|(\mathbb{1} - \mathfrak{S})(u^* - \zeta)\| \leq \|\mathbb{1} - \mathfrak{S}\|_{\mathfrak{L}(\mathcal{X}, \mathcal{X})} \|u^* - \zeta\| \leq \frac{\gamma}{\beta_{N,J}} \|u^* - \zeta\|,$$

which is the desired result. Note that in the second identity we used the fact that $(\mathbb{1} - \mathfrak{S})\zeta = 0$ for all $\zeta \in \mathcal{Z}_N$.

It remains to prove that $\beta_{N,J} \geq \delta_{N,J}^{\text{test}} \beta$. Recalling the definition of the supremizing operator S and the projection theorem, we find

$$\begin{cases} \sup_{v \in \mathcal{Y}_J} \frac{A(\zeta, v)}{\|v\|} = \sup_{v \in \mathcal{Y}_J} \frac{((S(\zeta), v))}{\|v\|} = \|\Pi_{\mathcal{Y}_J}^{\mathcal{Y}} S(\zeta)\| & \forall \zeta \in \mathcal{Z}_N; \\ \|\Pi_{\mathcal{Y}_J}^{\mathcal{Y}} s\| \geq \delta_{N,J}^{\text{test}} \|s\| & \forall s \in \mathcal{Y}_N^{\text{opt}}; \\ \|S(\zeta)\| \geq \beta \|\zeta\| & \forall \zeta \in \mathcal{Z}_N. \end{cases}$$

Then, exploiting the previous estimates, we find

$$\sup_{v \in \mathcal{Y}_J} \frac{A(\zeta, v)}{\|v\|} = \|\Pi_{\mathcal{Y}_J}^{\mathcal{Y}} S(\zeta)\| \geq \delta_{N,J}^{\text{test}} \|S(\zeta)\| \geq \beta \delta_{N,J}^{\text{test}} \|\zeta\|, \quad \forall \zeta \in \mathcal{Z}_N,$$

which is the desired result. \square

APPENDIX D. DERIVATION OF THE ACCURACY CONSTRAINTS (4.10)

We illustrate how to apply the Brezzi–Rappaz–Raviart (BRR, [6, 9]) theory to estimate the error between the solution \hat{U}^{hf} to (4.6) and the solution \hat{U} to (4.7), $E^{\text{eq}} = \|\hat{U}^{\text{hf}} - \hat{U}\| = \|\hat{\alpha}^{\text{hf}} - \hat{\alpha}\|_2$. We omit the dependence on μ for notational brevity. First, we present the following lemma (see [54], Lem. 3.1).

Lemma 1. *We introduce the C^1 function $\mathcal{N} : \mathbb{R}^N \rightarrow \mathbb{R}^N$, $\alpha \in \mathbb{R}^N$ such that the Jacobian $D\mathcal{N}(\alpha) \in \mathbb{R}^{N,N}$ is non-singular, and constants ϵ, γ and $L(r)$ such that*

$$\|\mathcal{N}(\alpha)\|_2 \leq \epsilon, \quad \|D\mathcal{N}(\alpha)^{-1}\|_2 \leq \gamma, \quad \sup_{\mathbf{w}: \|\mathbf{w} - \alpha\|_2 \leq r} \|D\mathcal{N}(\mathbf{w}) - D\mathcal{N}(\alpha)\|_2 \leq L(r). \quad (\text{D.1})$$

Suppose that $2\gamma L(2\gamma\epsilon) \leq 1$. Then, for all $\beta \geq 2\gamma\epsilon$ such that $\gamma L(\beta) < 1$, there exists a unique solution α^* that satisfies $\mathcal{N}(\alpha^*) = \mathbf{0}$ in the ball of radius β centered in α . Furthermore, we have

$$\|\alpha^* - \alpha\|_2 \leq 2\gamma \|\mathcal{N}(\alpha^*)\|_2. \quad (\text{D.2})$$

We apply Lemma 1 to analyze the quadrature error E^{eq} . Towards this end, we define

$$\mathcal{N}(\boldsymbol{\alpha}) = \frac{1}{2} \nabla \|\mathbf{R}_{N,J}^{\text{hf}}(\boldsymbol{\alpha})\|_2^2 = (\mathbf{J}_{N,J}^{\text{hf}}(\boldsymbol{\alpha}))^T \mathbf{R}_{N,J}^{\text{hf}}(\boldsymbol{\alpha}). \quad (\text{D.3})$$

Clearly, any $\boldsymbol{\alpha}^*$ satisfying $\mathcal{N}(\boldsymbol{\alpha}^*) = \mathbf{0}$ is a stationary point of the objective function in (4.6): as a result, if $\hat{\boldsymbol{\alpha}}$ satisfies the hypotheses of Lemma 1 with \mathcal{N} as in (D.3), there exists a unique solution $\hat{\boldsymbol{\alpha}}^*$ such that $\mathcal{N}(\hat{\boldsymbol{\alpha}}^*) = \mathbf{0}$ in a neighborhood of $\hat{\boldsymbol{\alpha}}$ and $\|\hat{\boldsymbol{\alpha}} - \hat{\boldsymbol{\alpha}}^*\|_2 \leq 2\gamma \|\mathcal{N}(\hat{\boldsymbol{\alpha}})\|_2$.

Since $\mathbf{J}_{N,J}^{\text{eq}}(\hat{\boldsymbol{\alpha}})^T \mathbf{R}_{N,J}^{\text{eq}}(\hat{\boldsymbol{\alpha}}) = \mathbf{0}$, by straightforward manipulations, we find that

$$\|\mathcal{N}(\hat{\boldsymbol{\alpha}})\|_2 \leq \underbrace{\|\mathbf{J}_{N,J}^{\text{hf}}(\hat{\boldsymbol{\alpha}}) - \mathbf{J}_{N,J}^{\text{eq}}(\hat{\boldsymbol{\alpha}})\|_2}_{=:(\text{I})} \|\mathbf{R}_{N,J}^{\text{eq}}(\hat{\boldsymbol{\alpha}})\|_2 + \underbrace{\|\mathbf{J}_{N,J}^{\text{hf}}(\hat{\boldsymbol{\alpha}})^T (\mathbf{R}_{N,J}^{\text{hf}}(\hat{\boldsymbol{\alpha}}) - \mathbf{R}_{N,J}^{\text{eq}}(\hat{\boldsymbol{\alpha}}))\|_2}_{=:(\text{II})}.$$

This estimate shows that the residual $\|\mathcal{N}(\hat{\boldsymbol{\alpha}})\|_2$ is controlled by the quadrature errors (I) and (II). Note that (II) corresponds to the accuracy constraint (4.10); on the other hand, we choose to exclude the constraints associated with the Jacobian. The reason is twofold: first, controlling (I) requires NJn_{train} additional constraints and is thus expensive for offline calculations; second, (I) is multiplied by the empirical residual $\|\mathbf{R}_{N,J}^{\text{eq}}(\hat{\boldsymbol{\alpha}})\|_2$, which is expected to be small for $J = \mathcal{O}(N)$.

APPENDIX E. FURTHER INVESTIGATIONS ON DATA COMPRESSION

E.1. Burgers equation

We investigate the compressibility of the manifold $\mathcal{M}_{\text{space}} = \{U_\mu(t) : t \in (0, T), \mu \in \mathcal{P}\} \subset L^2(0, L)$, which needs to be approximated in time-marching ROMs. Towards this end, we assess performance of POD in the unregistered and in the registered case; for simplicity, we here restrict ourselves to the case $\mathcal{P} = \{\bar{\mu}\}$, $\bar{\mu} = [1, 0.25]$. Figure E.1 shows the behavior of $U_\mu(t)$ and the projection $\Pi_{\mathcal{Z}_N} U_\mu(t)$ for two time instants. Here, \mathcal{Z}_N is the $N = 20$ -dimensional POD space built based on $n_{\text{train}} = 200$ temporal snapshots associated with the equispaced sampling times $\{t_s^k\}_{k=1}^{n_{\text{train}}}$. As expected, linear methods are extremely inefficient to capture shock waves: the projection error is indeed significant despite the relatively-large number of retained modes.

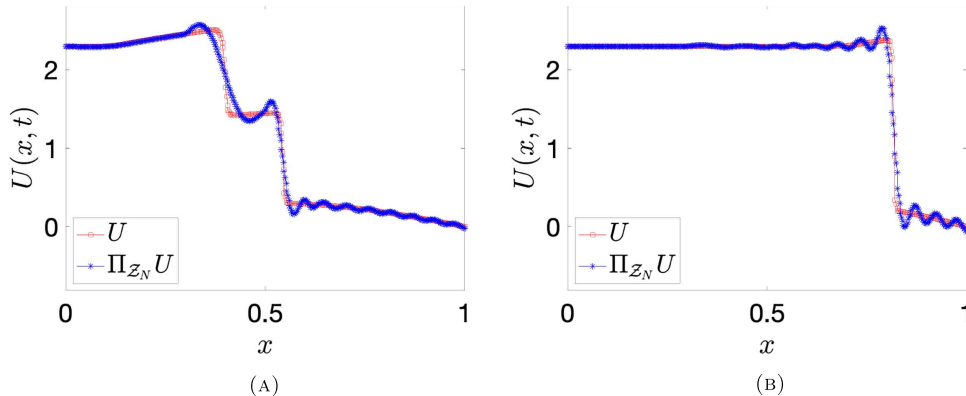


FIGURE E.1. Burgers equation; performance of spatial linear compression for $\mu = [1, 0.25]$ (unregistered case, $N = 20$). (A) $t = 0.05$. (B) $t = 0.3$.

In Figures E.2–E.4, we investigate performance of spatial registration. Here, the mapping is generated based on $n_{\text{train}} = 200$ snapshots through Algorithm 1 with $N_{\text{max}} = 5$, $\xi = 10^{-2}$, $M_{\text{hf}} = 100$, $\text{tol}_{\text{pod}} = 10^{-4}$. We

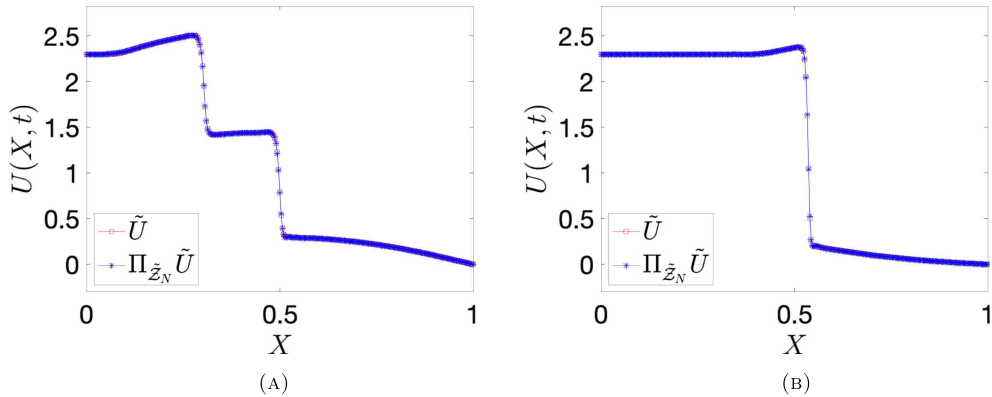


FIGURE E.2. Burgers equation; performance of spatial compression for $\mu = [1, 0.25]$ with spatial registration ($N = 20$). (A) $t = 0.05$. (B) $t = 0.3$.

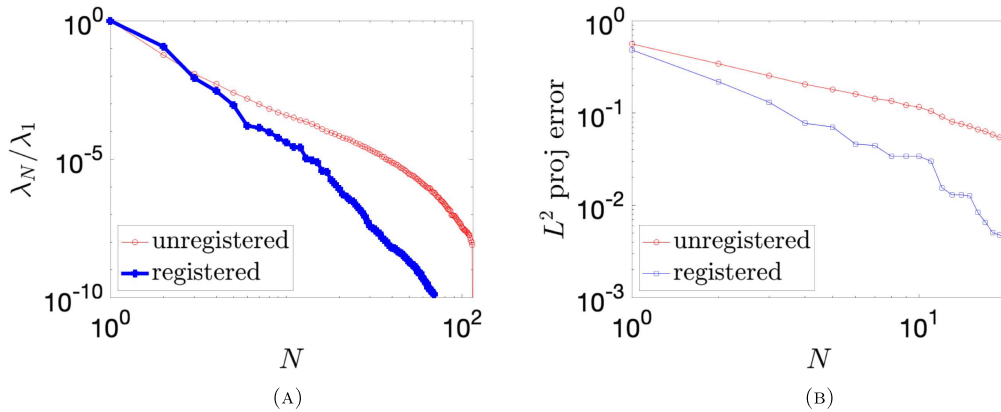


FIGURE E.3. Burgers equation; compression for $\mu = [1, 0.25]$ with spatial registration. (A) Behavior of normalized POD eigenvalues associated with the unregistered and registered temporal snapshots. (B) Behavior of the maximum in-sample projection error $E^{\text{bf}, \infty}$.

further consider $\mathcal{T}_{N_0=2} = \text{span}\{U_\mu(0), U_\mu(T)\}$ as initial template space; the resulting map consists of a four-term expansion ($M = 4$). In Figure E.2, we show the behavior of $\tilde{U}_\mu(t)$ and the projection $\Pi_{\mathcal{Z}_N} \tilde{U}_\mu(t)$, where \mathcal{Z}_N is the $N = 20$ -dimensional POD space built based on the mapped snapshots. In Figure E.3a, we compare the behavior of the normalized POD eigenvalues with and without registration; similarly, in Figure E.3b, we show the in-sample projection error $E^{\text{bf}, \infty} = \max_{j=1, \dots, n_{\text{train}}} E^{\text{bf}}(t_s^j)$, for registered and unregistered configurations (*cf.* (1.2)). We observe that registration improves performance of POD for this model problem.

Figure E.4, which depicts the behavior of the physical and mapped solution for two time steps, shows that the mapping has the effect of “squeezing” the transition from one shock to zero shock by artificially increasing the wave speed. In the framework of projection-based ROMs, this poses serious issues for the numerical temporal integration.

In Figure E.5, we show the unregistered and registered solution fields for two values of the parameter and for three horizontal slices of Ω . In the unregistered case, these slices correspond to the solution for three time instants. We observe that space-time registration is able to nearly “freeze” the position of the jump discontinuities with

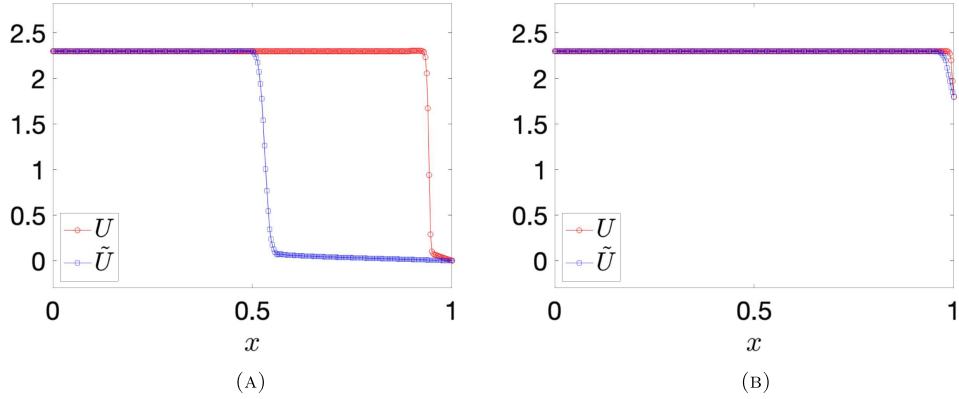


FIGURE E.4. Burgers equation; spatial compression for $\mu = [1, 0.25]$ with spatial registration. Behavior of U_μ and \tilde{U}_μ for two time instants. (A) $t = 0.4$. (B) $t = 0.45$.

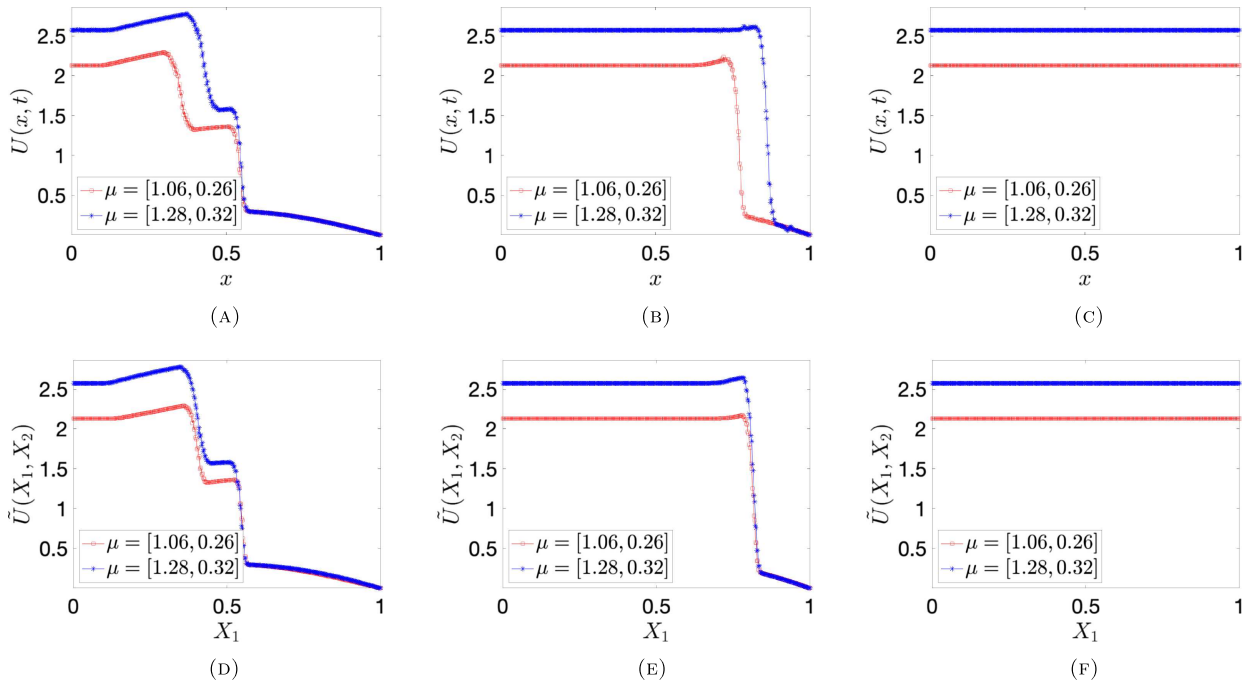


FIGURE E.5. Burgers equation; space-time registration. Behavior of the solution field for two values of μ and three values of the second coordinate. (A)–(C) Behavior in physical domain for $t = 0.05, 0.3, 0.8$. (D)–(F) Behavior in reference domain for $X_2 = 0.05, 0.3, 0.8$.

respect to parameter. These results suggest that the self-similar structures of the present problem can only be captured by considering the space-time behavior of the solution field.

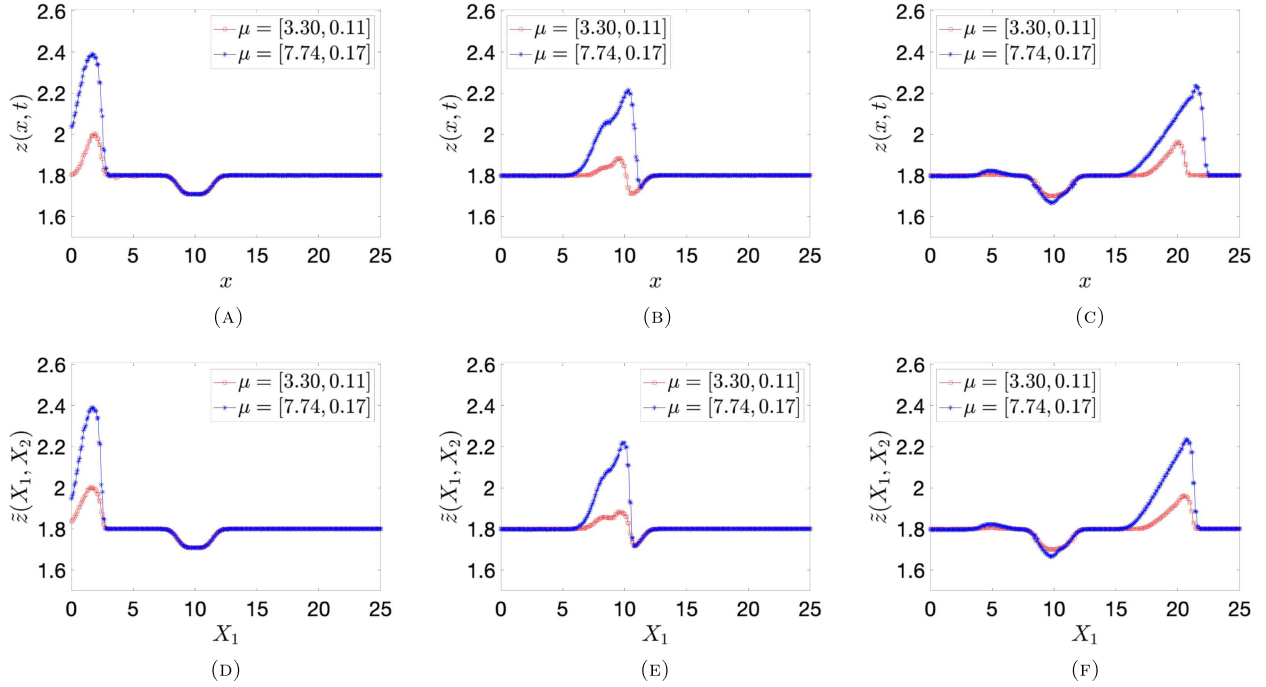


FIGURE E.6. Shallow water equations; space-time registration. Behavior of the free surface z for two values of μ and three values of the second coordinate. (A)–(C) Behavior in physical domain for $t = 0.4, 1.5, 3$. (D)–(F) Behavior in reference domain for $X_2 = 0.4, 1.5, 3$.

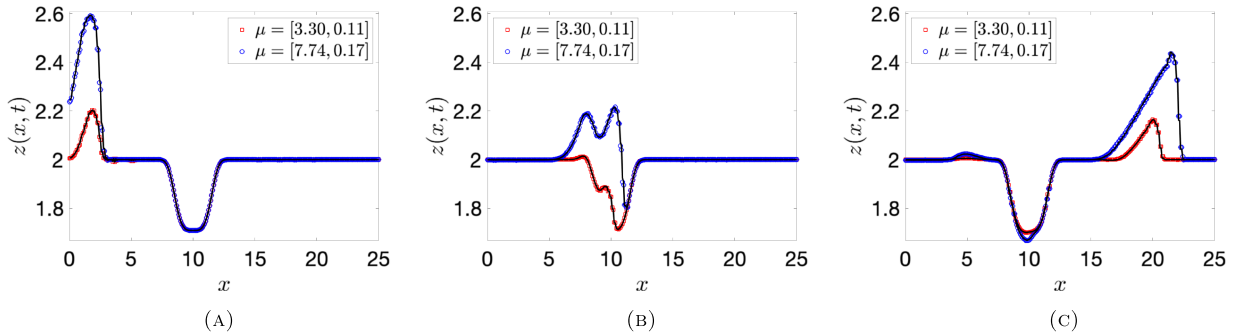


FIGURE E.7. Shallow water equations; space-time registration. Behavior of the free surface z_μ and of the optimal nonlinear reconstruction $\hat{z}_\mu^{\text{opt}} = (\hat{U}_\mu^{\text{opt}})_1 + b$ (black line) (see (E.1) and (2.9a)) for two values of μ and three time instants, with $N = 3$. (A) $t = 0.4$. (B) $t = 1.5$. (C) $t = 3$.

E.2. Shallow water equations

We present further investigations of the space-time registration for the shallow water equations. Figure E.6 shows the unregistered and registered free surface z for two values of the parameter and for three horizontal slices of Ω . As for the previous model problem, the registration procedure is able to nearly fix the position of the travelling wave with respect to parameter.

In Figure E.7, we investigate the optimal reconstruction properties of the proposed approximation. Given $U_\mu \in \mathcal{M}$ and the POD space $\mathcal{Z}_N = \text{span}\{\zeta_n\}_{n=1}^N \subset \mathcal{X}$ obtained based on the mapped snapshots $\{\tilde{U}_{\mu^k}\}_{k=1}^{n_{\text{train}}}$, we define

$$\hat{U}_\mu^{\text{opt}} := \Pi_{\mathcal{Z}_{N,\mu}} U_\mu, \quad \text{where } \mathcal{Z}_{N,\mu} = \text{span}\{\zeta_n \circ \Phi_\mu^{-1}\}_{n=1}^N. \quad (\text{E.1})$$

Figures E.7a–E.7c show the solution U_μ and the approximation \hat{U}_μ^{opt} (black continuous line) for two values of μ and three time instants. We here report results for $N = 3$. We observe that we are able to obtain accurate reconstructions with an extremely low-dimensional representation.

Acknowledgements. The authors thank Dr. Andrea Ferrero (Politecnico di Torino) and Professor Angelo Iollo (Inria Bordeaux) for fruitful discussions. The present work was partially supported by EDF (EDF-INRIA research project number 8610-4220129899).

REFERENCES

- [1] D.N. Arnold, F. Brezzi, B. Cockburn and L.D. Marini, Unified analysis of discontinuous Galerkin methods for elliptic problems. *SIAM J. Numer. Anal.* **39** (2002) 1749–1779.
- [2] F. Bassi, A. Crivellini, S. Rebay and M. Savini, Discontinuous Galerkin solution of the Reynolds-averaged Navier–Stokes and k - ω turbulence model equations. *Comput. Fluids* **34** (2005) 507–540.
- [3] F. Bassi and S. Rebay, A high-order accurate discontinuous finite element method for the numerical solution of the compressible Navier–Stokes equations. *J. Comput. Phys.* **131** (1997) 267–279.
- [4] G. Berkooz, P. Holmes and J. Lumley, The proper orthogonal decomposition in the analysis of turbulent flows. *Ann. Rev. Fluid Mech.* **25** (1993) 539–575.
- [5] P. Binev, A. Cohen, W. Dahmen, R. DeVore, G. Petrova and P. Wojtaszczyk, Convergence rates for greedy algorithms in reduced basis methods. *SIAM J. Math. Anal.* **43** (2011) 1457–1472.
- [6] F. Brezzi, J. Rappaz and P.-A. Raviart, Finite dimensional approximation of nonlinear problems. *Numer. Math.* **36** (1980) 1–25.
- [7] J. Brunken, K. Smetana and K. Urban, (Parametrized) first order transport equations: realization of optimally stable Petrov–Galerkin methods. *SIAM J. Sci. Comput.* **41** (2019) A592–A621.
- [8] T. Bui-Thanh, M. Damodaran and K. Willcox, Proper orthogonal decomposition extensions for parametric applications in compressible aerodynamics. In: *21st AIAA Applied Aerodynamics Conference* (2003) 4213.
- [9] G. Caloz, Numerical analysis for nonlinear and bifurcation problems. *Handbook Numer. Anal.* **5** (1997) 487–637.
- [10] K. Carlberg, C. Farhat, J. Cortial and D. Amsallem, The GNAT method for nonlinear model reduction: effective implementation and application to computational fluid dynamics and turbulent flows. *J. Comput. Phys.* **242** (2013) 623–647.
- [11] R. Chakir and Y. Maday, Une méthode combinée d’éléments finis à deux grilles/bases réduites pour l’approximation des solutions d’une EDP paramétrique. *C. R. Math.* **347** (2009) 435–440.
- [12] G. Collins, K. Fidkowski and C.E. Cesnik, Petrov–Galerkin projection-based model reduction with an optimized test space. In: *AIAA Scitech 2020 Forum* (2020) 1562.
- [13] W. Dahmen, C. Plesken and G. Welper, Double greedy algorithms: reduced basis methods for transport dominated problems. *ESAIM: M2AN* **48** (2014) 623–663.
- [14] J. Donea, A. Huerta, J.-P. Ponthot and A. Rodríguez-Ferran, Arbitrary Lagrangian–Eulerian methods. *Encycl. Comput. Mech. Second Edition* (2017) 1–23.
- [15] R. Everson and L. Sirovich, Karhunen–Loeve procedure for gappy data. *JOSA A* **12** (1995) 1657–1664.
- [16] C. Farhat, T. Chapman and P. Avery, Structure-preserving, stability, and accuracy properties of the energy-conserving sampling and weighting method for the hyper reduction of nonlinear finite element dynamic models. *Int. J. Numer. Methods Eng.* **102** (2015) 1077–1110.
- [17] P. Gallinari, Y. Maday, M. Sangnier, O. Schwander and T. Taddei, Reduced basis’ acquisition by a learning process for rapid on-line approximation of solution to PDE’s: laminar flow past a backstep. *Arch. Comput. Methods Eng.* **25** (2018) 131–141.
- [18] S. Glas, A.T. Patera and K. Urban, A reduced basis method for the wave equation. *Int. J. Comput. Fluid Dyn.* **34** (2020) 139–146.
- [19] S. Grimberg, C. Farhat and N. Youkilis, On the stability of projection-based model order reduction for convection-dominated laminar and turbulent flows. *J. Comput. Phys.* **419** (2020) 109681.
- [20] M. Guo and J.S. Hesthaven, Reduced order modeling for nonlinear structural analysis using gaussian process regression. *Comput. Methods Appl. Mech. Eng.* **341** (2018) 807–826.
- [21] J.S. Hesthaven, G. Rozza and B. Stamm, Certified Reduced Basis Methods for Parametrized Partial Differential Equations. *SpringerBriefs in Mathematics*. Springer, New York (2016).
- [22] J.S. Hesthaven and T. Warburton, Nodal Discontinuous Galerkin Methods: Algorithms, Analysis, and Applications. Vol. 54 of *Texts in Applied Mathematics*. Springer, New York (2007).

- [23] C.W. Hirt, A.A. Amsden and J. Cook, An arbitrary Lagrangian-Eulerian computing method for all flow speeds. *J. Comput. Phys.* **14** (1974) 227–253.
- [24] A. Iollo and D. Lombardi, Advection modes by optimal mass transfer. *Phys. Rev. E* **89** (2014) 022923.
- [25] C.L. Lawson and R.J. Hanson, Solving Least Squares Problems. *Siam* **161** (1974).
- [26] K. Lee and K.T. Carlberg, Model reduction of dynamical systems on nonlinear manifolds using deep convolutional autoencoders. *J. Comput. Phys.* **404** (2020) 108973.
- [27] R.J. LeVeque, Numerical Methods for Conservation Laws. Vol. 3 of *Lectures in Mathematics. ETH Zürich*. Springer, Basel (1992).
- [28] Y. Maday, A.T. Patera and D.V. Rovas, A blackbox reduced-basis output bound method for noncoercive linear problems, edited by D. Cioranescu and J.L. Lions. In: *Studies in Mathematics and its Applications*. Elsevier Science B. V (2001) 533–569.
- [29] J.E. Marsden and T.J. Hughes, *Mathematical Foundations of Elasticity*. Courier Corporation (1994).
- [30] A. Mendible, S.L. Brunton, A.Y. Aravkin, W. Lowrie and J.N. Kutz, Dimensionality reduction and reduced-order modeling for traveling wave physics. *Theor. Comput. Fluid Dyn.* **34** (2020) 385–400.
- [31] R. Mojjani and M. Balajewicz, Arbitrary Lagrangian Eulerian framework for efficient projection-based reduction of convection dominated nonlinear flows. In: *APS Division of Fluid Dynamics Meeting Abstracts* (2017).
- [32] S. Mowlavi and T.P. Sapsis, Model order reduction for stochastic dynamical systems with continuous symmetries. *SIAM J. Sci. Comput.* **40** (2018) A1669–A1695.
- [33] M. Ohlberger and S. Rave, Nonlinear reduced basis approximation of parameterized evolution equations via the method of freezing. *C. R. Math.* **351** (2013) 901–906.
- [34] M. Ohlberger and S. Rave, Reduced basis methods: success, limitations and future challenges. Preprint [arXiv:1511.02021](https://arxiv.org/abs/1511.02021) (2015).
- [35] A.T. Patera and M. Yano, An LP empirical quadrature procedure for parametrized functions. *C. R. Math.* **355** (2017) 1161–1167.
- [36] B. Peherstorfer, Model reduction for transport-dominated problems via online adaptive bases and adaptive sampling. *SIAM J. Sci. Comput.* **42** (2020) A2803–A2836.
- [37] P.-O. Persson and J. Peraire, Sub-cell shock capturing for discontinuous Galerkin methods. In: *44th AIAA Aerospace Sciences Meeting and Exhibit*. (2006) 112.
- [38] A. Quarteroni, A. Manzoni and F. Negri, *Reduced Basis Methods for Partial Differential Equations: An Introduction*. Vol. 92 of *La Matematica per il 3+2*. Springer, Cham (2016).
- [39] J. Reiss, P. Schulze, J. Sesterhenn and V. Mehrmann, The shifted proper orthogonal decomposition: a mode decomposition for multiple transport phenomena. *SIAM J. Sci. Comput.* **40** (2018) A1322–A1344.
- [40] J.A. Rice, *Mathematical Statistics and Data Analysis*. Cengage Learning (2006).
- [41] D. Rim, B. Peherstorfer and K.T. Mandli, Manifold approximations via transported subspaces: model reduction for transport-dominated problems. Preprint [arXiv:1912.13024](https://arxiv.org/abs/1912.13024) (2019).
- [42] C.W. Rowley and J.E. Marsden, Reconstruction equations and the Karhunen–Loève expansion for systems with symmetry. *Phys. D: Nonlinear Phenom.* **142** (2000) 1–19.
- [43] L. Sirovich, Turbulence and the dynamics of coherent structures. I. Coherent structures. *Q. Appl. Math.* **45** (1987) 561–571.
- [44] D.B. Szyld, The many proofs of an identity on the norm of oblique projections. *Numer. Algorithms* **42** (2006) 309–323.
- [45] T. Taddei, An offline/online procedure for dual norm calculations of parameterized functionals: empirical quadrature and empirical test spaces. *Adv. Comput. Math.* **45** (2019) 2429–2462.
- [46] T. Taddei, A registration method for model order reduction: data compression and geometry reduction. *SIAM J. Sci. Comput.* **42** (2020) A997–A10274.
- [47] T. Taddei, S. Perotto and A. Quarteroni, Reduced basis techniques for nonlinear conservation laws. *ESAIM:MAN* **49** (2015) 787–814.
- [48] K. Urban and A.T. Patera, An improved error bound for reduced basis approximation of linear parabolic problems. *Math. Comput.* **83** (2014) 1599–1615.
- [49] S. Volkwein, Model reduction using proper orthogonal decomposition. Lecture Notes, Institute of Mathematics and Scientific Computing, University of Graz. see math.uni-konstanz.de/numerik/personen/volkwein/teaching/POD-Vorlesung.pdf (2011) 1025.
- [50] G. Welper, Interpolation of functions with parameter dependent jumps by transformed snapshots. *SIAM J. Sci. Comput.* **39** (2017) A1225–A1250.
- [51] H. Wendland, *Scattered Data Approximation*. Cambridge University Press (2004) 17.
- [52] J. Xu and L. Zikatanov, Some observations on Babuška and Brezzi theories. *Numer. Math.* **94** (2003) 195–202.
- [53] M. Yano, A space-time Petrov–Galerkin certified reduced basis method: application to the Boussinesq equations. *SIAM J. Sci. Comput.* **36** (2014) A232–A266.
- [54] M. Yano, Discontinuous Galerkin reduced basis empirical quadrature procedure for model reduction of parametrized nonlinear conservation laws. *Adv. Comput. Math.* **45** (2019) 2287–2320.
- [55] M.J. Zahr and P.-O. Persson, An optimization-based approach for high-order accurate discretization of conservation laws with discontinuous solutions. *J. Comput. Phys.* **365** (2018) 105–134.
- [56] M.J. Zahr, A. Shi and P.-O. Persson, Implicit shock tracking using an optimization-based high-order discontinuous galerkin method. *J. Comput. Phys.* **410** (2020) 109385.