



Nonlinear temporal Fresnel diffraction induced by phase jumps in fiber optics

Anastasiia Sheveleva, Christophe Finot

► To cite this version:

Anastasiia Sheveleva, Christophe Finot. Nonlinear temporal Fresnel diffraction induced by phase jumps in fiber optics. EOS Annual Meeting (EOSAM 2020), Sep 2020, Porto, Portugal. pp.11009, 10.1051/epjconf/202023811009 . hal-03141443

HAL Id: hal-03141443

<https://hal.science/hal-03141443>

Submitted on 9 Nov 2023

HAL is a multi-disciplinary open access archive for the deposit and dissemination of scientific research documents, whether they are published or not. The documents may come from teaching and research institutions in France or abroad, or from public or private research centers.

L'archive ouverte pluridisciplinaire **HAL**, est destinée au dépôt et à la diffusion de documents scientifiques de niveau recherche, publiés ou non, émanant des établissements d'enseignement et de recherche français ou étrangers, des laboratoires publics ou privés.

Nonlinear temporal Fresnel diffraction induced by phase jumps in fiber optics

Anastasiia Sheveleva and Christophe Finot *

Laboratoire Interdisciplinaire Carnot de Bourgogne, UMR 6303, UBFC-CNRS, 9 av. A. Savary, 21000 Dijon, France

Abstract. We numerically study the temporal patterns that emerge upon the propagation of one or two π phase jumps in a nonlinear optical fiber. Both normal and anomalous regimes of dispersion are considered. The analytical derivation of linear pattern based on Fresnel's integrals provides some clues to better understand the properties of the resulting coherent structures.

1 Introduction

Diffraction is among the key effects of wave physics with applications in a broad range of technological fields. The knowledge accumulated in the field of spatial optics over the last two centuries is a valuable help to provide insights to a better understanding of the temporal dynamics of a wave experiencing the dispersive propagation. Indeed, the parabolic spectral phase induced by the dispersion of an ultrashort optical pulse is equivalent to the paraxial diffraction affecting the spatial propagation of a light beam [1]. This has been the basis of various recent applications in ultrafast optics including, for example, a temporal analogue to the Arago's spot demonstrated in optical fibers [2].

However, up to now, most the works have mainly focused to the evolution of field that has been intensity modulated. We here discuss the temporal evolution of a continuous wave affected by one or two abrupt π -phase shifts, which is the temporal equivalent of a plane wave transmitted through a transparent plate where a localized phase jump leads to $\lambda/2$ optical path difference. We are particularly interested in the effects of the Kerr nonlinearity on the propagating wave in both the anomalous and normal regimes. We highlight the emergence of coherent nonlinear structures such as bright solitons, Peregrine solitons or black solitons.

2 Evolution of a single phase jump

We first consider the evolution of the wave affected by an ideal single π -phase shift (Fig. 1, panel a, grey line). The light propagates through a 10-km long anomalously dispersive fiber with parameters typical of the SMF-28 fiber at the telecommunication wavelength. When nonlinearity is neglected, the temporal intensity pattern can be derived analytically as [3] (see panel a, black line):

$$I(t) = \frac{1}{2} \left[C_f^2 \left(\frac{\text{sgn}(\beta_2)t}{\sqrt{\pi|\beta_2|z}} \right) + S_f^2 \left(\frac{\text{sgn}(\beta_2)t}{\sqrt{\pi|\beta_2|z}} \right) \right]$$

with t being the temporal coordinate and C_f and S_f being the Fresnel integrals, β_2 the second-order dispersion and z the propagation distance. The analytical expression can be straightforwardly interpreted by the use of the clothoid. This symmetric pattern that emerges is characterized by a central hole surrounded by two marked oscillating edges that move in opposite directions.

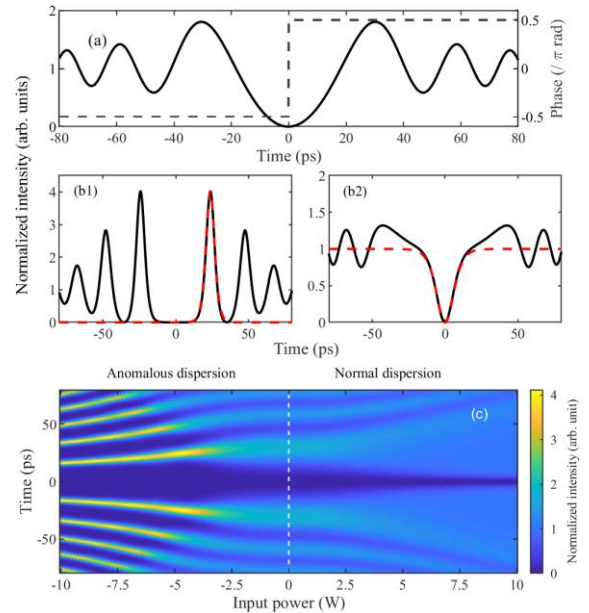


Fig. 1. (a) Initial phase jump (dashed line) and output intensity profile without nonlinearity. (b) Details of the impact of nonlinearity in the anomalous and normal dispersion (b1 and b2). Red dashed lines are fit by a bright and a black soliton. (c) Influence of the initial average power on the output pattern.

When Kerr nonlinearity impacts the propagation, the field evolution is governed by the nonlinear Schrödinger equation that is numerically solved [4]. Output profiles which are plotted on panels (b) stress that the two bright fundamental solitons emerge in the anomalous regime of propagation whereas a single black soliton appears in the normal case. When nonlinearity is increased (panel c), the

* Corresponding author: christophe.finot@u-bourgogne.fr

coherent structures are subjects to the usual scaling laws of solitons.

3 Evolution of a pair of π phase jumps

We have also numerically considered the evolution of a pair of π -phase jumps spaced by $\Delta T = 40$ ps. The linear propagation (Fig. 2a) leads to a more complex pattern that can be understood quite easily in terms of interference [5] between the temporal Arago's pattern and the result of the dispersive evolution of a rectangular wave of width ΔT that is shifted by π . Once again, the linear profile can be analytically expressed in terms of a combination of Fresnel integrals. After 10 km of linear propagation, the dispersive pattern is made of a broad central peak surrounded by strong ripple which peak intensity has been increased compared to the previous case under discussion.

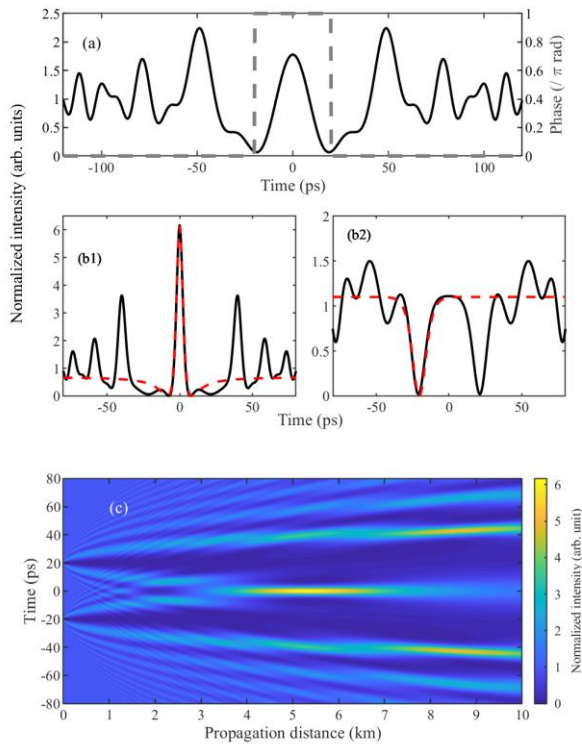


Fig. 2. (a) Initial phase profile (dashed line) and output intensity profile in the linear propagation. (b) Temporal intensity profiles in presence of nonlinearity observed after 5.37 km in a fiber with anomalous dispersion (b1) or after 10 km in a fiber with normal dispersion (b2) for an initial power of 290 mW. The red dashed lines are the profiles of a Peregrine soliton at its point of maximum focusing and of a black soliton. (c) Longitudinal evolution of the intensity profile in the anomalous regime of dispersion.

When nonlinearity is experienced, the patterns have very different dynamic according to the regime of dispersion. The anomalous regime of dispersion is marked by the emergence of a strong central peak that experiences a growth and decay longitudinal evolution (see Fig. 2(c)). At the point of maximum focusing (see Fig. 2(b1)), the ultrashort structure is in close agreement with the shape of a Peregrine soliton [6], with a temporal duration below

6 ps and a peak power that is increased by a factor 6 with respect to the initial average power. This central peak may also split into a doublet of pulses [7] and is surrounded by other breathing structures that have also been identified in the nonlinear Fresnel evolution of a supergaussian pulse [8]. These observations confirm the universal impact of coherent structures linked to modulation instability that emerge not only from intensity perturbation, but also from localized phase defects.

In the normal regime of propagation, the picture gets very different. Instead of an intense central structure, the intensity profiles become nearly constant in-between two black solitons. The position of these dips of light is fixed by position of the initial phase shifts and is not influenced by the power level of the initial continuous wave.

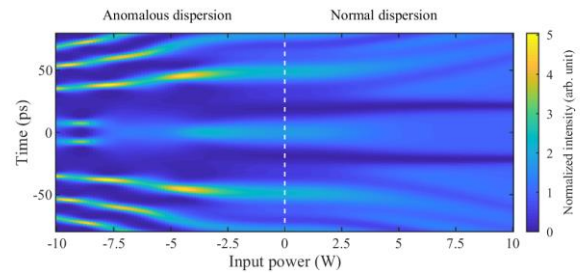


Fig. 3. Influence of the initial average power on the output pattern recorded after 10 km of propagation

To discuss an influence of a value of the initial phase offset we have carried out additional simulations. The resulting pattern can be significantly different with a loss of the temporal symmetry for the single jump case. Breathing solutions may appear in the anomalous regime of propagation and grey solitons are observed instead of black ones in the normal regime of dispersion. When non-ideal phase jumps are considered (i.e. the transition between the two phase states has a given duration), the nonlinear pattern will also be affected by this additional initial chirp.

References

1. V. Torres-Company, J. Lancis, and P. Andrés, in *Progress in Optics*, E. Wolf, ed. (Elsevier, 2011), pp. 1-80.
2. C. Finot and H. Rigneault, *J. Opt* **21**, 105504 (2019).
3. H. D. Betz, *Appl. Opt.* **8**, 1007-1013 (1969).
4. G. P. Agrawal, *Nonlinear Fiber Optics, Fourth Edition* (Academic Press, San Francisco, CA, 2006).
5. J. Komrská, *Optica Acta: International Journal of Optics* **14**, 127-146 (1967).
6. B. Kibler, J. Fatome, C. Finot, G. Millot, F. Dias, G. Genty, N. Akhmediev, and J. M. Dudley, *Nat Phys* **6**, 790-795 (2010).
7. C. Finot, *Laser Phys. Lett.* **17**, 025103 (2020).
8. F. Audo, B. Kibler, J. Fatome, and C. Finot, *Opt. Lett.* **43**, 2864-2867 (2018).