



HAL
open science

A homogeneous relaxation low Mach number model

Gloria Faccanoni, Bérénice Grec, Yohan Penel

► **To cite this version:**

Gloria Faccanoni, Bérénice Grec, Yohan Penel. A homogeneous relaxation low Mach number model. *ESAIM: Mathematical Modelling and Numerical Analysis*, 2021, 55 (4), pp.1569 - 1598. 10.1051/m2an/2021032 . hal-03140592v2

HAL Id: hal-03140592

<https://hal.science/hal-03140592v2>

Submitted on 16 Jul 2021

HAL is a multi-disciplinary open access archive for the deposit and dissemination of scientific research documents, whether they are published or not. The documents may come from teaching and research institutions in France or abroad, or from public or private research centers.

L'archive ouverte pluridisciplinaire **HAL**, est destinée au dépôt et à la diffusion de documents scientifiques de niveau recherche, publiés ou non, émanant des établissements d'enseignement et de recherche français ou étrangers, des laboratoires publics ou privés.

A HOMOGENEOUS RELAXATION LOW MACH NUMBER MODEL *

GLORIA FACCANONI¹, BÉRÉNICE GREC² AND YOHAN PENEL³

Abstract. In the present paper, we investigate a new homogeneous relaxation model describing the behaviour of a two-phase fluid flow in a low Mach number regime, which can be obtained as a low Mach number approximation of the well-known HRM. For this specific model, we derive an equation of state to describe the thermodynamics of the two-phase fluid. We prove some theoretical properties satisfied by the solutions of the model, and provide a well-balanced scheme.

To go further, we investigate the instantaneous relaxation regime, and prove the formal convergence of this model towards the low Mach number approximation of the well-known HEM. An asymptotic-preserving scheme is introduced to allow numerical simulations of the coupling between spatial regions with different relaxation characteristic times.

Résumé. Dans cet article, nous étudions un nouveau modèle de relaxation homogène qui décrit le comportement d'un fluide diphasique en régime à bas nombre de Mach. Ce modèle peut être obtenu comme la limite asymptotique à bas nombre de Mach du modèle HRM. Pour ce modèle, nous définissons une équation d'état décrivant la thermodynamique du fluide diphasique. Nous montrons quelques propriétés théoriques vérifiées par les solutions du modèle, et introduisons un schéma équilibre.

Par la suite, nous nous intéressons au régime de relaxation instantanée, et nous montrons la convergence formelle de ce modèle vers l'approximation à bas nombre de Mach du modèle HEM. Nous introduisons un schéma préservant l'asymptotique permettant des simulations numériques du couplage spatial entre deux régions présentant des temps caractéristiques de relaxation différents.

1991 Mathematics Subject Classification. 35Q35 / 35Q79 / 65M25 / 76T10.

July 9, 2021.

INTRODUCTION

Two-phase flows are found in many industrial applications, such as nuclear reactors and/or heat exchangers [9, 11], cavitating flow [50], oil and gas production, transport and storage [7, 10].

Modelling and simulating such flows is a challenging task due to the complex nature of the interactions between the two phases, such as the motion, the topology and the heat and mass transfer across the interfaces. A wide variety of models exists for two-phase flows. They range from describing the two-phase flow as a pseudo

Keywords and phrases: Low Mach number flows / modelling of phase transition / relaxation model / HEM / HRM / analytical solutions / well-balanced scheme / asymptotic-preserving scheme

* *This work has been achieved within the framework of the M2SIR project, financially supported by CNRS AAP "NEEDS 2020", and its partners Andra, BRGM, CEA, EDF, Framatome, IRSN et Orano.*

¹ Université de Toulon – IMATH, EA 2134, avenue de l'Université, 83957 La Garde, France – faccanon@univ-tln.fr

² MAP5 UMR CNRS 8145 - Université de Paris - 45 rue des Saints Pères, 75270 Paris Cedex 6, France – berenice.grec@u-paris.fr

³ Inria – team ANGE and LJLL UMR CNRS 7598, 4 place Jussieu, 75005 Paris, France – yohan.penel@sorbonne-universite.fr

© EDP Sciences, SMAI 1999

single-phase fluid (mixture) to a multi-fluid flow. In the most general models, the two fluids (or two phases) evolve independently. Each phase may be described by an equation of state, which determines all thermodynamic properties of each phase from the knowledge of two thermodynamic quantities. These thermodynamic quantities remain unaffected by the local velocity field, and each phase has separate pressures, temperatures, chemical potentials and velocities. The model is thus formulated as a hyperbolic (relaxation) system with source terms accounting for phase interactions. By considering the instantaneous limits of each relaxation process, we obtain a hierarchy of models, each with partial equilibrium in one or more of the aforementioned variables. Most industrial codes within the nuclear community – for instance CATHARE [11], FLICA [25], NEPTUNE_CFD [45], RELAP [9], THYC [37], TRAC [51], WAHA [27] – rely on these models.

A hierarchy of relaxation two-phase flow models can be found in [14, 26, 42, 43]. In this hierarchy, two families can be considered: the inhomogeneous flows [42], with different velocities for the two phases formulated using two momentum equations and velocity relaxation; and the homogeneous models [43], where there is no relative velocity between the two phases.

Homogeneous Models

In homogeneous models, a single velocity is considered to describe the flow, and the mixture is treated as a single fluid. These models require three partial differential equations which govern the evolution of the total mass, the global momentum and the total energy of the whole mixture and some transport equations as well as a number of externally supplied relations to specify the interaction between the two phases.

The most general homogeneous model is the 6-equation model presented for instance in [22, 31, 32, 46, 48] where the flow is described using three fractions (mass, volume and energy) and the phase interactions are accounted by source terms of the form $(z^{\text{eq}} - z)/\varepsilon$, where z^{eq} is the fraction at equilibrium and the exchange between the two phases occurs with a given characteristic time ε .

A homogeneous model is relaxed when at least one equilibrium between phases is assumed. Relaxed models will be denoted HRM for Homogeneous Relaxation Model. Among these models, we can consider the models where only the equality of pressures is taken into account [1], or only the equality of temperatures [1, 36], or equality of both pressures and temperatures [26, 43], or in the case of liquid and vapour water, equality of pressures and the saturation of the water vapour phase [4, 12, 15, 20, 23].

The Homogeneous Equilibrium Model (acronym HEM) is the simplest of the homogeneous models. It assumes that the two phases are at thermodynamic equilibrium. In this case, a set of three equations in order to account for total mass, total momentum and total energy balances is sufficient to describe the flow.

In this paper we focus on two-phase flows (liquid and vapour phases of the same fluid), described by a four-equation model with equality of both pressures and temperatures of the phases and supplemented with a source term relaxing the mass fraction to an equilibrium (saturation) mass fraction.

Low Mach Number models

In some applications, like in nuclear cores, convection is characterised by a low Mach number flow, where the convective velocities are much slower than the speed of sound in the fluid, typically by one to two orders of magnitude. In fact, when dealing with homogeneous models for liquid-gas flows, the speed of sound in the mixture can be much lower than the one in the pure phases, leading to a potentially “high” Mach number, even when the convective velocity of the flow is “small”. Nevertheless, this effect is not so significant in the high pressure/high temperature regime, making low Mach number models legitimate in nuclear core applications. In practical terms, the speed of sound in the HEM is always smaller than the speed of sound in the HRM [42], leading to a higher Mach number. Since the low Mach number hypothesis has already been checked for the HEM in the nuclear core setting [8], it is also valid for the HRM.

The disparity between the time scales of convective motions and sound waves is a major computational challenge when convection is the phenomenon of interest [47]. Following sound waves explicitly, as in a traditional compressible approach, introduces a much shorter time scale than the one driven by the convective motions in the computation, making it difficult to simulate expected time scales, which are long with respect to the

convective time scale. This made the development of so-called low Mach number models attractive, as sound waves are filtered out (*e.g.* [2, 3, 21, 44]).

Low Mach number formulations replace the compressible flow equations by a constrained system of partial differential equations with a similar structure to the incompressible Navier-Stokes equations. The equations of hydrodynamics are reformulated in order to analytically remove acoustic waves while keeping local compressibility effects due to heat release and phase changes. Because low Mach number models do not track the propagation of acoustic waves, one can use a time step based on the fluid velocity rather than the speed of sound and thus often gain an order of magnitude or more in computational efficiency over a traditional compressible approach.

The fundamental approximation made in the the low Mach number equations is that the compressible pressure can be approximated by a reference pressure in the equation of state. Mathematically, this leads to the addition of a constraint on the velocity field compared to standard hyperbolic evolution equations. The pressure is thus decomposed as $p(t, \mathbf{x}) = p_*(t) + \bar{p}(t, \mathbf{x})$, where p_* is the reference state pressure (or “background” or “ambient thermodynamic” pressure) and \bar{p} is the perturbed pressure (often called “dynamic pressure”). For low Mach number flows, an asymptotic analysis shows that $\bar{p}(t, \mathbf{x})/p(t, \mathbf{x}) = \mathcal{O}(\mathcal{M}^2)$, where \mathcal{M} is the Mach number. We can then approximate $p(t, \mathbf{x})$ by $p_*(t)$ in the computation of thermodynamics quantities.

A Hierarchy of Low Mach Number Models for Nuclear Reactors

In the context of pressurised water reactor cores, an asymptotic low Mach number model for the HEM system has been derived and investigated in a series of papers [8, 16, 17]. The fluid is described by a single equation of state taking into account the phase transition by supposing that, when both vapour and liquid phases are present, they have the same pressure, temperature and chemical potential. It incorporates large compressibility effects due to the vaporisation and thermal processes with a spatially constant background pressure $p_* = 155$ bar.

In the present paper we are interested in studying an asymptotic low Mach number model for a 4-equation HRM: we assume that both the vapour and liquid phases have the same pressure and temperature but different chemical potentials. In the following the low Mach asymptotic expansion of the HEM described in [8] will be referred to as 3-LMNC model and the low Mach asymptotic expansion of the 4-equation HRM as 4-LMNC model, where LMNC stands for *Low Mach Nuclear Core*.

Content of the paper

The organisation of the paper is as follows. We first present the 4-LMNC model in Section 1: the system of equations with boundaries and initial conditions. In Section 2, we derive the isothermal isobar equation of state to close the system based on a Noble-Abel stiffened gas law for each phase. Then, we describe the relaxation term in Section 3.1 and the different regimes that can be considered.

Section 3 is devoted to the investigation of the non-instantaneous relaxation regime: we prove some properties of the system (maximum principle, positivity of the source terms, analytical steady solution) and we introduce a well-balanced numerical scheme mimicking these theoretical properties.

In Section 4, we study the instantaneous relaxation regime towards the 3-LMNC model: we first recall the equations governing the 3-LMNC model and its closure law (isothermal, isobar, iso-chemical potential equation of state). We then prove the formal convergence of the 4-LMNC model towards the 3-LMNC model. An asymptotic-preserving numerical scheme is then introduced to handle numerical simulations in the stiff relaxation regime.

Let us notice that for the sake of simplicity, the analysis of the present paper is restricted to dimension 1.

1. GOVERNING EQUATIONS

As for the 3-LMNC model [16], starting from the 4-equation HRM, a standard asymptotic analysis around the reference pressure p_* yields the following system of conservative equations (called 4-LMNC model)

$$(4\text{-LMNC}) \quad \begin{cases} \partial_t \varrho + \partial_y(\varrho v) = 0, & (1a) \\ \partial_t(\varrho h) + \partial_y(\varrho h v) = \Phi, & (1b) \\ \partial_t(\varrho \varphi) + \partial_y(\varrho \varphi v) = \varrho \mathcal{R}_\varepsilon(\varrho, \varphi), & (1c) \\ \partial_t(\varrho v) + \partial_y(\varrho v^2 + \bar{p}) = 0, & (1d) \end{cases}$$

where ϱ is the total specific density, v the velocity field, h the total specific enthalpy. The power density $\Phi(t, y) \geq 0$ models the heating due to fission reactions, and might be varying in time and space. $\varphi \in [0; 1]$ is the mass fraction: if $\varphi = 1$ the fluid is in vapour phase, if $\varphi = 0$ is in liquid phase and when $0 < \varphi < 1$ the fluid is a liquid-vapour mixture. Finally \mathcal{R}_ε is a relaxation term accounting for interactions between phases.

To close the system, we have to provide a closure relation between the thermodynamic variables ϱ , h and φ , called ‘‘equation of state’’, modelling the thermodynamic properties of the fluid. The fluid can be a pure phase (liquid or vapour) of the same fluid (*e.g.* water and steam) or a mixture of both phases.

The fundamental change with respect to the fully compressible model (the HRM model) lies in the replacement of the full pressure field in the equation of state by the constant reference pressure $p_* > 0$ ($p_* = 155$ bar for a Pressurised Water Reactor (PWR)), and in the momentum equation by the dynamic pressure \bar{p} .

Under smoothness assumptions we can derive a non-conservative formulation equivalent to (1), which is the one we shall focus on for analysis and derivation of numerical schemes.

Let us define $\tau = 1/\varrho$ the specific volume. System (1) can be written in a nonconservative form

$$\begin{cases} \partial_t \tau - \tau \partial_y v + v \partial_y \tau = 0, & (2a) \\ \partial_t h + v \partial_y h = \Phi \tau, & (2b) \\ \partial_t \varphi + v \partial_y \varphi = \mathcal{R}_\varepsilon(h, \varphi), & (2c) \\ \partial_t v + v \partial_y v + \tau \partial_y \bar{p} = 0. & (2d) \end{cases}$$

We choose h , φ , v and \bar{p} as unknowns and the specific volume τ is given by the equation of state as a function of h and φ (see Section 2 for an admissible equation of state for this model based on Noble-Abel stiffened gas laws for pure phases). From Equation (2a), we compute

$$\partial_y v = \frac{1}{\tau} (\partial_t \tau + v \partial_y \tau) = \frac{1}{\tau} \frac{\partial \tau}{\partial h} \Big|_\varphi (\partial_t h + v \partial_y h) + \frac{1}{\tau} \frac{\partial \tau}{\partial \varphi} \Big|_h (\partial_t \varphi + v \partial_y \varphi) \stackrel{(2b)-(2c)}{=} \frac{\partial \tau}{\partial h} \Big|_\varphi \Phi + \frac{\partial \tau}{\partial \varphi} \Big|_h \frac{\mathcal{R}_\varepsilon(h, \varphi)}{\tau(h, \varphi)}.$$

Observe that in dimension 1, this equation allows to integrate directly the velocity (with boundary conditions), whereas in higher dimensions, this is a divergence constraint (as in the Navier-Stokes system for example). The (unknown) dynamic pressure \bar{p} is only involved in the fourth equation of System (2), and can be computed as a post-processing after the computation of h , φ and v . Because of this decoupling, this last equation will be left apart in the following.

Finally, we focus on the following system

$$\begin{cases} \partial_y v = \Phi \frac{\partial \tau}{\partial h} \Big|_\varphi + \frac{\mathcal{R}_\varepsilon(h, \varphi)}{\tau(h, \varphi)} \frac{\partial \tau}{\partial \varphi} \Big|_h, & (3a) \\ \partial_t h + v \partial_y h = \Phi \tau(h, \varphi), & (3b) \\ \partial_t \varphi + v \partial_y \varphi = \mathcal{R}_\varepsilon(h, \varphi). & (3c) \end{cases}$$

Boundary and initial conditions

The model is set in some bounded domain $\Omega = (0, L)$, which may represent the nuclear core. The fluid is injected at the bottom with a given enthalpy $h_e > 0$, mass fraction $\varphi_e \in [0; 1]$ and at a given flow rate $D_e(t) > 0$: we assume the flow to be upward (which corresponds to a nuclear power plant of PWR or BWR type). The boundary conditions are thus written

$$h(t, y = 0) = h_e(t), \quad (4a)$$

$$\varphi(t, y = 0) = \varphi_e(t) \in [0, 1], \quad (4b)$$

$$v(t, y = 0) = D_e(t) \tau(h_e(t), \varphi_e(t)). \quad (4c)$$

The system is supplemented with initial conditions:

$$h(t = 0, y) = h^0(y), \quad (5a)$$

$$\varphi(t = 0, y) = \varphi^0(y) \in [0, 1], \quad (5b)$$

and (3a) is satisfied at time $t = 0$.

Closure relation and relaxation source term

As already mentioned, the system requires appropriate equations of state (referred to as the EoS in the following) in order to describe the “pure vapour” phase, the “pure liquid” phase but also the “mixture” phase. They are specified in Section 2, and the relaxation source term \mathcal{R}_ε in Section 3.1.

2. EQUATION OF STATE FOR THE 4-LMNC MODEL

The equation of state (EoS) corresponds to the modelling of thermodynamic properties of the fluid and consists of an algebraic relation between thermodynamic variables.

In classic thermodynamics, the thermodynamic state of a pure single-phase fluid is represented by means of a relation between the internal energy e , the specific volume τ and the entropy \mathcal{S} (see for example [13, 29]). As a preliminary study, we chose a simple analytical form capable of capturing the essential physics of a pure phase, which is the Noble-Abel stiffened gas equation of state (NASG EoS).

2.1. Equation of state for a pure phase

For a given fluid, the Noble-Abel stiffened gas EoS is fully defined by the relation

$$(\tau, e) \mapsto \mathcal{S} = c_v [\ln(e - q - \pi(\tau - b)) + (\gamma - 1) \ln(\tau - b)] + m. \quad (6)$$

The constant Noble-Abel stiffened gas parameters describing thermodynamic properties of the fluid are the following:

- $c_v > 0$ [$\text{J} \cdot \text{K}^{-1} \cdot \text{kg}^{-1}$] is the specific heat at constant volume,
- $\gamma > 1$ is the adiabatic index, which is a non-dimensional coefficient,
- $-\pi$ [Pa] is the minimal admissible pressure,
- b [$\text{m}^3 \cdot \text{kg}^{-1}$] is the covolume, the minimal admissible volume,
- q [$\text{J} \cdot \text{kg}^{-1}$] is a reference enthalpy,
- m [$\text{J} \cdot \text{K}^{-1} \cdot \text{kg}^{-1}$] is a reference entropy (relevant when phase transition is involved).

The Noble-Abel stiffened gas EoS, proposed in [40], is an extension of the classic stiffened gas EoS [38], which is recovered when $b = 0$. The ideal gas EoS is recovered when $\pi = q = b = 0$.

Thanks to the Gibbs relation $T d\mathcal{S} = de + p d\tau$, the classic definitions in thermodynamics provide the following expressions of the temperature T , the pressure p , the enthalpy h and the Gibbs potential g as functions of the specific volume τ and the internal energy e :

$$\begin{aligned} T(\tau, e) &\stackrel{\text{def}}{=} \left(\frac{\partial \mathcal{S}}{\partial e} \Big|_{\tau} \right)^{-1} = \frac{e - q - \pi(\tau - b)}{c_v}, \\ p(\tau, e) &\stackrel{\text{def}}{=} T \frac{\partial \mathcal{S}}{\partial \tau} \Big|_e = \frac{(\gamma - 1)(e - q - \pi(\tau - b))}{\tau - b} - \pi = \frac{(\gamma - 1)(e - q)}{\tau - b} - \gamma\pi, \\ h(\tau, e) &\stackrel{\text{def}}{=} e + p(\tau, e)\tau, \\ g(\tau, e) &\stackrel{\text{def}}{=} h(\tau, e) - T(\tau, e)\mathcal{S}(\tau, e). \end{aligned}$$

The definition of the entropy requires $e - q - \pi(\tau - b) > 0$ and $\tau - b > 0$, which is equivalent to $p + \pi > 0$ (we refer to [49] for a more in-depth discussion on the physical basis for this EoS).

Making a change of thermodynamic variables from (τ, e) to (τ, p) , which can be made explicit¹ for this kind of EoS, we obtain the monophasic stiffened gas law:

$$h(\tau, p) = \frac{\gamma(p + \pi)}{\gamma - 1}\tau + q - \frac{p + \gamma\pi}{\gamma - 1}b, \quad T(\tau, p) = \frac{p + \pi}{(\gamma - 1)c_v}(\tau - b).$$

If we denote

$$\zeta(p) \stackrel{\text{def}}{=} \frac{\partial h}{\partial \tau} \Big|_p = \frac{\gamma}{\gamma - 1}(p + \pi),$$

then we can express h and T as functions of (τ, p)

$$\begin{aligned} h(\tau, p) &= \zeta(p)\tau + q - \frac{p + \gamma\pi}{\gamma - 1}b = \frac{\zeta(p)}{\gamma}(\gamma\tau - b) + q - \pi b, \\ T(\tau, p) &= \frac{\zeta(p)}{\gamma c_v}(\tau - b). \end{aligned}$$

Making a change of thermodynamic variables from (τ, p) to (T, p) we could also write

$$h(T, p) = \gamma c_v T + p b + q, \quad \tau(T, p) = \frac{\gamma c_v}{\zeta(p)} T + b.$$

If we denote

$$c_p \stackrel{\text{def}}{=} \frac{\partial h}{\partial T} \Big|_p = \gamma c_v, \quad \tilde{q}(p) \stackrel{\text{def}}{=} q + p b,$$

then

$$h(T, p) = c_p T + \tilde{q}(p), \quad \tau(T, p) = \frac{c_p}{\zeta(p)} T + b. \quad (7)$$

and τ is given as a function of h, p by

$$\tau(h, p) = \frac{h - \tilde{q}(p)}{\zeta(p)} + b.$$

¹ $e(\tau, p) = q + (\tau - b) \frac{p + \gamma\pi}{\gamma - 1}$.

Notice that, with NASG EoS, the specific heat at constant pressure c_p is always constant while the coefficient ζ depends on p . We also note that, with the stiffened gas EoS (*i.e.* when $b = 0$), the enthalpy depends only on the temperature, but not on the pressure.

Let us use the index $\kappa = \ell$ for the liquid phase or $\kappa = g$ for the vapour phase. If all parameters involved in pure phase equations of state are given (*i.e.* $c_{v,\kappa}$, γ_κ , π_κ , b_κ , q_κ , m_κ), then $c_{p,\kappa}$, \tilde{q}_κ and ζ_κ are deduced. Let us denote by $T^{\text{sat}}(p)$ the solution of the equation $g_\ell(T, p) = g_g(T, p)$ (the so-called *temperature at saturation*). We can then define $h_\kappa^{\text{sat}}(p) \stackrel{\text{def}}{=} h_\kappa(T^{\text{sat}}(p), p)$ and $\tau_\kappa^{\text{sat}}(p) \stackrel{\text{def}}{=} \tau_\kappa(T^{\text{sat}}(p), p)$.

Notice that, at a fixed pressure p_* , all these quantities are constant and satisfy the equalities

$$\boxed{\zeta_\kappa(p_*)(\tau_\kappa^{\text{sat}}(p_*) - b_\kappa) = c_{p,\kappa} T^{\text{sat}}(p_*) = h_\kappa^{\text{sat}}(p_*) - \tilde{q}_\kappa}. \quad (8)$$

2.2. Iso- Tp equation of state for a mixture

We consider each phase κ ($\kappa = g$ or ℓ) as a compressible fluid characterised by its thermodynamic properties, *i.e.* each fluid is governed by its own given EoS (see Section 2.1). The two-fluid mixture is constructed according to isobar and isothermal assumptions: when fluids coexist (*i.e.* when $0 < \varphi < 1$), they have the same pressure and the same temperature,² so that we consider the volume τ_κ , the internal energy e_κ and the entropy \mathcal{S}_κ as functions of p and T .

The mixture specific volume τ and the mixture internal energy e are defined by

$$\begin{cases} \tau(\varphi, T, p) \stackrel{\text{def}}{=} \varphi \tau_g(T, p) + (1 - \varphi) \tau_\ell(T, p), & (9a) \\ e(\varphi, T, p) \stackrel{\text{def}}{=} \varphi e_g(T, p) + (1 - \varphi) e_\ell(T, p), & (9b) \end{cases}$$

where φ is the mass fraction. Let h_κ be the enthalpy of the phase κ and h the enthalpy of the mixture. When the pressure is the same in both fluids, recalling that the internal energy is linked to the enthalpy by the relation $h_\kappa = e_\kappa + p\tau_\kappa$, it leads to

$$h(\varphi, T, p) = \varphi h_g(T, p) + (1 - \varphi) h_\ell(T, p). \quad (10)$$

We now assume that each fluid κ is described by its own Noble-Abel stiffened gas EoS. Using (7), we can write

$$\begin{aligned} h(\varphi, T, p) &= c_p(\varphi)T + \tilde{q}(\varphi) \\ \tau(\varphi, T, p) &= \mathcal{G}(\varphi)T + b(\varphi) \end{aligned}$$

where we defined

$$c_p(\varphi) \stackrel{\text{def}}{=} \varphi c_{p,g} + (1 - \varphi) c_{p,\ell}, \quad (11)$$

$$\tilde{q}(\varphi, p) \stackrel{\text{def}}{=} \varphi \tilde{q}_g(p) + (1 - \varphi) \tilde{q}_\ell(p) \quad (12)$$

$$b(\varphi) \stackrel{\text{def}}{=} \varphi b_g + (1 - \varphi) b_\ell, \quad (13)$$

$$\mathcal{G}(\varphi, p) \stackrel{\text{def}}{=} \varphi \frac{c_{p,g}}{\zeta_g(p)} + (1 - \varphi) \frac{c_{p,\ell}}{\zeta_\ell(p)} \stackrel{(8)}{=} \frac{\varphi(\tau_g^{\text{sat}} - b_g) + (1 - \varphi)(\tau_\ell^{\text{sat}} - b_\ell)}{T^{\text{sat}}}. \quad (14)$$

²Note that this model is a low Mach number approximation of the 4-equation relaxation model of [26, 43] which accounts for chemical non-equilibrium but assumes thermal and mechanical equilibria. It is different from the HRM model of [4, 12, 20, 23] which assumes that the vapour phase is always at saturation conditions.

Therefore the temperature T verifies

$$\frac{h - \tilde{q}(\varphi, p)}{c_p(\varphi)} = T = \frac{\tau - b(\varphi)}{\mathcal{G}(\varphi)}.$$

By defining

$$\frac{1}{\zeta(\varphi, p)} \stackrel{\text{def}}{=} \frac{\mathcal{G}(\varphi, p)}{c_p(\varphi)}$$

we can hence obtain the following expression for the specific volume $\tau(h, \varphi, p)$

$$\tau(h, \varphi, p) = \frac{h - \tilde{q}(\varphi, p)}{\zeta(\varphi, p)} + b(\varphi).$$

From now on, let us drop the dependency upon $p \equiv p_*$. Hence

$$\boxed{\tau(h, \varphi) = \frac{h - \tilde{q}(\varphi)}{\zeta(\varphi)} + b(\varphi).} \quad (15)$$

Defining

$$\bar{\tau}^{\text{sat}}(\varphi) \stackrel{\text{def}}{=} \varphi \tau_{\mathfrak{g}}^{\text{sat}} + (1 - \varphi) \tau_{\mathfrak{l}}^{\text{sat}}, \quad (16)$$

we express, using (8),

$$\zeta(\varphi) = \frac{c_p(\varphi)}{\bar{\tau}^{\text{sat}}(\varphi) - b(\varphi)} T^{\text{sat}} \stackrel{(8)}{=} \frac{\varphi \zeta_{\mathfrak{g}}(\tau_{\mathfrak{g}}^{\text{sat}} - b_{\mathfrak{g}}) + (1 - \varphi) \zeta_{\mathfrak{l}}(\tau_{\mathfrak{l}}^{\text{sat}} - b_{\mathfrak{l}})}{\bar{\tau}^{\text{sat}}(\varphi) - b(\varphi)} > 0. \quad (17)$$

Hence the mixture can be considered as a *generalised Noble-Abel stiffened gas* in the sense that, at constant pressure, coefficients ζ , b and \tilde{q} only depend on φ (as in [5, 6] for a generalised stiffened gas).

We can also write the temperature as

$$T(h, \varphi) = \frac{\tau(h, \varphi) - b(\varphi)}{\mathcal{G}(\varphi)} = \frac{\tau(h, \varphi) - b(\varphi)}{\bar{\tau}^{\text{sat}}(\varphi, p) - b(\varphi)} T^{\text{sat}}.$$

Remark 2.1. A major remark is that EoS (15) not only describes the iso- Tp mixture but also pure phases. Indeed, $\tau(h, \varphi = 0) = \tau_{\mathfrak{l}}(h)$ and $\tau(h, \varphi = 1) = \tau_{\mathfrak{g}}(h)$. Likewise, $T(h, \varphi = 0) = T_{\mathfrak{l}}(h)$ and $T(h, \varphi = 1) = T_{\mathfrak{g}}(h)$. It is thus different from the EoS at saturation (see § 4.2) which is defined piecewise: in particular, the values ζ_{κ} are three different constants for $\kappa = \mathfrak{l}, \mathfrak{g}$ and in the mixture, whereas in (17), ζ is a continuous function of φ , and we therefore recover that $\zeta(\varphi = 0) = \zeta_{\mathfrak{l}}$ and $\zeta(\varphi = 1) = \zeta_{\mathfrak{g}}$.

3. THE NON-INSTANTANEOUS RELAXATION REGIME

3.1. Relaxation term

In the 3-LMNC model [8], the two fluids are the liquid and the vapour phases of the same component. The mixture is supposed to be at thermodynamic equilibrium and the mass fraction φ is computed to take into account the phase transition (*i.e.* an instantaneous mass transfer from one phase to the other). The rate of mass transfer from the liquid phase to the vapour phase is due to their difference of Gibbs potentials.

Here the mixture is supposed to be only at isothermal and isobar equilibrium and mass transfer can be modelled by introducing a relaxation source term $\mathcal{R}_{\varepsilon}$ allowing the exchange of mass between the two phases with a given characteristic time ε .

We choose to model the mass transfer as in [4–6, 31–33] by setting

$$\mathcal{R}_\varepsilon(h, \varphi) \stackrel{\text{def}}{=} \frac{1}{\varepsilon} (\varphi^s(h) - \varphi), \quad (18)$$

where the coefficient ε represents the relaxation time and the mass fraction $\varphi^s(h)$ is computed to ensure the saturation of the mixture (equality of the pressure, temperature and Gibbs potential of each phase, see §4.2 for a complete analysis), that is

$$\varphi^s(h) \stackrel{\text{def}}{=} \begin{cases} 0, & \text{if } h \leq h_{\ell}^{\text{sat}}, \\ \varphi^{\text{sat}}(h, p) = \frac{h - h_{\ell}^{\text{sat}}}{h_{\text{g}}^{\text{sat}} - h_{\ell}^{\text{sat}}}, & \text{if } h_{\ell}^{\text{sat}} < h < h_{\text{g}}^{\text{sat}}, \\ 1, & \text{if } h \geq h_{\text{g}}^{\text{sat}}. \end{cases} \quad (19)$$

Three regimes can be considered:

- the **instantaneous relaxation regime**: it corresponds to $\varepsilon \rightarrow 0$, and we recover formally the equation of state at saturation and the 3-LMNC model (which corresponds to the equality of chemical potentials);
- the **infinite relaxation regime**: when $\varepsilon \rightarrow \infty$, only the convective part is involved (the thermodynamic is too slow to affect the hydrodynamic motion, no mass transfer between phases);
- in between: finite values of $\varepsilon > 0$ lead to an actual relaxation system (**non-instantaneous relaxation**).

In this paper we shall study two regimes:

- the non-instantaneous relaxation regime ($\varepsilon > 0$) in Section 3,
- the instantaneous relaxation regime ($\varepsilon \rightarrow 0$) in Section 4.

3.2. Properties of the 4-LMNC

Let us first state some properties of Model (3). The well-posedness of the system is not tackled in this work, and we assume the existence of a solution smooth enough for the following computations to make sense (in particular, the velocity is assumed to belong to $W^{1,\infty}(\Omega)$ in order to apply the method of characteristics).

As a preamble, observe that this model makes sense provided that $\tau(h, \varphi) > 0$, which implies that $T(h, \varphi) > 0$. Since the model induces (2a), it guarantees the positivity of τ provided that $h_0 > q(\varphi_0)$ and $h_e > q(\varphi_e)$.

We can now state a first lemma which ensures that φ represents a fraction.

Proposition 3.1 (Maximum principle). *Let us assume that φ_e and φ_0 take values in $[0, 1]$. For \mathcal{R}_ε defined by (18) and (19), the solution φ of (3) satisfies the maximum principle and takes values in $[0, 1]$.*

Proof. Let us set $\hat{z}(\sigma) = z(\sigma, \chi(\sigma; t, x))$, for $z \in \{v, \varphi, h, \Phi\}$, where the characteristic flow χ is defined by

$$\begin{cases} \frac{d\chi}{d\sigma} = \hat{v}(\sigma), \\ \chi(t; t, x) = x. \end{cases}$$

Then for all $\sigma \leq t$, (3c) yields

$$\begin{aligned} \varphi(t, x) &= \hat{\varphi}(\sigma) e^{\frac{\sigma-t}{\varepsilon}} + \frac{1}{\varepsilon} \int_{\sigma}^t \varphi^s(\hat{h}(\varsigma)) e^{\frac{\varsigma-t}{\varepsilon}} d\varsigma, \\ 1 - \varphi(t, x) &= (1 - \hat{\varphi}(\sigma)) e^{\frac{\sigma-t}{\varepsilon}} + \frac{1}{\varepsilon} \int_{\sigma}^t (1 - \varphi^s(\hat{h}(\varsigma))) e^{\frac{\varsigma-t}{\varepsilon}} d\varsigma. \end{aligned}$$

Depending on whether $\chi(0; t, x) \in \Omega$ (resp. whether there exists $\sigma^* \in (0, t)$ such that $\chi(\sigma^*; t, x) \in \partial\Omega$), then we can set $\sigma = 0$ (resp. $\sigma = \sigma^*$) so that $\hat{\varphi}(\sigma) = \varphi^0(\chi(0; t, x)) \in [0, 1]$ (resp. $\hat{\varphi}(\sigma) = \varphi_e(\sigma^*) \in [0, 1]$), which finishes the proof. \square

A second result that can be proved about this model is the positivity of the relaxation term \mathcal{R}_ε which describes the effect of the relaxation process: there is a discrepancy between the phenomena “ h becomes greater than h_ℓ^{sat} ” and “ φ becomes positive”, due to the non-instantaneous relaxation.

Proposition 3.2 (Positivity). *The solution (h, φ) of (3) satisfies $\varphi^s(h) \geq \varphi$ for any $t \geq 0$ provided that $\varphi^s(h_e) \geq \varphi_e$ and $\varphi^s(h^0) \geq \varphi^0$.*

Proof. First, observe that if $h(t, x) \geq h_g^{\text{sat}}$, then $\varphi^s(h(t, x)) = 1$, and by the maximum principle, it is obvious that $\varphi^s(h(t, x)) \geq \varphi(t, x)$. Moreover, if $h(t, x) \leq h_\ell^{\text{sat}}$, then $\varphi^s(h(t, x)) = 0$, and we can show that $\varphi(t, x) = 0$. Indeed, using the same computation as in the proof of the previous Proposition, we have for all $\sigma \leq t$

$$\varphi(t, x) = \hat{\varphi}(\sigma)e^{\frac{\sigma-t}{\varepsilon}} + \frac{1}{\varepsilon} \int_\sigma^t \varphi^s(\hat{h}(\varsigma))e^{\frac{\varsigma-t}{\varepsilon}} d\varsigma = \hat{\varphi}(\sigma)e^{\frac{\sigma-t}{\varepsilon}},$$

due to the monotonicity of \hat{h} . Now, choosing $\sigma = 0$ or $\sigma = \sigma_*$ such that $\chi(\sigma_*; t, x) \in \partial\Omega$, the assumptions on φ_0 and φ_e imply that $\varphi(t, x) = 0$.

Further, for (t, x) such that $h_\ell^{\text{sat}} < h(t, x) < h_g^{\text{sat}}$, let us denote $\psi(t, x) = \varphi^{\text{sat}}(h(t, x)) - \varphi(t, x)$. For all $\sigma \leq t$, (3c) yields $\hat{\varphi}'(\sigma) = \frac{1}{\varepsilon}\hat{\psi}(\sigma)$ and (3b) yields $\hat{h}'(\sigma) = \hat{\Phi}(\sigma)\hat{\tau}(\sigma) > 0$. Then we can compute, as long as $\hat{h}(\sigma) \in [h_\ell^{\text{sat}}, h_g^{\text{sat}}]$:

$$\begin{aligned} \left(\hat{\psi}(\sigma)e^{\sigma/\varepsilon}\right)' &= \hat{\psi}'(\sigma)e^{\sigma/\varepsilon} + \frac{1}{\varepsilon}\hat{\psi}(\sigma)e^{\sigma/\varepsilon} = \left(\varphi^{\text{sat}}(\hat{h}) - \hat{\varphi}\right)'(\sigma)e^{\sigma/\varepsilon} + \frac{1}{\varepsilon}\hat{\psi}(\sigma)e^{\sigma/\varepsilon} \\ &= \hat{h}'(\sigma)(\varphi^{\text{sat}})'(\hat{h}(\sigma))e^{\sigma/\varepsilon} - \hat{\varphi}'(\sigma)e^{\sigma/\varepsilon} + \frac{1}{\varepsilon}\hat{\psi}(\sigma)e^{\sigma/\varepsilon} \\ &= \hat{\Phi}(\sigma)\hat{\tau}(\sigma)(\varphi^{\text{sat}})'(\hat{h}(\sigma))e^{\sigma/\varepsilon} - \frac{1}{\varepsilon}\hat{\psi}(\sigma)e^{\sigma/\varepsilon} + \frac{1}{\varepsilon}\hat{\psi}(\sigma)e^{\sigma/\varepsilon} \\ &= \hat{\Phi}(\sigma)\hat{\tau}(\sigma)(\varphi^{\text{sat}})'(\hat{h}(\sigma))e^{\sigma/\varepsilon} \stackrel{(19)}{=} \hat{\Phi}(\sigma)\hat{\tau}(\sigma)\frac{1}{h_g^{\text{sat}} - h_\ell^{\text{sat}}}e^{\sigma/\varepsilon} > 0. \end{aligned}$$

Three cases have to be considered.

- If for all $\sigma \in [0, t]$, $\hat{h}(\sigma) \in [h_\ell^{\text{sat}}, h_g^{\text{sat}}]$ and the previous computation implies that $\hat{\psi}(t) > \hat{\psi}(0)e^{-t/\varepsilon}$, which is nonnegative by assumption.
- If there exists $\sigma_* \in (0, t)$ such that $\chi(\sigma_*; t, x) \in \partial\Omega$ and $\hat{h}(\sigma) \in [h_\ell^{\text{sat}}, h_g^{\text{sat}}]$ for $\sigma \in (\sigma_*, t)$, then we have $\hat{\psi}(t) > \hat{\psi}(\sigma_*)e^{(\sigma_*-t)/\varepsilon}$, which is again nonnegative by assumption.
- If there exists $\bar{\sigma} \in (0, t)$ such that $\hat{h}(\bar{\sigma}) = h_\ell^{\text{sat}}$ and $\hat{h}(\sigma) \in (h_\ell^{\text{sat}}, h_g^{\text{sat}})$ for $\sigma \in (\bar{\sigma}, t)$, let us show that necessarily $\hat{\varphi}(\bar{\sigma}) = 0$. Indeed, we have for $\sigma < \bar{\sigma}$, $\hat{h}(\sigma) < h_\ell^{\text{sat}}$ which implies that $\varphi^s(\hat{h}(\sigma)) = 0$ (due to the monotonicity of \hat{h}). And if $\hat{\varphi}(\bar{\sigma}) > 0$, we would have $\hat{\varphi}'(\sigma) = -\hat{\varphi}(\sigma)/\varepsilon < 0$ which implies that $\hat{\varphi}(\sigma) > 0$ for $\sigma < \bar{\sigma}$. Now, choosing $\sigma = 0$ or $\sigma = \sigma_*$ such that $\chi(\sigma_*; t, x) \in \partial\Omega$, the assumptions on φ_0 and φ_e lead to a contradiction, thus $\hat{\varphi}(\bar{\sigma}) = 0$. Therefore, $\hat{\psi}(\bar{\sigma}) = 0$. This implies that for $t > \bar{\sigma}$, $\hat{\psi}(t) > \hat{\psi}(\bar{\sigma})e^{(\bar{\sigma}-t)/\varepsilon} = 0$, and for $\sigma \in (0, \bar{\sigma})$, we recover the monophasic model where the relaxation term is equal to 0, which concludes the proof. \square

Concerning the long-time behaviour, we can obtain an explicit form for the steady-state solution for h and the flow rate D_e (defined in (4c)), as it is stated in the following straightforward proposition. This steady-state solution will then be used in the next paragraph, where we derive a well-balanced scheme for the model.

Proposition 3.3 (Steady-state solution). *Let us assume that h_e , φ_e and the flow rate D_e defined by (4c) are independent from t , and that the density function Φ depends only on y . Then, for any EoS, model (3) admits the following steady state:*

$$h^\infty(y) = h_e + \frac{1}{D_e} \int_0^y \Phi(x) \, dx, \quad v^\infty(t) = D_e \tau(h^\infty(y), \varphi^\infty(y)), \quad (20)$$

where φ^∞ solves the ODE

$$\begin{cases} \frac{d\phi}{dy} = \frac{1}{D_e} \mathcal{R}_\varepsilon(h^\infty(y), \phi), \\ \phi(0) = \varphi_e. \end{cases}$$

Proof. The steady-state system in the conservative form is the following

$$\begin{cases} \partial_y(\varrho v) = 0, \\ \partial_y(\varrho v h) = \Phi, \\ \partial_y(\varrho v \varphi) = \varrho \mathcal{R}_\varepsilon(\varrho, \varphi). \end{cases}$$

From the first equation we deduce that ϱv is constant in space, so that $(\varrho v)(y) = D_e$ for all $y \in [0; L]$. The second equation becomes $\partial_y h = \frac{\Phi}{D_e}$ with $h(y=0) = h_e$ so that $h(y) = h_e + \frac{1}{D_e} \int_0^y \Phi(x) \, dx$. \square

3.3. A well-balanced numerical scheme

In previous papers [8, 17], numerical schemes were designed for the 1D 3-LMNC model based on the method of characteristics. It was proved to be (temperature) positivity-preserving and second-order in space and time. In the present paper, there is an additional equation, namely a transport equation for the mass fraction φ . The previous algorithm could have been used coupled to the method of characteristics applied to the additional equation. However another strategy is proposed in this paper in order to mimic the theoretical property stated in the previous proposition: a well-balanced strategy to recover the asymptotic states (Proposition 3.3). The idea is to ensure the stability of some numerical steady states that are consistent with the continuous steady state in the same spirit as what it is done in the framework of hyperbolic equations [28, 30, 52]. Such a well-balanced approach is well-suited since, in a nuclear core setting, simulations are often devoted to steady-state or near steady-state flows.

Given $\Delta y > 0$ and $\Delta t > 0$, we consider a uniform Cartesian grid $\{y_i = i\Delta y\}_{0 \leq i \leq N}$ such that $y_0 = 0$ and $y_N = L$ as well as a time discretisation $\{t^n = n\Delta t\}_{n \geq 0}$. Unknowns are collocated at the nodes of the mesh. We define the initial values $v_i^0 = v^0(y_i)$ and $\tau_i^0 = \tau^0(y_i)$ for $i = 0, \dots, N$.

The well-balanced property is based on the mass conservation property for the steady-state flow: $\partial_y \left(\frac{v^\infty}{\tau^\infty} \right) = 0$, which means that

$$\tau^\infty \partial_y v^\infty = v^\infty \partial_y \tau^\infty. \quad (21)$$

From $\tau^\infty = \tau(h^\infty, \varphi^\infty) = \frac{h^\infty - g(\varphi^\infty)}{\zeta(\varphi^\infty)}$, let us compute $\partial_y \tau^\infty$:

$$\begin{aligned}
\partial_y \tau^\infty &= \frac{\partial \tau^\infty}{\partial h} \Big|_\varphi \partial_y h^\infty + \frac{\partial \tau^\infty}{\partial \varphi} \Big|_h \partial_y \varphi^\infty \\
&= \frac{1}{\zeta(\varphi^\infty)} \partial_y h^\infty - \left(\frac{\tilde{q}'(\varphi^\infty) - (\zeta(\varphi^\infty)b(\varphi^\infty))'}{\zeta(\varphi^\infty)} + \tau(h^\infty, \varphi^\infty) \frac{\zeta'(\varphi^\infty)}{\zeta(\varphi^\infty)} \right) \partial_y \varphi^\infty \\
&\stackrel{(17)}{=} \frac{1}{\zeta(\varphi^\infty)} \left[\partial_y h^\infty - \left((\tilde{q}_g - \tilde{q}_l) - \zeta(\varphi^\infty)b'(\varphi^\infty) + (\tau(h^\infty, \varphi^\infty) - b(\varphi^\infty)) \frac{(\zeta_g - \zeta_l)(\tau_g^{\text{sat}} - b_g)(\tau_l^{\text{sat}} - b_l)}{(\bar{\tau}^{\text{sat}}(\varphi^\infty) - b(\varphi^\infty))^2} \right) \partial_y \varphi^\infty \right]
\end{aligned}$$

where $\bar{\tau}^{\text{sat}}$ is defined by (16) and where we used the relation (17) for ζ and ζ' .

Our well-balanced scheme strongly relies on the discrete analogue of this computation, which is stated in the following Lemma.

Lemma 3.4. *By defining*

$$\begin{aligned}
\tau_i &= \frac{h_i - \tilde{q}_i}{\zeta_i} + b_i, & \zeta_i &= \frac{\varphi_i \zeta_g (\tau_g^{\text{sat}} - b_g) + (1 - \varphi_i) \zeta_l (\tau_l^{\text{sat}} - b_l)}{\bar{\tau}^{\text{sat}}(\varphi_i) - b(\varphi_i)}, \\
b_i &= \varphi_i b_g + (1 - \varphi_i) b_l, & \tilde{q}_i &= \varphi_i \tilde{q}_g + (1 - \varphi_i) \tilde{q}_l,
\end{aligned}$$

we have that, for any i ,

$$\begin{aligned}
\zeta_i(\tau_i - \tau_{i-1}) &= h_i - h_{i-1} \\
&\quad - \left[(\tilde{q}_g - \tilde{q}_l) - \zeta_i(b_g - b_l) + (\tau_{i-1} - b_{i-1}) \frac{(\zeta_g - \zeta_l)(\tau_g^{\text{sat}} - b_g)(\tau_l^{\text{sat}} - b_l)}{(\bar{\tau}^{\text{sat}}(\varphi_i) - b(\varphi_i))(\bar{\tau}^{\text{sat}}(\varphi_{i-1}) - b(\varphi_{i-1}))} \right] (\varphi_i - \varphi_{i-1})
\end{aligned}$$

where we dropped the time superscripts for simplicity, since this property is true for any n .

Proof. Let us expand the right hand side of the claimed equality, using the definitions of τ_i , \tilde{q}_i and ζ_i :

$$\begin{aligned}
\text{RHS} &= \zeta_i(\tau_i - b_i) + \tilde{q}_i - \zeta_{i-1}(\tau_{i-1} - b_{i-1}) - \tilde{q}_{i-1} - (\tilde{q}_g - \tilde{q}_l)(\varphi_i - \varphi_{i-1}) + \zeta_i(b_g - b_l)(\varphi_i - \varphi_{i-1}) \\
&\quad - (\tau_{i-1} - b_{i-1})(\varphi_i - \varphi_{i-1}) \frac{(\zeta_g - \zeta_l)(\tau_g^{\text{sat}} - b_g)(\tau_l^{\text{sat}} - b_l)}{(\bar{\tau}^{\text{sat}}(\varphi_i) - b(\varphi_i))(\bar{\tau}^{\text{sat}}(\varphi_{i-1}) - b(\varphi_{i-1}))}.
\end{aligned}$$

Since $\tilde{q}_j = (\tilde{q}_g - \tilde{q}_l)\varphi_j + \tilde{q}_l$ and $b_j = (b_g - b_l)\varphi_j + b_l$ this implies

$$(b_g - b_l)(\varphi_i - \varphi_{i-1}) = b_i - b_{i-1} \qquad (\tilde{q}_g - \tilde{q}_l)(\varphi_i - \varphi_{i-1}) = \tilde{q}_i - \tilde{q}_{i-1}$$

so that, in the previous equation, the terms involving \tilde{q}_i , \tilde{q}_l , \tilde{q}_g vanish, and we obtain

$$\begin{aligned}
\text{RHS} &= \zeta_i(\tau_i - b_i) + \tilde{q}_i - \zeta_{i-1}(\tau_{i-1} - b_{i-1}) - \tilde{q}_{i-1} - (\tilde{q}_i - \tilde{q}_{i-1}) + \zeta_i(b_i - b_{i-1}) \\
&\quad - (\tau_{i-1} - b_{i-1})(\varphi_i - \varphi_{i-1}) \frac{(\zeta_g - \zeta_l)(\tau_g^{\text{sat}} - b_g)(\tau_l^{\text{sat}} - b_l)}{(\bar{\tau}^{\text{sat}}(\varphi_i) - b(\varphi_i))(\bar{\tau}^{\text{sat}}(\varphi_{i-1}) - b(\varphi_{i-1}))} \\
&= \zeta_i \tau_i - \zeta_i b_{i-1} - \zeta_{i-1}(\tau_{i-1} - b_{i-1}) - (\tau_{i-1} - b_{i-1})(\varphi_i - \varphi_{i-1}) \frac{(\zeta_g - \zeta_l)(\tau_g^{\text{sat}} - b_g)(\tau_l^{\text{sat}} - b_l)}{(\bar{\tau}^{\text{sat}}(\varphi_i) - b(\varphi_i))(\bar{\tau}^{\text{sat}}(\varphi_{i-1}) - b(\varphi_{i-1}))} \\
&= \zeta_i \tau_i - \zeta_i b_{i-1} - (\tau_{i-1} - b_{i-1}) \left[\zeta_{i-1} + (\varphi_i - \varphi_{i-1}) \frac{(\zeta_g - \zeta_l)(\tau_g^{\text{sat}} - b_g)(\tau_l^{\text{sat}} - b_l)}{(\bar{\tau}^{\text{sat}}(\varphi_i) - b(\varphi_i))(\bar{\tau}^{\text{sat}}(\varphi_{i-1}) - b(\varphi_{i-1}))} \right].
\end{aligned}$$

From the definition of ζ_i , let us compute

$$\begin{aligned}\zeta_i - \zeta_{i-1} &= \frac{(\zeta_g(\tau_g^{\text{sat}} - b_g) - \zeta_\ell(\tau_\ell^{\text{sat}} - b_\ell))\varphi_i + \zeta_\ell(\tau_\ell^{\text{sat}} - b_\ell)}{\bar{\tau}^{\text{sat}}(\varphi_i) - b(\varphi_i)} - \frac{(\zeta_g(\tau_g^{\text{sat}} - b_g) - \zeta_\ell(\tau_\ell^{\text{sat}} - b_\ell))\varphi_{i-1} + \zeta_\ell(\tau_\ell^{\text{sat}} - b_\ell)}{\bar{\tau}^{\text{sat}}(\varphi_{i-1}) - b(\varphi_{i-1})} \\ &= (\varphi_i - \varphi_{i-1}) \frac{(\zeta_g - \zeta_\ell)(\tau_g^{\text{sat}} - b_g)(\tau_\ell^{\text{sat}} - b_\ell)}{(\bar{\tau}^{\text{sat}}(\varphi_i) - b(\varphi_i))(\bar{\tau}^{\text{sat}}(\varphi_{i-1}) - b(\varphi_{i-1}))},\end{aligned}$$

so that

$$\text{RHS} = \zeta_i \tau_i - \zeta_i b_{i-1} - (\tau_{i-1} - b_{i-1})(\zeta_{i-1} + \zeta_i - \zeta_{i-1}) = \zeta_i(\tau_i - b_{i-1} - \tau_{i-1} + b_{i-1}) = \zeta_i(\tau_i - \tau_{i-1}),$$

which finishes the proof. \square

Let us now introduce the numerical scheme

$$\left\{ \begin{array}{l} \frac{h_i^{n+1} - h_i^n}{\Delta t} + v_i^n \frac{h_i^n - h_{i-1}^n}{\Delta y} = \Phi_i^n \tau_i^n, \end{array} \right. \quad (22a)$$

$$\left\{ \begin{array}{l} \frac{\varphi_i^{n+1} - \varphi_i^n}{\Delta t} + v_i^n \frac{\varphi_i^n - \varphi_{i-1}^n}{\Delta y} = R_i^{n+1, n+1}, \end{array} \right. \quad (22b)$$

$$\left\{ \begin{array}{l} \frac{v_i^{n+1} - v_{i-1}^{n+1}}{\Delta y} = \frac{1}{\zeta_i^{n+1}} S_i^{n+1}, \end{array} \right. \quad (22c)$$

where

$$\tau_i^n = \frac{h_i^n - \tilde{q}_i^n}{\zeta_i^n} + b_i^n, \quad \zeta_i^n = \frac{\varphi_i^n \zeta_g(\tau_g^{\text{sat}} - b_g) + (1 - \varphi_i^n) \zeta_\ell(\tau_\ell^{\text{sat}} - b_\ell)}{\bar{\tau}^{\text{sat}}(\varphi_i^n) - b_i^n}, \quad (23a)$$

$$b_i^n = \varphi_i^n b_g + (1 - \varphi_i^n) b_\ell, \quad \tilde{q}_i^n = \varphi_i^n \tilde{q}_g + (1 - \varphi_i^n) \tilde{q}_\ell, \quad (23b)$$

$$\varphi^s(h_i^{n+1}) = \max \left(\min \left(\frac{h_i^{n+1} - h_\ell^{\text{sat}}}{h_g^{\text{sat}} - h_\ell^{\text{sat}}}, 1 \right), 0 \right), \quad R_i^{n+1, n+1} = \frac{1}{\varepsilon} (\varphi^s(h_i^{n+1}) - \varphi_i^{n+1}), \quad (23c)$$

$$S_i^{n+1} = \Phi_i^{n+1} - \frac{R_i^{n+1, n+1}}{\tau_i^{n+1}} \left[(\tilde{q}_g - \tilde{q}_\ell) - (b_g - b_\ell) \zeta_i^{n+1} - (\tau_{i-1}^{n+1} - b_{i-1}^{n+1}) \frac{(\zeta_g - \zeta_\ell)(\tau_g^{\text{sat}} - b_g)(\tau_\ell^{\text{sat}} - b_\ell)}{(\bar{\tau}^s(\varphi_i^{n+1}) - b_i^{n+1})(\bar{\tau}^s(\varphi_{i-1}^{n+1}) - b_{i-1}^{n+1})} \right]. \quad (23d)$$

Observe that since Equation (22b) can be stiff for small values of ε due to the right hand side (23c), the source term is discretised implicitly. In fact, this does not induce longer computational costs, since the equation is linear in φ and can be solved explicitly. The CFL condition is thus only related to the transport equation (22a) for h .

Proposition 3.5. *Scheme (23) is at order 1 (in space and time) and well-balanced in the sense that it preserves the numerical steady state satisfying for any $0 \leq i \leq N$*

$$\frac{v_i}{\tau_i} = \frac{v_0}{\tau_0} = D_e, \quad (24)$$

$$\frac{h_i - h_{i-1}}{\Delta y} = \frac{\Phi_i}{D_e}, \quad (25)$$

which is consistent with the properties of the continuous steady state given in Proposition 3.3. More precisely, if for any i , $(v_i^{n+1}, h_i^{n+1}, \varphi_i^{n+1}) = (v_i^n, h_i^n, \varphi_i^n)$, then $(v_i^n, h_i^n, \varphi_i^n)_i$ satisfies (24)-(25).

Proof. Assume that $(v_i^n, h_i^n, \varphi_i^n) = (v_i^{n+1}, h_i^{n+1}, \varphi_i^{n+1})$. Dropping the time indices, Scheme (22) reduces to

$$v_i(h_i - h_{i-1}) = \Delta y \Phi_i \tau_i, \quad (26a)$$

$$v_i(\varphi_i - \varphi_{i-1}) = \Delta y R_i, \quad (26b)$$

$$v_i - v_{i-1} = \frac{\Delta y}{\zeta_i} S_i. \quad (26c)$$

We first prove (24), which is the discrete analogue of the mass conservation property (21). This is equivalent to proving

$$v_i(\tau_i - \tau_{i-1}) = \tau_i(v_i - v_{i-1}).$$

Using successively the equations on v , h and φ of the scheme (26), we have

$$\begin{aligned} \zeta_i \tau_i (v_i - v_{i-1}) &\stackrel{(26c)}{=} \Delta y S_i \tau_i \\ &= \Delta y \Phi_i \tau_i - \Delta y R_i \left[(\tilde{q}_g - \tilde{q}_\ell) - \zeta_i (b_g - b_\ell) - (\tau_{i-1} - b_{i-1}) \frac{(\zeta_g - \zeta_\ell)(\tau_g^{\text{sat}} - b_g)(\tau_\ell^{\text{sat}} - b_\ell)}{(\bar{\tau}^{\text{sat}}(\varphi_i) - b_i)(\bar{\tau}^{\text{sat}}(\varphi_{i-1}) - b_{i-1})} \right] \\ &\stackrel{(26a)}{=} v_i(h_i - h_{i-1}) - \Delta y R_i \left[(\tilde{q}_g - \tilde{q}_\ell) - \zeta_i (b_g - b_\ell) - (\tau_{i-1} - b_{i-1}) \frac{(\zeta_g - \zeta_\ell)(\tau_g^{\text{sat}} - b_g)(\tau_\ell^{\text{sat}} - b_\ell)}{(\bar{\tau}^{\text{sat}}(\varphi_i) - b_i)(\bar{\tau}^{\text{sat}}(\varphi_{i-1}) - b_{i-1})} \right] \\ &\stackrel{(26b)}{=} v_i(h_i - h_{i-1}) - v_i(\varphi_i - \varphi_{i-1}) \left[(\tilde{q}_g - \tilde{q}_\ell) - \zeta_i (b_g - b_\ell) - (\tau_{i-1} - b_{i-1}) \frac{(\zeta_g - \zeta_\ell)(\tau_g^{\text{sat}} - b_g)(\tau_\ell^{\text{sat}} - b_\ell)}{(\bar{\tau}^{\text{sat}}(\varphi_i) - b_i)(\bar{\tau}^{\text{sat}}(\varphi_{i-1}) - b_{i-1})} \right] \\ &= \zeta_i v_i (\tau_i - \tau_{i-1}) \quad \text{by Lemma 3.4.} \end{aligned}$$

We then prove (25) by writing

$$\frac{h_i - h_{i-1}}{\Delta y} \stackrel{(26a)}{=} \Phi_i \frac{\tau_i}{v_i} \stackrel{(24)}{=} \frac{\Phi_i}{D_e}.$$

□

Remark 3.6. Let us observe that (26b) implies

$$\frac{\varphi_i - \varphi_{i-1}}{\Delta y} = \frac{1}{D_e} \frac{R_i}{\tau_i}$$

thanks to (24), which is consistent with the ODE in Proposition 3.5.

Notice that a similar strategy can be adapted to the 3-LMNC model for which the steady state is completely known (see Appendix A) without any ODE to solve.

3.4. Semi-analytical steady state solution

To assess the well-balanced property of the present scheme, we have to compute a steady state solution. We apply Proposition 3.3 to compute the asymptotic solution:

- the enthalpy $h^\infty(y)$ is given by (20);

- we compute the mass fraction φ^∞ by solving the Cauchy problem

$$\begin{cases} \frac{d\phi}{dy} = \frac{1}{D_e} \frac{\mathcal{R}_\varepsilon(h^\infty(y), \phi)}{\tau(h^\infty(y), \phi)}, \\ \phi(0) = \varphi_e, \end{cases}$$

with an explicit Runge-Kutta scheme at order 6 (with 7 stages) on a very fine grid using 51 201 points;

- we can then compute the velocity v^∞ using the EoS:

$$v^\infty(y) = D_e \tau(h^\infty(y), \varphi^\infty(y)) = D_e \frac{h^\infty(y) - q(\varphi^\infty(y))}{\zeta(\varphi^\infty(y))}.$$

3.5. Numerical simulations

3.5.1. Thermodynamic parameters

In the following numerical tests we use a Noble-Abel stiffened gas law to close the model with parameter values chosen as in [40]:

$$\begin{array}{ll} \gamma_l = 1.39 & \gamma_g = 1.95 \\ c_{v,l} = 3.202 \times 10^3 \text{ J} \cdot \text{K}^{-1} \cdot \text{kg}^{-1} & c_{v,g} = 462 \text{ J} \cdot \text{K}^{-1} \cdot \text{kg}^{-1} \\ q_l = -1.244 191 \times 10^6 \text{ J} \cdot \text{K}^{-1} & q_g = 2.287 484 \times 10^6 \text{ J} \cdot \text{K}^{-1} \\ b_l = 4.78 \times 10^{-4} \text{ m}^3 \cdot \text{kg}^{-1} & b_g = 0 \text{ m}^3 \cdot \text{kg}^{-1} \\ m_l = -1.281 29 \times 10^6 \text{ J} \cdot \text{K}^{-1} \cdot \text{kg}^{-1} & m_g = 2.281 93 \times 10^4 \text{ J} \cdot \text{K}^{-1} \cdot \text{kg}^{-1} \end{array}$$

so that

$$c_{p,l} = \gamma_l c_{v,l} = 4.450 \times 10^3 \text{ J} \cdot \text{K}^{-1} \cdot \text{kg}^{-1} \quad c_{p,g} = \gamma_g c_{v,g} = 900.9 \text{ J} \cdot \text{K}^{-1} \cdot \text{kg}^{-1}.$$

With $p_* = 1.55 \times 10^7 \text{ Pa}$, we also obtain

$$\begin{array}{ll} \zeta_l = 3.226 94 \times 10^9 \text{ Pa} & \zeta_g = 3.181 58 \times 10^7 \text{ Pa} \\ \tilde{q}_l = -1.236 78 \times 10^3 \text{ J} \cdot \text{K}^{-1} \cdot \text{kg}^{-1} & \tilde{q}_g = 2.287 48 \times 10^6 \text{ J} \cdot \text{K}^{-1} \cdot \text{kg}^{-1}. \end{array}$$

By solving $g_l(T, p_*) = g_g(T, p_*)$, we find $T^{\text{sat}} = 636.474 \text{ K}$ so that

$$\begin{array}{ll} \tau_l^{\text{sat}} = 1.356 \times 10^{-3} \text{ m}^3 \cdot \text{kg}^{-1} & \tau_g^{\text{sat}} = 1.802 \times 10^{-2} \text{ m}^3 \cdot \text{kg}^{-1} \\ h_l^{\text{sat}} = 1.596 03 \times 10^6 \text{ J} \cdot \text{K}^{-1} & h_g^{\text{sat}} = 2.860 88 \times 10^6 \text{ J} \cdot \text{K}^{-1}. \end{array}$$

3.5.2. Constant Φ test case

In the first test, we investigate the ability of our model to deal with two-phase flows with non-instantaneous phase transition ($\varepsilon = 1.0 \times 10^{-1}$).

The power density is set constant in space and time and equal to $\Phi = 170 \times 10^6 \text{ W} \cdot \text{m}^{-3}$. The boundary and initial conditions are $h^0(y) = h_e(t) = 0.9 h_l^{\text{sat}}$, $v^0(y) = v_e(t) = 0.4 \text{ m} \cdot \text{s}^{-1}$, so that $D_e = 306.2 \text{ m} \cdot \text{kg} \cdot \text{s}^{-1} \cdot \text{m}^{-3}$ and $\varphi^0(y) = \varphi_e(t) = 0$. With these parameters, the domain $[0; L]$ with $L = 4.2 \text{ m}$ is initially filled with liquid. With these constant values, we can apply the algorithm presented at Section 3.4 to compute a semi-analytic asymptotic solution.

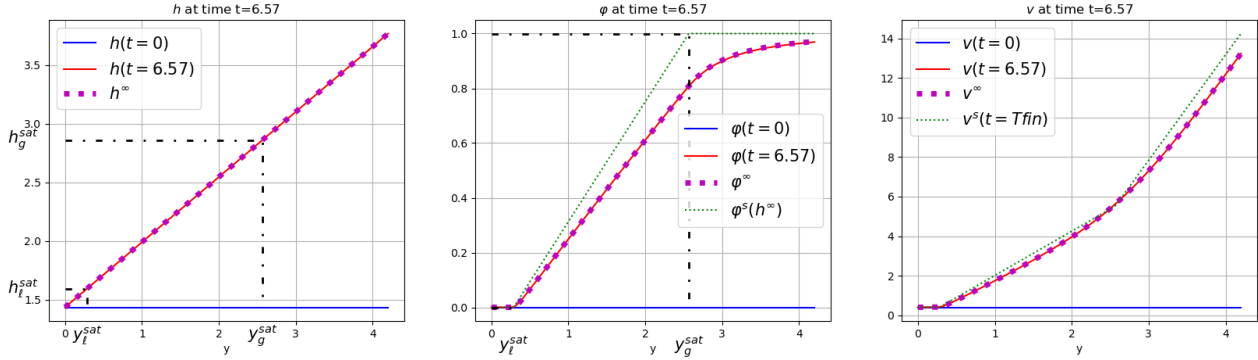
FIGURE 1. h , φ and v for constant Φ

Figure 1 displays numerical results at instants $t = 0$ s (blue) and $t = 6.57$ s (red) and the steady solution (magenta dotted) for the enthalpy h , the mass fraction φ and the velocity v . At this last time the solution has already reached the asymptotic regime. The (green dotted) line represents the solution when the mixture is at instantaneous equilibrium (*i.e.* $\varphi = \varphi^s(h)$). The computation is performed on a grid with 101 points and the CFL constant is equal to 0.99. At final time we have

$$\max_i \frac{\left| \frac{v_i}{\tau_i} - D_e \right|}{D_e} = 5.384 \times 10^{-15}, \quad \max_i \frac{|h_i - h^\infty(y_i)|}{h^\infty(y_i)} = 5.380 \times 10^{-15},$$

which means that the scheme is well-balanced even with few points. Moreover, we observe

$$\varphi^s(h_i) - \varphi_i \in [0; 0.003],$$

thus the relaxation term remains positive according to the Proposition 3.2.

On the first and second plots (enthalpy and mass fraction) we indicated the points y_l^{sat} and y_g^{sat} where the enthalpy is equal to h_l^{sat} and h_g^{sat} respectively. We remark that, for $y > 2.566$ m, the fluid is still a mixture (*i.e.* $0 < \varphi < 1$) even if $h(y) > h_g^{\text{sat}}$, which enlightens the influence of the time ε delaying the mass transfert between the phases.

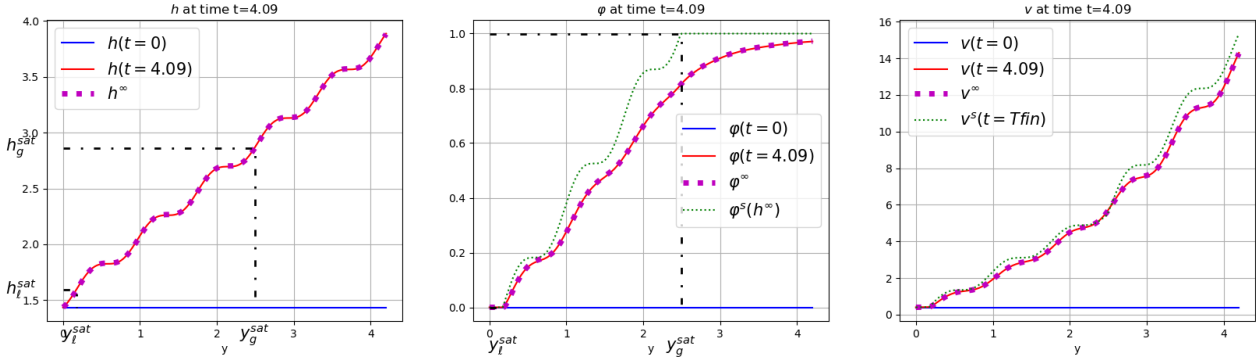
Notice that, although the steady enthalpy is the same for both 4-LMNC and 3-LMNC models, (which is reached within the same time), the mass fraction evolution is delayed with respect to the enthalpy (with a time scale of order ε). This can induce some difficulties to approach numerically the position of appearance of the pure phase in the 4-LMNC model, and rounding errors can lead to a large error on the position of the interface. Nevertheless, in the context of the 4-LMNC model, it is not crucial to identify if the fluid is a pure phase ($\varphi = 0$ or 1) or if there is a small fraction of the other phase, since the definition of the iso-Tp mixture also describes pure phases continuously (*cf.* Remark 2.1). This is a remarkable difference with respect to the closure law of the 3-Lmnc model, and represents a major benefit of the 4-Lmnc model since it is less sensitive to small errors in determining the parameters.

3.5.3. Sinusoidal Φ test case

In the second test, we consider a space-dependent constant in time power density function equal to

$$\Phi(y) = \left(1 + \sin\left(\frac{6}{\pi}Ly\right) \right) \Phi_*$$

with $\Phi_* = 170 \times 10^6 \text{ W} \cdot \text{m}^{-3}$.

FIGURE 2. h , φ and v for sine-like Φ

The boundary and initial conditions, the domain and ε are the same as for the test of Section 3.5.2.

As previously, Figure 2 displays numerical results at instants $t = 0$ s (blue) and $t = 4.09$ s (red) and the steady solution (magenta dotted) for the enthalpy h , the mass fraction φ and the velocity v . At this last time the solution has already reached the asymptotic regime. The (green dotted) line represents the solution when the mixture is at instantaneous equilibrium (*i.e.* $\varphi = \varphi^s(h)$). The computation is performed on a grid with 201 points and the CFL coefficient is equal to 0.99. At final time, the scheme satisfies again the well-balanced property and the positivity of \mathcal{R}_ε :

$$\max_i \frac{|v_i - D_e|}{D_e} = 1.63 \times 10^{-14}, \quad \max_i \frac{|h_i - h^\infty(y_i)|}{h^\infty(y_i)} = 3.52 \times 10^{-3}, \quad \varphi^s(h_i) - \varphi_i \in [0; 0.198].$$

4. THE INSTANTANEOUS RELAXATION REGIME

As we already stated, the 4-LMNC model describes a two-phase flow under the assumption of instantaneous mechanical and thermal equilibrium (but the two phases will in general not be at chemical equilibrium). In this section we wish to derive the 3-LMNC model [8], where the phase change is instantaneous, as the instantaneous relaxation limit of the above 4-LMNC model. The relaxation term deals with phase change and forces the phases towards chemical equilibrium.

We first recall the equations governing the 3-LMNC model and its closure law (isothermal, isobar and isochemical potential equation of state). We then study the relaxation limit of the 4-LMNC model towards the 3-LMNC model, and we finally introduce an asymptotic-preserving numerical scheme for the 4-LMNC model.

4.1. Systems of equations

In a non conservative formulation, the 3-LMNC and the 4-LMNC models can be written as follows.

4-LMNC

- Unknowns: h, φ, v .
- EoS: $(h, \varphi) \mapsto \tau(h, \varphi)$ (iso-Tp EoS of §2.2).
- Governing equations:

$$\begin{cases} \partial_y v = \mathfrak{S}(h, \varphi) \\ \partial_t h + v \partial_y h = \Phi \tau(h, \varphi) \\ \partial_t \varphi + v \partial_y \varphi = \frac{1}{\varepsilon} (\varphi^s(h) - \varphi) \end{cases} \quad (27)$$

where

$$\mathfrak{S}(h, \varphi) \stackrel{\text{def}}{=} \Phi \left. \frac{\partial \tau}{\partial h} \right|_{\varphi} + \frac{\mathcal{R}_{\varepsilon}(h, \varphi)}{\tau(h, \varphi)} \left. \frac{\partial \tau}{\partial \varphi} \right|_h.$$

3-LMNC

- Unknowns: h, v .
- EoS: $h \mapsto \tau^s(h)$ (iso-Tpg EoS of §4.2).
- Governing equations:

$$\begin{cases} \partial_y v = \mathfrak{S}^s(h) \\ \partial_t h + v \partial_y h = \Phi \tau^s(h) \end{cases} \quad (28)$$

where

$$\mathfrak{S}^s(h) \stackrel{\text{def}}{=} \Phi (\tau^s)'(h).$$

Remark 4.1. Observe that for any EoS, the steady-state enthalpy is the same for Models (27) and (28), but it is not the case for other variables. However, even if the steady-state enthalpy is the same, the position of the phase interfaces is not necessarily the same (as noted in the previous numerical test at §3.5.2). Although the computation of y_{κ}^{sat} (solution of $h^{\infty}(y) = h_{\kappa}^{\text{sat}}$) allows to determine the location of phase change in the 3-LMNC model, it is not the case in the 4-LMNC model, since we can have, at some point y , for instance, both $h^{\infty}(y) > h_{\mathfrak{g}}^{\text{sat}}$ and $\varphi^{\infty}(y) < 1$: in this model, enthalpy and mass fraction are independent, and only the mass fraction determines the composition of the fluid.

4.2. Iso-Tpg equation of state for a mixture

We recall that $p = p_*$, thus we drop the dependence on p in the description of the equation of state. We proved in [8, 17] that the EoS at saturation reads as follows, given $T^{\text{sat}}, h_{\kappa}^{\text{sat}}, \tau_{\kappa}^{\text{sat}}$, as described in Section 2.1.

- The specific volume in the 3-LMNC model is given by

$$\tau^s(h) = \frac{h - \tilde{q}^s(h)}{\zeta^s(h)} + b^s(h) = \begin{cases} \tau_{\mathfrak{l}}(h) = \frac{h - \tilde{q}_{\mathfrak{l}}}{\zeta_{\mathfrak{l}}} + b_{\mathfrak{l}}, & \text{if } h \leq h_{\mathfrak{l}}^{\text{sat}}, \\ \tau^{\text{sat}}(h) = \frac{h - q^{\text{sat}}}{\zeta^{\text{sat}}}, & \text{if } h_{\mathfrak{l}}^{\text{sat}} < h < h_{\mathfrak{g}}^{\text{sat}}, \\ \tau_{\mathfrak{g}}(h) = \frac{h - \tilde{q}_{\mathfrak{g}}}{\zeta_{\mathfrak{g}}} + b_{\mathfrak{g}}, & \text{if } h \geq h_{\mathfrak{g}}^{\text{sat}}, \end{cases}$$

where³

$$\zeta^s(h) = \begin{cases} \zeta_{\mathfrak{l}}, & \text{if } h \leq h_{\mathfrak{l}}^{\text{sat}}, \\ \zeta^{\text{sat}} \stackrel{\text{def}}{=} \frac{h_{\mathfrak{g}}^{\text{sat}} - h_{\mathfrak{l}}^{\text{sat}}}{\tau_{\mathfrak{g}}^{\text{sat}} - \tau_{\mathfrak{l}}^{\text{sat}}}, & \text{if } h_{\mathfrak{l}}^{\text{sat}} < h < h_{\mathfrak{g}}^{\text{sat}}, \\ \zeta_{\mathfrak{g}}, & \text{if } h \geq h_{\mathfrak{g}}^{\text{sat}}, \end{cases}$$

$$\tilde{q}^s(h) = \begin{cases} \tilde{q}_{\mathfrak{l}}, & \text{if } h \leq h_{\mathfrak{l}}^{\text{sat}}, \\ q^{\text{sat}} \stackrel{\text{def}}{=} h_{\kappa}^{\text{sat}} - \tau_{\kappa}^{\text{sat}} \zeta^{\text{sat}} = \frac{h_{\mathfrak{l}}^{\text{sat}} \tau_{\mathfrak{g}}^{\text{sat}} - h_{\mathfrak{g}}^{\text{sat}} \tau_{\mathfrak{l}}^{\text{sat}}}{\tau_{\mathfrak{g}}^{\text{sat}} - \tau_{\mathfrak{l}}^{\text{sat}}}, & \text{if } h_{\mathfrak{l}}^{\text{sat}} < h < h_{\mathfrak{g}}^{\text{sat}}, \\ \tilde{q}_{\mathfrak{g}}, & \text{if } h \geq h_{\mathfrak{g}}^{\text{sat}}. \end{cases}$$

³Given notations from [8], we have $\zeta^s(h) = \beta(h, p_*)/p_*$.

$$b^s(h) = \begin{cases} b_{\ell}, & \text{if } h \leq h_{\ell}^{\text{sat}}, \\ 0, & \text{if } h_{\ell}^{\text{sat}} < h < h_{\mathfrak{g}}^{\text{sat}}, \\ b_{\mathfrak{g}}, & \text{if } h \geq h_{\mathfrak{g}}^{\text{sat}}. \end{cases}$$

- The mass fraction in the 3-LMNC model is given by (19).
- Temperature in the 3-LMNC model is expressed by

$$T^s(h) = \begin{cases} T_{\ell}(h) = \frac{h - \tilde{q}_{\ell}}{c_{p,\ell}} = \frac{\tau_{\ell}(h) - b_{\ell}}{\tau_{\ell}^{\text{sat}} - b_{\ell}} T^{\text{sat}}, & \text{if } h \leq h_{\ell}^{\text{sat}}, \\ T^{\text{sat}}, & \text{if } h_{\ell}^{\text{sat}} < h < h_{\mathfrak{g}}^{\text{sat}}, \\ T_{\mathfrak{g}}(h) = \frac{h - \tilde{q}_{\mathfrak{g}}}{c_{p,\mathfrak{g}}} = \frac{\tau_{\mathfrak{g}}(h) - b_{\mathfrak{g}}}{\tau_{\mathfrak{g}}^{\text{sat}} - b_{\mathfrak{g}}} T^{\text{sat}}, & \text{if } h \geq h_{\mathfrak{g}}^{\text{sat}}. \end{cases}$$

- The coefficient c_p is not defined in the iso- Tpg equation of state, since

$$\frac{1}{c_p} = \left. \frac{\partial T^s}{\partial h} \right|_p,$$

which is equal to zero in the mixture at saturation.

To study the relaxation of the 4-LMNC towards the 3-LMNC system, we first compare the equations of state of the iso- Tp and the iso- Tpg mixtures.

Proposition 4.2 (Iso- Tp vs iso- Tpg mixtures). *Although in the mixture $\zeta(\varphi^{\text{sat}}(h)) \neq \zeta^{\text{sat}}$, $b(\varphi^{\text{sat}}(h)) \neq 0$ and $\tilde{q}(\varphi^{\text{sat}}(h)) \neq \tilde{q}^{\text{sat}}$, the following relations hold*

$$\tau(h, \varphi^{\text{sat}}(h)) = \bar{\tau}^{\text{sat}}(\varphi^{\text{sat}}(h)) = \tau^{\text{sat}}(h), \quad T(h, \varphi^{\text{sat}}(h)) = T^{\text{sat}}.$$

Proof. Since in the mixture $\tilde{q}(\varphi^{\text{sat}}(h))$ and $\zeta(\varphi^{\text{sat}}(h))$ depend on h while q^{sat} and ζ^{sat} are constant then $\tilde{q}(\varphi^{\text{sat}}(h)) \neq q^{\text{sat}}$ and $\zeta(\varphi^{\text{sat}}(h)) \neq \zeta^{\text{sat}}$. Moreover, in the mixture $b(\varphi^{\text{sat}}(h))$ depend on h while $b^s(h) = 0$.

Since $\zeta(\varphi^{\text{sat}}(h)) = \frac{c_p(\varphi^{\text{sat}}(h))T^{\text{sat}}}{\bar{\tau}^s(\varphi^{\text{sat}}(h)) - b(\varphi^{\text{sat}}(h))}$ then

$$\tau(h, \varphi^{\text{sat}}(h)) = \frac{h - \tilde{q}(\varphi^{\text{sat}}(h))}{\zeta(\varphi^{\text{sat}}(h))} + b(\varphi^{\text{sat}}(h)) = \frac{h - \tilde{q}(\varphi^{\text{sat}}(h))}{c_p(\varphi^{\text{sat}}(h))T^{\text{sat}}} (\bar{\tau}^s(\varphi^{\text{sat}}(h)) - b(\varphi^{\text{sat}}(h))) + b(\varphi^{\text{sat}}(h)).$$

Since

$$c_p(\varphi^{\text{sat}}(h))T^{\text{sat}} = \varphi^{\text{sat}}(h)c_{p,\mathfrak{g}}T^{\text{sat}} + (1 - \varphi^{\text{sat}}(h))c_{p,\ell}T^{\text{sat}} \stackrel{(8)}{=} \varphi^{\text{sat}}(h)(h_{\mathfrak{g}}^{\text{sat}} - \tilde{q}_{\mathfrak{g}}) + (1 - \varphi^{\text{sat}}(h))(h_{\ell}^{\text{sat}} - \tilde{q}_{\ell})$$

then

$$\tau(h, \varphi^{\text{sat}}(h)) = \frac{h - \tilde{q}(\varphi^{\text{sat}}(h))}{\varphi^{\text{sat}}(h)(h_{\mathfrak{g}}^{\text{sat}} - \tilde{q}_{\mathfrak{g}}) + (1 - \varphi^{\text{sat}}(h))(h_{\ell}^{\text{sat}} - \tilde{q}_{\ell})} (\bar{\tau}^s(\varphi^{\text{sat}}(h)) - b(\varphi^{\text{sat}}(h))) + b(\varphi^{\text{sat}}(h)).$$

Since $\varphi^{\text{sat}}(h) \stackrel{\text{def}}{=} \frac{h - h_{\ell}^{\text{sat}}}{h_{\mathfrak{g}}^{\text{sat}} - h_{\ell}^{\text{sat}}}$, we have $1 - \varphi^{\text{sat}}(h) = \frac{h_{\mathfrak{g}}^{\text{sat}} - h}{h_{\mathfrak{g}}^{\text{sat}} - h_{\ell}^{\text{sat}}}$, and thus

$$\begin{aligned} \frac{h - \tilde{q}(\varphi^{\text{sat}}(h))}{\varphi^{\text{sat}}(h)(h_{\mathfrak{g}}^{\text{sat}} - \tilde{q}_{\mathfrak{g}}) + (1 - \varphi^{\text{sat}}(h))(h_{\ell}^{\text{sat}} - \tilde{q}_{\ell})} &= \frac{h - \tilde{q}(\varphi^{\text{sat}}(h))}{\varphi^{\text{sat}}(h)h_{\mathfrak{g}}^{\text{sat}} + (1 - \varphi^{\text{sat}}(h))h_{\ell}^{\text{sat}} - \varphi^{\text{sat}}(h)\tilde{q}_{\mathfrak{g}} - (1 - \varphi^{\text{sat}}(h))\tilde{q}_{\ell}} \\ &= \frac{h - \tilde{q}(\varphi^{\text{sat}}(h))}{\varphi^{\text{sat}}(h)h_{\mathfrak{g}}^{\text{sat}} + (1 - \varphi^{\text{sat}}(h))h_{\ell}^{\text{sat}} - \tilde{q}(\varphi^{\text{sat}}(h))}. \end{aligned}$$

Since

$$\varphi^{\text{sat}}(h)h_{\mathfrak{g}}^{\text{sat}} + (1 - \varphi^{\text{sat}}(h))h_{\mathfrak{l}}^{\text{sat}} = \frac{h - h_{\mathfrak{l}}^{\text{sat}}}{h_{\mathfrak{g}}^{\text{sat}} - h_{\mathfrak{l}}^{\text{sat}}}h_{\mathfrak{g}}^{\text{sat}} + \frac{h_{\mathfrak{g}}^{\text{sat}} - h}{h_{\mathfrak{g}}^{\text{sat}} - h_{\mathfrak{l}}^{\text{sat}}}h_{\mathfrak{l}}^{\text{sat}} = h$$

then

$$\frac{h - \tilde{q}(\varphi^{\text{sat}}(h))}{\varphi^{\text{sat}}(h)h_{\mathfrak{g}}^{\text{sat}} + (1 - \varphi^{\text{sat}}(h))h_{\mathfrak{l}}^{\text{sat}} - \tilde{q}(\varphi^{\text{sat}}(h))} = 1$$

and finally

$$\tau(h, \varphi^{\text{sat}}(h)) = (\bar{\tau}^s(\varphi^{\text{sat}}(h)) - b(\varphi^{\text{sat}}(h))) + b(\varphi^{\text{sat}}(h)) = \bar{\tau}^s(\varphi^{\text{sat}}(h)).$$

Since $\varphi^{\text{sat}}(h) \stackrel{\text{def}}{=} \frac{h - h_{\mathfrak{l}}^{\text{sat}}}{h_{\mathfrak{g}}^{\text{sat}} - h_{\mathfrak{l}}^{\text{sat}}} = \frac{\tau^{\text{sat}}(h) - \tau_{\mathfrak{l}}^{\text{sat}}}{\tau_{\mathfrak{g}}^{\text{sat}} - \tau_{\mathfrak{l}}^{\text{sat}}}$ then, by definition (16) of $\bar{\tau}^{\text{sat}}(\varphi)$

$$\bar{\tau}^{\text{sat}}(\varphi^{\text{sat}}(h)) = \varphi^{\text{sat}}(h)\tau_{\mathfrak{g}}^{\text{sat}} + (1 - \varphi^{\text{sat}}(h))\tau_{\mathfrak{l}}^{\text{sat}} = \frac{\tau^{\text{sat}}(h) - \tau_{\mathfrak{l}}^{\text{sat}}}{\tau_{\mathfrak{g}}^{\text{sat}} - \tau_{\mathfrak{l}}^{\text{sat}}}\tau_{\mathfrak{g}}^{\text{sat}} + \frac{\tau_{\mathfrak{g}}^{\text{sat}} - \tau^{\text{sat}}(h)}{\tau_{\mathfrak{g}}^{\text{sat}} - \tau_{\mathfrak{l}}^{\text{sat}}}\tau_{\mathfrak{l}}^{\text{sat}} = \tau^{\text{sat}}(h).$$

Finally, for the temperature, we can compute

$$T(h, \varphi^{\text{sat}}(h)) = \frac{\tau(h, \varphi^{\text{sat}}(h)) - b(\varphi^{\text{sat}}(h))}{\bar{\tau}^{\text{sat}}(\varphi^{\text{sat}}(h)) - b(\varphi^{\text{sat}}(h))}T^{\text{sat}} = \frac{\tau^{\text{sat}}(h)}{\tau^{\text{sat}}(h)}T^{\text{sat}} = T^{\text{sat}}.$$

□

Figure 3 displays the iso-Tp and the iso-Tpg EoS with parameters of the Section 3.5.1.

In pure phases, all quantities (ζ , \tilde{q} , b , τ and T) clearly coincide. Moreover, although phase change is described by $\varphi = 0$ (resp. 1) in the iso-Tp EoS whereas it is described by $h = h_{\mathfrak{l}}^{\text{sat}}$ (resp. $h_{\mathfrak{g}}^{\text{sat}}$) in the iso-Tpg EoS, the two descriptions coincide when $\varphi = \varphi^s(h)$, and phase change thus occurs at the same point.

As far as the mixture is concerned, we notice on Figure 3a that the function $\zeta(\varphi^s(h))$ is different from the function $\zeta^s(h)$, since it is continuous while $\zeta^s(h)$ is phasewise constant. In a similar way, we see on Figure 3b and 3c that the functions $q(\varphi^s(h))$ and $b(\varphi^s(h))$ are different from the function $\tilde{q}^s(h)$ and $b^s(h)$, since they are phasewise linear while $\tilde{q}^s(h)$ and $b^s(h)$ are phasewise constant. Last, we observe on Figure 3d and 3e that $\tau(h, \varphi^s(h)) \equiv \tau^s(h)$ and $T(h, \varphi^s(h)) \equiv T^s$, as stated in Proposition 4.2.

4.3. Convergence of the 4-LMNC model towards the 3-LMNC model

In the following proposition, we relate the 3-LMNC system to the 4-LMNC one, as its limit when $\varepsilon \rightarrow 0$. o this end, we assume the existence of a smooth solution to (27).

Proposition 4.3. *Let $(v_\varepsilon, h_\varepsilon, \varphi_\varepsilon)$ be a solution of (27) with $\mathcal{R}_\varepsilon(h, \varphi) = \frac{1}{\varepsilon}(\varphi^s(h) - \varphi)$. The solution $(v_\varepsilon, h_\varepsilon, \varphi_\varepsilon)$ converges formally as $\varepsilon \rightarrow 0$ towards $(\bar{v}, \bar{h}, \varphi^s(\bar{h}))$ solution of (28).*

Proof. Let us introduce some function ψ_δ^s of class at least \mathcal{C}^1 for some $\delta > 0$, bounded in $[0, 1]$ such that $\psi_\delta^s(h)$ tends to $\varphi^s(h)$ in a strong sense as $\delta \rightarrow 0$:

$$\psi_\delta^s(h) = \varphi^s(h) + \mathcal{O}(\delta).$$

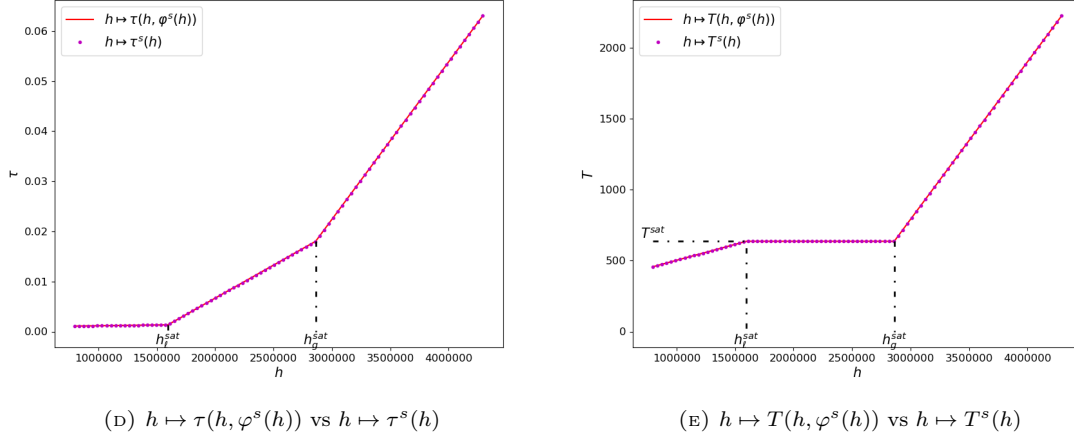
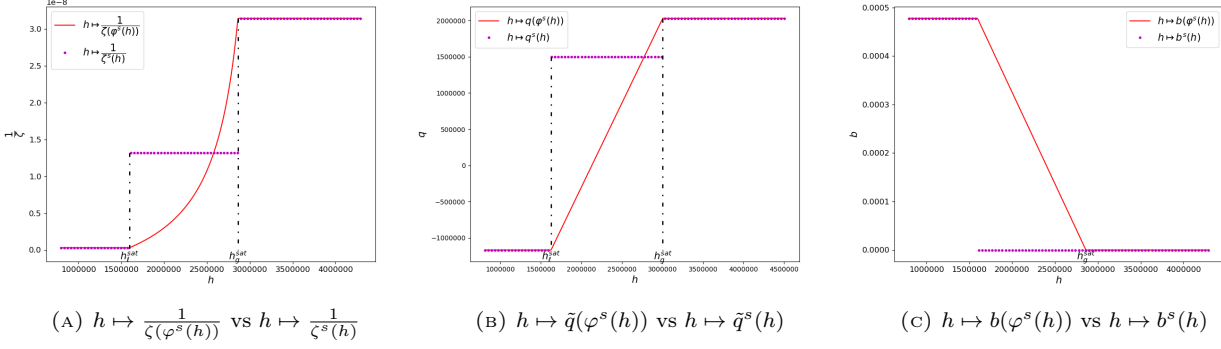


FIGURE 3. Iso-Tp vs Iso-Tpg EoS

Then we consider the following modified system:

$$\begin{cases} \partial_y v = \mathfrak{G}(h, \varphi), & (29a) \end{cases}$$

$$\begin{cases} \partial_t h + v \partial_y h = \Phi \tau(h, \varphi), & (29b) \end{cases}$$

$$\begin{cases} \partial_t \varphi + v \partial_y \varphi = \frac{1}{\varepsilon} (\psi_\delta^s(h) - \varphi). & (29c) \end{cases}$$

Let us expand any variable of Model (29) as $f_\varepsilon = f^{(0)} + \varepsilon f^{(1)} + \mathcal{O}(\varepsilon^2)$. At order ε^{-1} , we get from the form $\mathcal{R}_\varepsilon = (\psi_\delta^s(h) - \varphi) / \varepsilon$ that

$$\varphi^{(0)} = \psi_\delta^s(h^{(0)}).$$

Moreover, at order ε^0 , we have from (29c)

$$\partial_t \varphi^{(0)} + v^{(0)} \partial_y \varphi^{(0)} = (\psi_\delta^s)'(h^{(0)}) h^{(1)} - \varphi^{(1)}, \quad (30)$$

and from (29b)

$$\partial_t h^{(0)} + v^{(0)} \partial_y h^{(0)} = \tau(h^{(0)}, \varphi^{(0)}) \Phi. \quad (31)$$

Since we obtained $\varphi^{(0)} = \psi_\delta^s(h^{(0)})$, we get

$$\begin{aligned} \tau(h^{(0)}, \varphi^{(0)}) &= \tau(h^{(0)}, \psi_\delta^s(h^{(0)})) \\ &= \underbrace{\tau(h^{(0)}, \varphi^s(h^{(0)}))}_{\tau^s(h^{(0)})} + \underbrace{(\psi_\delta^s(h^{(0)}) - \varphi^s(h^{(0)}))}_{=\mathcal{O}(\delta)} \underbrace{\int_0^1 \frac{\partial \tau}{\partial \varphi} \left(h^{(0)}, \varphi^s(h^{(0)}) + \sigma (\psi_\delta^s(h^{(0)}) - \varphi^s(h^{(0)})) \right) d\sigma}_{\text{bounded}} \end{aligned}$$

which leads to the second equation of (28) for $h^{(0)}$ up to a correction of order δ .

Further, we compute from the definition of \mathfrak{S}

$$\begin{aligned} \partial_y v^{(0)} &= \Phi \frac{\partial \tau}{\partial h} \Big|_{\varphi} (h^{(0)}, \varphi^{(0)}) + \frac{\partial \tau}{\partial \varphi} \Big|_h (h^{(0)}, \varphi^{(0)}) \frac{(\psi_\delta^s)'(h^{(0)})h^{(1)} - \varphi^{(1)}}{\tau(h^{(0)}, \varphi^{(0)})} \\ &\stackrel{(30)}{=} \Phi \frac{\partial \tau}{\partial h} \Big|_{\varphi} (h^{(0)}, \varphi^{(0)}) + \frac{\partial \tau}{\partial \varphi} \Big|_h (h^{(0)}, \varphi^{(0)}) \frac{\partial_t \varphi^{(0)} + v^{(0)} \partial_y \varphi^{(0)}}{\tau(h^{(0)}, \varphi^{(0)})} \\ &= \Phi \frac{\partial \tau}{\partial h} \Big|_{\varphi} (h^{(0)}, \varphi^{(0)}) + \frac{\partial_t h^{(0)} + v^{(0)} \partial_y h^{(0)}}{\tau(h^{(0)}, \varphi^{(0)})} (\psi_\delta^s)'(h^{(0)}) \frac{\partial \tau}{\partial \varphi} \Big|_h (h^{(0)}, \varphi^{(0)}) \\ &\stackrel{(31)}{=} \Phi \left(\frac{\partial \tau}{\partial h} \Big|_{\varphi} (h^{(0)}, \varphi^{(0)}) + (\psi_\delta^s)'(h^{(0)}) \frac{\partial \tau}{\partial \varphi} \Big|_h (h^{(0)}, \varphi^{(0)}) \right) = \Phi \frac{d}{dh} \underbrace{\left[\tau \left(h^{(0)}, \psi_\delta^s(h^{(0)}) \right) \right]}_{\tau(h^{(0)}, \varphi^s(h^{(0)})) + \mathcal{O}(\delta)}. \end{aligned}$$

The assumption on the EoS leads to

$$\partial_y v^{(0)} = \Phi (\tau^s)'(h^{(0)}) + \mathcal{O}(\delta),$$

which is exactly the first equation of (28) for $v^{(0)}$ up to a correction of order δ . Last, letting δ tend to zero concludes the proof. \square

Remark 4.4. This proposition is true for any equations of state satisfying that $\tau(h, \varphi^s(h)) = \tau^s(h)$ and τ of class \mathcal{C}^1 . The requirement $\tau(h, \varphi^s(h)) = \tau^s(h)$ is in particular satisfied for the EoS we chose (see Proposition 4.2).

4.4. An asymptotic-preserving numerical scheme for the 4-LMNC model

In this section, an asymptotic-preserving strategy is proposed to be able to simulate the 4-LMNC model in stiff regimes (small values of ε) with a reasonable computational cost. The scheme relies on a time splitting between the relaxation step (stiff, thus implicit) and the transport one (explicit). It is inspired by the standard asymptotic-preserving approach introduced by Jin [24, 34, 35].

Let us consider the following semi-discrete (in time) scheme

$$\begin{cases} h^* = h^n + \Delta t \Phi \tau(h^n, \varphi^n), \\ \varphi^* = \varphi^n + \frac{\Delta t}{\varepsilon} (\varphi^s(h^*) - \varphi^*), \\ D(v^{n+1}) = \frac{\Phi}{\zeta(\varphi^*)} + \frac{1}{\tau(h^n, \varphi^n)} \frac{\varphi^s(h^*) - \varphi^*}{\varepsilon} A(h^n, \varphi^n, \varphi^*), \\ h^{n+1} = h^* - \Delta t v^{n+1} D(h^*), \\ \varphi^{n+1} = \varphi^* - \Delta t v^{n+1} D(\varphi^*), \end{cases} \quad (32a)$$

where

$$A(h^n, \varphi^n, \varphi^*) = -\frac{1}{\zeta(\varphi^*)\zeta(\varphi^n)} \left[(\tilde{q}_g - \tilde{q}_\ell) \zeta(\varphi^n) - (b_g - b_\ell) \zeta(\varphi^*) \zeta(\varphi^n) + (h^n - \tilde{q}(\varphi^n)) \frac{\zeta(\varphi^*) - \zeta(\varphi^n)}{\varphi^* - \varphi^n} \right] \quad (32b)$$

is an approximation of $\partial_\varphi \tau$ and $D(\cdot)$ is any discretisation of $\partial_y(\cdot)$.

As for the previous scheme, since the second equation of (32a) can be stiff for small values of ε , the source term is discretised implicitly. Again, this does not induce longer computational costs, since the equation is linear in φ and can be solved explicitly. The CFL condition is thus only related to the transport equation on the enthalpy at speed v (two last equations of (32a)).

Assume that the discrete linear operator D satisfies the requirements

- for $f \in \mathbb{R}^N$ such that $f_i = \mathcal{O}(\varepsilon)$ for all i , then $D(f)_i = \mathcal{O}(\varepsilon)$;
- for $f \in \mathbb{R}^N$ such that $D(f)_i = \mathcal{O}(\varepsilon)$ for all i and $f_0 = 0$, then $f_i = \mathcal{O}(\varepsilon)$;
- $D(cst) = 0$.

Proposition 4.5. *Under the previous assumptions, Scheme (32) is weakly asymptotic-preserving in the mixture, in the sense that its numerical solution is an $\mathcal{O}(\varepsilon)$ -approximation of the numerical solution to the scheme*

$$\begin{cases} \bar{h}^* = \bar{h}^n + \Delta t \Phi \tau^s(\bar{h}^n), \\ D(\bar{v}^{n+1}) = \frac{\Phi}{\zeta^s}, \\ \bar{h}^{n+1} = \bar{h}^* - \Delta t \bar{v}^{n+1} D(\bar{h}^*), \end{cases}$$

in the mixture.

Proof. Let us denote $\delta_1 = h - \bar{h}$, $\delta_2 = \varphi - \varphi^s(\bar{h})$, $\delta_3 = v - \bar{v}$ and $\bar{\Delta} = \varphi^s(h) - \varphi^s(\bar{h})$. First, we have

$$\delta_1^* = h^n - \bar{h}^n + \Phi \Delta t \left(\tau(h^n, \varphi^n) - \tau^s(\bar{h}^n) \right) = \delta_1^n + \Phi \Delta t (\delta_1^n \mathcal{C}_1 + \delta_2^n \mathcal{C}_2), \quad (33)$$

where we used a Taylor expansion of τ (which is a \mathcal{C}^1 function with respect to h and φ), and the constants \mathcal{C}_1 and \mathcal{C}_2 are given by

$$\begin{aligned} \mathcal{C}_1 &= \int_0^1 \frac{\partial \tau}{\partial h} \left(\bar{h}^n + \sigma(h^n - \bar{h}^n), \varphi^s(\bar{h}^n) + \sigma(\varphi^n - \varphi^s(\bar{h}^n)) \right) d\sigma, \\ \mathcal{C}_2 &= \int_0^1 \frac{\partial \tau}{\partial \varphi} \left(\bar{h}^n + \sigma(h^n - \bar{h}^n), \varphi^s(\bar{h}^n) + \sigma(\varphi^n - \varphi^s(\bar{h}^n)) \right) d\sigma. \end{aligned}$$

Then,

$$\begin{aligned} \delta_2^* &= \varphi^* - \varphi^s(\bar{h}^*) = \varphi^* - \varphi^n + \varphi^n - \varphi^s(\bar{h}^n) + \varphi^s(\bar{h}^n) - \varphi^s(\bar{h}^*) \\ &= \frac{\Delta t}{\varepsilon} \underbrace{(\varphi^s(h^*) - \varphi^*)}_{= \varphi^s(h^*) - \varphi^s(\bar{h}^*) - \delta_2^*} + \delta_2^n + \varphi^s(\bar{h}^n) - \varphi^s(\bar{h}^*), \end{aligned}$$

due to the first equation of (32a). Hence

$$\delta_2^* = \frac{\Delta t}{\varepsilon + \Delta t} \bar{\Delta}^* + \frac{\varepsilon}{\varepsilon + \Delta t} \left(\delta_2^n + \varphi^s(\bar{h}^n) - \varphi^s(\bar{h}^*) \right). \quad (34)$$

Moreover, we have from the first equation of (32a)

$$\frac{\varphi^* - \varphi^n}{\Delta t} = \frac{\varphi^* - \varphi^n}{h^* - h^n} \frac{h^* - h^n}{\Delta t} = \frac{\varphi^* - \varphi^n}{h^* - h^n} \Phi \tau(h^n, \varphi^n).$$

Hence, using the second equation of (32a)

$$\frac{1}{\tau(h^n, \varphi^n)} \frac{\varphi^s(h^*) - \varphi^*}{\varepsilon} = \Phi \frac{\varphi^* - \varphi^n}{h^* - h^n}.$$

Notice that $\tilde{q}_g - \tilde{q}_l = \frac{\tilde{q}(\varphi^*) - \tilde{q}(\varphi^n)}{\varphi^* - \varphi^n}$ and $b_g - b_l = \frac{b(\varphi^*) - b(\varphi^n)}{\varphi^* - \varphi^n}$. Therefore thanks to Equation (32b)

$$\begin{aligned} & \frac{A(h^n, \varphi^n, \varphi^*)}{\tau(h^n, \varphi^n)} \frac{\varphi^s(h^*) - \varphi^*}{\varepsilon} \\ &= - \frac{\Phi}{h^* - h^n} \frac{(\tilde{q}(\varphi^*) - \tilde{q}(\varphi^n))\zeta(\varphi^n) - (b(\varphi^*) - b(\varphi^n))\zeta(\varphi^*)\zeta(\varphi^n) + (h^n - \tilde{q}(\varphi^n))(\zeta(\varphi^*) - \zeta(\varphi^n))}{\zeta(\varphi^*)\zeta(\varphi^n)} \\ &= \Phi \frac{1}{h^* - h^n} \left[\frac{h^n - \tilde{q}(\varphi^*)}{\zeta(\varphi^*)} + b(\varphi^*) - \frac{h^n - \tilde{q}(\varphi^n)}{\zeta(\varphi^n)} - b(\varphi^n) \right] = \Phi \frac{\tau(h^n, \varphi^*) - \tau(h^n, \varphi^n)}{h^* - h^n} \end{aligned}$$

and the third equation of (32a) becomes together with previous equalities

$$D(v^{n+1}) = \Phi \frac{\tau(h^*, \varphi^*) - \tau(h^n, \varphi^n)}{h^* - h^n}.$$

Applying a Taylor expansion to the function τ with respect to φ , we obtain

$$\tau(h^*, \varphi^*) = \underbrace{\tau(h^*, \varphi^s(h^*))}_{=\tau^s(h^*)} + \underbrace{(\varphi^* - \varphi^s(h^*))}_{=\delta_2^* - \bar{\Delta}^*} \mathcal{C}_3, \quad \tau(h^n, \varphi^n) = \underbrace{\tau(h^n, \varphi^s(h^n))}_{=\tau^s(h^n)} + \underbrace{(\varphi^n - \varphi^s(h^n))}_{=\delta_2^n - \bar{\Delta}^n} \mathcal{C}_4,$$

where

$$\mathcal{C}_3 = \int_0^1 \frac{d\tau}{d\varphi}(h^*, \varphi^s(h^*) + \sigma(\varphi^* - \varphi^s(h^*))) d\sigma, \quad \mathcal{C}_4 = \int_0^1 \frac{d\tau}{d\varphi}(h^n, \varphi^s(h^n) + \sigma(\varphi^n - \varphi^s(h^n))) d\sigma.$$

Hence

$$D(v^{n+1}) = \Phi \frac{\tau^s(h^*) - \tau^s(h^n)}{h^* - h^n} + \frac{\Phi}{h^* - h^n} \left[(\delta_2^* - \bar{\Delta}^*) \mathcal{C}_3 - (\delta_2^n - \bar{\Delta}^n) \mathcal{C}_4 \right].$$

Recalling that $\tau^s(h) = (h - q^s)/\zeta^s$ and $D(\bar{v}^{n+1}) = \Phi/\zeta^s$, we finally obtain

$$D(\delta_3^{n+1}) = \frac{(\delta_2^* - \bar{\Delta}^*) \mathcal{C}_3 - (\delta_2^n - \bar{\Delta}^n) \mathcal{C}_4}{\Delta t \tau(h^n, \varphi^n)}, \quad (35)$$

where we used the first equation of (32a).

Then, the second part of the splitting is computed as

$$\delta_1^{n+1} = h^{n+1} - \bar{h}^{n+1} = h^* - \bar{h}^* - \Delta t v^{n+1} D(h^*) + \Delta t \bar{v}^{n+1} D(\bar{h}^*) = \delta_1^* - \Delta t \left[v^{n+1} D(\delta_1^*) + \delta_3^{n+1} D(\bar{h}^*) \right]. \quad (36)$$

Likewise, in the mixture, we have that

$$\begin{aligned} \delta_2^{n+1} &= \varphi^{n+1} - \varphi^{\text{sat}}(\bar{h}^{n+1}) = \varphi^* - \varphi^{\text{sat}}(\bar{h}^*) - \Delta t v^{n+1} D(\varphi^*) + \Delta t \bar{v}^{n+1} \frac{D(\bar{h}^*)}{h_g^{\text{sat}} - h_l^{\text{sat}}} \\ &= \delta_2^* - \Delta t \left[\delta_3^{n+1} D(\varphi^*) + \bar{v}^{n+1} D(\delta_2^*) \right], \end{aligned} \quad (37)$$

since $\frac{D(\bar{h}^*)}{h_{\text{sat}}^{\text{sat}} - h_{\text{v}}^{\text{sat}}} = D(\varphi^{\text{sat}}(h^*))$ due to the properties of the operator D .

We can now conclude the proof. Let us assume that $\delta_1^n = \mathcal{O}(\varepsilon)$ and $\delta_2^n = \mathcal{O}(\varepsilon)$. Then

- Equation (33) shows that $\delta_1^* = \mathcal{O}(\varepsilon)$.
- Observe that for any h_1, h_2 such that $h_1 - h_2 = \mathcal{O}(\varepsilon)$, we have $\varphi^s(h_1) - \varphi^s(h_2) = \mathcal{O}(\varepsilon)$ for ε small enough. It thus follows that $\delta_1^* = \mathcal{O}(\varepsilon)$ implies that $\bar{\Delta}^* = \mathcal{O}(\varepsilon)$.
- Equation (34) coupled to the previous points and the fact that φ^s is bounded in $[0, 1]$ imply that $\delta_2^* = \mathcal{O}(\varepsilon)$.
- From (35), we have that $D(\delta_3^{n+1}) = \mathcal{O}(\varepsilon)$ and thus $\delta_3^n = \mathcal{O}(\varepsilon)$ since $v_0 = \bar{v}_0 = v_e$.
- The previous points and (36) induce that $\delta_1^{n+1} = \mathcal{O}(\varepsilon)$.
- Finally (37) leads to $\delta_2^{n+1} = \mathcal{O}(\varepsilon)$.

□

4.5. Numerical simulations in both the non-instantaneous and instantaneous regimes

4.5.1. Asymptotic-preserving behaviour of the scheme

In this section, we illustrate numerically the good behaviour of the numerical scheme (32). Let us set the discretisation parameter $\Delta y = 2.1 \times 10^{-2}$. The CFL condition is equal to 0.99. Since the velocity remains less than 10 in this test case, the time step Δt is always greater than 2.1×10^{-3} , independently of the value of ε .

Let us define the following three constants:

$$h_{\star} = 1.01 h_{\text{v}}^{\text{sat}} = 1.612 \times 10^6 \text{ J} \cdot \text{K}^{-1}, \quad v_{\star} = 1 \text{ m} \cdot \text{s}^{-1}, \quad \varphi_{\star} = \varphi^s(h_{\star}).$$

The boundary conditions are of course equal for the 3-LMNC and 4-LMNC models

- $h_{e,3}(t) = h_{e,4}(t) = h_{\star}$,
- $v_{e,3}(t) = v_{e,4}(t) = v_{\star}$,
- $\varphi_{e,4}(t) = \varphi_{\star}$.

In order to assess the asymptotic-preserving behaviour of the scheme, we choose different initial conditions for the two systems

- $h_3^0(y) = h_{\star}$,
- $h_4^0(y) = (1 + y/10)h_{\star}$, $\varphi_4^0(y) = \varphi^s(h_4^0(y))/2$.

Let us emphasise that for the 4-LMNC model, we also choose “ill-prepared” initial conditions (in the sense that $\varphi_4^0 \neq \varphi^s(h_4^0)$). The power density is set constant in space and time and equal to $\Phi = 170 \times 10^6 \text{ W} \cdot \text{m}^{-3}$. With these parameters, the domain $[0; L]$ with $L = 4.2 \text{ m}$ is initially filled with a mixture in both cases.

We compare the solutions computed with the 4-LMNC and the 3-LMNC models for different values of the relaxation parameter ε , from 10^{-2} to 10^{-7} . Figure 4 displays the L^2 norm of the relative error between these solutions in semi-log-y scale for $t \in [0 \text{ s}; 2.5 \text{ s}]$ for the enthalpy h (left), the mass fraction φ (center) and the velocity v (right). We see that the scheme has actually the behaviour of a relaxed asymptotic-preserving scheme, meaning that even if the initial conditions are not the same between the two models, after some time the solution of the 4-LMNC model converges to the solution of the 3-LMNC model up to an error of order ε .

Figure 5 displays the error calculated at time $t = 2.5 \text{ s}$ for the enthalpy h , the mass fraction φ and the velocity v as a function of ε in loglog-scale. We see that the scheme is at order 1 in ε for all variables.

4.5.2. Spatial coupling of the two regimes

In this section, we investigate the spatial coupling of non-instantaneous and the instantaneous regimes, and compare qualitatively the results with a classic compressible test case (coupling spatially HRM and HEM models). To this end, we chose a similar physical setting as in [4]. More precisely, we set $L = 80 \text{ m}$, which represents a part of the coolant circuit containing the core on the left half of the domain. The power density is thus located in the region $18 \text{ m} \leq y \leq 23 \text{ m}$, and is set in this region to the constant value $\Phi = 75 \times 10^6 \text{ W} \cdot \text{m}^{-3}$.

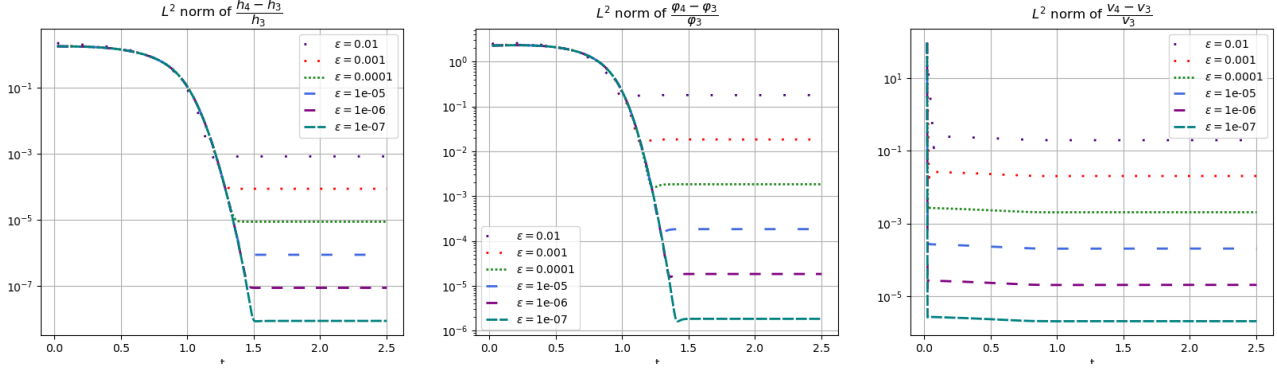
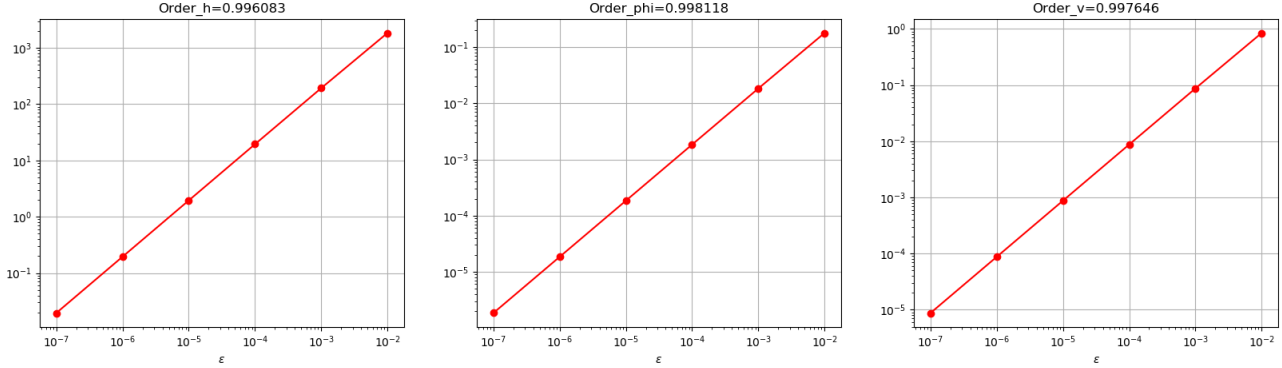


FIGURE 4. Asymptotic-preserving behaviour of the scheme

FIGURE 5. Convergence in ε of the asymptotic-preserving scheme

The computation is done on a coarse grid, and the discretisation parameter is $\Delta y = 0.4$. The CFL condition is equal to 0.99, and in this test case, the time step Δt is always greater than 0.03.

Concerning the thermodynamical parameters, it is well-known that the values computed in [39] or [40] are not adapted to PWR simulations. In [17], we showed the drawbacks related to these values for the pressure of interest $p_* = 155$ bar (compared to experimental values [41]), and we introduced a new strategy to compute an incomplete EoS which is exact at saturation and rich enough to close the 3-LMNC model. Here another complete set of parameters is computed by fitting to experimental data around a reference point adapted to PWR simulations. First, we take h_{κ}^{sat} , $\tau_{\kappa}^{\text{sat}}$ and T^{sat} from NIST experimental values at $p = p_*$: $T^{\text{sat}} = 617.939$ K and

$$\begin{aligned} \tau_{\ell}^{\text{sat}} &= 1.68243 \times 10^{-3} \text{ m}^3 \cdot \text{kg}^{-1} & \tau_{g}^{\text{sat}} &= 9.81065 \times 10^{-3} \text{ m}^3 \cdot \text{kg}^{-1} \\ h_{\ell}^{\text{sat}} &= 1.629 \times 10^6 \text{ J} \cdot \text{K}^{-1} & h_{g}^{\text{sat}} &= 2.596 \times 10^6 \text{ J} \cdot \text{K}^{-1}. \end{aligned}$$

Then, we choose to set $b_{\kappa} = 0$ and $c_{p,\kappa}$ to the values of [39]:

$$c_{p,\ell} = 4.268 \times 10^3 \text{ J} \cdot \text{K}^{-1} \cdot \text{kg}^{-1} \quad c_{p,g} = 1.4874 \times 10^3 \text{ J} \cdot \text{K}^{-1} \cdot \text{kg}^{-1}.$$

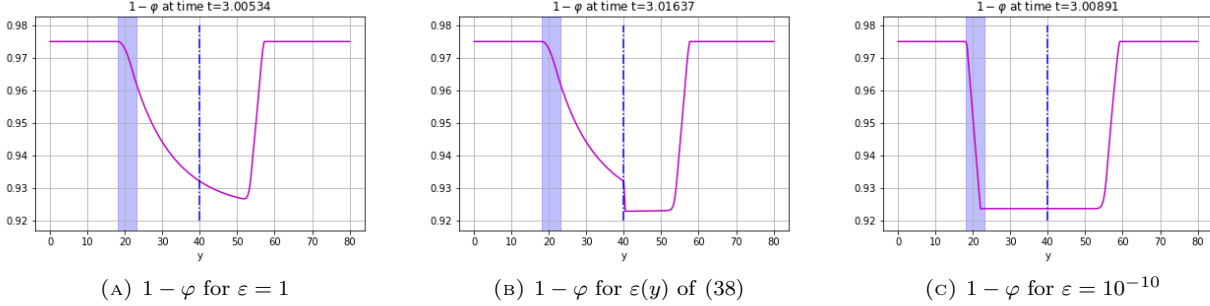


FIGURE 6. Liquid mass fraction at final time for different values of ε (in blue the area where $\Phi \neq 0$; the dashed line corresponds to the discontinuity of ε)

Finally, according to (8), we set $\zeta_\kappa = c_{p,\kappa} \frac{T^{\text{sat}}}{\tau_\kappa^{\text{sat}} - b_\kappa}$ and $\tilde{q}_\kappa = h_\kappa^{\text{sat}} - \zeta_\kappa (\tau_\kappa^{\text{sat}} - b_\kappa)$:

$$\begin{aligned} \zeta_l &= 1.567 \times 10^9 \text{ Pa} & \zeta_g &= 9.369 \times 10^7 \text{ Pa} \\ \tilde{q}_l &= -1.008 \times 10^6 \text{ J} \cdot \text{K}^{-1} & \tilde{q}_g &= 1.677 \times 10^6 \text{ J} \cdot \text{K}^{-1}. \end{aligned}$$

The boundary conditions are given by

- $h_e(t) = 1.653 \times 10^6 \text{ J} \cdot \text{K}^{-1}$,
- $v_e(t) = 10 \text{ m} \cdot \text{s}^{-1}$,
- $\varphi_e(t) = 0.025$.

The initial conditions are set equal to the boundary conditions.

In order to mimic the resolution of HEM and HRM models on either side of a coupling interface, we set the relaxation time ε as

$$\varepsilon(y) = \begin{cases} 1 & \text{if } y < 40 \text{ m,} \\ 10^{-10} & \text{if } y > 40 \text{ m.} \end{cases} \quad (38)$$

On Figure 6, we plot the liquid mass fraction $1 - \varphi$ at time $t = 3 \text{ s}$, as well as the one for $\varepsilon = 1$ in the whole domain and the one for $\varepsilon = 10^{-10}$ in the whole domain. The asymptotic-preserving scheme handles perfectly the coupling, without having to determine artificial boundary conditions on the coupling interface. Moreover, we can observe the influence of the mass transfer relaxation time when $\varepsilon = 1$. Of course, comparisons with compressible test cases are limited to low Mach number regimes, where no shock waves appear.

5. CONCLUSION

In this paper, we derived the low Mach number approximation of a 4-equation HRM system, with equality of velocities, pressures and temperatures between phases. This model takes into account a relaxation term allowing the exchange of mass between phases through a given characteristic time. In order to describe properly the thermodynamics of the fluid, we derived an equation of state for the model, and compared it with the one at saturation (used in the 3-LMNC model). One particularly important feature of this equation of state is the fact that it is not defined piecewise, avoiding discontinuities which may lead to large numerical errors due the approximation of the physical parameters.

For the 4-LMNC model, we were able to prove some results on the analytical steady-state solution, as well as positivity properties on the unknowns and the relaxation term. A well-balanced scheme has been designed, which preserves the properties of a steady-state solution for any value of the relaxation parameter (thus being possibly far from the explicit steady-state solution of the 3-LMNC model). This allows in particular to be

extremely accurate on the flux conservation, as well as on the slope of the enthalpy. A similar scheme is also given in Appendix for the 3-LMNC model. This work could be a preliminary study to more realistic 2D/3D computations, taking into account the coupling with a simplified neutronics model, as it in [18,19].

Finally, we studied the formal convergence of the 4-LMNC model towards the 3-LMNC one, when the relaxation parameter ε tends to zero. An asymptotic-preserving scheme has also been derived, for which we proved and observed numerically that it provides, after some time iterations, a numerical solution close to the one of the 3-LMNC model up to an error of order ε . This scheme can be particularly useful for the coupling of spatial regions where the unrelaxed 4-equation model is needed with spatial regions where the 3-equation HEM model may be used (instantaneous relaxation of the chemical potentials).

A natural extension of this paper will be to investigate the low Mach number models that can be obtained from the hierarchy of models mentioned in the introduction, with possible disequilibria in pressures, temperatures, chemical potentials and velocity. This shall be the topic of further works.

APPENDIX A. A WELL-BALANCED NUMERICAL SCHEME FOR THE 3-LMNC MODEL

A 1D numerical scheme for System (28) has been developed in [8]. The scheme, based on the method of characteristics, is at order 2 in space but it is not well balanced: the numerical steady solution does not satisfy $v = D_e \tau^s(h)$ at the discrete level. In this appendix we present a new 1D numerical scheme for the 3-LMNC model which is well-balanced, based on the same approach as the well-balanced scheme introduced in Section 3.3 for the 4-LMNC model.

Let us consider the numerical scheme

$$\begin{cases} h_i^{n+1} = h_i^n - \frac{\Delta t}{\Delta y} v_i^n (h_i^n - h_{i-1}^n) + \Phi_i^n \Delta t \tau^s(h_i^n), & (39a) \\ v_i^{n+1} = v_{i-1}^{n+1} + \Phi_i^{n+1} \times \begin{cases} \frac{y_l^* - y_{i-1}}{\zeta_l} + \frac{y_i - y_l^*}{\zeta^{\text{sat}}} & \text{if } h_{i-1}^{n+1} \leq h_l^{\text{sat}} \leq h_i^{n+1}, \\ \frac{y_g^* - y_{i-1}}{\zeta^{\text{sat}}} + \frac{y_i - y_g^*}{\zeta_g} & \text{if } h_{i-1}^{n+1} \leq h_g^{\text{sat}} \leq h_i^{n+1}, \\ \frac{\Delta y}{\zeta^s(h_i^{n+1})} & \text{otherwise,} \end{cases} & (39b) \end{cases}$$

where $\tau^s(h)$, $\zeta^s(h)$ and $q^s(h)$ are defined in Section 4.2 and

$$y_l^* \stackrel{\text{def}}{=} \frac{h_l^{\text{sat}} - h_i^n}{h_i^n - h_{i-1}^n} \Delta y + y_i, \quad y_g^* \stackrel{\text{def}}{=} \frac{h_g^{\text{sat}} - h_i^n}{h_i^n - h_{i-1}^n} \Delta y + y_i.$$

Proposition A.1. *Scheme (39) is at order 1 (in space and time) and well-balanced in the sense that it preserves the numerical steady state satisfying for any $0 \leq i \leq N$*

$$\frac{v_i}{\tau^s(h_i)} = \frac{v_0}{\tau^s(h_0)} = D_e, \quad (40)$$

$$\frac{h_i - h_{i-1}}{\Delta y} = \frac{\Phi_i}{D_e}, \quad (41)$$

which is consistent with the properties of the continuous steady state given in [8]. More precisely, if for any i , $(v_i^{n+1}, h_i^{n+1}) = (v_i^n, h_i^n)$, then $(v_i^n, h_i^n)_i$ satisfies (40)-(41).

Proof. Assume that the scheme converges in large time, so that $(v_i^{n+1}, h_i^{n+1}) = (v_i^n, h_i^n)$ and let us thus drop the time indices. Thus (39a) becomes:

$$v_i(h_i - h_{i-1}) = \tau^s(h_i) \Delta y \Phi_i, \quad (42)$$

and (39b) remains unchanged. In order to prove that the scheme is well-balanced, we have to recover at the discrete level the fact that $v/\tau = D_e$ and $\partial_y h = \Phi/D_e$, that is

$$\frac{v_i}{\tau^s(h_i)} = \frac{v_0}{\tau^s(h_0)} = D_e, \quad \frac{h_i - h_{i-1}}{\Delta y} = \frac{\Phi_i}{D_e}.$$

We first observe that,

- if $h_{i-1} \leq h_\ell^{\text{sat}} \leq h_i$, by using the definition of y_ℓ^* , we have

$$\begin{aligned} \frac{y_\ell^* - y_{i-1}}{\zeta_\ell} + \frac{y_i - y_\ell^*}{\zeta^{\text{sat}}} &= \frac{\Delta y}{h_i - h_{i-1}} \left[\frac{h_\ell^{\text{sat}} - h_{i-1}}{\zeta_\ell} + \frac{h_i - h_\ell^{\text{sat}}}{\zeta^{\text{sat}}} \right] \\ &= \frac{\Delta y}{h_i - h_{i-1}} \left[\frac{h_\ell^{\text{sat}} - \tilde{q}_\ell + \zeta_\ell b_\ell + \tilde{q}_\ell - \zeta_\ell b_\ell - h_{i-1}}{\zeta_\ell} + \frac{h_i - \tilde{q}^{\text{sat}} + \tilde{q}^{\text{sat}} - h_\ell^{\text{sat}}}{\zeta^{\text{sat}}} \right] \\ &= \frac{\Delta y}{h_i - h_{i-1}} [\tau_\ell^{\text{sat}} - \tau^s(h_{i-1}) + \tau^s(h_i) - \tau_\ell^{\text{sat}}] = \frac{\Delta y}{h_i - h_{i-1}} [\tau^s(h_i) - \tau^s(h_{i-1})]; \end{aligned}$$

- if $h_{i-1} \leq h_g^{\text{sat}} \leq h_i$, by using the definition of y_g^* , we have

$$\begin{aligned} \frac{y_g^* - y_{i-1}}{\zeta^{\text{sat}}} + \frac{y_i - y_g^*}{\zeta_g} &= \frac{\Delta y}{h_i - h_{i-1}} \left[\frac{h_g^{\text{sat}} - h_{i-1}}{\zeta^{\text{sat}}} + \frac{h_i - h_g^{\text{sat}}}{\zeta_g} \right] \\ &= \frac{\Delta y}{h_i - h_{i-1}} \left[\frac{h_g^{\text{sat}} - q^{\text{sat}} + q^{\text{sat}} - h_{i-1}}{\zeta^{\text{sat}}} + \frac{h_i - \tilde{q}_g + b_g + \tilde{q}_g - b_g - h_g^{\text{sat}}}{\zeta_g} \right] \\ &= \frac{\Delta y}{h_i - h_{i-1}} [\tau_g^{\text{sat}} - \tau^s(h_{i-1}) + \tau^s(h_i) - \tau_g^{\text{sat}}] = \frac{\Delta y}{h_i - h_{i-1}} [\tau^s(h_i) - \tau^s(h_{i-1})]; \end{aligned}$$

- otherwise, h_i and h_{i-1} are in the same phase, thus $\zeta^s(h_i) = \zeta^s(h_{i-1})$, so that

$$\frac{\Delta y}{\zeta^s(h_i)} = \frac{\Delta y}{\zeta^s(h_i) [\tau^s(h_i) - \tau^s(h_{i-1})]} [\tau^s(h_i) - \tau^s(h_{i-1})] = \frac{\Delta y}{h_i - h_{i-1}} [\tau^s(h_i) - \tau^s(h_{i-1})].$$

We can conclude that, in any case, equation (39b) is equivalent to

$$v_i - v_{i-1} = \Phi_i \frac{\Delta y}{h_i - h_{i-1}} [\tau^s(h_i) - \tau^s(h_{i-1})]. \quad (43)$$

We can thus prove the two well-balanced properties. We first compute

$$\frac{v_i - v_{i-1}}{\tau^s(h_i) - \tau^s(h_{i-1})} \stackrel{(43)}{=} \Phi_i \frac{\Delta y}{h_i - h_{i-1}} \stackrel{(42)}{=} \frac{v_i}{\tau^s(h_i)} \frac{h_i - h_{i-1}}{h_i - h_{i-1}} = \frac{v_i}{\tau^s(h_i)}$$

which implies (40). Further,

$$\frac{h_i - h_{i-1}}{\Delta y} \stackrel{(42)}{=} \Phi_i \frac{\tau^s(h_i)}{v_i} \stackrel{(40)}{=} \frac{\Phi_i}{D_e},$$

which completes the proof. \square

REFERENCES

- [1] G. Allaire, S. Clerc, and S. Kokh. A five-equation model for the simulation of interfaces between compressible fluids. *Journal of Computational Physics*, 181(2):577–616, 2002.
- [2] A.S. Almgren, J.B. Bell, C.A. Rendleman, and M. Zingale. Low Mach number modeling of type Ia supernovae. I. hydrodynamics. *Astrophys. J.*, 637(2):922, 2006.
- [3] A.S. Almgren, J.B. Bell, C.A. Rendleman, and M. Zingale. Low Mach number modeling of type Ia supernovae. II. energy evolution. *Astrophys. J.*, 649(2):927, 2006.
- [4] A. Ambroso, J.-M. Hérard, and O. Hurisse. A method to couple HEM and HRM two-phase flow models. *Computers and Fluids*, 38:738–756, 2009.
- [5] T. Barberon and P. Helluy. Finite volume simulations of cavitating flows. In *Finite volumes for complex applications, III (Porquerolles, 2002)*, pages 441–448 (electronic). Lab. Anal. Topol. Probab. CNRS, Marseille, 2002.
- [6] T. Barberon and P. Helluy. Finite volume simulation of cavitating flows. *Computers and Fluids*, 34(7):832–858, 2005.
- [7] K. H. Bendiksen, D. Maines, R. Moe, and S. Nuland. The dynamic two-fluid model OLGA: Theory and application. *SPE production engineering*, 6(02):171–180, 1991.
- [8] M. Bernard, S. Dellacherie, G. Faccanoni, B. Grec, and Y. Penel. Study of a low mach nuclear core model for two-phase flows with phase transition I: stiffened gas law. *ESAIM: Mathematical Modelling and Numerical Analysis*, 48:1639–1679, 2014.
- [9] R. A. Berry, J. W. Peterson, H. Zhang, R. C. Martineau, H. Zhao, L. Zou, D. Andrs, and J. Hansel. Relap-7 theory manual. Technical report, Idaho National Lab.(INL), Idaho Falls, ID (United States), 2018.
- [10] T. Berstad, C. Dørum, J. P. Jakobsen, S. Kragset, H. Li, H. Lund, A. Morin, S. T. Munkejord, M. J. Mølnvik, H. O. Nordhagen, and E. Østbya. CO₂ pipeline integrity: A new evaluation methodology. *Energy Procedia*, 4:3000–3007, 2011.
- [11] D. Bestion. The physical closure laws in the CATHARE code. *Nucl. Eng. Des.*, 124(3):229–245, 1990.
- [12] Z. Bilicki and J. Kestin. Physical aspects of the relaxation model in two-phase flow. *Proceedings of the Royal Society of London. A. Mathematical and Physical Sciences*, 428(1875):379–397, 1990.
- [13] H. B. Callen. *Thermodynamics and an Introduction to Thermostatistics*. John Wiley & sons, second edition, 1985.
- [14] M. de Lorenzo. *Modelling and numerical simulation of metastable two-phase flows*. Phd thesis, Université Paris-Saclay, 2018.
- [15] M. de Lorenzo, Ph. Lafon, M. Di Matteo, M. Pelanti, J.-M. Seynhaeve, and Y. Bartosiewicz. Homogeneous two-phase flow models and accurate steam-water table look-up method for fast transient simulations. *International Journal of Multiphase Flow*, 95:199 – 219, 2017.
- [16] S. Dellacherie. On a low Mach nuclear core model. *ESAIM Proc.*, 35:79–106, 2012.
- [17] S. Dellacherie, G. Faccanoni, B. Grec, and Y. Penel. Accurate steam-water equation of state for two-phase flow LMNC model with phase transition. *Applied Mathematical Modelling*, 65:207–233, 2019.
- [18] S. Dellacherie, E. Jamelot, and O. Lafitte. A simple monodimensional model coupling an enthalpy transport equation and a neutron diffusion equation. *Applied Mathematics Letters*, 62:35 – 41, 2016.
- [19] S. Dellacherie, E. Jamelot, O. Lafitte, and R. Mouhamad. Numerical results for the coupling of a simple neutronics diffusion model and a simple hydrodynamics low mach number model. In IEEE, editor, *SYNASC*, 2016.
- [20] P. Downar-Zapolski, Z. Bilicki, L. Bolle, and J. Franco. The non-equilibrium relaxation model for one-dimensional flashing liquid flow. *International journal of multiphase flow*, 22(3):473–483, 1996.
- [21] P. Embid. Well-posedness of the nonlinear equations for zero Mach number combustion. *Comm. Partial Differential Equations*, 12(11):1227–1283, 1987.
- [22] G. Faccanoni. *Étude d'un modèle fin de changement de phase liquide-vapeur. Contribution à l'étude de la crise d'ébullition*. PhD thesis, École Polytechnique, France, November 2008.
- [23] E. Faucher, J.-M. Herard, M. Barret, and Ch. Toulemonde. Computation of flashing flows in variable cross-section ducts. *International Journal of Computational Fluid Dynamics*, 13(4):365–391, 2000.
- [24] F. Filbet and S. Jin. A class of asymptotic-preserving schemes for kinetic equations and related problems with stiff sources. *J. Comput. Phys.*, 229(20):7625–7648, 2010.
- [25] P. Fillion, A. Chanoine, S. Dellacherie, and A. Kumbaro. FLICA-OVAP: A new platform for core thermal-hydraulic studies. *Nucl. Eng. Des.*, 241(11):4348–4358, 2011.
- [26] T. Flåtten and H. Lund. Relaxation two-phase flow models and the subcharacteristic condition. *Mathematical Models and Methods in Applied Sciences*, 21(12):2379–2407, 2011.
- [27] J. Gale, I. Tiselj, and A. Horvat. Two-fluid model of the waha code for simulations of water hammer transients. *Multiphase Science and Technology*, 20(3-4), 2008.
- [28] J. M. Greenberg and A.-Y. LeRoux. A well-balanced scheme for the numerical processing of source terms in hyperbolic equations. *SIAM Journal on Numerical Analysis*, 33(1):1–16, 1996.
- [29] W. Greiner, L. Neise, and H. Stöcker. *Thermodynamics and statistical mechanics*. Springer, 1997.
- [30] L. Gurault and J.-M. Hérard. A two-fluid hyperbolic model in a porous medium. *ESAIM:Math. Model. Numer. Anal.*, 44:1319–1348, 2010.
- [31] P. Helluy and N. Seguin. Relaxation models of phase transition flows. *ESAIM: Mathematical Modelling and Numerical Analysis*, 40(02):331–352, 2006.

- [32] O. Hurisse. Application of an homogeneous model to simulate the heating of two-phase flows. *Int. J. Finite Vol.*, 11:1–37, 2014.
- [33] O. Hurisse and L. Quibel. A homogeneous model for compressible three-phase flows involving heat and mass transfer. *ESAIM: Proceedings and Surveys*, 66:84–108, 2019.
- [34] S. Jin. Runge-kutta methods for hyperbolic conservation laws with stiff relaxation terms. *Journal of Computational Physics*, 122(1):51–67, 1995.
- [35] S. Jin. Asymptotic preserving (AP) schemes for multiscale kinetic and hyperbolic equations: a review. *Riv. Math. Univ. Parma (N.S.)*, 3(2):177–216, 2012.
- [36] A.K. Kapila, R. Menikoff, J.B. Dzil, S.F. Son, and D.S. Stewart. Two-phase modelling of DDT in granular materials: reduced equations. *Phys. Fluids*, 13:3002–3024, 2001.
- [37] G. Le Coq, S. Aubry, J. Cahouet, P. Lequesne, G. Nicolas, and S. Pastorini. The “THYC” computer code. A finite volume approach for 3 dimensional two-phase flows in tube bundles. *Bulletin de la Direction des Etudes et Recherches, Serie A*, pages 61–76, 1989.
- [38] O. Le Métayer, J. Massoni, and R. Saurel. Elaborating equations of state of a liquid and its vapor for two-phase flow models. *Int. J. Therm. Sci.*, 43(3):265–276, 2004.
- [39] O. Le Métayer, J. Massoni, and R. Saurel. Modelling evaporation fronts with reactive Riemann solvers. *J. Comput. Phys.*, 205:567–610, 2005.
- [40] O. Le Métayer and R. Saurel. The Noble-Abel Stiffened-Gas equation of state. *Phys. Fluids*, 28:046102, 2016.
- [41] E. W. Lemmon, M. O. McLinden, and D. G. Friend. *Thermophysical Properties of Fluid Systems*. National Institute of Standards and Technology, Gaithersburg MD, 20899.
- [42] G. Linga and T. Flåtten. A hierarchy of non-equilibrium two-phase flow models. *ESAIM: Proceedings and Surveys*, 66:109–143, 2019.
- [43] H. Lund. A hierarchy of relaxation models for two-phase flow. *SIAM Journal on Applied Mathematics*, 72(6):1713–1741, 2012.
- [44] A. Majda and K.G. Lamb. *Simplified equations for low Mach number combustion with strong heat release*, volume 35 of *IMA Vol. Math. Appl.* Springer-Verlag, 1991. Dynamical issues in combustion theory.
- [45] J. P. Mañes, V. H. Sánchez Espinoza, S. Chiva Vicent, M. Böttcher, and R. Stieglitz. Validation of NEPTUNE-CFD two-phase flow models using experimental data. *Science and Technology of Nuclear Installations*, 2014, 2014.
- [46] H. Mathis. *Étude théorique et numérique des écoulements avec transition de phase*. PhD thesis, Université de Strasbourg, 2010.
- [47] H. Paillere, C. Viozat, A. Kumbaro, and I. Toumi. Comparison of low mach number models for natural convection problems. *Heat and Mass Transfer*, 36(6):567–573, Nov 2000.
- [48] L. Quibel. *Simulation d’écoulements diphasiques eau-vapeur en présence d’incondensables*. PhD thesis, Université de Strasbourg, 2020.
- [49] L. Quibel. *Simulation of water-vapor two-phase flows with non-condensable gas*. Theses, Université de Strasbourg, September 2020.
- [50] R. Saurel, F. Petitpas, and R. Abgrall. Modelling phase transition in metastable liquids: application to cavitating and flashing flows. *J. Fluid Mech.*, 607:313–350, 2008.
- [51] J.W. Spore et al. TRAC-M/FORTRAN 90 Theory Manual. Los Alamos National Laboratory, Los Alamos, NM. Technical report, NUREG/CR-6724, 2001.
- [52] M.D. Thanh and A. Izani Md Ismail. A well-balanced scheme for a one-pressure model of two-phase flows. *Phys. Scr.*, 79:065401, 2009.