



HAL
open science

CO₂ capture from coalbed methane using membranes: a review

Na Zhang, Zhen Pan, Zhien Zhang, Wenxiang Zhang, Li Zhang, Francisco M Baena-Moreno, Eric Lichtfouse

► To cite this version:

Na Zhang, Zhen Pan, Zhien Zhang, Wenxiang Zhang, Li Zhang, et al.. CO₂ capture from coalbed methane using membranes: a review. *Environmental Chemistry Letters*, 2019, 18, pp.79 - 96. 10.1007/s10311-019-00919-4 . hal-03139539

HAL Id: hal-03139539

<https://hal.science/hal-03139539>

Submitted on 12 Feb 2021

HAL is a multi-disciplinary open access archive for the deposit and dissemination of scientific research documents, whether they are published or not. The documents may come from teaching and research institutions in France or abroad, or from public or private research centers.

L'archive ouverte pluridisciplinaire **HAL**, est destinée au dépôt et à la diffusion de documents scientifiques de niveau recherche, publiés ou non, émanant des établissements d'enseignement et de recherche français ou étrangers, des laboratoires publics ou privés.

CO₂ capture from coalbed methane using membranes: a review

Na Zhang¹ · Zhen Pan¹ · Zhien Zhang²  · Wenxiang Zhang³ · Li Zhang¹ · Francisco M. Baena-Moreno⁴ · Eric Lichtfouse⁵ 

Abstract

Coalbed methane is an abundant form of natural gas extracted from coal beds. Coalbed methane is viewed as a cleaner energy source versus petroleum and coal combustion because methane extraction, transport and use are more efficient and less polluting. However, coalbed methane contains high amounts of CO₂ that induce solidification during liquefaction. Therefore, CO₂ has to be reduced below 2% to meet the pipeline transportation standards. In addition, CO₂ capture would reduce the amount of gas emissions to the atmosphere, thus mitigating global warming. Here, we review membrane absorption, which is an advanced method for CO₂ capture from coalbed methane, by controlling the gas and liquid phases separately during the operation process. We compare CO₂ removal methods for various coalbed methane sources. Parameters influencing CO₂ removal by membrane absorption are discussed to conclude that CO₂ capture efficiency is improved by increasing the flow rate, temperature, and absorbent concentration, reducing the gas flow rate, and selecting a mixed absorbent. We also explain the principles, processes and applications of CO₂ membrane absorption.

Keywords Coalbed methane · CO₂ capture · Membrane · Absorption · Greenhouse effect

Introduction

Coalbed methane is a clean energy source, but accidental discharge into the atmosphere wastes resources, and induces serious climate warming, threatening the environment and human living conditions (Huang et al. 2018). With the increasing CO₂ emissions, the greenhouse effect

is increasing, and carbon dioxide capture has been recognized as a viable option to reduce carbon dioxide (Yan and Zhang 2019). Currently, the methods for CO₂ capture mainly include solvent absorption, adsorption, low-temperature distillation, synthetic hydrates, and membranes (Huang et al. 2018; Lv et al. 2012b).

With the changing energy economy in recent years, the consumption of naturally occurring gas has been increasing. Because petroleum and coal are rather exhaustible resources, a production peak is expected in the future. Thus, coalbed methane, which is a high-quality energy source, has been continuously produced (Li et al. 2018a, b). China is rich in coal resources and has the third largest coalbed methane reserve in the world after Russia and Canada (Li et al. 2018c; Su et al. 2018). The world's geological coalbed methane resources amount to approximately 2.68×10^{14} m³. Russia, the USA, China, Canada, and Australia account for 90 vol% of the world's total coalbed methane resources (China: 12 vol.%) (Liu et al. 2018c; Su et al. 2018).

The concentration of CH₄ in coalbed methane is about 97% (Mallick and Prabu 2017), and the energy released by combustion of 1 m³ CH₄ is 35.9 million J, which is equivalent to the combustion of 1.2 kg of standard coal (Hao et al. 2018). However, when directly discharged into air by

✉ Zhen Pan
zhenpan_fs@hotmail.com

✉ Zhien Zhang
zhang.4528@osu.edu

¹ College of Petroleum Engineering, Liaoning Shihua University, Fushun, China

² William G. Lowrie Department of Chemical and Biomolecular Engineering, The Ohio State University, Columbus, USA

³ Department of Civil and Environmental Engineering, Faculty of Science and Technology, University of Macau, Macau, China

⁴ Chemical and Environmental Engineering Department, Technical School of Engineering, University of Seville, Seville, Spain

⁵ Aix Marseille Univ, CNRS, IRD, INRA, Coll France, CEREGE, Aix-en-Provence, France

accident or negligence, CH₄ produces a huge greenhouse effect, which is approximately 21 times stronger than that of CO₂. Also the CH₄ destructive capacity of the ozone layer is approximately seven times higher than CO₂ (Daeho 2018; Warmuzinski 2008). Moreover, other problems are caused, such as increasing surface temperature, frequent climate variations, and aggravating greenhouse effects (Kim and Kim 2018; Lewis et al. 2011; Li et al. 2018a; Luis et al. 2012). Therefore, accidental coalbed methane emissions have caused widespread concern worldwide.

Figure 1a presents the coalbed methane productions of the world's major coalbed methane producers from 2006 to 2014, showing an increase in China. Figure 1b depicts the production and utilization of coalbed methane in China from 2011 to 2017 (Zheng and Zhao 2018). Although China's annual coalbed methane production is very high, the utilization rate is relatively low.

Since 2008, China's coalbed methane production has increased significantly to more than $2.832 \times 10^8 \text{ m}^3/\text{a}$ (a: annually, per year) (Moore 2012). The development of coalbed methane is essential for improving the safety of the domestic coal mine production, relieving the market gas supply pressure, and protecting the ecological environment (Qin and Ye 2015). The development of coalbed methane resources not only reduces the emissions of greenhouse gases and ensures an optimized energy exploitation, but also reduces natural disasters such as explosions and spontaneous combustions (Cheng et al. 2017; Fan et al. 2017). As a consequence, China has introduced several policies to promote the development of the coalbed methane industry within the National Thirteenth Five-Year Plan. The Chinese national energy administration has established a strategic goal to achieve a coalbed methane production of $2.40 \times 10^{10} \text{ m}^3$ in 2020 to accelerate the cultivation and development of the coalbed methane industry and to promote a clean energy production and consumption revolution (Kim et al. 2017; Li et al. 2018a; Sarhosis et al. 2016; Zhou et al. 2014).

Figure 2 shows the storage state of coalbed methane in the ground and its extraction and separation processes (Liu et al. 2018a). Significant progress has been made in the construction of pipelines for coalbed methane in China, with a capacity of more than 4300 km and 18 billion cubic meters per year (<https://www.in-en.com/article/html/energy-2258091.shtml>). However, the high amounts of CO₂ in the coalbed methane exploitation cause a solidification in subsequent liquefaction. This affects the natural gas treatment process and the quality of the natural gas. Therefore, a coalbed methane decarburization is necessary to reduce the CO₂ concentration to values below 2% to meet the pipeline transportation standard (Bhadra and Farooq 2011; Datta and Sen 2006; Xu et al. 2018).

CO₂ capture from other gas mixtures by hollow fiber membrane absorption, and other methods for methane decarburization methods have been reported (Chen and Cui 2012;

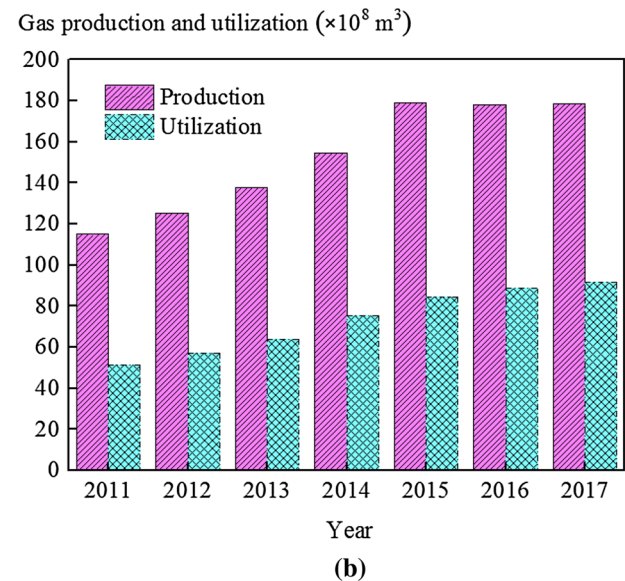
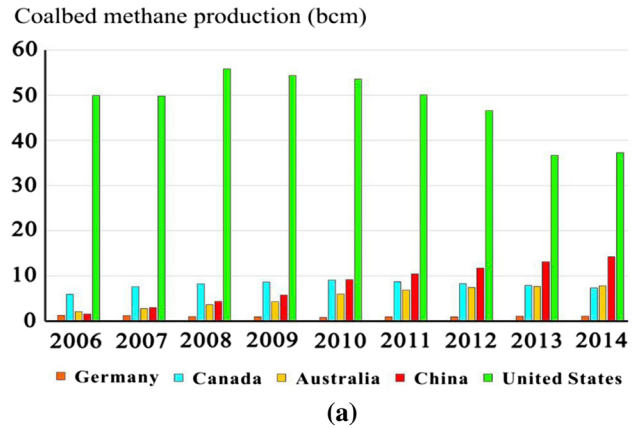


Fig. 1 **a** Gas production of the world's major coalbed methane-producing countries. The coalbed methane production in the USA far exceeds that of the other four countries, and the coalbed methane production in China exhibits an upward trend (bcm: billion cubic meters). Reproduced from Ju et al. (2019), with permission from Elsevier; **b** China's coalbed methane extraction and utilization from 2011 to 2017. With the continuous development and utilization of energy, the utilization of coalbed methane has shown an increasing trend

Fan et al. 2018; Fang et al. 2019; Lee et al. 2019; Li et al. 2019). However, to the best of our knowledge, coalbed methane decarburization by membrane absorption has been rarely reported. For instance, Yan et al. (2015b) studied the use of membrane absorption in flue gas decarburization. They mainly investigated the effect of the membrane structure and various influencing factors on the decarburization efficiency. Anand et al. (2002) investigated the decarburization process of biogas by membrane absorption. However, these studies have not focused on coalbed methane decarburization.

Here, we explore the feasibility of using hollow fiber membrane absorption to remove CO₂ from coalbed methane. We

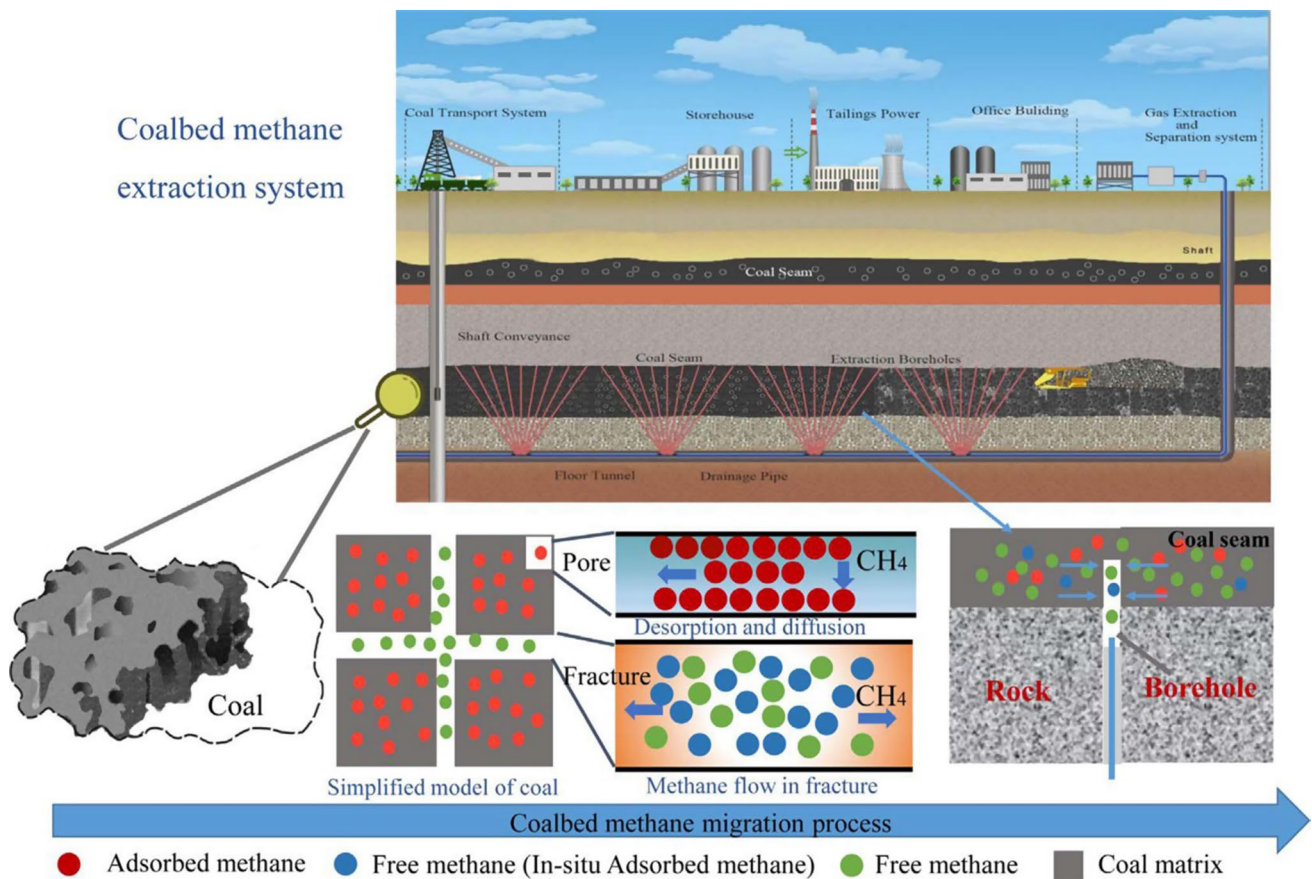


Fig. 2 Coalbed methane production. As the coal is mined, coalbed methane is separated from coal. Coalbed methane is used after pipeline transportation and decarburization. Reproduced from Liu et al. (2018a), with permission from Elsevier

present applications and methods for membrane absorption in decarburization systems. For example, a mathematical model is used to determine how the membrane absorption method changes the decarburization efficiency. This method improves decarburization and acid gas removal versus conventional methods (Zhang et al. 2014b). Then, the “[CO₂ capture technology for coalbed methane](#)” section compares methods for the capture of CO₂ from coalbed methane. In the “[CO₂ capture by membrane absorption](#)” section, the principles of the membrane absorption and the main factors controlling the capture of CO₂ are discussed. Furthermore, the application of membrane absorption to other gases is reported in “[Membrane absorption applied to other gases](#)” section.

CO₂ capture technology for coalbed methane

Currently, the methods for removing CO₂ from coalbed methane mainly include solvent absorption, adsorption, low-temperature distillation, synthetic hydrates, and membranes (Table 1). Solvent absorption is a gas separation

technology that separates the components with the highest solubilities from a mixture with a liquid absorbent (Chen and Wen 2015). Lei and Yao (2013) added different additives (piperazine, ethanolamine, and diethanolamine) to methyl diethanolamine to capture CO₂ from coalbed methane. The results show that the absorption performance of the methyl diethanolamine solution increases highly after the addition of the additives. However, the regeneration ability of the mixed solution decreases to a certain extent because the regeneration performance of the additives is lower than that of methyl diethanolamine. Furthermore, it was discovered that diethanolamine has a better absorption performance than methyl diethanolamine and a better regeneration performance than ethanolamine.

Wan (2014) simulated the decarburization process of coalbed methane with methyl diethanolamine in an absorption tower and analyzed the effect of the pristine and activated methyl diethanolamine concentration on the CO₂ capture efficiency of the system. The results show that the larger the mass fraction of the methyl diethanolamine solution, the stronger the decarburization efficiency. Zhang et al. (2019) modeled the decarburization of coalbed methane

with four amine solutions, i.e., diethanolamine, ethanolamine, triethanolamine, and 1-(2-hydroxyethyl) pyrrolidine. 1-(2-Hydroxyethyl) pyrrolidine induces a high decarburization efficiency even at low absorbent concentrations because it exhibits a high chemical reaction constant for CO₂. When the 1-(2-hydroxyethyl) pyrrolidine concentration increases from 0.4 to 0.9 M, its decarburization efficiency increases by 46.9%. Furthermore, Chen and Wen (2015) considered the corrosion and degradation of an amine solution in the coalbed methane decarburization process. The advantages of the solvent absorption method are the simple equipment, low energy consumption, low investment, and high purity of the products. The disadvantages are the slow absorption and regeneration of the solution.

Pressure swing adsorption is the selective adsorption of a separated gas mixture through adsorbents under different partial pressures (Ebner and Ritter 2009). Tao et al. (2019) used a pressure swing adsorption device to remove CO₂ from natural gas with a high CO₂ content. The decarburization efficiency reaches 66% for a CO₂ content of 30–50% and pressure of 7 bar. However, the purity of the final product CH₄ is insufficient to meet the general natural gas demand. Based on the experimental data of the pressure swing adsorption, they investigated the effects of the pressure with simulations. According to their results, the CH₄ purity can reach 98% when the pressure is reduced to 1 bar. Thus, the pressure is a critical factor for achieving the required separation performance. Engelhard used the Molecular Gate™ adsorption technology to decarbonize coalbed methane by compressing the feed pressure in a more traditional pressure swing adsorption mode (Ebner and Ritter 2009). Moreover, Daeho (2016) studied the coalbed methane decarburization through vacuum pressure swing adsorption. The advantages are the mature technology, simple equipment, low operating costs, and high methane recovery rate. However, it consumes much energy and strongly depends on the adsorbents.

Cryogenic distillation usually includes a mechanical method to liquefy the gas and exploits the difference in the gas boiling points to conduct the rectification. Thus, the different gas components can be separated and a high-purity gas is obtained (Chen 2017; Lv et al. 2013). Wang et al. (2014) used the cryogenic distillation technology to liquefy and separate components of coalbed methane at low temperatures and pressures simultaneously. For an increase in the methane concentration in the coalbed methane from 22 to 27%, the methane recovery rate increases slightly to approximately 98.7%. For an increase in the methane concentration from 27 to 45%, the methane recovery rate decreased slightly but was still above 98%. Moreover, Sun and Zhu (2009) designed a cryogenic liquefaction separation equipment for coalbed methane with a 50% air volume and a daily processing capacity of $5.67 \times 10^4 \text{ m}^3$. It simultaneously completes the liquefaction and separation processes

and exhibits a CH₄ recovery rate of 82.19%. At this stage, cryogenic rectification is a matured technology with a high product purity and CH₄ recovery rate. The drawbacks of the method are the high energy consumption, large investment, complex equipment, and unsuitability for low-concentration and small-scale coalbed methane fields.

Hydrate separation of CO₂ is a new carbon capture approach (Meng et al. 2018), which exploits the different pressures of the gas components in the mixture to form hydrates in a solution and achieve the separation (Liu et al. 2018b; Pan et al. 2018). The study demonstrates that the required pressures for the CH₄ and CO₂ hydrate formation are 2.65 MPa and 1.22 MPa under equal conditions, respectively (Wang et al. 2013). Therefore, the CO₂ separation from coalbed methane through this method can be achieved by controlling the temperature and pressure. Hence, gas components of CO₂ that easily form hydrates can be separated from the gas phase to purify the coalbed methane (Lv et al. 2013). In another work (Zhong et al. 2014), the CH₄ recovery rate reaches 46.1% at 283.4 K and 2.6 MPa. After the secondary hydration separation, the CH₄ volume fraction increases from 30 to 72%. The key of the coalbed methane hydrate separation technology is to determine the thermodynamic conditions for the separation of different components to improve the separation efficiency. The technology provides a high storage density, convenient transportation, simple process, and oxygen-free products. However, it requires a high operating pressure, constitutes a high safety risk, and exhibits high costs and a low methane recovery rate.

The membrane absorption method has attracted much attention owing to its large gas–liquid contact area, fast mass transfer rate, high operational flexibility, no liquid ubiquity and mist entrainment, and simple equipment (Anand et al. 2002). Compared with traditional separation methods, the membrane absorption method is efficient and requires low investments and maintenance costs for the coalbed methane treatment (Gabelman 1999; Kaldis et al. 2004; Medina-Gonzalez et al. 2012). Zeng et al. (2017) first studied the coalbed methane decarburization by combining pressure swing adsorption and the membrane separation technology. The results show that the CH₄ loss rate can be reduced by at least 61.5% with respect to the loss rates of the individual methods. Daeho (2018) used a hollow fiber membrane with a countercurrent flow structure to absorb CO₂ from coalbed methane. The selected coalbed methane composition in the simulations was 90% CH₄ and 10% CO₂. According to the results, increasing the effective length and number of fiber membranes and the gas pressure or decreasing the gas flow rate can improve the CH₄ recovery rate and purity. Moreover, Zhang et al. (2019) used a membrane contactor for coalbed methane decarburization by establishing a mathematical model. The results show that the decarburization efficiencies can be

increased by 30% and 46% for an increased liquid flow rate and absorbent concentration, respectively. The decarburization efficiency is significantly better than that of a single membrane contactor (maximal increase of 47%). However, the gas mixture only contained CO₂ and CH₄. Thus, other gas components should be investigated in future studies.

At present, the membrane absorption method is widely applied for natural gas purification because of the high CH₄ concentrations in gas streams. Tang et al. (2014) compared the effects of single methyl diethanolamine solutions and its blended solutions with diethylenetriamine or triethylenetetramine on the CO₂ absorption capacity during natural gas decarburization. They discovered that the CO₂ absorption capacity is enhanced when diethylenetriamine or triethylenetetramine is added. Faiz and Almarzouqi (2010) used hollow fiber membrane contactors to capture CO₂ from natural gas at high pressures up to 50 bar with physical and chemical absorbents. In addition, Kang et al. (2017) investigated CO₂ capture from natural gas containing 70% CO₂. According to the results, the CO₂ capture efficiency increases from 33.3 to 91.3% when the pressure is increased from 1 to 60 bar. In this study, the capture of high CO₂ concentrations from natural gas was investigated with a membrane contactor process at elevated pressures for the first time. Furthermore, Al-Saffar et al. (1997) studied the decarburization of natural gas via membrane absorption. The advantages of this technology are the low energy consumption, low operating costs, and no secondary pollution. In addition, the membrane life could hinder further pilot-scaled applications of this technology.

Based on a comparison of multiple coalbed methane decarburization methods, the membrane absorption method exhibits advantages regarding the process flow, energy consumption, operating costs, and decarburization efficiency. Owing to the coalbed methane characteristics, simple development concept, and environmental protection, the membrane absorption method is more suitable for coalbed methane decarburization treatments and will become a hot spot in this research field.

CO₂ capture by membrane absorption

Principle

The membrane absorption method is a novel separation process that combines membrane separation and absorption. It usually employs microporous membranes. During the process, the gas and liquid phases flow through both sides of the membrane contactor and contact at a fixed gas–liquid-phase interface. The membrane itself is not gas selective but acts as a barrier to separate the absorbent and gas. The CO₂ diffuses through the membrane to the liquid phase owing to a concentration gradient. Theoretically, the membrane

pores allow the CO₂ gas molecules to pass the membrane section without a high-pressure driving force. Thereby, one mainly relies on the selective absorption of the absorbent to separate mixed gases (Li and Chen 2005; Liang et al. 2013). The basic principle (for a hydrophobic porous membrane) is shown in Fig. 3a. The main driving force of the technology is the gas concentration difference. First, CO₂ from the gas mixture reaches the surface of the membrane pore and diffuses through the membrane pores to the gas–liquid two-phase interface. Next, CO₂ reacts with the absorbent in the tube side (Boucif et al. 2008; Genceli et al. 2018). After the purification, the CH₄ gas in the coalbed methane separates from the gas mixture. Figure 3b demonstrates the CO₂ separation process from coalbed methane through membrane absorption.

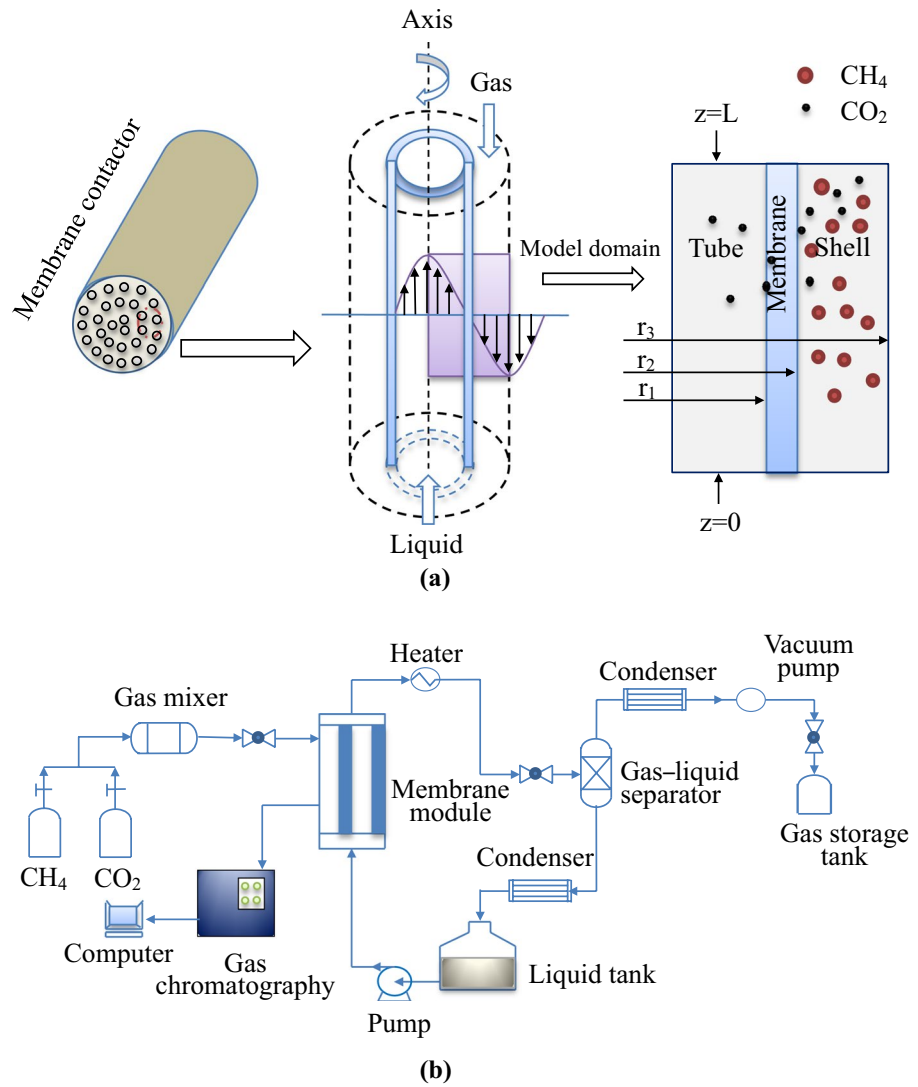
Effect of absorbent type

The absorbent type in the membrane absorption has an important effect on the CO₂ capture from coalbed methane. The absorbent choice should consider the absorption efficiency, mass transfer rate, chemical stability, and recycling performance. In addition, physical properties such as the degradability, toxicity, corrosivity, and volatility of the absorbent and the chemical compatibility with the membrane material must be considered. The development of the CO₂ absorbent use is depicted in Table 2.

Although water was used as absorbent owing to the easy access, the method exhibits a low capture efficiency. Afterward, amine solutions were applied worldwide (Amrei et al. 2014; Nakhjiri et al. 2018; Pashaei et al. 2016; Stowe and Hwang 2017; Yuan et al. 2017). Marzouk et al. (2010) conducted an experimental study on CO₂ capture in a mixed gas (9.5% CO₂/90.5% CH₄). They compared the effects of water, sodium hydroxide solution, and ethanolamine solution on the CO₂ flux and capture efficiency. The results show that both sodium hydroxide solution and ethanolamine solution have higher CO₂ flux and capture efficiency than water. Boributh et al. (2013) and Al-Marzouqi et al. (2009) selected water and ethanolamine as absorbents to remove CO₂ from mixed gases (10% CO₂/90% CH₄). They concluded that ethanolamine has a better CO₂ separation ability than water. Because sodium hydroxide and ethanolamine solutions react chemically with CO₂. Hence, their decarburization efficiencies are significantly higher.

Because amine absorbents exhibit volatilization, large losses, high corrosivity, and poor thermal degradation in decarburization processes, their application in the CO₂ capture and separation is limited. To improve the compatibility with the membrane materials, amino acid salt solutions are employed in membrane absorption systems (Li et al. 2018c). An amino acid salt solution exhibits the same absorption performance and capacity as an amine absorbent, exhibits a low

Fig. 3 a CO₂ transport in a membrane contactor. The main driving force of the technology is the gas concentration difference. First, CO₂ from the gas mixture reaches the surface of the membrane pore and diffuses through the membrane pores to the gas–liquid two-phase interface. Next, CO₂ reacts with the absorbent in the tube side; **b** process flow diagram of gas separation. After the mixed gas is separated by the membrane contactor, the absorbent is subjected to gas–liquid separation treatment to recycle the absorbent. At the same time, the decarburized gas is collected and stored



volatility and good resistance to oxidative degradation and thermal degradation (Fang et al. 2015). Rahim et al. (2015) conducted CO₂ capture experiments with a gas mixture of 10% CO₂ and 90% CH₄. The experimental results show that the decarburization efficiency of the amino acid salt solution is better than that of the amine solution. Furthermore, Simons et al. (2010) compared the effects of amino acid salt solution and ethanolamine on the decarburization efficiency in a mixed gas (20% CO₂/80% CH₄). The results reveal that amino acid salt solutions exhibit competitive capability in capturing CO₂. Moreover, with the rise of nanomaterials, research on the enhancement of CO₂ absorption with nanofluids has gradually emerged.

Nanofluids exhibit high absorption efficiency, absorption capacity, thermal conductivity, and stability (Hajilary and Rezakazemi 2018; Kim et al. 2018). Rezakazemi et al. (2019) selected carbon nanotube and SiO₂ nanofluids for the separation of CO₂. As presented in Fig. 4, the

CO₂ separation efficiencies of the carbon nanotubes and SiO₂ nanofluids as absorbents are superior to that of water. Taheri et al. (2016) added SiO₂ and Al₂O₃ nanoparticles to a diethanolamine absorbent to form a nanofluid for the decarburization of mixed CO₂/CH₄ gas. The experimental results show that the decarburization efficiency of the SiO₂/diethanolamine nanofluids is 40% higher than that of a pure diethanolamine solution. Furthermore, the decarburization efficiency of Al₂O₃/diethanolamine nanofluids is increased by 33%. In addition, Zhang et al. (2018a) promotes the CO₂ absorption through nanofluids.

Owing to the low regeneration and absorption rate of a single absorbent, researchers have employed mixed solutions as absorbents and achieved great progresses. Zhang and Shu (2014) compared the reproducibility and CO₂ absorption properties of sodium glycinate and potassium glycinate by adding triethanolamine. The results show that the addition of low triethanolamine concentrations can increase the

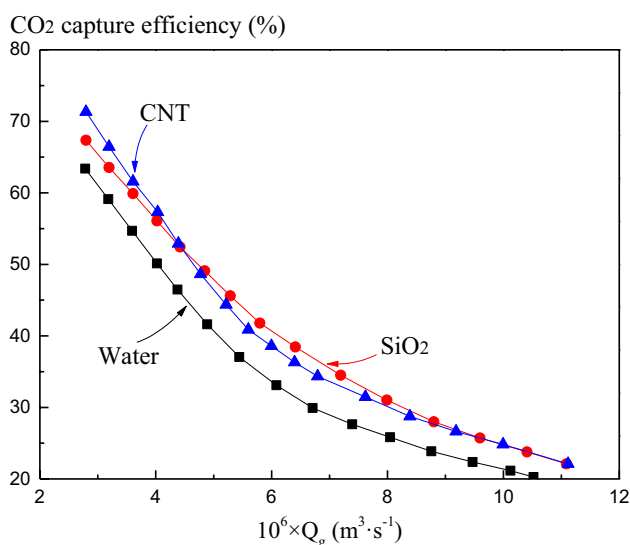


Fig. 4 Effects of gas flow on CO₂ capture efficiency of different nanofluids. The CO₂ separation efficiencies of the carbon nanotubes (CNT) and SiO₂ nanofluids as absorbents are superior to that of water. Reproduced from (Rezazakemi et al. 2019), with permission from Elsevier

CO₂ absorption capacity. Moreover, Zhang et al. (2014a, b) employed a mixed methyl diethanolamine/N-aminoethyl piperazine solution as absorbent and polypropylene hollow fiber membranes to conduct a comprehensive parametric study on the CO₂ absorption behavior. According to the results, the N-aminoethyl piperazine and methyl diethanolamine mixture has a higher CO₂ absorption capability. Mesbah et al. (2019) developed a mathematical 2D model and used a hollow fiber membrane contactor to separate CO₂ from a CO₂/CH₄ gas mixture with a mixed solution of 2-methylpiperazine and potassium carbonate as absorbent. They discovered that increasing the 2-methylpiperazine concentration from 0.1 to 0.5 mol/L can significantly improve the CO₂ capture efficiency (up to 98%). Table 3 summarizes the conditions and parameters of the membrane absorption tests conducted in the literature.

According to the previously presented analysis, the mixed solution has a higher absorption efficiency and recycling efficiency when subjected to a decarburization treatment than a single absorbent. This is because the mixed solution can overcome the disadvantages of a single absorbent and concentrates the advantages of different absorbents, thereby improving the absorption efficiency and increasing the absorption capacity.

In summary, the main gas component selected by most researchers is CH₄, which is also the main component of coalbed methane. Therefore, the previously mentioned research studies are also applicable to coalbed methane decarburization. In practical applications, different

proportions of the solution should be mixed based on the actual needs to achieve a high decarburization efficiency and high reproducibility of the solution.

Effect of gas-phase parameters

The gas-phase parameters mainly include the gas composition, pressure, and flow rate of coalbed methane. These parameters have a great influence on the absorption process of a CO₂ film. Generally, the capture efficiency of CO₂ decreases with increasing gas velocity. However, the mass transfer effect works oppositely. This is because the residence time of the gas phase in the membrane decreases sharply. Hence, the boundary layer of the gas phase becomes thinner gradually, and a part of the CO₂ is separated from the membrane contactor before fully reacting with the absorbent, which weakens the capture efficiency. Simultaneously, the increase in gas velocity reduces the resistance of the mass transfer process, thus enhancing the mass transfer effect between the gas-liquid reactions. Lv et al. (2012a) studied the capture efficiency of CO₂ at different flow rates with a polypropylene hollow fiber membrane module. The results show that the capture efficiency decreases with increasing gas flow rate and increases with increasing absorbent flow rate.

Daeho (2018) used a hollow fiber membrane with a countercurrent flow structure to absorb and remove CO₂ from coalbed methane. The composition of the selected coalbed methane in the simulation process was 90% CH₄ and 10% CO₂. According to the numerical simulation results, the purification efficiency of CH₄ is inversely proportional to the change in the gas flow rate. Furthermore, Zhang (2016) simulated the effect of the absorbent flow rate on the CO₂ capture efficiency. The results show that when the gas flow rate increases from 0.28 to 1.40 m/s, the CO₂ capture efficiency decreases by approximately 50%. Yan et al. (2007) obtained similar trends with a potassium glycinate solution. Moreover, Zhang et al. (2019) selected coalbed methane (14% CH₄/86% CO₂) as feed gas and used an alcohol amine solution to decarbonize coalbed methane. The results show that the CO₂ concentration at the membrane outlet increases with increasing gas flow rate. When 0.5 M diethanolamine, ethanolamine, triethanolamine, and 1-(2-hydroxyethyl) pyrrolidine and gas flow rates of 0.3–0.8 m/s are applied, the CO₂ capture efficiency in the membrane decreases by 55.7%, 51.2%, 47.5%, and 59.9%, respectively.

Logically, an increasing system pressure increases the CO₂ concentration in the gas phase. However, with increasing gas pressure, the driving force of the mass transfer process increases. Hence, more CO₂ molecules can enter the gas-liquid interface through a membrane pore and react with the absorbent, which improves the CO₂ capture efficiency (Cozma et al. 2015; Dindore et al. 2004). Mansourizadeh

et al. (2010) used a polyvinylidene fluoride hollow fiber membrane to absorb CO₂ in a mixed gas and analyzed the effect of the gas-phase pressure on the mass transfer. When the CO₂ pressure increases from 1×10^5 to 6×10^5 Pa, the CO₂ flux increases from 1.25×10^{-3} to 6.5×10^{-3} mol/m² s, and the CO₂ capture efficiency increases by 50%. Razavi et al. (2013), Mansourizadeh (2012), and Gao et al. (2018) validated this conclusion in subsequent studies.

The CO₂ content in coalbed methane is generally 10–20%. The higher the CO₂ ratio, the thicker the boundary layer of the gas phase, and the diffusion of a large amount of CO₂ in the membrane pores is hindered, which decreases the total mass transfer coefficient. Simultaneously, parts of the CO₂ and absorbent have not completely reacted and leave the membrane contactor, which results in a decrease in the CO₂ capture efficiency. Zhang (2016) studied the effect of the CO₂ content on the capture efficiency through simulations. When the CO₂ content is increased from 10 to 20%, the decarburization efficiency is reduced by approximately 50%. At constant solubility, the CO₂ amount participating in the permeation reaction remains constant, and the amount of CO₂ increases. Thus, the decarburization efficiency decreases. Yan et al. (2007) and Chen et al. (2004) obtained the same behavior for the efficiency through experimental studies.

The CH₄ content in coalbed methane is 86–97% (Flores and Flores 2014; Mallick and Prabu 2017; Zhang et al. 2019). Because of the low CO₂ content in the initial stage of coalbed methane mining, coalbed methane can be directly burned. However, as the CO₂ content in coalbed methane continues to increase, hydrated solids block the pipeline when low temperatures and high pressures are encountered during the pipeline transportation. To improve the utilization efficiency of coalbed methane and reduce safety hazards in the transportation process, a decarburization treatment is required. As mentioned above, the coalbed methane decarburization efficiency can be improved by increasing the gas-phase pressure, reducing the gas flow rate and the percentage of CO₂ during the coalbed methane decarburization treatment.

Effect of liquid-phase parameters

Liquid-phase parameters play a key role in the improvement in the CO₂ capture efficiency. The effects of the CO₂ capture efficiency on the liquid concentration, flow rate, and temperature are summarized in this section. According to the two-phase theory, the CO₂ absorption mainly occurs in the liquid-phase boundary layer (Lewis et al. 2011). Starting from the shell side, CO₂ enters the liquid-phase boundary layer through the membrane pores and is quickly absorbed by the absorption liquid. As the concentration of the absorbing liquid increases, the concentration of the

active component that absorbs CO₂ in the boundary layer of the liquid phase increases. This can increase the chemical reaction rate of CO₂ and the solute dissolved in the liquid phase (Yan et al. 2014a). Hence, the CO₂ concentration in the liquid film is rapidly decreased, and the liquid film resistance is lowered, which improves the CO₂ removal efficiency. Zhang (2016) studied the effect of the changing absorbent concentration on the CO₂ capture efficiency through experiments. The results show that when the concentration of the absorbent increases from 0.1 to 1 mol/L, the CO₂ capture efficiency is increased by 61.8%. Eslami et al. (2011) used numerical models to study the effect of different concentrations of a potassium glycinate solution on the CO₂ capture efficiency in polytetrafluoroethylene hollow fiber membrane contactors. According to their results, when the absorbent concentration is increased from 0.5 to 3 M, the CO₂ capture efficiency is increased by approximately 14%.

With increasing absorbent flow rate, the disturbance of the liquid in the tube is strengthened, the thickness of the boundary layer is reduced, the mass transfer resistance of the liquid phase is reduced, and more fresh absorbents react with the CO₂ molecules. Thus, the decarburization efficiency is improved (Zhang et al. 2019). Zhang (2016) simulated the effect of the absorbent flow rate on the CO₂ capture efficiency. The results show that when the absorbent flow rate increases from 0.015 to 0.085 m/s, the CO₂ capture efficiency increases by approximately 30%. Lv et al. (2012a) used 0.5 mol/L ethanolamine to capture CO₂ with polypropylene hollow fiber membranes. The effect of the liquid-phase flow on the absorption performance for 8–46 mL/min was studied at a constant feed gas flow. The results show that when the liquid-phase flow rate is increased, the CO₂ capture efficiency increases by 49%. This conclusion has been verified in subsequent studies (Ansari-pour et al. 2018).

In addition to increasing the flow rate of the absorbent, increasing the absorbent temperature helps to increase the CO₂ absorption efficiency (Eslami et al. 2011; Yan et al. 2007). Shirazian et al. (2009) compared the decarburization rate of an absorbent at 298 K and 288 K. The decarburization rate increases by approximately 10% with the increase in temperature. Moreover, Mansourizadeh et al. (2010) studied the effect of absorbent temperature on CO₂ capture efficiency. When the absorbent temperature was increased from 283 to 313 K, the CO₂ mass transfer rate was increased by approximately 58.6%. Wu et al. (2012) studied the effect of changes in the absorbent temperature on the CO₂ capture efficiency and mass transfer rate. When the absorption temperature is increased from 298 to 325 K, the CO₂ capture rate and mass transfer rate are increased by 30% and 40%, respectively.

According to the previous analysis, increasing the concentration, flow rate, and absorbent temperature can improve the CO₂ capture efficiency. However, owing to the required temperature control for the membrane material in

the membrane contactor while the absorbent temperature is being changed, the actual material characteristics should be controlled to maximize the capture efficiency.

Effect of membrane contactor structure

At present, there is no study focusing on the effect of the membrane contactor structure on the CO₂ capture from coalbed methane. The main components of coalbed methane and natural gas are CH₄ and CO₂, whereas the main components of flue gas are N₂ and CO₂. Although their compositions are slightly different, the common essence is the removal of CO₂ from the mixture. The research on the impact of membrane contactor structures on CO₂ removal from flue gas is relatively mature which provides guidelines in the CO₂ separation from coalbed methane. Figure 5 presents the structure of a hollow fiber membrane contactor (Zhang 2015).

Changes in the wall thickness of the fiber membrane affect the direction of the gas movement. Furthermore, increasing the wall thickness prolongs the residence time of the gas in the membrane, thereby increasing the resistance along the path, which makes the diffusion movement more complicated and leads to a decrease in the decarburization efficiency (Rezakazemi et al. 2011). Yan et al. (2015b) studied the effect of the fiber wall thickness on the CO₂ capture efficiency. The results show that the CO₂ capture efficiency decreases with increasing wall thickness. Furthermore, the decarburization efficiency is reduced by approximately 40% owing to the weak reaction between diethanolamine and CO₂. Rezakazemi et al. (2011) reported the same conclusions.

Increasing the effective length of the fiber membrane increases the gas–liquid contact area, which results in a prolonged residence time of the gas in the membrane. Consequently, the CO₂ capture process in the gas is enhanced.

Boributh et al. (2011) selected three different membrane lengths (0.25 m, 0.5 m, and 0.7 m) to compare their CO₂ capture efficiencies. The results show that the decarburization efficiencies for a membrane length of 0.7 m increase by 15.27% (0.25 m) and 3.58% (0.5 m), respectively.

Reducing the inner diameter of the fiber membrane increases the flow rate of the absorbent, which results in an increase in the CO₂ absorption per unit time and in an improvement in the CO₂ capture efficiency. Rajabzadeh et al. (2009) studied the effect of a changing inner membrane diameter on the CO₂ capture efficiency. According to the results, the capture efficiency increases with decreasing inner membrane diameter because the gas–liquid two-phase contact area increases with increasing number of hollow fiber membranes. This results in an increase in the packing density and shell-side mass transfer coefficient. Eslami et al. (2011) investigated the effects on the CO₂ capture efficiency for a liquid flow rate of 0.1 m/s, an absorbent concentration of 0.5 mol/L, and increasing number of hollow fiber membranes from 3000 to 10,000. As a result, the capture efficiency increases from 36 to 100%. Furthermore, Faiz and Almarzouqi (2010) used a membrane contactor to remove CO₂ from natural gas under high pressure. The results show that the capture efficiency increases with increasing porosity and decreases with increasing tortuosity factor.

According to the previous analysis, to ensure the overall performance of the membrane module, reducing the wall thickness of the membrane, the inner diameter, and tortuosity factor and increasing the number of membranes, porosity, and effective membrane length are beneficial to the CO₂ capture. The CO₂ capture from coalbed methane through membrane contactor structures will be the future research direction.

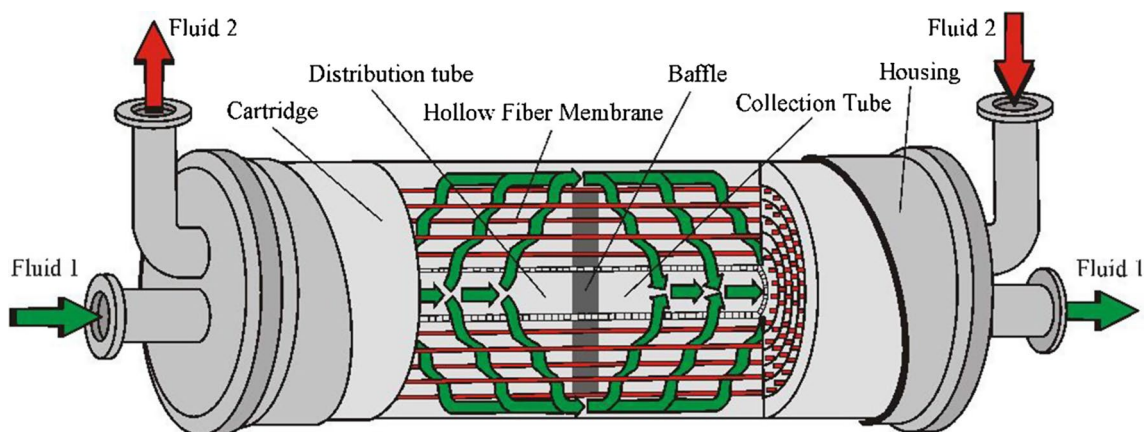


Fig. 5 Schematic of hollow fiber membrane contactor. The components of the membrane contactor and the direction of gas–liquid flow can be clearly seen from the structural drawing. Reproduced from Zhang (2015)

Effects of other conditions

In addition to the previously mentioned factors, the connection mode of the membrane module, the direction of the gas–liquid flow, and the fluidity have a certain influence on the CO₂ capture efficiency. Zhang et al. (2019) studied the effect of a single component and series of components on the CO₂ capture efficiency in coalbed methane. According to the results, the decarburization rate of the serial module is evidently better than that of the single module. This is mainly due to the increase in the number of membrane modules, which leads to an increase in the effective membrane length and an increasing gas–liquid contact area and gas–liquid residence time in the membrane. This indirectly strengthens the mass transfer process between the two phases and improves the decarburization efficiency.

Boributh et al. (2011) compared the effects of single, serial, and parallel connection methods on the CO₂ capture efficiency. The results show that the best absorption performance can be obtained with a serial connection. Moreover, Zhang et al. (2018b) studied biogas (40% CO₂/60% CH₄) CO₂ separation and CH₄ purification in a membrane contactor with an amine solution. By comparing the effects of single membrane module and membrane modules in series on the decarburization efficiency under equal conditions, they proved that the CO₂ separation efficiency and CH₄ purification efficiency increase by 24.4% and 9.8% with serial membrane modules, respectively. Simultaneously, they concluded that the efficiency of the countercurrent state increases by 38.9% and 25.6% compared with that of the downstream state, respectively. The previously mentioned studies demonstrate that the countercurrent flow mode can improve the CO₂ capture efficiency owing to the influence of the driving

force. Therefore, the countercurrent flow mode is currently mainly employed in membrane absorption systems.

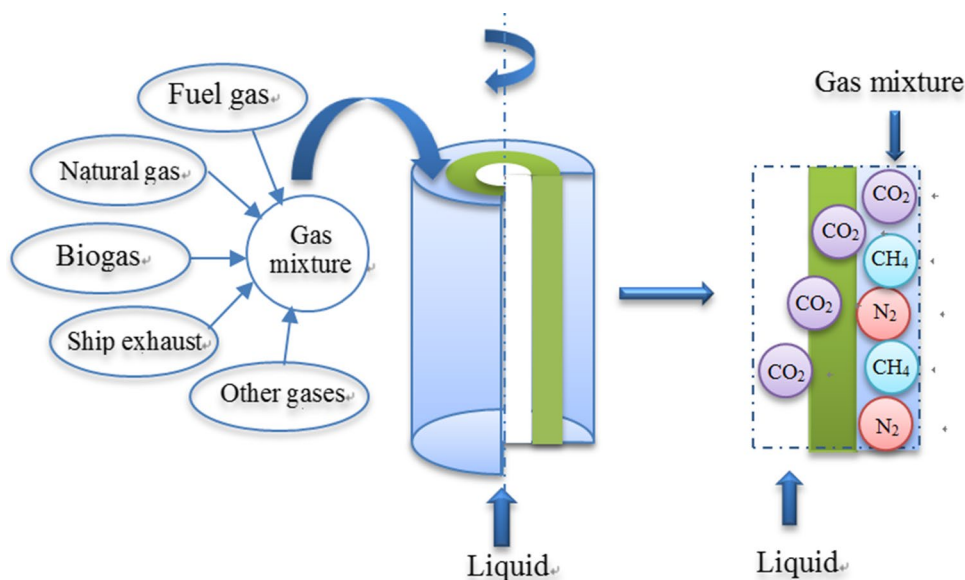
The fluidity is mainly described by a laminar flow or turbulent flow. A gas–liquid contact is more sufficient owing to severe disturbances of the turbulences, which enhance the mass transfer between the gas and liquid phases, thus promoting the separation of CO₂. This has been confirmed in Zhang et al. (2014a, c). In summary, the coalbed methane decarburization efficiency can be improved through a membrane module and countercurrent flow. The effects of different factors on CO₂ capture efficiency are summarized in Table 4.

Membrane absorption applied to other gases

Qi and Cussler (1985) first proposed a method for absorbing CO₂ with hollow fiber polypropylene (PP) membrane contactors. The method is widely applied because of its large gas–liquid contact area, fast mass transfer rate, no mist entrainment phenomenon, large operation flexibility, and small equipment. With the development of the membrane absorption technology in recent years, many research studies on the membrane absorption technology based on hollow fiber membranes have been conducted in China. Figure 6 presents the various application of CO₂ separation from different gases.

As the main source of CO₂, flue gas accounts for approximately 80% of the greenhouse gases (Sutanto et al. 2017). The main components of the flue gas are CO₂ and N₂, and the CO₂ ratio is generally between 10 and 20 vol% (Masoumi et al. 2016; Zhang 2016). Therefore, capturing CO₂ from flue gas is an effective method to control CO₂ emissions. At present, the membrane absorption method is relatively mature

Fig. 6 Application of membrane separator for CO₂ separation in different gases. The membrane separation method can be applied to a variety of gas decarburization treatments. The process of gas–liquid two-phase absorption in the contactor is also shown



in the flue gas decarburization research field. Many studies have been carried out using the membrane absorption method to remove CO₂ from flue gas (Chen and Cui 2012; Lee et al. 2019). Because the emitted flue gas has a relatively high temperature, a high-temperature-resistant membrane material is required for the membrane absorption. Therefore, to remove CO₂ from flue gas through the membrane absorption method, future research will focus on the development of new high-temperature-resistant membrane materials.

China is a coal energy-consuming country, and energy shortages and environmental pollution will seriously hinder the sustainable development of the society (Medeiros et al. 2013). At present, natural gas is the fastest growing energy source in the world. However, natural gas contains acid gases such as CO₂, which not only cause serious air pollution but also accelerate the corrosion of pipelines and equipment. Furthermore, CO₂ reduces the calorific value of natural gas and increases transportation costs (Knoope et al. 2013). Therefore, natural gas must be purified to ensure the safety of natural gas storage, transportation, and use. The membrane absorption method is a process based on the combination of a conventional absorption method and membrane separation. The method does not require high precision and complicated operations of packed columns and an absorption tower when the CO₂ is removed and enables highly efficient decarburization. Therefore, it is considered as a potential candidate that can be developed for natural gas purification (Fu et al. 2012). Many studies have been carried out on this technology (Faiz and Al-Marzouqi 2011; Kang et al. 2017; Rahim et al. 2015; Tang et al. 2014). However, owing to the high pressures required for the decarburization process of natural gas, the membrane absorption method suffers from many technical problems in the decarburization treatment. The membrane material has high requirements under high pressures, which might decrease the anti-wetting property of the membrane material. Thus, research on membrane materials with high-pressure resistances and anti-wetting properties would promote natural gas decarburization.

In response to the growing energy crisis, biogas is currently considered as a renewable energy source that can replace traditional fossil fuels (Amrei et al. 2014; Li et al. 2018c). The main components of biogas are CO₂ and CH₄, and the CO₂ content is generally between 25 vol% and 55 vol% (Scholz et al. 2013). However, initial biogas contains much CO₂. Thus, the direct use will reduce the calorific value of biogas. It is essential to decarbonize biogas to improve its efficiency and make it a substitute for natural gas. Because membrane absorption exhibits a high decarburization efficiency, many researchers have used this technology to study biogas decarburization (Sutanto et al. 2017; Yan et al. 2014a, b, 2015a; Zhang et al. 2014c). However, the biogas phase has a higher CO₂ content than coalbed methane and natural gas. Hence, the continuous

Table 1 Comparisons of methods for CO₂ capture (Zhang et al. 2017)

Methods	Characteristics	Benefits	Drawbacks
Solvent absorption	It separates the components with the highest solubilities from a mixture with a liquid absorbent	Low demand for equipment; low operating cost; low capital investment; high-purity products	Slow absorption; slow regeneration rate
Pressure swing adsorption	The selective adsorption of a separated gas mixture through adsorbents under different partial pressures	Mature technology; low demand for equipment; low operating costs; high methane recovery rate	High energy consumption; strong dependence
Cryogenic distillation	It includes a mechanical method to liquefy the gas and exploits the difference in the gas boiling points to conduct the rectification	Mature technology; high-purity products; high methane recovery rate	High energy consumption; large investment; complex equipment; strong limitations; small scale
Hydrate separation	It exploits the different pressures of the gas components in the mixture to form hydrates in a solution and achieve the separation	High storage density; convenient transportation; simple process; oxygen-free products	High operating pressure; high safety risk; poor economy; low methane recovery rate
Membrane absorption	It has large gas-liquid contact area, fast mass transfer rate, high operational flexibility, no liquid ubiquity and mist entrainment, and simple equipment	Low energy consumption; low operating costs; no secondary pollution	Easy to block; easy to damage; short service life

research and development of high-efficiency absorbents to improve the biogas decarburization efficiency will become a research hot spot in the future.

The main emissions of ships include CO₂, NO_x, SO_x, CO, hydrocarbons, and particulate matter (Eyring 2005a). Emissions from ship exhaust increase the SO₂ concentration in the atmosphere, which directly harms humans, marine life, and the stability of the entire ecosystem. Because the international community's requirements for environmental protection have increased, ship exhaust emission standards have become more stringent (Eyring 2005b). Owing to the limitations of narrow space in ship exhaust treatment, it is difficult to achieve flexible operation by traditional capture methods. By contrast, the membrane absorption methods are more suitable owing to their unique advantages (large gas–liquid contact area, flexible installation and operation, and simple equipment). At present, membrane absorption is applied to the SO₂ capture from ship exhaust. Qiu et al. (2019) studied the optimization of the microstructures and geometries of hydrophobic ceramic membranes for SO₂ absorption from ship exhaust gases. According to the results, the optimized efficiency can be increased by 16%, and the optimal film thickness and inner film diameter are 1.0 mm and 4.0–6.0 mm, respectively. So far, no scientific article has mentioned the use of membrane absorption to remove CO₂ from ship exhaust gas. This will be the future development direction of the membrane absorption technology.

Conclusion

The membrane absorption method for coalbed methane decarburization is a key technology related to the application prospects of coalbed methane. A variety of separation techniques have been applied for coalbed methane decarburization. The membrane absorption method has the advantages of large gas–liquid contact areas, fast mass transfer rates, no mist entrainment phenomenon, a large operation flexibility, and small equipment. It has been

widely applied for CO₂ capture in flue gas, biogas, and natural gas. Although the gas composition and content of coalbed methane are different from those mentioned previously, the decarburization processes are similar. Therefore, we have summarized research studies with different CO₂ and CH₄ mixing ratios. The following conclusions can be drawn:

1. Increasing the temperature, concentration, and flow rate of the absorbent during the membrane absorption process and reducing the gas flow rate have a positive effect on the coalbed methane decarburization efficiency.
2. The newly applied solvents (e.g., amino acid salts and nanofluids) exhibit high decarburization efficiencies as absorbents. Furthermore, single absorbents can be mixed to achieve a better decarburization effect.
3. By changing the structure of the membrane contactor (e.g., increasing the effective membrane length and reducing the membrane wall thickness and membrane inner diameter), the CO₂ can entirely react with the absorbent, which improves the CO₂ capture efficiency.
4. The CO₂ capture can be improved by changing the gas–liquid flow state and flow direction, such as the flow state of the countercurrent and turbulent flow in the decarburization process.

At present, the membrane absorption method has good application prospects for purification treatments of coalbed methane, flue gas, natural gas, biogas, and ship exhaust. However, unresolved technical problems make large-scale industrial applications impossible and require further research. Based on the current and possible future applications of the membrane absorption technology to achieve large-scale applications, the following recommendations are given:

1. At present, the membrane absorption method mainly uses the simulated gas component for CO₂ separation. However, because acid gases such as H₂S and SO₂ can still interfere with the experimental results in the actual

Table 2 Development of absorbent usage for membrane absorption

Absorbent	Benefits	Drawbacks	References
Water	Rich in resources and pollution-free	Low absorption efficiency	Marzouk et al. (2010)
Alkali	High absorption efficiency, large capacity	Strongly corrosive and non-renewable	Lin and Chu (2015)
Inorganic salt	Large absorption capacity and renewable	High-resolution energy consumption	Li et al. (2018c)
Amine	Fast chemical reaction rate, mature technology	Corrosive, high-resolution energy consumption	Amrei et al. (2014)
Amino acid salt	Good compatibility with membrane, non-toxic, strong thermal stability	Poor regeneration	Fang et al. (2015)
Nanofluids	Large specific surface area and surface activity, high absorption efficiency and stability	High equipment requirements and low output	Kim et al. (2018)

Table 3 Membrane absorption test conditions and parameters

Absorbent	Gas component	Membrane material	Comment	References
Potassium carbonate	5% CO ₂ , 5% H ₂ S, 90% CH ₄	Polypropylene	A scheme of two membrane modules in series was recommended for the simultaneous absorption of CO ₂ and H ₂ S	Faiz and Al-Marzouqi (2011)
Ethanolamine	10% CO ₂ , 10% H ₂ S, 80% CH ₄	Polyvinylidene fluoride, polypropylene	The wetting effects on the decarburization efficiency of polypropylene and polyvinylidene fluoride membranes were investigated	Faiz and Al-Marzouqi (2009)
Water, diethanolamine, ethanolamine, sodium hydroxide, triethylenetetramine	9.5% CO ₂ , 90.5% CH ₄	Polytetrafluoroethylene	Novel design of hollow fiber membrane modules suitable for high-pressure operations	Marzouk et al. (2010)
Diethanolamine, diethylenetriamine, ethylenediamine, ethanolamine, tetraethylenepentamine, triethylenetetramine, water, sodium hydroxide	10% CO ₂ , 90% CH ₄	Polypropylene, silicon rubber	Three different membrane modules were used in this study; the polypropylene module exhibited the best performance in terms of CO ₂ flux	Al-Marzouqi et al. (2009)
Sodium hydroxide, diethanolamine, potassium carbonate	5% CO ₂ , 95% CH ₄	Tetrafluoroethylene and ethylene copolymers	First report on the long-term operational stability of HFEM modules under industrial conditions	Al-Marzouqi et al. (2016)
Ethanolamine, sodium hydroxide	10% CO ₂ , 90% CH ₄	Polypropylene	A comprehensive mathematical 2D model was developed and combined with the chemical absorption for CO ₂ absorption	Al-Marzouqi et al. (2008)
Methyl diethanolamine	45-70% CO ₂ , 55-30% CH ₄	Polyvinylidene fluoride	Capture of high CO ₂ concentrations from natural gas with high-pressure membrane contactors	Kang et al. (2017)
Water, sodium hydroxide, ethanolamine, sodium chloride	20% CO ₂ , 80% CH ₄ , 50% CO ₂ , 50% CH ₄	Polyvinylidene fluoride	The experiments were performed in a membrane contactor constructed with (0.2 µm pore size) microporous polyvinylidene fluoride hollow fibers. Sodium chloride was used as an additive in the sodium hydroxide aqueous solution	Atcharyawut et al. (2007)
Ethanolamine	15% CO ₂ , 85% CH ₄	Polytetrafluoroethylene	The membrane mass transfer resistance calculated with the Wilson plot method predicted the CO ₂ concentration profile with a higher accuracy than the theoretical method	Khaisri et al. (2010)
Water, triethanolamine, diethanolamine, ethanolamine, potassium arginate	40% CO ₂ , 60% CH ₄	Polypropylene	A mass transfer model for the CO ₂ absorption from biogas to potassium arginate solutions was developed	Zhang et al. (2014c)

Table 4 Summary of the influence of different factors on CO₂ capture efficiency

Influencing factor	Effect on CO ₂ capture efficiency	References
<i>Gas phase</i>		
CO ₂ content	A higher CO ₂ concentration results in a decrease in the CO ₂ capture efficiency	Yan et al. (2007), Zhang (2016)
Pressure	Increasing gas pressure improves the CO ₂ capture efficiency	Cozma et al. (2015), Dindore et al. (2004), Gao et al. (2018)
Flow rate	The capture efficiency of CO ₂ decreases with increasing gas velocity	Daeho (2018), Yan et al. (2007), Zhang (2016)
<i>Liquid phase</i>		
Concentration	As the liquid concentration increases, the CO ₂ removal efficiency is improved	Eslami et al. (2011), Lewis et al. (2011)
Flow rate	With increasing the absorbent flow rate, the CO ₂ capture efficiency is improved	Ansaripour et al. (2018), Zhang et al. (2019)
Absorbent temperature	When increasing absorbent temperature, the CO ₂ capture efficiency increases	Mansourizadeh and Matsuura (2010), Shirazian et al. (2009)
<i>Membrane contactor structure</i>		
Membrane thickness	Increasing the membrane thickness leads to a decrease in the CO ₂ capture efficiency	Rezazakemi et al. (2011)
Module length	Increasing the effective length of the fiber membrane increases the CO ₂ capture efficiency	Boributh et al. (2011)
Inner diameter	Reducing the inner diameter of the fiber membrane results in an improvement in the CO ₂ capture efficiency	Eslami et al. (2011, Rajabzadeh et al. (2009)
<i>Other conditions</i>		
Gas–liquid flow direction	The countercurrent flow mode can improve the CO ₂ capture efficiency	Zhang et al. (2018b)
Fluidity	Turbulent flow can promote the CO ₂ capture efficiency	Zhang et al. (2014a)
Module number	A serial connection improves the CO ₂ capture efficiency	Boributh et al. (2011), Zhang et al. (2019)

gas composition, the influence of these interference factors on the degassing effect of the actual gas must be considered for more realistic simulation results.

- The research on high-efficiency absorbents should focus on the absorption characteristics of novel amino acid salt solutions and nanofluids in membrane contactors owing to their higher chemical reaction rates and absorption efficiencies and because they are environmentally friendly, thermally stable, and membrane coated.
- When developing a membrane absorption model, the model should be continuously optimized based on the differences in the absorbents, membrane materials, and other influencing factors. Furthermore, the kinetics and thermodynamics of the reaction of new absorbents with CO₂ should be strengthened. Further comprehensive analyses should be conducted to optimize the conditions and maximize the CO₂ absorption efficiency.
- Expanding the application field of the CO₂ absorption through the membrane absorption method: Ship exhaust contains much CO₂. However, at present, researchers do not focus on the capture of CO₂ from ship exhaust through membrane absorption.

Acknowledgements This work is supported by the Basic Science Center Program for Ordered Energy Conversion of the National Natural Science Foundation of China (No. 51888103), Liaoning Province Natural Science Fund Project Funding (No. 201602470), and Program for Liaoning Excellent Talents in University (No. LJQ2014038).

References

- Al-Marzouqi MH, El-Naas MH, Marzouk SAM, Abdullatif N (2008) Modeling of chemical absorption of CO₂ in membrane contactors. *Sep Purif Technol* 62(3):499–506. <https://doi.org/10.1016/j.seppur.2008.02.009>
- Al-Marzouqi MH, Marzouk SAM, El-Naas MH, Abdullatif N (2009) Removal from CO₂-CH₄ gas mixture using different solvents and hollow fiber membranes. *Ind Eng Chem Res* 48(7):3600–3605. <https://doi.org/10.1021/ie800977z>
- Al-Marzouqi MH, Marzouk SAM, Abdullatif N (2016) High pressure removal of acid gases using hollow fiber membrane contactors: further characterization and long-term operational stability. *J Nat Gas Sci Eng* 37:192–198. <https://doi.org/10.1016/j.jngse.2016.11.039>
- Al-Saffar HB, Ozturk B, Hughes R (1997) A comparison of porous and non-porous gas-liquid membrane contactors for gas separation. *Chem Eng Res Des* 75(7):685–692. <https://doi.org/10.1205/026387697524182>

- Amrei SMHH, Memardoost S, Dehkordi AM (2014) Comprehensive modeling and CFD simulation of absorption of CO₂ and H₂S by MEA solution in hollow fiber membrane reactors. *AIChE J* 60(2):657–672. <https://doi.org/10.1002/aic.14286>
- Anand B, Rao Edward S, Rubin (2002) A technical, economic, and environmental assessment of amine-based CO₂ capture technology for power plant greenhouse gas control. *Environ Sci Technol* 36(20):4467–4475. <https://doi.org/10.1016/j.cherd.2017.11.024>
- Ansari pour M, Haghshenasfard M, Moheb A (2018) Experimental and numerical investigation of CO₂ absorption using nanofluids in a hollow-fiber membrane contactor. *Chem Eng Technol* 41(2):367–378. <https://doi.org/10.1002/ceat.201700182>
- Atchariyawut S, Jiratananon R, Wang R (2007) Separation of CO₂ from CH₄ by using gas–liquid membrane contacting process. *J Membr Sci* 304(1):163–172. <https://doi.org/10.1016/j.memsci.2007.07.030>
- Bhadra SJ, Farooq S (2011) Separation of methane-nitrogen mixture by pressure swing adsorption for natural gas upgrading. *Ind Eng Chem Res* 50(24):14030–14045. <https://doi.org/10.1021/ie201237x>
- Boributh S, Assabumrungrat S, Laosiripojana N, Jiratananon R (2011) Effect of membrane module arrangement of gas–liquid membrane contacting process on CO₂ absorption performance: a modeling study. *J Membr Sci* 372(1):75–86. <https://doi.org/10.1016/j.memsci.2011.01.034>
- Boributh S, Jiratananon R, Li K (2013) Analytical solutions for membrane wetting calculations based on log-normal and normal distribution functions for CO₂ absorption by a hollow fiber membrane contactor. *J Membr Sci* 429(4):459–472. <https://doi.org/10.1016/j.memsci.2012.11.074>
- Boucif N, Favre E, Roizard D (2008) CO₂ capture in HFMM contactor with typical amine solutions: a numerical analysis. *Chem Eng Sci* 63(22):5375–5385. <https://doi.org/10.1016/j.ces.2008.07.015>
- Chen J (2017) Study progress of concentrating technology of low-concentration oxygen-containing coal-bed methane. *Min Saf Environ Protect* 44(1):94–97. <https://doi.org/10.3969/j.issn.1008-4495.2017.01.024>
- Chen R, Cui LX (2012) Experimental study on the separation of CO₂ from flue gas using hollow fiber membrane contactors with mixed absorbents. *Adv Mater Res* 573–574:18–22. <https://doi.org/10.4028/www.scientific.net/amr.573-574.18>
- Chen J, Wen J (2015) The corrosion and degradation of amine solution in the coal bed methane decarburization process. *Guangdong Chem Ind* 42(12):45–46. [https://doi.org/10.3969/j.issn.1007-1865\(2015\)12-0045-02](https://doi.org/10.3969/j.issn.1007-1865(2015)12-0045-02)
- Chen W, Zhu B, Wang J, Youyi XU, Zhikang XU (2004) Study on hollow fibre membrane contactor for the separation of carbon dioxide from carbon dioxide-nitrogen mixture. *Membr Sci Technol* 24(1), 32–37. <https://doi.org/10.16159/j.cnki.issn1007-8924.2004.01.008>
- Cheng W, Hu X, Xie J, Zhao Y (2017) An intelligent gel designed to control the spontaneous combustion of coal: fire prevention and extinguishing properties. *Fuel* 210:826–835. <https://doi.org/10.1016/j.coal.2012.05.01110.1016/j.fuel.2017.09.007>
- Cozma P, Wukovits W, Mămăligă I, Friedl A, Gavrilăscu M (2015) Modeling and simulation of high pressure water scrubbing technology applied for biogas upgrading. *Clean Technol Environ Policy* 17(2):373–391. <https://doi.org/10.1007/s10098-014-0787-7>
- Daeho K (2016) Development of a simulation model for the vacuum pressure swing adsorption process to sequester carbon dioxide from coalbed methane. *Ind Eng Chem Res* 55(4):1013–1023. <https://doi.org/10.1021/acs.iecr.5b03824>
- Daeho K (2018) Development of a dynamic simulation model of a hollow fiber membrane module to sequester CO₂ from coalbed methane. *J Membr Sci* 546:258–269. <https://doi.org/10.1016/j.memsci.2017.09.040>
- Datta AK, Sen PK (2006) Optimization of membrane unit for removing carbon dioxide from natural gas. *J Membr Sci* 283(1):291–300. <https://doi.org/10.1016/j.memsci.2006.06.043>
- Dindore VY, Brilman DWF, Feron PHM, Versteeg GF (2004) CO₂ absorption at elevated pressures using a hollow fiber membrane contactor. *J Membr Sci* 235(1):99–109. <https://doi.org/10.1016/j.memsci.2003.12.029>
- Ebner AD, Ritter JA (2009) State-of-the-art adsorption and membrane separation processes for carbon dioxide production from carbon dioxide emitting industries. *Sep Sci Technol* 44(6):1273–1421. <https://doi.org/10.1080/01496390902733314>
- Eslami S, Mousavi SM, Danesh S, Banazadeh H (2011) Modeling and simulation of CO₂ removal from power plant flue gas by PG solution in a hollow fiber membrane contactor. *Adv Eng Softw* 42(8):612–620. <https://doi.org/10.1016/j.advengsoft.2011.05.002>
- Eyring V, Köhler HW, Aardenne J, Lauer A (2005a) Emissions from international shipping: 1. The last 50 years. *J Geophys Res* 110(D17305):1–12. <https://doi.org/10.1029/2004jd005619>
- Eyring V, Köhler HW, Lauer A, Lemper B (2005b) Emissions from international shipping: 2. Impact of future technologies on scenarios until 2050. *J Geophys Res* 110(D17306):1–18. <https://doi.org/10.1029/2004jd005620>
- Faiz R, Al-Marzouqi M (2009) Mathematical modeling for the simultaneous absorption of CO₂ and H₂S using MEA in hollow fiber membrane contactors. *J Membr Sci* 342(1):269–278. <https://doi.org/10.1016/j.memsci.2009.06.050>
- Faiz R, Almarzouqi M (2010) CO₂ removal from natural gas at high pressure using membrane contactors: model validation and membrane parametric studies. *J Membr Sci* 365(1):232–241. <https://doi.org/10.1016/j.memsci.2010.09.004>
- Faiz R, Al-Marzouqi M (2011) Insights on natural gas purification: simultaneous absorption of CO₂ and H₂S using membrane contactors. *Sep Purif Technol* 76(3):351–361. <https://doi.org/10.1016/j.seppur.2010.11.005>
- Fan C, Li S, Luo M, Du W, Yang Z (2017) Coal and gas outburst dynamic system. *Int J Min Sci Technol* 27(1):49–55. <https://doi.org/10.1016/j.ijmst.2016.11.003>
- Fan Y, Deng C, Zhang X, Li F, Wang X, Qiao L (2018) Numerical study of CO₂-enhanced coalbed methane recovery. *Int J Greenhouse Gas Control* 76:12–23. <https://doi.org/10.1016/j.ijggc.2018.06.016>
- Fang M, Zhou X, Xiang Q, Cai D, Luo Z (2015) Kinetics of CO₂ absorption in aqueous potassium L-prolinate solutions at elevated total pressure energy. *Procedia* 75(3):2293–2298. <https://doi.org/10.1016/j.egypro.2015.07.420>
- Fang H, Sang S, Liu S (2019) Numerical simulation of enhancing coalbed methane recovery by injecting CO₂ with heat injection. *Pet Sci* 16(1):32–43. <https://doi.org/10.1007/s12182-018-0291-5>
- Flores R, Flores R (2014) Coal and coalbed gas. Elsevier Inc, Amsterdam
- Fu K, Sema T, Liang Z, Liu H, Na Y, Shi H, Idem R, Tontiwachwuthikul P (2012) Investigation of mass-transfer performance for CO₂ absorption into diethylenetriamine (DETA) in a randomly packed column. *Ind Eng Chem Res* 51(37):12058–12064. <https://doi.org/10.1021/ie300830h>
- Gabelman STH (1999) Hollow fiber membrane contactors. *J Membr Sci* 159(1–2):61–106. [https://doi.org/10.1016/S0376-7388\(99\)00040-X](https://doi.org/10.1016/S0376-7388(99)00040-X)
- Gao H, Liu S, Ge G, Xiao L, Liang Z (2018) Hybrid behavior and mass transfer performance for absorption of CO₂ into aqueous DEEA/PZ solutions in a hollow fiber membrane contactor. *Sep Purif*

- Technol 201:S1383586617334111. <https://doi.org/10.1016/j.seppur.2018.03.027>
- Genceli EA, Sengur-Tasdemir R, Urper GM (2018) Effects of carboxylated multi-walled carbon nanotubes having different outer diameters on hollow fiber ultrafiltration membrane fabrication and characterization by electrochemical impedance spectroscopy. *Polym Bull* 75(6):1–27. <https://doi.org/10.1016/j.ejypr.2011.01.194>
- Hajilary N, Rezakazemi M (2018) CFD modeling of CO₂ capture by water-based nanofluids using hollow fiber membrane contactor. *Int J Greenhouse Gas Control* 77:88–95. <https://doi.org/10.1016/j.ijggc.2018.08.002>
- Hao C, Cheng Y, Dong J, Liu H, Jiang Z, Tu Q (2018) Effect of silica sol on the sealing mechanism of a coalbed methane reservoir: new insights into enhancing the methane concentration and utilization rate. *J Nat Gas Sci Eng* 56:51–61. <https://doi.org/10.1016/j.jngse.2018.05.032>
- Huang A, Chen L, Chen C, Tsai H, Tung K (2018) Carbon dioxide capture using an omniphobic membrane for a gas-liquid contacting process. *J Membr Sci* 556:227–237. <https://doi.org/10.1016/j.memsci.2018.03.089>
- Ju W, Jiang B, Qin Y, Wu C, Wang G, Qu Z, Li M (2019) The present-day in-situ stress field within coalbed methane reservoirs, Yuwang Block, Laochang Basin, south China. *Mar Pet Geol* 102:61–73. <https://doi.org/10.1016/j.marpetgeo.2018.12.030>
- Kaldis SP, Skodras G, Sakellariopoulos GP (2004) Energy and capital cost analysis of CO₂ capture in coal IGCC processes via gas separation membranes. *Fuel Process Technol* 85(5):337–346. [https://doi.org/10.1016/S0378-3820\(03\)00204-2](https://doi.org/10.1016/S0378-3820(03)00204-2)
- Kang G, Chan PZ, Saleh SBM, Cao Y (2017) Removal of high concentration CO₂ from natural gas using high pressure membrane contactors. *Int J Greenhouse Gas Control* 60:1–9. <https://doi.org/10.1016/j.ijggc.2017.03.003>
- Khaisri S, deMontigny D, Tontiwachwuthikul P, Jiraratananon R (2010) A mathematical model for gas absorption membrane contactors that studies the effect of partially wetted membranes. *J Membr Sci* 347(1):228–239. <https://doi.org/10.1016/j.memsci.2009.10.028>
- Kim M, Kim J (2018) Optimization model for the design and feasibility analysis of membrane-based gas separation systems for CO₂ enhanced coal bed methane (CO₂-ECBM) applications. *Chem Eng Res Des* 132:853–864. <https://doi.org/10.1016/j.cherd.2018.02.036>
- Kim S, Ko D, Mun J, Kim TH, Kim J (2017) Techno-economic evaluation of gas separation processes for long-term operation of CO₂ injected enhanced coalbed methane (ECBM). *Korean J Chem Eng* 35(1):1–15. <https://doi.org/10.1007/s11814-017-0261-4>
- Kim S, Jeong M, Lee JW, Kim SY, Choi CK, Kang YT (2018) Development of nanoemulsion CO₂ absorbents for mass transfer performance enhancement. *Int Commun Heat Mass Transfer* 94:24–31. <https://doi.org/10.1016/j.icheatmasstransfer.2018.03.012>
- Knoope MMJ, Ramírez A, Faaij APC (2013) A state-of-the-art review of techno-economic models predicting the costs of CO₂ pipeline transport. *Int J Greenhouse Gas Control* 16(10):241–270. <https://doi.org/10.1016/j.ijggc.2013.01.005>
- Lee S, Yun S, Kim J-K (2019) Development of novel sub-ambient membrane systems for energy-efficient post-combustion CO₂ capture. *Appl Energy* 238:1060–1073. <https://doi.org/10.1016/j.apenergy.2019.01.130>
- Lei L, Yao C (2013) Simulation study on CO₂ removal technology from coal-bed methane with alkamine method. *Min Saf Environ Prot* 6:1–3. <https://doi.org/10.3969/j.issn.1008-4495.2013.06.001>
- Lewis T, Faubel DM, Winter DB, Hemminger PDJC (2011) CO₂ capture in amine-based aqueous solution: role of the gas-solution interface. *Angew Chem Int Ed Engl*. <https://doi.org/10.1002/ange.201101250>
- Li JL, Chen BH (2005) Review of CO₂ absorption using chemical solvents in hollow fiber membrane contactors. *Sep Purif Technol* 41(2):109–122. <https://doi.org/10.1016/j.seppur.2004.09.008>
- Li H, Lau HC, Huang S (2018a) China's coalbed methane development: a review of the challenges and opportunities in subsurface and surface engineering. *J Petrol Sci Eng* 166:621–635. <https://doi.org/10.1016/j.petrol.2018.03.047>
- Li X, Kang Y, Zhou L (2018b) Investigation of gas displacement efficiency and storage capability for enhanced CH₄ recovery and CO₂ sequestration. *J Petrol Sci Eng* 169:485–493. <https://doi.org/10.1016/j.petrol.2018.06.006>
- Li Y, Wang LA, Zhang Z, Hu X, Yin C, Cheng Z (2018c) Carbon dioxide absorption from biogas by amino acid salt promoted potassium carbonate solutions in a hollow fiber membrane contactor: a numerical study. *Energy Fuels* 32(3):3637–3646. <https://doi.org/10.1021/acs.energyfuels.7b03616>
- Li H, Li G, Kang J, Zhou F, Deng J (2019) Analytical model and experimental investigation of the adsorption thermodynamics of coalbed methane. *Adsorption* 25(2):201–216. <https://doi.org/10.1007/s10450-019-00028-2>
- Liang W, Zhang Z, Zhao B, Zhang H, Lu X, Qin Y (2013) Effect of long-term operation on the performance of polypropylene and polyvinylidene fluoride membrane contactors for CO₂ absorption. *Sep Purif Technol* 116(37):300–306. <https://doi.org/10.1016/j.seppur.2013.05.051>
- Lin CC, Chu CR (2015) Feasibility of carbon dioxide absorption by NaOH solution in a rotating packed bed with blade packings. *Int J Greenhouse Gas Control* 42:117–123. <https://doi.org/10.1016/j.ijggc.2015.07.035>
- Liu Z, Cheng Y, Dong J, Jiang J, Wang L, Li W (2018a) Master role conversion between diffusion and seepage on coalbed methane production: implications for adjusting suction pressure on extraction borehole. *Fuel* 223:373–384. <https://doi.org/10.1016/j.fuel.2018.03.047>
- Liu Z, Pan Z, Zhang Z, Liu P, Shang L, Li B (2018b) Effect of porous media and sodium dodecyl sulphate complex system on methane hydrate formation. *Energy Fuels* 32(5):5736–5749. <https://doi.org/10.1021/acs.energyfuels.8b00041>
- Liu SS, Guo X, Ren J (2018c) Comprehensive utilization status of coalbed methane in China. *Mod Chem Ind* 38(3), 4–8. <https://doi.org/10.16606/j.cnki.issn0253-4320.2018.03.002>
- Luis P, Van Gerven T, Van der Bruggen B (2012) Recent developments in membrane-based technologies for CO₂ capture. *Prog Energy Combust Sci* 38(3):419–448. <https://doi.org/10.1016/j.pecc.2012.01.004>
- Lv Y, Yu X, Tu S-T, Yan J, Dahlquist E (2012a) Experimental studies on simultaneous removal of CO₂ and SO₂ in a polypropylene hollow fiber membrane contactor. *Appl Energy* 97:283–288. <https://doi.org/10.1016/j.apenergy.2012.01.034>
- Lv YX, Xu CQ, Yan GH, Guo DY, Xiao Q (2012b) A review on CO₂ capture using membrane gas absorption technology. *Adv Mater Res* 616–618:1541–1545. <https://doi.org/10.4028/www.scientific.net/AMR.616-618.1541>
- Lv Q, Xiaosen L, Chungang X, Zhaoyang C, Gang L (2013) Progress of purification technology for low concentration coal-bed methane. *Chem Ind Eng Prog* 32(6):1267–1277. <https://doi.org/10.3969/j.issn.1000-6613.2013.06.011>
- Mallick N, Prabu V (2017) Energy analysis on coalbed methane (CBM) coupled power systems. *J CO₂ Utilization* 19:16–27. <https://doi.org/10.1016/j.jcou.2017.02.012>
- Mansourizadeh A (2012) Experimental study of CO₂ absorption/stripping via PVDF hollow fiber membrane contactor. *Chem Eng Res Des* 90(4):555–562. <https://doi.org/10.1016/j.cherd.2011.08.017>

- Mansourizadeh I, Matsuura AF (2010) Effect of operating conditions on the physical and chemical CO₂ absorption through the PVDF hollow fiber membrane contactor. *J Membr Sci* 353(1):192–200. <https://doi.org/10.1016/j.memsci.2010.02.054>
- Mansourizadeh A, Ismail AF, Matsuura T (2010) Effect of operating conditions on the physical and chemical CO₂ absorption through the PVDF hollow fiber membrane contactor. *J Membr Sci* 353(1):192–200. <https://doi.org/10.1016/j.memsci.2010.02.054>
- Marzouk SAM, Al-Marzouqi MH, El-Naas MH, Abdullatif N, Ismail ZM (2010) Removal of carbon dioxide from pressurized CO₂-CH₄ gas mixture using hollow fiber membrane contactors. *J Membr Sci* 351(1):21–27. <https://doi.org/10.1016/j.memsci.2010.01.023>
- Masoumi S, Rahimpour MR, Mehdipour M (2016) Removal of carbon dioxide by aqueous amino acid salts using hollow fiber membrane contactors. *J CO₂ Utilization* 16:42–49. <https://doi.org/10.1016/j.jcou.2016.05.008>
- Medeiros JLD, Grava WM, Nascimento JF, Araújo ODQF, Nakao A (2013) Simulation of an off-shore natural gas purification process for CO₂ removal with gas-liquid contactors employing aqueous solutions of ethanolamines. *Comput Aided Chem Eng* 52(22):7074–7089. <https://doi.org/10.1016/B978-0-444-59507-2.50151-7>
- Medina-Gonzalez Y, Lasseguette E, Rouch JC, Remigy JC (2012) Improving PVDF hollow fiber membranes for CO₂ gas capture. *Sep Sci Technol* 47(11):1596–1605. <https://doi.org/10.1080/01496395.2012.658942>
- Meng F, Wang H, Liao C (2018) Research progress of hydrate separation technology for biogas purification. *Chem Ind Eng Prog* 37(1), 68–79. <https://doi.org/10.16085/j.issn.1000-6613.2017-0798>
- Mesbah M, Momeni M, Soroush E, Shahsavari S, Galledari SA (2019) Theoretical study of CO₂ separation from CO₂/CH₄ gaseous mixture using 2-methylpiperazine-promoted potassium carbonate through hollow fiber membrane contactor. *J Environ Chem Eng* 7(1):102781. <https://doi.org/10.1016/j.jece.2018.11.026>
- Moore TA (2012) Coalbed methane: a review. *Int J Coal Geol* 101(6):36–81. <https://doi.org/10.1016/j.coal.2012.05.011>
- Nakhjiri AT, Heydarinasab A, Bakhtiari O, Mohammadi T (2018) The effect of membrane pores wettability on CO₂ removal from CO₂/CH₄ gaseous mixture using NaOH, MEA and TEA liquid absorbents in hollow fiber membrane contactor. *Chin J Chem Eng* 26(9):1845–1861. <https://doi.org/10.1016/j.cjche.2017.12.012>
- Pan Z, Liu Z, Zhang Z, Shang L, Ma S (2018) Effect of silica sand size and saturation on methane hydrate formation in the presence of SDS. *J Natl Gas Sci Eng* 56:266–280. <https://doi.org/10.1016/j.jngse.2018.06.018>
- Pashaei H, Ghaemi A, Nasiri M (2016) Modeling and experimental study on the solubility and mass transfer of CO₂ into aqueous DEA solution using a stirrer bubble column. *RSC Adv* 6(109):108075–108092. <https://doi.org/10.1039/c6ra22589f>
- Qi Z, Cussler E (1985) Microporous hollow fibers for gas absorption II: mass transfer across the membrane. *J Membr Sci* 23(3):333–345. [https://doi.org/10.1016/S0376-7388\(00\)83150-6](https://doi.org/10.1016/S0376-7388(00)83150-6)
- Qin Y, Ye JP (2015) A review on development of CBM industry in China. Paper presented at the AAPG Asia Pacific geoscience technology workshop (GTW) opportunities and advancements in coal bed methane in the Asia Pacific, Brisbane, Queensland, Australia, pp 12–13. <https://doi.org/10.1016/j.coal.2012.05.01110.1016/j.fuel.2016.03.065>
- Qiu M, Kong X, Fu K, Han S, Gao X, Chen X, Fan Y (2019) Optimization of microstructure and geometry of hydrophobic ceramic membrane for SO₂ absorption from ship exhaust. *AIChE J* 65(1):409–420. <https://doi.org/10.1002/aic.16416>
- Rahim NA, Ghasem N, Al-Marzouqi M (2015) Absorption of CO₂ from natural gas using different amino acid salt solutions and regeneration using hollow fiber membrane contactors. *J Nat Gas Sci Eng* 26:108–117. <https://doi.org/10.1016/j.jngse.2015.06.010>
- Rajabzadeh S, Yoshimoto S, Teramoto M, Al-Marzouqi M, Matsuyama H (2009) CO₂ absorption by using PVDF hollow fiber membrane contactors with various membrane structures. *Sep Purif Technol* 69(2):210–220. <https://doi.org/10.1016/j.seppur.2009.07.021>
- Razavi SMR, Razavi SMJ, Miri T, Shirazian S (2013) CFD simulation of CO₂ capture from gas mixtures in nanoporous membranes by solution of 2-amino-2-methyl-1-propanol and piperazine. *Int J Greenhouse Gas Control* 15(4):142–149. <https://doi.org/10.1016/j.ijggc.2013.02.011>
- Rezakazemi M, Niazi Z, Mirfendereski M, Shirazian S, Mohammadi T, Pak A (2011) CFD simulation of natural gas sweetening in a gas-liquid hollow-fiber membrane contactor. *Chem Eng J* 168(3):1217–1226. <https://doi.org/10.1016/j.cej.2011.02.019>
- Rezakazemi M, Darabi M, Soroush E, Mesbah M (2019) CO₂ absorption enhancement by water-based nanofluids of CNT and SiO₂ using hollow-fiber membrane contactor. *Sep Purif Technol* 210:920–926. <https://doi.org/10.1016/j.seppur.2018.09.005>
- Sarhosis V, Jaya AA, Thomas HR (2016) Economic modelling for coal bed methane production and electricity generation from deep virgin coal seams. *Energy* 107:580–594. <https://doi.org/10.1016/j.energy.2016.04.056>
- Scholz M, Melin T, Wessling M (2013) Transforming biogas into biomethane using membrane technology. *Renew Sustain Energy Rev* 17:199–212. <https://doi.org/10.1016/j.rser.2012.08.009>
- Shirazian S, Moghadassi A, Moradi S (2009) Numerical simulation of mass transfer in gas-liquid hollow fiber membrane contactors for laminar flow conditions. *Simul Model Pract Theory* 17(4):708–718. <https://doi.org/10.1016/j.simpat.2008.12.002>
- Simons K, Nijmeijer K, Mengers H, Brilman W, Wessling M (2010) Highly selective amino acid salt solutions as absorption liquid for CO₂ capture in gas-liquid membrane contactors. *Chemoschem* 3(8):939–947. <https://doi.org/10.1002/cssc.201000076>
- Stowe HM, Hwang GS (2017) Molecular insights into the enhanced rate of CO₂ absorption to produce bicarbonate in aqueous 2-amino-2-methyl-1-propanol. *Phys Chem Chem Phys* 19(47):32116. <https://doi.org/10.1039/c7cp05580c>
- Su X, Wang Q, Lin H, Song J, Guo H (2018) A combined stimulation technology for coalbed methane wells: Part 2. Application. *Fuel* 233:539–551. <https://doi.org/10.1016/j.fuel.2018.06.086>
- Sun H, Zhu HM (2009) Simulation and analysis of a liquefaction and separation process of low concentration CBM. *Cryogenics* 37(8):21–23. <https://doi.org/10.1016/j.memsci.2009.10.028>
- Sutanto S, Dijkstra JW, Pieterse JAZ, Boon J, Hauwert P, Brilman DWF (2017) CO₂ removal from biogas with supported amine sorbents: first technical evaluation based on experimental data. *Sep Purif Technol* 184:12–25. <https://doi.org/10.1016/j.seppur.2017.04.030>
- Taheri M, Mohebbi A, Hashemipour H, Rashidi AM (2016) Simultaneous absorption of carbon dioxide (CO₂) and hydrogen sulfide (H₂S) from CO₂-H₂S-CH₄ gas mixture using amine-based nanofluids in a wetted wall column. *J Nat Gas Sci Eng* 28:410–417. <https://doi.org/10.1016/j.jngse.2015.12.014>
- Tang J, Jie C, Guo Q, Hao F, Hua Y, Jie C, Yue W, Zeng D (2014) Kinetics research on mixed solvents of MDEA and enamine in natural gas decarbonization process. *J Nat Gas Sci Eng* 19(19):52–57. <https://doi.org/10.1016/j.jngse.2014.04.014>
- Tao L, Xiao P, Qader A, Webley PA (2019) CO₂ capture from high concentration CO₂ natural gas by pressure swing adsorption at the CO₂CRC Otway site, Australia. *Int J Greenhouse Gas Control* 83:1–10. <https://doi.org/10.1016/j.ijggc.2018.12.025>
- Wan YF (2014) Simulation analysis of CBM decarbonization process. *AIChE J* 34(7):149–152. <https://doi.org/10.1002/aic.16416>

- Wang Y, Lang X, Fan S (2013) Hydrate capture CO₂ from shifted synthesis gas, flue gas and sour natural gas or biogas. *J Energy Chem* 21(1):39–47. [https://doi.org/10.1016/S2095-4956\(13\)60004-2](https://doi.org/10.1016/S2095-4956(13)60004-2)
- Wang C, Zhang W, Xiong Y, Lu X (2014) Study on test parameters of oxygen liquefaction cold box for low-concentration coal-bed methane. *Min Saf Environ Protect* 41(4):26–28
- Warmuzinski K (2008) Harnessing methane emissions from coal mining. *Process Saf Environ Prot* 86(5):315–320. <https://doi.org/10.1016/j.psep.2008.04.003>
- Wu XN, Wang L, Zhang ZH, Li WY, Guo XF (2012) Experimental studies on CO₂ absorption in immersed hollow fiber membrane contactor. *Appl Mech Mater* 209–211:1571–1575. <https://doi.org/10.4028/www.scientific.net/AMM.209-211.1571>
- Xu J, Wu H, Wang Z, Qiao Z, Zhao S, Wang J (2018) Recent advances on the membrane processes for CO₂ separation. *Chin J Chem Eng* 26(11):2280–2291. <https://doi.org/10.1016/j.cjche.2018.08.020>
- Yan J, Zhang Z (2019) Carbon capture, utilization and storage (CCUS). *Appl Energy* 235:1289–1299. <https://doi.org/10.1016/j.apenergy.2018.11.019>
- Yan S, Fang M, Zhang W, Wang S, Xu Z, Luo Z, Cen K (2007) Experimental study on the separation of CO₂ from flue gas using hollow fiber membrane contactors without wetting. *Fuel Process Technol* 88(5):501–511. <https://doi.org/10.1016/j.fuproc.2006.12.007>
- Yan S, He Q, Zhao S, Wang Y, Ping A (2014a) Biogas upgrading by CO₂ removal with a highly selective natural amino acid salt in gas–liquid membrane contactor. *Chem Eng Process* 85:125–135. <https://doi.org/10.1016/j.cep.2014.08.009>
- Yan Y, Zhang Z, Li Z, Chen Y, Qiang T (2014b) Dynamic modeling of biogas upgrading in hollow fiber membrane contactors. *Energy Fuels* 28(9):5745–5755. <https://doi.org/10.1021/ef501435q>
- Yan S, He Q, Zhao S, Zhai H, Cao M, Ai P (2015a) CO₂ removal from biogas by using green amino acid salts: performance evaluation. *Fuel Process Technol* 129(129):203–212. <https://doi.org/10.1016/j.fuproc.2014.09.019>
- Yan Y, Zhien Z, Shuiping Y, Ju S-X, Li Z, Z (2015b) Simulation on the structure effects of hollow fiber membrane on CO₂ removal from flue gas. *J Chem Eng Chin Univ* 29(2):452–457. <https://doi.org/10.3969/j.issn.1003-9015.2015.02.032>
- Yuan S, Yang Z, Ji X, Chen Y, Sun Y, Lu X (2017) CO₂ absorption in mixed aqueous solution of MDEA and cholinium glycinate. *Energy Fuels* 31(7):7325–7333. <https://doi.org/10.1021/acs.energyfuels.7b00927>
- Zeng J, Cao, XX, Wan, XH, Li, YF (2017) Application research of a new composite decarburization method for coalbed methane China. *Chem Trade* 9(8):216–220. <https://doi.org/10.1016/j.apenergy.2018.09.189>
- Zhang Z (2015) CO₂ absorption in a hollow fiber membrane contactor and its sorption characteristics in a PVA facilitated transport membrane. Chongqing University, Chongqing
- Zhang Z (2016) Comparisons of various absorbent effects on carbon dioxide capture in membrane gas absorption (MGA) process. *J Nat Gas Sci Eng* 31:589–595. <https://doi.org/10.1016/j.jngse.2016.03.052>
- Zhang Z, Cai J, Chen F, Li H, Zhang W, Qi W (2018a) Progress in enhancement of CO₂ absorption by nanofluids: a mini review of mechanisms and current status. *Renew Energy* 118:527–535. <https://doi.org/10.1016/j.renene.2017.11.031>
- Zhang Z, Chen F, Rezakazemi M, Zhang W, Lu C, Chang H, Quan X (2018b) Modeling of a CO₂-piperazine-membrane absorption system. *Chem Eng Res Des* 131:375–384. <https://doi.org/10.1016/j.cherd.2017.11.024>
- Zhang N, Pan Z, Zhang L, Zhang Z (2019) Decarburization characteristics of coalbed methane by membrane separation technology. *Fuel* 242:470–478. <https://doi.org/10.1016/j.fuel.2019.01.087>
- Zhang WF, Shu JH (2014) Experimental study of CO₂ sequestration using glycinate-TEA. *Appl Mech Mater* 522–524:396–400. <https://doi.org/10.4028/www.scientific.net/AMM.522-524.396>
- Zhang Z, Wu X, Liang W, Zhao B, Li J, Zhang H (2017) Wetting mechanism of a PVDF hollow fiber membrane in immersed membrane contactors for CO₂ capture in the presence of monoethanolamine. *RSC Adv* 7(22):13451–13457. <https://doi.org/10.1039/C6RA28563E>
- Zhang Z, Yan Y, Chen Y, Zhang L (2014a) Investigation of CO₂ absorption in methyl-diethanolamine and 2-(1-piperazinyl)-ethylamine using hollow fiber membrane contactors: Part C. Effect of operating variables. *J Nat Gas Sci Eng* 20:58–66. <https://doi.org/10.1016/j.jngse.2014.06.008>
- Zhang Z, Yan Y, Li Z, Chen Y, Ju S (2014b) CFD investigation of CO₂ capture by methyl-diethanolamine and 2-(1-piperazinyl)-ethylamine in membranes: Part B. Effect of membrane properties. *J Nat Gas Sci Eng* 19(19):311–316. <https://doi.org/10.1016/j.jngse.2014.05.023>
- Zhang Z, Yan Y, Zhang L, Chen Y, Ran J, Pu G, Qin C (2014c) Theoretical study on CO₂ absorption from biogas by membrane contactors: effect of operating parameters. *Ind Eng Chem Res* 53(36):14075–14083. <https://doi.org/10.1021/ie502830k>
- Zheng D, Zhao D (2018) Research on development policy of coalbed methane industry in China's coal mining areas. *Coal Econ Res* 38(11), 60–65. <https://doi.org/10.13202/j.cnki.cer.2018.11.011>
- Zhong D, He S, Yan J, Ding K, Yang C (2014) An experimental study of using hydrate formation to enhance the methane recovery of low-concentration CBM. *Nat Gas Ind* 34(8):123–128. <https://doi.org/10.3787/j.issn.1000-0976.2014.08.020>
- Zhou H, Yang Q, Cheng Y, Ge C, Chen J (2014) Methane drainage and utilization in coal mines with strong coal and gas outburst dangers: a case study in Luling mine, China. *J Nat Gas Sci Eng* 20:357–365. <https://doi.org/10.1016/j.jngse.2014.07.023>