



HAL
open science

Local Multiple Traces Formulation for Electromagnetics: Stability and Preconditioning for Smooth Geometries

Alan Ayala, Xavier Claeys, Paul Escapil-Inchauspé, Carlos F. Jerez-Hanckes

► To cite this version:

Alan Ayala, Xavier Claeys, Paul Escapil-Inchauspé, Carlos F. Jerez-Hanckes. Local Multiple Traces Formulation for Electromagnetics: Stability and Preconditioning for Smooth Geometries. *Journal of Computational and Applied Mathematics*, 2022, 413, 10.1016/j.cam.2022.114356 . hal-03137241

HAL Id: hal-03137241

<https://hal.science/hal-03137241>

Submitted on 10 Feb 2021

HAL is a multi-disciplinary open access archive for the deposit and dissemination of scientific research documents, whether they are published or not. The documents may come from teaching and research institutions in France or abroad, or from public or private research centers.

L'archive ouverte pluridisciplinaire **HAL**, est destinée au dépôt et à la diffusion de documents scientifiques de niveau recherche, publiés ou non, émanant des établissements d'enseignement et de recherche français ou étrangers, des laboratoires publics ou privés.

Local Multiple Traces Formulation for Electromagnetics: Stability and Preconditioning for Smooth Geometries

Alan Ayala^a, Xavier Claeys^a, Paul Escapil-Inchauspé^b, Carlos Jerez-Hanckes^{c,*}

^a*Sorbonne Université, Université Paris-Diderot SPC, CNRS, Inria, Laboratoire Jacques-Louis Lions, équipe Alpines, Paris, France*

^b*School of Engineering, Pontificia Universidad Católica de Chile, Santiago, Chile*

^c*Faculty of Engineering and Sciences, Universidad Adolfo Ibáñez, Santiago, Chile*

Abstract

We consider the time-harmonic electromagnetic transmission problem for the unit sphere. Appealing to a vector spherical harmonics analysis, we prove the first stability result of the local multiple trace formulation (MTF) for electromagnetics, originally introduced by Hiptmair and Jerez-Hanckes [Adv. Comp. Math. **37** (2012), 37-91] for the acoustic case, paving the way towards an extension to general piecewise homogeneous scatterers. Moreover, we investigate preconditioning techniques for the local MTF scheme and study the accumulation points of induced operators. In particular, we propose a novel second-order inverse approximation of the operator. Numerical experiments validate our claims and confirm the relevance of the preconditioning strategies.

Keywords: Maxwell Scattering, Multiple Traces Formulation, Vector Spherical Harmonics, Preconditioning, Boundary Element Method

1. Introduction

Developing efficient computational methods for modeling electromagnetic wave scattering by composite objects in unbounded space remains a challenging problem raising many technical and theoretical issues. Due to their rigorous account of radiation conditions, boundary integral representations are among the preferred choices despite the cumbersome electric and magnetic field integral operators. However, when dealing with many subdomains, the problem can become daunting computationally leading to high memory and CPU requirements. Several boundary approaches have been proposed to tackle electromagnetic wave transmission problems by homogeneous scatterers in the frequency domain [1, 2, 3, 4, 5, 6]. For instance, the Poggio-Miller-Chang-Harrington-Wu and Tsai formulation (PMCHWT), also referred to as Single Trace Formulation (STF), has been shown to be useful for a number of applications and amenable to significant improvements in terms of preconditioning –when using iterative solvers– for the case of separated scatterers [7, 8]. For Laplace, Helmholtz and Maxwell’s equations, *Multiple Traces Formulations* (MTFs) [1, 2] were introduced as a mean to solve transmission problems by multiple connected scatterers and allowing to use Calderón-based preconditioners. Though theoretical aspects for Maxwell scattering are now fully available for *global MTFs* [9, 10] their implementation is extremely cumbersome. Oppositely, local versions of the MTF [1, 11, 12, 13, 14] are easily implemented and parallelized and though theoretical results for acoustic and static versions are available, in the electromagnetic case similar results remain elusive. Regarding Maxwell’s equations, preconditioning

^{*}This work received the support from ECOS-Conicyt under grant C15E07. The first and second author would also like to acknowledge support from the French National Research Agency (ANR) under grant ANR-15-CE23-0017-01. C. Jerez-Hanckes thanks the support of Fondecyt Regular 1171491.

^{*}Corresponding author

Email address: carlos.jerez@uai.cl (Carlos Jerez-Hanckes)

is crucial as STF and MTFs incorporate *electric field integral operators*. These commonly generate highly ill-conditioned linear systems and lead to solver time being the bottleneck of such schemes, or even to stagnation of iterative solvers (refer e.g. to [15]).

In the present contribution, we investigate various theoretical aspects of the local MTF applied to Maxwell's equations. We will focus on a geometrical configuration made up by two smooth subdomains and one interface. A large part of this article actually assumes that the interface is a sphere, which is still relevant as conclusions for general smooth interfaces can be drawn from this particular case arguing by compact perturbation. In this canonical setting, one can directly use of separation of variables via vector spherical harmonics. One of our main results is the derivation of a Gårding-type inequality for the local MTF in the electromagnetic context (see Theorem 2).

We also study in detail the essential spectrum of the local MTF operator and its preconditioned variants, not thoroughly studied before to our knowledge. We exhibit surprisingly simple formulas –(32) and (34)– for these accumulation points. Finally, we propose and analyze several preconditioning techniques for the local MTF, looking for strategies that (i) reduce as much as possible the number of accumulation points in the spectrum of the preconditioned operator; and, (ii) lead to a *second-kind Fredholm operator* on smooth surfaces –a compact perturbation of the identity operator.

The outline of this article is as follows. In Sections 2 and 3 we set the problem under study and introduce a necessary notation and definitions related to trace spaces and potential theory. In Section 4 we derive the local MTF for Maxwell's equations. In Section 5 we show that the kernel of this operator is trivial. In Section 6 and 6.3 we apply separation of variables to the local MTF operator and study the asymptotics of its spectrum. In Section 7 we use separation of variables to establish a Gårding-type inequality thus proving that the local MTF operator is an isomorphism that, under conforming Galerkin discretization, leads to quasi-optimal numerical methods. Section 8 describes several preconditioning strategies along with numerical tests to discuss their performances. Finally, concluding remarks are provided in Section 9.

2. Problem setting and functional spaces

We consider a partition of free space as $\mathbb{R}^3 = \overline{\Omega}_0 \cup \overline{\Omega}_1$ in two smooth open subdomains such that $\Omega_0 = \mathbb{R}^3 \setminus \overline{\Omega}_1$ (see Fig. 1). We set $\Gamma := \partial\Omega_0 = \partial\Omega_1$ and let \mathbf{n}_j , $j = 0, 1$, refer to the unit normal vector to Γ_j directed toward the exterior of Ω_j , so that we have $\mathbf{n}_0 = -\mathbf{n}_1$. Let $\epsilon_j > 0$ (resp. $\mu_j > 0$) refer to the electric permittivity (resp. magnetic permeability) in the domain Ω_j .

We are interested in computing the scattering of an incident electromagnetic wave $(\mathbf{E}_{\text{inc}}, \mathbf{H}_{\text{inc}})$ propagating in time-harmonic regime at pulsation $\omega > 0$. To simplify matters, we require that $\mathbf{curl}(\mathbf{E}_{\text{inc}}) - \omega\mu_0\mathbf{H}_{\text{inc}} = 0$ and $\mathbf{curl}(\mathbf{H}_{\text{inc}}) + \omega\epsilon_0\mathbf{E}_{\text{inc}} = 0$ in \mathbb{R}^3 : the incident field may, for example, be a plane wave. The equations for the total electromagnetic field (\mathbf{E}, \mathbf{H}) under consideration read

$$\begin{cases} \mathbf{curl}(\mathbf{E}) - \omega\mu_j\mathbf{H} = 0 & \text{in } \Omega_j \\ \mathbf{curl}(\mathbf{H}) + \omega\epsilon_j\mathbf{E} = 0 & \text{in } \Omega_j \\ |\sqrt{\mu_0}(\mathbf{H} - \mathbf{H}_{\text{inc}}) \times \hat{\mathbf{x}} - \sqrt{\epsilon_0}(\mathbf{E} - \mathbf{E}_{\text{inc}})| = \mathcal{O}_{|\mathbf{x}| \rightarrow \infty}(|\mathbf{x}|^{-2}) \end{cases} \quad (1)$$

$$\begin{cases} \mathbf{n}_0 \times \mathbf{E}|_{\Gamma_0} + \mathbf{n}_1 \times \mathbf{E}|_{\Gamma_1} = 0 \\ \mathbf{n}_0 \times \mathbf{H}|_{\Gamma_0} + \mathbf{n}_1 \times \mathbf{H}|_{\Gamma_1} = 0 \end{cases} \quad (2)$$

In addition, in (1) the last equation is referred to as the Silver-Müller radiation condition [16, 17] wherein $\hat{\mathbf{x}} := \mathbf{x}/|\mathbf{x}|$. In (2) the notation " $\mathbf{E}|_{\Gamma_j}$ " (resp. " $\mathbf{H}|_{\Gamma_j}$ ") should be understood as the trace taken at Γ from the interior of Ω_j –precise definitions provided in Section 3. One can reformulate (1)–(2) as a second order transmission boundary value problem, which is the basis of

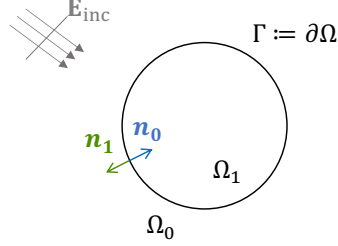


Figure 1: Problem representation. Observe normal definitions.

the Stratton-Chu potential theory. Specifically,

$$\begin{cases} \mathbf{curl curl}(\mathbf{E}) - \kappa_j^2 \mathbf{E} = 0 & \text{in } \Omega_j \\ |\mathbf{curl}(\mathbf{E} - \mathbf{E}_{\text{inc}}) \times \hat{\mathbf{x}} - \nu \kappa_0 (\mathbf{E} - \mathbf{E}_{\text{inc}})|_1 = \mathcal{O}_{|\mathbf{x}| \rightarrow \infty}(|\mathbf{x}|^{-2}) \end{cases} \quad (3)$$

$$\begin{cases} \mathbf{n}_0 \times \mathbf{E}|_{\Gamma_0} + \mathbf{n}_1 \times \mathbf{E}|_{\Gamma_1} = 0 \\ \mu_0^{-1} \mathbf{n}_0 \times \mathbf{curl}(\mathbf{E})|_{\Gamma_0} + \mu_1^{-1} \mathbf{n}_1 \times \mathbf{curl}(\mathbf{E})|_{\Gamma_1} = 0 \end{cases} \quad (4)$$

In the equations above we defined the effective wavenumber in each subdomain:

$$\kappa_j := \omega \sqrt{\mu_j \epsilon_j} \quad j = 0, 1. \quad (5)$$

We study the solution of this problem by means of a boundary integral formulation. As mentioned before, several possible formulations but we focus here on local MTF. As a complete stability analysis of the local MTF for the electromagnetic case is not presently available, we concentrate on the following special case.

Assumption 1. Ω_1 is the unit ball and Γ is the unit sphere.

This will allow for explicit calculus by means of separation of variables which will help investigate and clarify the structure of operators associated to the local MTF.

3. Trace spaces and operators

We refer to [17] for a detailed survey of vector functional spaces for Maxwell's equations. We introduce three interior trace operators taken from the *interior* of Ω_j and are defined, for all $\mathbf{U} \in [\mathcal{C}^\infty(\mathbb{R}^3)]^3$, the space of infinitely differentiable volume vector fields, as

$$\gamma_{\text{T}}^j(\mathbf{U}) := \mathbf{U}|_{\Gamma} \times \mathbf{n}_j, \quad \gamma_{\text{R}}^j(\mathbf{U}) := \mathbf{curl}(\mathbf{U})|_{\Gamma} \times \mathbf{n}_j, \quad \gamma^j(\mathbf{U}) := (\gamma_{\text{T}}^j(\mathbf{U}), \gamma_{\text{R}}^j(\mathbf{U})). \quad (6)$$

By density, one can show $\gamma_{\text{T}}^j, \gamma_{\text{R}}^j : \mathbf{H}(\mathbf{curl}, \bar{\Omega}_j) \rightarrow \mathbf{H}^{-\frac{1}{2}}(\text{div}, \Gamma_j)$ and $\gamma^j : \mathbf{H}(\mathbf{curl}, \bar{\Omega}_j) \rightarrow \mathbf{H}^{-\frac{1}{2}}(\text{div}, \Gamma_j)^2$, where $\mathbf{H}^{-\frac{1}{2}}(\text{div}, \Gamma)$ refers to the space of tangential traces of volume-based vector fields. The space $\mathbf{H}^{-\frac{1}{2}}(\text{div}, \Gamma_j)$ is put in duality with itself via the bilinear form:

$$(\mathbf{u}, \mathbf{v}) \mapsto \int_{\Gamma} \mathbf{n}_j \cdot (\mathbf{u} \times \mathbf{v}) d\sigma.$$

The trace operators $\gamma_{\text{T},c}^j$ (resp. $\gamma_{\text{R},c}^j, \gamma_c^j$) refer to exactly the same operators as (6) but with traces taken from the exterior along the same direction of \mathbf{n}_j . Then, we shall define jump and averages traces as

$$\begin{aligned} \{\gamma_{\star}^j\}(\mathbf{U}) &:= \frac{1}{2}(\gamma_{\star}^j(\mathbf{U}) + \gamma_{\star,c}^j(\mathbf{U})) \\ [\gamma_{\star}^j](\mathbf{U}) &:= \gamma_{\star}^j(\mathbf{U}) - \gamma_{\star,c}^j(\mathbf{U}) \quad \text{for } \star = \text{T, R,} \end{aligned}$$

and define $\{\gamma^j\}$ and $[\gamma^j]$ accordingly.

We also need to introduce duality pairings for $\mathbf{H}^{-\frac{1}{2}}(\text{div}, \Gamma)^2 = \mathbf{H}^{-\frac{1}{2}}(\text{div}, \Gamma) \times \mathbf{H}^{-\frac{1}{2}}(\text{div}, \Gamma)$ defined by

$$[(\mathbf{u}, \mathbf{f}), (\mathbf{v}, \mathbf{q})]_{\Gamma_j} := \int_{\Gamma_j} \mathbf{n}_j \cdot (\mathbf{u} \times \mathbf{q} + \mathbf{p} \times \mathbf{f}) d\sigma. \quad (7)$$

MTFs will be written in a so-called multiple traces space and obtained as the Cartesian product of traces on the boundary of each subdomain. In the present context, it takes the simple form:

$$\mathbb{H}(\Sigma) := \mathbf{H}^{-\frac{1}{2}}(\text{div}, \Gamma)^2 \times \mathbf{H}^{-\frac{1}{2}}(\text{div}, \Gamma)^2 = \mathbf{H}^{-\frac{1}{2}}(\text{div}, \Gamma)^4. \quad (8)$$

This space will be equipped with a bilinear pairing $[[\cdot, \cdot]] : \mathbb{H}(\Sigma) \times \mathbb{H}(\Sigma) \rightarrow \mathbb{C}$ defined as follows. For any tuples $\mathbf{u} = (\mathbf{u}_0, \mathbf{u}_1)$, $\mathbf{v} = (\mathbf{v}_0, \mathbf{v}_1)$ in $\mathbb{H}(\Sigma)$, we set

$$[[\mathbf{u}, \mathbf{v}]] := [\mathbf{u}_0, \mathbf{v}_0]_{\Gamma_0} + [\mathbf{u}_1, \mathbf{v}_1]_{\Gamma_1}. \quad (9)$$

Note the identity $[[\mathbf{u}, \mathbf{v}]] = -[[\mathbf{v}, \mathbf{u}]]$ for any $\mathbf{u}, \mathbf{v} \in \mathbb{H}(\Sigma)$.

4. Local Multiple Traces Operator

As expected, we heavily rely on potential theory in the context electromagnetics, i.e. Stratton-Chu theory [18]. In the sequel, let $\mathcal{G}_\kappa(\mathbf{x}) := \exp(i\kappa|\mathbf{x}|)/(4\pi|\mathbf{x}|)$ refer to the outgoing Green's kernel for the Helmholtz equation with wavenumber $\kappa > 0$.

Next, we define the boundary integral potentials: for $\mathbf{u} = (\mathbf{u}, \mathbf{p}) \in \mathbf{H}^{-\frac{1}{2}}(\text{div}, \Gamma)^2$, we set

$$\mathbf{G}_\kappa(\mathbf{u})(\mathbf{x}) := \text{DL}_\kappa(\mathbf{u})(\mathbf{x}) + \text{SL}_\kappa(\mathbf{p})(\mathbf{x})$$

$$\text{where } \text{SL}_\kappa(\mathbf{p})(\mathbf{x}) := \kappa^{-2} \int_{\Gamma} (\nabla \mathcal{G}_\kappa)(\mathbf{x} - \mathbf{y}) \text{div}_\Gamma \mathbf{p}(\mathbf{y}) d\sigma(\mathbf{y}) + \int_{\Gamma} \mathcal{G}_\kappa(\mathbf{x} - \mathbf{y}) \mathbf{p}(\mathbf{y}) d\sigma(\mathbf{y}),$$

$$\text{DL}_\kappa(\mathbf{u})(\mathbf{x}) := \mathbf{curl} \int_{\Gamma} \mathcal{G}_\kappa(\mathbf{x} - \mathbf{y}) \mathbf{u}(\mathbf{y}) d\sigma(\mathbf{y}).$$

The potential operator \mathbf{G}_κ maps continuously $\mathbf{H}^{-\frac{1}{2}}(\text{div}, \Gamma)^2$ into $\mathbf{H}_{\text{loc}}(\mathbf{curl}, \Omega_0)$ and satisfies $(\mathbf{curl} \mathbf{curl} - \kappa_0^2) \mathbf{G}_\kappa(\mathbf{u}) = 0$ in Ω_0 as well as Silver-Müller's radiation condition at infinity, regardless of $\mathbf{u} \in \mathbf{H}^{-\frac{1}{2}}(\text{div}, \Gamma)^2$. A similar result also holds in Ω_1 . The potential operator plays a central role in the derivation of boundary integral equations as it can be used to represent solution to homogeneous Maxwell equations according to the Stratton-Chu integral representation theorem [18].

Theorem 1. *Let $\mathbf{U} \in \mathbf{H}_{\text{loc}}(\mathbf{curl}, \Omega_j)$ satisfy $\mathbf{curl} \mathbf{curl}(\mathbf{U}) - \kappa_j^2 \mathbf{U} = 0$ in Ω_j , $j = 0, 1$. For $j = 0$ assume in addition that $|\mathbf{curl}(\mathbf{U}) \times \hat{\mathbf{x}} - i\kappa_0 \mathbf{U}| = \mathcal{O}(|\mathbf{x}|^{-2})$ for $|\mathbf{x}| \rightarrow \infty$. Then we have $\mathbf{G}_\kappa(\gamma^j(\mathbf{U}))(\mathbf{x}) = 1_{\Omega_j}(\mathbf{x}) \mathbf{U}(\mathbf{x})$ for all $\mathbf{x} \in \mathbb{R}^3$.*

On the other hand, the jumps of trace of the potential operator follow a simple and explicit expression.

Proposition 1. *For any $\mathbf{u} \in \mathbf{H}^{-\frac{1}{2}}(\text{div}, \Gamma)^2$ we have $[\gamma^j] \cdot \mathbf{G}_\kappa(\mathbf{u}) = \mathbf{u}$.*

In the forthcoming analysis, we shall make intensive use of the operator $\mathbf{A}_\kappa^j := 2\{\gamma^j\} \cdot \mathbf{G}_\kappa$. It is clear that $\{\gamma_{\text{T}}^j\} \cdot \text{DL}_\kappa = \{\gamma_{\text{R}}^j\} \cdot \text{SL}_\kappa$. On the other hand, since the vector Helmholtz equation is satisfied by $\int_{\Gamma} \mathcal{G}_\kappa(\mathbf{x} - \mathbf{y}) \mathbf{u}(\mathbf{y}) d\sigma(\mathbf{y})$, we find that that $\{\gamma_{\text{R}}^j\} \cdot \text{DL}_\kappa = \kappa^2 \{\gamma_{\text{T}}^j\} \cdot \text{SL}_\kappa$. As a consequence, the operator \mathbf{A}_κ^j can be represented in matrix form as

$$\mathbf{A}_\kappa^j := \begin{bmatrix} \mathbf{K}_\kappa^j & \kappa^{-1} \mathbf{V}_\kappa^j \\ \kappa \mathbf{V}_\kappa^j & \mathbf{K}_\kappa^j \end{bmatrix} \quad \text{where} \quad \begin{cases} \mathbf{V}_\kappa^j := \frac{2}{\kappa} \{\gamma_{\text{R}}^j\} \cdot \text{DL}_\kappa, \\ \mathbf{K}_\kappa^j := 2\{\gamma_{\text{T}}^j\} \cdot \text{DL}_\kappa. \end{cases} \quad (10)$$

Observe that, for a given κ we have $\mathbf{A}_\kappa^0 = -\mathbf{A}_\kappa^1$ due to the change in the orientation of the normals $\mathbf{n}_0 = -\mathbf{n}_1$. The operators (10) can be used to characterise solutions of Maxwell's equations in a given subdomain.

Proposition 2. *The operator $\gamma^j \mathbf{G}_\kappa = \frac{1}{2}(\text{Id} + \mathbf{A}_\kappa^j)$ is a continuous projector as a mapping from $\mathbf{H}^{-\frac{1}{2}}(\text{div}, \Gamma)^2$ into $\mathbf{H}^{-\frac{1}{2}}(\text{div}, \Gamma)^2$. Its range is the space of traces $\gamma^j(\mathbf{U})$ where $\mathbf{U} \in \mathbf{H}_{\text{loc}}(\mathbf{curl}, \Omega_j)$ satisfies $\mathbf{curl curl}(\mathbf{U}) - \kappa^2 \mathbf{U} = 0$ in Ω_j , as well as $|\mathbf{curl}(\mathbf{U}) \times \hat{\mathbf{x}} - \iota \kappa_0 \mathbf{U}| = \mathcal{O}(|\mathbf{x}|^{-2})$ for $|\mathbf{x}| \rightarrow \infty$ if $j = 0$.*

An immediate consequence of the above proposition is that $(\mathbf{A}_\kappa^j)^2 = \text{Id}$, known as Calderón's identity. As the incident field is a solution to Maxwell's equations with wavenumber κ_0 on \mathbb{R}^3 —which includes Ω_1^- , then so that $(\mathbf{A}_{\kappa_0}^1 - \text{Id})\gamma^1(\mathbf{E}_{\text{inc}}) = 0$ according to the proposition above. Since on the other hand, it holds that $\mathbf{A}_{\kappa_0}^1 = -\mathbf{A}_{\kappa_0}^0$ and $\gamma^0(\mathbf{E}_{\text{inc}}) = -\gamma^1(\mathbf{E}_{\text{inc}})$ (continuity of \mathbf{E}_{inc} across interfaces), we conclude that $\mathbf{A}_{\kappa_0}^0 \gamma^1(\mathbf{E}_{\text{inc}}) = -\gamma^1(\mathbf{E}_{\text{inc}})$. Using Proposition 2, we also see that equations (3) can be reformulated as $(\mathbf{A}_{\kappa_1}^1 - \text{Id})\gamma^1(\mathbf{E}) = 0$ on the one hand, and $(\mathbf{A}_{\kappa_0}^0 - \text{Id})(\gamma^0(\mathbf{E}) - \gamma^0(\mathbf{E}_{\text{inc}})) = 0$ on the other hand. The latter is equivalent to $(\mathbf{A}_{\kappa_0}^0 - \text{Id})\gamma^0(\mathbf{E}) = -2\gamma^0(\mathbf{E}_{\text{inc}})$.

Next, we need to reformulate the transmission conditions (4). Since these conditions are weighted by the permeability coefficients μ_j , we introduce scaling operators:

$$\tau_\alpha : \mathbf{H}^{-\frac{1}{2}}(\text{div}, \Gamma)^2 \rightarrow \mathbf{H}^{-\frac{1}{2}}(\text{div}, \Gamma)^2,$$

defined by $\tau_\alpha(\mathbf{v}, \mathbf{q}) := (\mathbf{v}, \alpha \mathbf{q})$. The transmission conditions then are rewritten as

$$\tau_{\omega\mu_0}^{-1} \gamma^0(\mathbf{E}) + \tau_{\omega\mu_1}^{-1} \gamma^1(\mathbf{E}) = 0. \quad (11)$$

For the sake of conciseness, we will thus choose $\mathbf{u}_j = \tau_{\omega\mu_j}^{-1} \gamma^j(\mathbf{E})$ as unknowns of our problem. As a consequence, (3)–(4) be cast as

$$\begin{cases} (\mathbf{A}_{\kappa_0, \mu_0}^0 - \text{Id})\mathbf{u}_0 = -2\tau_{\omega\mu_0}^{-1} \gamma^0(\mathbf{E}_{\text{inc}}), \\ (\mathbf{A}_{\kappa_1, \mu_1}^1 - \text{Id})\mathbf{u}_1 = 0 \\ \mathbf{u}_0 + \mathbf{u}_1 = 0. \end{cases} \quad (12)$$

where $\epsilon = \kappa^2/(\omega^2\mu)$ so that $\omega\mu/\kappa = \sqrt{\mu/\epsilon}$ and we can define the scaled operators:

$$\mathbf{A}_{\kappa, \mu}^j := \tau_{\omega\mu}^{-1} \cdot \mathbf{A}_\kappa^j \cdot \tau_{\omega\mu} = \begin{bmatrix} \sqrt{\mu/\epsilon} \mathbf{K}_\kappa^j & \sqrt{\mu/\epsilon} \mathbf{V}_\kappa^j \\ \sqrt{\epsilon/\mu} \mathbf{V}_\kappa^j & \mathbf{K}_\kappa^j \end{bmatrix}. \quad (13)$$

With this definition, we have $(\mathbf{A}_{\kappa, \mu}^j)^2 = \text{Id}$. Now, let us rewrite (12) in a matrix form. We first introduce the continuous map $\mathbf{A}_{(\kappa, \mu)} : \mathbb{H}(\Sigma) \rightarrow \mathbb{H}(\Sigma)$ as a block diagonal operator $\mathbf{A}_{(\kappa, \mu)}(\mathbf{u}) := (\mathbf{A}_{\kappa_0, \mu_0}^0(\mathbf{u}_0), \mathbf{A}_{\kappa_1, \mu_1}^1(\mathbf{u}_1))$ for any $\mathbf{u} = (\mathbf{u}_0, \mathbf{u}_1) \in \mathbb{H}(\Sigma)$. The first two rows of (12) can be rewritten as

$$(\mathbf{A}_{(\kappa, \mu)} - \text{Id})\mathbf{u} = \mathbf{f} \quad (14)$$

where $\mathbf{u} = (\mathbf{u}_0, \mathbf{u}_1)$ and $\mathbf{f} = (-2\tau_{\omega\mu_0}^{-1} \gamma^0(\mathbf{E}_{\text{inc}}), 0)$. To enforce transmission conditions, we also need to consider an operator $\Pi : \mathbb{H}(\Sigma) \rightarrow \mathbb{H}(\Sigma)$ whose action consists in swapping traces from both sides of the interface. It is defined by $\Pi(\mathbf{u}_0, \mathbf{u}_1) := (\mathbf{u}_1, \mathbf{u}_0)$ for both \mathbf{u}_0 and \mathbf{u}_1 in $\mathbf{H}^{-\frac{1}{2}}(\text{div}, \Gamma)^2$, so that transmission conditions simply rewrite $\mathbf{u} = -\Pi(\mathbf{u})$. Plugging the transmission operator into (14) leads to the local MTF of (3)–(4):

$$\begin{cases} \text{Find } \mathbf{u} \in \mathbb{H}(\Gamma) \text{ such that} \\ \text{MTF}_{\text{loc}}(\mathbf{u}) = \mathbf{f} \end{cases} \quad (15)$$

$$\text{wherein } \text{MTF}_{\text{loc}} := \mathbf{A}_{(\kappa, \mu)} + \Pi = \begin{bmatrix} \mathbf{A}_{\kappa_0, \mu_0}^0 & \text{Id} \\ \text{Id} & \mathbf{A}_{\kappa_1, \mu_1}^1 \end{bmatrix}. \quad (16)$$

5. Injectivity of local MTF for one subdomain

We now prove the injectivity of the operator MTF_{loc} introduced above. Assume that $\mathbf{u} = (\mathbf{u}_0, \mathbf{u}_1) \in \mathbb{H}(\Sigma)$ satisfies $\mathbf{u} \in \text{Ker}(\text{MTF}_{\text{loc}})$ which writes explicitly

$$\begin{bmatrix} \mathbf{A}_{\kappa_0, \mu_0}^0 & \text{Id} \\ \text{Id} & \mathbf{A}_{\kappa_1, \mu_1}^1 \end{bmatrix} \begin{bmatrix} \mathbf{u}_0 \\ \mathbf{u}_1 \end{bmatrix} = 0. \quad (17)$$

In accordance with Theorem 1, we define the (radiating) solution $\mathbf{U}(\mathbf{x}) := \mathbf{G}_{\kappa_j}(\tau_{\omega\mu_j}(\mathbf{u}_j))(\mathbf{x})$ for $\mathbf{x} \in \Omega_j, j = 0, 1$. Taking interior traces, scaling both formulas, and using that \mathbf{u} solves (17) yields:

$$\begin{aligned} \tau_{\omega\mu_0}^{-1} \gamma^0(\mathbf{U}) &= (\text{Id} + \mathbf{A}_{\kappa_0, \mu_0}^0) \mathbf{u}_0 = \mathbf{u}_0 - \mathbf{u}_1, \\ \tau_{\omega\mu_1}^{-1} \gamma^1(\mathbf{U}) &= (\text{Id} + \mathbf{A}_{\kappa_1, \mu_1}^1) \mathbf{u}_1 = \mathbf{u}_1 - \mathbf{u}_0, \end{aligned}$$

hence the trace jump $\tau_{\omega\mu_0}^{-1} \gamma^0(\mathbf{U}) + \tau_{\omega\mu_1}^{-1} \gamma^1(\mathbf{U}) = 0$, leading to the conclusion that \mathbf{U} is a Maxwell solution over the whole \mathbb{R}^3 . By uniqueness of the Maxwell radiating solution [16, 17], it holds that $\mathbf{U} \equiv 0$, and so

$$\begin{aligned} \mathbf{u}_0 - \mathbf{u}_1 &= 0, \\ (\text{Id} + \mathbf{A}_{\kappa_0, \mu_0}^0) \mathbf{u}_0 &= 0, \\ (\text{Id} + \mathbf{A}_{\kappa_1, \mu_1}^1) \mathbf{u}_1 &= 0. \end{aligned}$$

Thus, \mathbf{u}_j is Cauchy data in $\Omega_j^c := \mathbb{R}^3 \setminus \bar{\Omega}_j$ for wavenumber κ_j . Set $\mathbf{U}^c(\mathbf{x}) = (-1)^j \mathbf{G}_{\kappa_j}(\tau_{\omega\mu_j}(\mathbf{u}_j))(\mathbf{x})$ for $\mathbf{x} \in \Omega_j^c, j = 0, 1$, and repeating the same arguments as above yields

$$\begin{aligned} \tau_{\omega\mu_0}^{-1} \gamma_c^0(\mathbf{U}^c) &= (-\text{Id} + \mathbf{A}_{\kappa_0, \mu_0}^0) \mathbf{u}_0 = -(\mathbf{u}_0 + \mathbf{u}_1), \\ \tau_{\omega\mu_1}^{-1} \gamma_c^1(\mathbf{U}^c) &= (+\text{Id} - \mathbf{A}_{\kappa_1, \mu_1}^1) \mathbf{u}_1 = +(\mathbf{u}_1 + \mathbf{u}_0), \end{aligned}$$

giving $\tau_{\omega\mu_0}^{-1} \gamma_c^0(\mathbf{U}^c) + \tau_{\omega\mu_1}^{-1} \gamma_c^1(\mathbf{U}^c) = 0$. We see that \mathbf{U}^c is solution to a one-subdomain transmission problem with homogeneous source term. Such a problem admits zero as unique solution which yields $\mathbf{U}^c \equiv 0$. Finally, $\tau_{\omega\mu_j}(\mathbf{u}_j) = [\gamma^j] \cdot \mathbf{G}_{\kappa_j}(\tau_{\omega\mu_j}(\mathbf{u}_j)) = \gamma^j(\mathbf{U}) - (-1)^j \gamma_c^j(\mathbf{U}^c) = 0$ leading to $\mathbf{u}_0 = \mathbf{u}_1 = 0$. We have established the following lemma.

Proposition 3. *Under the assumptions of Section 2 we have $\text{Ker}(\text{MTF}_{\text{loc}}) = \{\mathbf{0}\}$.*

6. Spectral Analysis of the local MTF operator for Maxwell equations

We are interested in deriving an explicit expression of operator (15) and analyzing the eigenvalues of the preconditioned formulations. As the present geometrical setting is spherically symmetric, this can be obtained by means of separation of variables based on spherical harmonics.

6.1. Tangential Spherical harmonics

Any tangential vector field

$$\mathbf{u} \in \mathbf{L}_T^2(\Gamma) := \left\{ \mathbf{v} : \Gamma \rightarrow \mathbb{C}, \mathbf{v}(\mathbf{x}) \cdot \mathbf{x} = 0 : \quad \forall \mathbf{x} \in \Gamma, \|\mathbf{v}\|_{\mathbf{L}_T^2(\Gamma)}^2 := \int_{\Gamma} |\mathbf{v}|^2 d\sigma < +\infty \right\}$$

can be decomposed as [19, 20]

$$\begin{aligned} \mathbf{u}(\mathbf{x}) &= \sum_{n=0}^{+\infty} \sum_{|m| \leq n} u_{n,m}^{\parallel} \mathbf{X}_{n,m}^{\parallel}(\mathbf{x}) + u_{n,m}^{\times} \mathbf{X}_{n,m}^{\times}(\mathbf{x}) \\ \text{with } \mathbf{X}_{n,m}^{\parallel} &:= \frac{1}{\sqrt{n(n+1)}} \nabla_{\Gamma} Y_n^m, \quad \mathbf{X}_{n,m}^{\times} := \mathbf{n}_1 \times \mathbf{X}_{n,m}^{\parallel}. \end{aligned} \quad (18)$$

where ∇_Γ is the surface gradient. Denoting $(\theta, \varphi) \in [0, \pi] \times [0, 2\pi]$ the spherical coordinates on Γ , spherical harmonics (see e.g [21, §14.30]) are defined by

$$Y_n^m(\theta, \varphi) := \sqrt{\frac{2n+1}{4\pi}} \sqrt{\frac{(n-|m|)!}{(n+|m|)!}} P_n^{|m|}(\cos \theta) \exp(im\varphi). \quad (19)$$

In the definition above, the functions $P_n^m(t), m \geq 0, t \in [0, 1]$ refer to the associated Legendre functions, see e.g. [22, §7.12]. The tangent fields $\mathbf{X}_{n,m}^\parallel, \mathbf{X}_{n,m}^\times$ form an orthonormal Hilbert basis of $L_T^2(\Gamma)$. Let us denote $\mathbf{X}_{n,m}(\mathbf{x}) := [\mathbf{X}_{n,m}^\parallel(\mathbf{x}), \mathbf{X}_{n,m}^\times(\mathbf{x})]$ so that Expansion (18) can be rewritten in the more compact form

$$\mathbf{u}(\mathbf{x}) = \sum_{n=0}^{+\infty} \sum_{|m| \leq n} \mathbf{X}_{n,m}(\mathbf{x}) \cdot u_{n,m} \quad (20)$$

for a collection of coordinate vectors $u_{n,m} = [u_{n,m}^\parallel, u_{n,m}^\times]^\top \in \mathbb{C}^2$.

6.2. Local MTF operator over a sphere: separation of variables

The operators coming into play in the expression of the local multi-trace operator (15) are actually (block) diagonalized by this basis. Define $\mathfrak{J}_n(t) := \sqrt{\pi t/2} J_{n+1/2}(t)$ where $J_\nu(t)$ are Bessel functions of the first kind of order ν (see [21, §10.2]) and $\mathfrak{H}_n(t) := \sqrt{\pi t/2} H_{n+1/2}^{(1)}(t)$ where $H_\nu^{(1)}(t)$ are Hankel functions of the first kind of order ν (see [21, §10.2 & §10.4]). Then, according to Lemma 1 in [19] and using notations (10), we have

$$\begin{aligned} \mathbf{V}_\kappa^0 \cdot \mathbf{X}_{n,m}(\mathbf{x}) &= \mathbf{X}_{n,m}(\mathbf{x}) \cdot \mathbf{V}_\kappa^0[n] \quad \text{where} \\ \mathbf{V}_\kappa^0[n] &:= \begin{bmatrix} 0 & +2i \mathfrak{J}_n(\kappa) \mathfrak{H}_n(\kappa) \\ -2i \mathfrak{J}'_n(\kappa) \mathfrak{H}'_n(\kappa) & 0 \end{bmatrix} \in \mathbb{C}^{2 \times 2}. \end{aligned} \quad (21)$$

Since $\mathbf{V}_\kappa^1 = -\mathbf{V}_\kappa^0$ we have $\mathbf{V}_\kappa^1 \cdot \mathbf{X}_{n,m}(\mathbf{x}) = \mathbf{X}_{n,m}(\mathbf{x}) \cdot \mathbf{V}_\kappa^1[n]$ by setting $\mathbf{V}_\kappa^1[n] := -\mathbf{V}_\kappa^0[n]$. According to Lemma 1 in [19], we also have the explicit expression:

$$\begin{aligned} \mathbf{K}_\kappa^0 \cdot \mathbf{X}_{n,m}(\mathbf{x}) &= \mathbf{X}_{n,m}(\mathbf{x}) \cdot \mathbf{K}_\kappa^0[n] \quad \text{where} \\ \mathbf{K}_\kappa^0[n] &:= i(\mathfrak{J}_n(\kappa) \mathfrak{H}'_n(\kappa) + \mathfrak{J}'_n(\kappa) \mathfrak{H}_n(\kappa)) \begin{bmatrix} -1 & 0 \\ 0 & +1 \end{bmatrix} \in \mathbb{C}^{2 \times 2}. \end{aligned} \quad (22)$$

Here again, defining $\mathbf{K}_\kappa^1[n] = -\mathbf{K}_\kappa^0[n]$ we obtain $\mathbf{K}_\kappa^1 \cdot \mathbf{X}_{n,m}(\mathbf{x}) = \mathbf{X}_{n,m}(\mathbf{x}) \cdot \mathbf{K}_\kappa^1[n]$. From (21) and (22) we deduce an explicit expression for the operators $A_{\kappa,\mu}^j$. First of all define the function $\mathbf{X}_{n,m}^{\#2}$ by the expression

$$\begin{aligned} \mathbf{X}_{n,m}^{\#2}(\mathbf{x}) &:= [\mathbf{X}_{n,m}(\mathbf{x}), \mathbf{X}_{n,m}(\mathbf{x})] \\ &= [\mathbf{X}_{n,m}^\parallel(\mathbf{x}), \mathbf{X}_{n,m}^\times(\mathbf{x}), \mathbf{X}_{n,m}^\parallel(\mathbf{x}), \mathbf{X}_{n,m}^\times(\mathbf{x})] \end{aligned}$$

Then any element $\mathbf{u} = (\mathbf{u}, \mathbf{p}) \in \mathbf{H}^{-\frac{1}{2}}(\text{div}, \Gamma)^2$ decomposes as $\mathbf{u}(\mathbf{x}) = \sum_{n,m} \mathbf{X}_{n,m}^{\#2}(\mathbf{x}) \cdot u_{n,m}$ where $u_{n,m} \in \mathbb{C}^4$ are coordinate vectors that do not depend on \mathbf{x} . In this basis, the operator $A_{\kappa,\mu}^j$ admits the following matrix form

$$\begin{aligned} A_{\kappa,\mu}^j \cdot \mathbf{X}_{n,m}^{\#2}(\mathbf{x}) &= \mathbf{X}_{n,m}^{\#2}(\mathbf{x}) \cdot A_{\kappa,\mu}^j[n] \quad \text{where} \\ A_{\kappa,\mu}^j[n] &:= \begin{bmatrix} \mathbf{K}_\kappa^j[n] & \sqrt{\mu/\epsilon} \mathbf{V}_\kappa^j[n] \\ \sqrt{\epsilon/\mu} \mathbf{V}_\kappa^j[n] & \mathbf{K}_\kappa^j[n] \end{bmatrix} \in \mathbb{C}^{4 \times 4}. \end{aligned} \quad (23)$$

We can reiterate the notational process used above, and introduce the fields

$$\mathbf{X}_{n,m}^{\#4}(\mathbf{x}) := [\mathbf{X}_{n,m}^{\#2}(\mathbf{x}), \mathbf{X}_{n,m}^{\#2}(\mathbf{x})].$$

Then, any element $\mathbf{u} = (\mathbf{u}^0, \mathbf{u}^1) \in \mathbf{H}^{-\frac{1}{2}}(\text{div}, \Gamma)^2 \times \mathbf{H}^{-\frac{1}{2}}(\text{div}, \Gamma)^2$ can be decomposed as $\mathbf{u}(\mathbf{x}) = \sum_{n,m} \mathbf{X}_{n,m}^{\#4}(\mathbf{x}) \cdot \mathbf{u}_{n,m}$ where $\mathbf{u}_{n,m} \in \mathbb{C}^8$ are coordinate vectors that do not depend on \mathbf{x} . Then the multi-trace operator (15) is reduced to matrix form in this basis

$$\begin{aligned} \text{MTF}_{\text{loc}} \cdot \mathbf{X}_{n,m}^{\#4}(\mathbf{x}) &= \mathbf{X}_{n,m}^{\#4}(\mathbf{x}) \cdot \text{MTF}_{\text{loc}}[n] \quad \text{where} \\ \text{MTF}_{\text{loc}}[n] &:= \begin{bmatrix} A_{\kappa_0, \mu_0}^0[n] & \text{Id} \\ \text{Id} & A_{\kappa_1, \mu_1}^1[n] \end{bmatrix} \in \mathbb{C}^{8 \times 8} \end{aligned} \quad (24)$$

6.3. Accumulation points

We can now study in more detail the symbol of the boundary integral operators introduced in the previous section. To be more precise, we examine their behaviour for $n \rightarrow +\infty$. First of all, from the series expansion of spherical Bessel functions given by [21, §10.53], we deduce that, for any fixed $t > 0$, it holds that

$$\begin{aligned} \mathfrak{J}_n(t) &= t^{n+1} \frac{n! 2^n}{(2n+1)!} \left\{ 1 - \frac{t^2}{4n} + \mathcal{O}\left(\frac{1}{n^2}\right) \right\} \\ \mathfrak{H}_n(t) &= -it^{-n} \frac{(2n)!}{n! 2^n} \left\{ 1 + \frac{t^2}{4n} + \mathcal{O}\left(\frac{1}{n^2}\right) \right\} \end{aligned} \quad (25)$$

Since Bessel functions are expressed in terms of convergent series of analytic functions, we can derive the above asymptotics. This leads to the following behaviours for the derivatives,

$$\begin{aligned} \mathfrak{J}'_n(t) &= t^n \frac{n! 2^n}{(2n+1)!} \left\{ n+1 - \frac{t^2}{4} + \mathcal{O}\left(\frac{1}{n}\right) \right\} \\ \mathfrak{H}'_n(t) &= it^{-(n+1)} \frac{(2n)!}{n! 2^n} \left\{ n + \frac{t^2}{4} + \mathcal{O}\left(\frac{1}{n}\right) \right\} \end{aligned} \quad (26)$$

One can combine these asymptotics to obtain the predominant behaviour of the functions coming into play in the boundary integral operators expressions of the previous section. Specifically, we find

$$\begin{aligned} -2i\mathfrak{J}_n(t)\mathfrak{H}_n(t) &\underset{n \rightarrow \infty}{\sim} -t/n, \\ +2i\mathfrak{J}'_n(t)\mathfrak{H}'_n(t) &\underset{n \rightarrow \infty}{\sim} -n/t, \\ i(\mathfrak{J}'_n(t)\mathfrak{H}_n(t) + \mathfrak{J}_n(t)\mathfrak{H}'_n(t)) &\underset{n \rightarrow \infty}{\sim} 1/(2n). \end{aligned} \quad (27)$$

Define $\mathbb{T}_n \in \mathbb{C}^{2 \times 2}$ by $\mathbb{T}_n(\mathbf{u}_1, \mathbf{u}_2) := (\mathbf{u}_1, \mathbf{u}_2/n)$. From this, we conclude that, as $n \rightarrow +\infty$, we have $\mathbb{K}_\kappa^0[n] \sim (2n)^{-1} \tilde{\mathbb{K}}_\kappa^0$ and $\mathbb{V}_\kappa^0[n] \sim \mathbb{T}_n^{-1} \cdot \tilde{\mathbb{V}}_\kappa^0 \cdot \mathbb{T}_n$ where $\tilde{\mathbb{V}}_\kappa^0, \tilde{\mathbb{K}}_\kappa^0 \in \mathbb{C}^{2 \times 2}$ are constant matrices independent of n given by

$$\tilde{\mathbb{V}}_\kappa^0 := \begin{bmatrix} 0 & \kappa \\ 1/\kappa & 0 \end{bmatrix} \quad \text{and} \quad \tilde{\mathbb{K}}_\kappa^0 := \begin{bmatrix} -1 & 0 \\ 0 & +1 \end{bmatrix}.$$

Next, define $\mathbb{T}_n^{\#2} \in \mathbb{C}^{4 \times 4}$ by $\mathbb{T}_n^{\#2}(\mathbf{u}_1, \mathbf{u}_2) = (\mathbb{T}_n(\mathbf{u}_1), \mathbb{T}_n(\mathbf{u}_2))$ for any pair $\mathbf{u}_1, \mathbf{u}_2 \in \mathbb{C}^2$. Then, using the above results, the asymptotic behaviour of the matrix $A_{\kappa, \mu}^0[n]$ is given by $A_{\kappa, \mu}^0[n] \sim (\mathbb{T}_n^{\#2})^{-1} \tilde{A}_{\kappa, \mu}^0 \mathbb{T}_n^{\#2}$ where

$$\tilde{A}_{\kappa, \mu}^0 := \begin{bmatrix} 0 & \sqrt{\mu/\epsilon} \tilde{\mathbb{V}}_\kappa^0 \\ \sqrt{\epsilon/\mu} \tilde{\mathbb{V}}_\kappa^0 & 0 \end{bmatrix} = \begin{bmatrix} 0 & 0 & 0 & \omega\mu \\ 0 & 0 & (\omega\epsilon)^{-1} & 0 \\ 0 & \omega\epsilon & 0 & 0 \\ (\omega\mu)^{-1} & 0 & 0 & 0 \end{bmatrix}.$$

On the other hand, we also have $A_{\kappa, \mu}^1[n] \sim (\mathbb{T}_n^{\#2})^{-1} \tilde{A}_{\kappa, \mu}^1 \mathbb{T}_n^{\#2}$ where $\tilde{A}_{\kappa, \mu}^1 := -\tilde{A}_{\kappa, \mu}^0$. Finally, let us define $\mathbb{T}_n^{\#4} \in \mathbb{C}^{8 \times 8}$ by $\mathbb{T}_n^{\#4}(\mathbf{u}_1, \mathbf{u}_2) = (\mathbb{T}_n^{\#2}(\mathbf{u}_1), \mathbb{T}_n^{\#2}(\mathbf{u}_2))$ for any $\mathbf{u}_1, \mathbf{u}_2 \in \mathbb{C}^4$. Then we have the asymptotic behaviour $\text{MTF}_{\text{loc}}[n] \sim (\mathbb{T}_n^{\#4})^{-1} \text{MTF}_{\text{loc}}^\infty \mathbb{T}_n^{\#4}$ with

$$\text{MTF}_{\text{loc}}^\infty := \begin{bmatrix} \tilde{A}_{\kappa_0, \mu_0}^0 & \text{Id} \\ \text{Id} & \tilde{A}_{\kappa_1, \mu_1}^1 \end{bmatrix} \in \mathbb{C}^{8 \times 8} \quad (28)$$

Remark 1. It is important to observe that $\text{MTF}_{\text{loc}}^\infty$ does not depend on n . Since the eigenvalues of $\text{MTF}_{\text{loc}}[n]$ coincide with the eigenvalues of $\mathbf{T}_n^{\#4} \cdot \text{MTF}_{\text{loc}}[n] \cdot (\mathbf{T}_n^{\#4})^{-1}$, this shows that the spectrum of $\text{MTF}_{\text{loc}}[n]$ converges toward the spectrum of $\text{MTF}_{\text{loc}}^\infty$.

Now, let us investigate in detail the spectrum of the matrix $\text{MTF}_{\text{loc}}^\infty$. First, as an intermediate step, we analyze the spectrum of the matrices:

$$\tilde{\mathbf{K}} := \tilde{\mathbf{A}}_{\kappa_0, \mu_0}^0 - \tilde{\mathbf{A}}_{\kappa_1, \mu_1}^0, \quad (29)$$

$$\tilde{\mathbf{S}} := \tilde{\mathbf{A}}_{\kappa_0, \mu_0}^0 + \tilde{\mathbf{A}}_{\kappa_1, \mu_1}^0, \quad (30)$$

where $\tilde{\mathbf{S}}$ is the Single-Trace Formulation (STF) operator [7]. A thorough examination shows that they take the form:

$$\tilde{\mathbf{A}}_{\kappa_0, \mu_0}^0 \pm \tilde{\mathbf{A}}_{\kappa_1, \mu_1}^0 = \begin{bmatrix} 0 & 0 & 0 & \alpha_\mu^\pm \\ 0 & 0 & \beta_\epsilon^\pm & 0 \\ 0 & \alpha_\epsilon^\pm & 0 & 0 \\ \beta_\mu^\pm & 0 & 0 & 0 \end{bmatrix} \quad \text{with} \quad \begin{cases} \alpha_\epsilon^\pm = \omega\epsilon_0 \pm \omega\epsilon_1 \\ \alpha_\mu^\pm = \omega\mu_0 \pm \omega\mu_1 \\ \beta_\epsilon^\pm = (\omega\epsilon_0)^{-1} \pm (\omega\epsilon_1)^{-1} \\ \beta_\mu^\pm = (\omega\mu_0)^{-1} \pm (\omega\mu_1)^{-1} \end{cases} \quad (31)$$

Trying to compute directly the eigenvalues of the above matrices leads to the conclusion that any eigenvalue λ^\pm satisfies $(\lambda^\pm)^2 = \alpha_\epsilon^\pm \beta_\epsilon^\pm = -\left(\sqrt{\epsilon_1/\epsilon_0} \pm \sqrt{\epsilon_0/\epsilon_1}\right)^2$, or $(\lambda^\pm)^2 = \alpha_\mu^\pm \beta_\mu^\pm = \left(\sqrt{\mu_1/\mu_0} \pm \sqrt{\mu_0/\mu_1}\right)^2$. Thus, the spectrum of both matrices is given by

$$\mathfrak{S}(\tilde{\mathbf{K}}) = \{\pm\iota\Lambda_\mu, \pm\iota\Lambda_\epsilon\} \quad \text{with} \quad \begin{cases} \Lambda_\mu = \left| \sqrt{\frac{\mu_1}{\mu_0}} - \sqrt{\frac{\mu_0}{\mu_1}} \right| \\ \Lambda_\epsilon = \left| \sqrt{\frac{\epsilon_1}{\epsilon_0}} - \sqrt{\frac{\epsilon_0}{\epsilon_1}} \right| \end{cases}, \quad (32)$$

$$\mathfrak{S}(\tilde{\mathbf{S}}) = \{\pm\Upsilon_\mu, \pm\Upsilon_\epsilon\} \quad \text{with} \quad \begin{cases} \Upsilon_\mu = \left| \sqrt{\frac{\mu_1}{\mu_0}} + \sqrt{\frac{\mu_0}{\mu_1}} \right| \\ \Upsilon_\epsilon = \left| \sqrt{\frac{\epsilon_1}{\epsilon_0}} + \sqrt{\frac{\epsilon_0}{\epsilon_1}} \right| \end{cases}. \quad (33)$$

Let us now return back to $\text{MTF}_{\text{loc}}^\infty$. We recall that $(\tilde{\mathbf{A}}_{\kappa, \mu}^j)^2 = \text{Id}$, and obtain directly the following identity

$$(2\text{Id} - (\text{MTF}_{\text{loc}}^\infty)^2)^2 = \begin{bmatrix} \tilde{\mathbf{K}}^2 & 0 \\ 0 & \tilde{\mathbf{K}}^2 \end{bmatrix}.$$

Taking account of (32) in addition finally leads to the following expression for the accumulation points of $\text{MTF}_{\text{loc}}^\infty$

$$\mathfrak{S}(\text{MTF}_{\text{loc}}^\infty) = \left\{ \pm\sqrt{2 \pm \iota\Lambda_\mu}, \pm\sqrt{2 \pm \iota\Lambda_\epsilon} \right\}. \quad (34)$$

For numerical experiments and validation, we consider the lossless scattering of Teflon [23] and Ferrite [24], both immersed into vacuum. Their relative permeability and permittivity ϵ_r, μ_r are described in Fig. 2 (left). For each material, we introduce the ‘‘Low’’, ‘‘High’’ and ‘‘Very High’’ frequency regimes with their associate acronyms, corresponding to the excitation of a plane wave with frequency f and wavelength $\lambda := \frac{2\pi}{\kappa_0}$ as represented in Fig. 2 (right).

We examine numerically the spectrum of the operator $\text{MTF}_{\text{loc}}^\infty$. An explicit expression of the eigenvectors is provided by the vector spherical harmonics $\mathbf{X}_{n,m}^\parallel$ and $\mathbf{X}_{n,m}^\times$, so that $\mathfrak{S}(\text{MTF}_{\text{loc}}^\infty) = \cup_{n=0}^{+\infty} \mathfrak{S}(\text{MTF}_{\text{loc}}[n])$. Each $\mathfrak{S}(\text{MTF}_{\text{loc}}[n])$ consists in 8 eigenvalues. On each figure below in Table 1, we plot $\cup_{n=0}^N \mathfrak{S}(\text{MTF}_{\text{loc}}[n])$ (in red) along with the expected accumulation points (in black) for the cases mentioned previously in Fig. 2. We adapt the number of spherical harmonics to the frequency, i.e. we set $N = 150, 200, 500$ for the LF, HF and VHF cases, respectively. These plots

	ϵ_r	μ_r
Teflon	2.1	1.0
Ferrite	2.5	1.6

Case	(LF)	(HF)	(VHF)
f	50 MHz	300 MHz	10 GHz
λ (m)	6.0	1.0	0.029
κ_0	1.05	6.29	210
κ_1	Teflon	1.52	9.11
	Ferrite	2.09	12.6
			304
			419

Figure 2: Overview of the material parameters (left) and summary of the frequency f , wavelength λ and wavenumbers for all cases (right).

clearly confirm that: (i) the spectrum has no more than 8 accumulation points that systematically admit a modulus greater than $\sqrt{2}$; (ii) the accumulation points do not depend on the wavenumber; and (iii) the expected values of the accumulation points coincide with the calculated one. We notice that the eigenvalues spread around the accumulation points and get closer to 0 with increasing frequency and is likely due to the propagative modes of the local MTF operator (see e.g. [25, Section 6] for acoustics). The latter induces deterioration of the condition number and of the iteration count for iterative solvers.

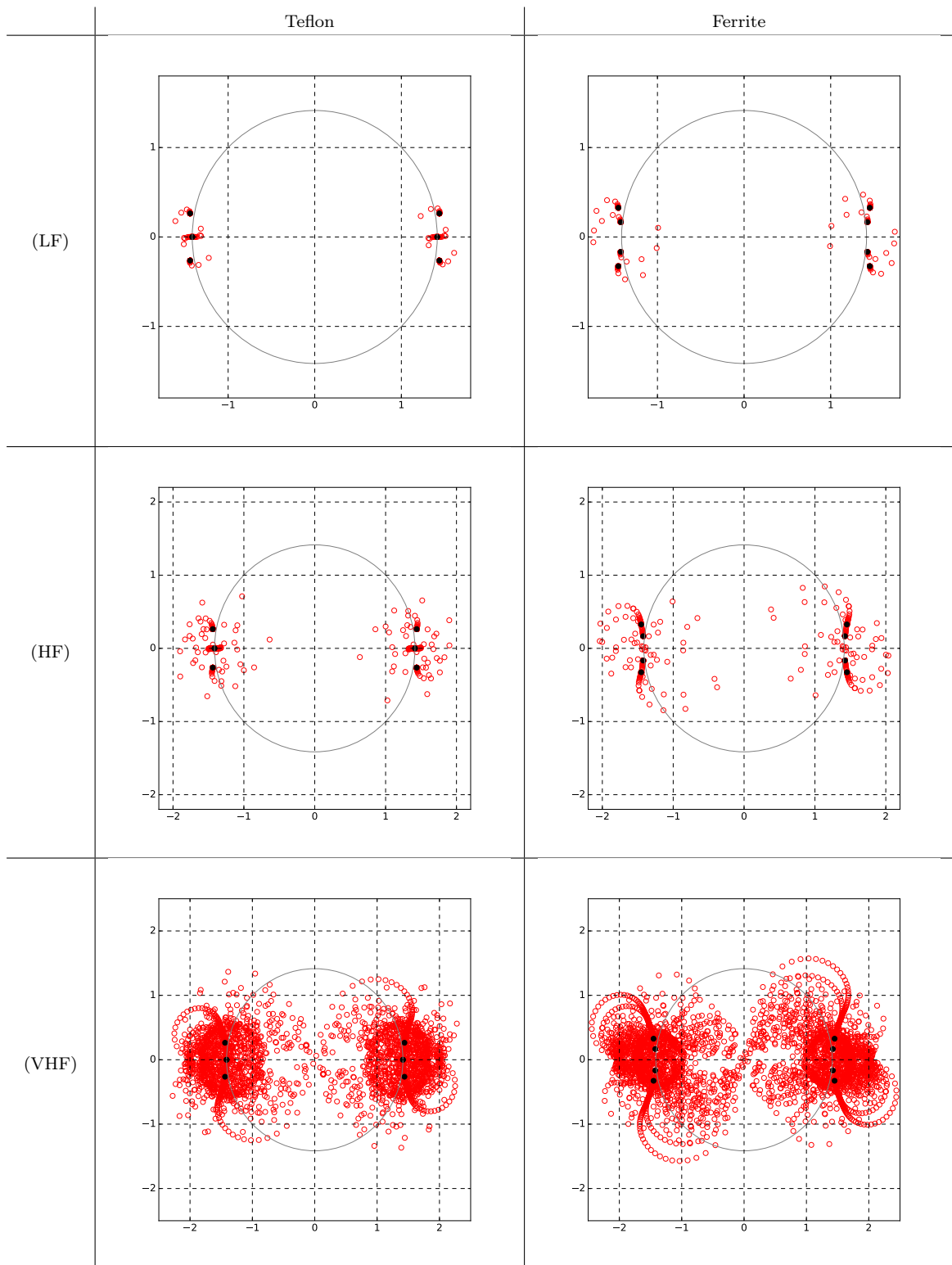


Table 1: Eigenvalue distribution (red) and accumulation points (black) for each case along with a $\sqrt{2}$ -radius circle centered at the origin (gray).

7. Stability of local MTF for Maxwell equations

We now establish a generalized Gårding inequality for the local MTF on the unit sphere, by means of separation of variables. First of all, let us derive an expression of the norm on $\mathbf{H}^{-\frac{1}{2}}(\text{div}, \Gamma)$ in vector spherical harmonics. Such an expression can be obtained by noting that the dissipative counterpart of the EFIE operator (i.e. associated to a purely imaginary wavenumber) is continuous and coercive on $\mathbf{H}^{-\frac{1}{2}}(\text{div}, \Gamma)$ so that the corresponding bilinear form

$$(\mathbf{u}, \mathbf{v})_{-1/2, \text{div}} := \int_{\Gamma \times \Gamma} \mathcal{G}_i(\mathbf{x} - \mathbf{y}) (\text{div}_\Gamma \mathbf{u}(\mathbf{x}) \text{div}_\Gamma \bar{\mathbf{v}}(\mathbf{y}) + \mathbf{u}(\mathbf{x}) \cdot \bar{\mathbf{v}}(\mathbf{y})) d\sigma(\mathbf{x}, \mathbf{y}) \quad (35)$$

yields a scalar product. Here $\mathcal{G}_i(\mathbf{x}) = \exp(-|\mathbf{x}|)/(4\pi|\mathbf{x}|)$ as $i = \sqrt{-1}$ is the imaginary unit. The vector fields $\mathbf{X}_{n,m}^\parallel$ and $\mathbf{X}_{n,m}^\times$ form an orthogonal family with respect to this scalar product. As a consequence, to obtain an expression of a norm over $\mathbf{H}^{-\frac{1}{2}}(\text{div}, \Gamma)$, one can rely on the decomposition of the dissipative EFIE on vector spherical harmonics. First observe that $(\mathbf{u}, \mathbf{v})_{-1/2, \text{div}} = \int_\Gamma (\mathbf{n}_0 \times \gamma_\Gamma^0 \cdot \text{SL}_\kappa(\mathbf{u})) \cdot \mathbf{v} d\sigma$. As a consequence, using (21) we obtain

$$(\mathbf{u}, \mathbf{v})_{-1/2, \text{div}} = \bar{\mathbf{v}}^\top \cdot \mathbf{D}_n \cdot \mathbf{u} \quad (36)$$

$$\text{where } \mathbf{D}_n = \text{diag}(\mathfrak{J}'_n(i)\mathfrak{H}'_n(i), \mathfrak{J}_n(i)\mathfrak{H}_n(i))$$

$$\text{for } \mathbf{u}(\mathbf{x}) = \mathbf{X}_{n,m}(\mathbf{x}) \cdot u, \mathbf{v}(\mathbf{x}) = \mathbf{X}_{n,m}(\mathbf{x}) \cdot v \quad u, v \in \mathbb{C}^2.$$

From this we deduce the asymptotic behaviour $\mathbf{D}_n \sim \tilde{\mathbf{D}}_n := \text{diag}(1+n, 1/(1+n))$ for $n \rightarrow \infty$, which yields the expression of an equivalent norm which is explicit when decomposed in spherical harmonics

$$c_- \|\mathbf{u}\|_{-1/2, \text{div}}^2 \leq (\mathbf{u}, \mathbf{u})_{-1/2, \text{div}} \leq c_+ \|\mathbf{u}\|_{-1/2, \text{div}}^2$$

$$\|\mathbf{u}\|_{-1/2, \text{div}}^2 := \sum_{n=0}^{+\infty} \sum_{|m| \leq n} \bar{u}_{n,m}^\top \cdot \tilde{\mathbf{D}}_n \cdot u_{n,m}$$

$$\text{where } \tilde{\mathbf{D}}_n := \text{diag}(1+n, 1/(1+n))$$

From this we easily deduce the expression of an explicit norm for $\mathbb{H}(\Sigma)$, using the matrix $\mathbf{D}_n^{\#4} := \text{diag}(\mathbf{D}_n, \mathbf{D}_n, \mathbf{D}_n, \mathbf{D}_n)$. Next we need to introduce intermediate notations for the predominant behaviour of two key matrices coming into play in the local MTF formulation, namely

$$\begin{aligned} \text{MTF}_{\text{loc}}^\infty[n] &:= (\mathbf{T}_n^{\#4})^{-1} \text{MTF}_{\text{loc}}^\infty \mathbf{T}_n^{\#4} \underset{n \rightarrow +\infty}{\sim} \text{MTF}_{\text{loc}}[n] \\ \tilde{\mathbf{A}}_{\kappa_j, \mu_j}^j[n] &:= (\mathbf{T}_n^{\#2})^{-1} \tilde{\mathbf{A}}_{\kappa_j, \mu_j}^j \mathbf{T}_n^{\#2} \underset{n \rightarrow +\infty}{\sim} \mathbf{A}_{\kappa_j, \mu_j}^j[n] \end{aligned} \quad (37)$$

Since we need to rewrite this formulation variationally, we start by inspecting how the duality pairing decomposes on spherical harmonics. First of all, according to (18), observe that $\int_\Gamma (\mathbf{n}_j \times \mathbf{X}_{n,m}^\parallel) \cdot \mathbf{X}_{n,m}^\parallel d\sigma = \int_\Gamma (\mathbf{n}_j \times \mathbf{X}_{n,m}^\times) \cdot \mathbf{X}_{n,m}^\times d\sigma = 0$ and $\int_\Gamma (\mathbf{n}_0 \times \mathbf{X}_{n,m}^\times) \cdot \mathbf{X}_{n,m}^\parallel d\sigma = 1$. As a consequence, considering the vector fields $\mathbf{u}(\mathbf{x}) := \mathbf{X}_{n,m}^{\#2}(\mathbf{x}) \cdot u$ and $\mathbf{v}(\mathbf{x}) := \mathbf{X}_{n,m}^{\#2}(\mathbf{x}) \cdot v$ where $u, v \in \mathbb{C}^2$, we have

$$\begin{aligned} [\mathbf{u}, \mathbf{v}]_{\Gamma_0} &= v^\top \mathbf{M} u, \\ \text{and } \mathbf{M} &:= \begin{bmatrix} 0 & 0 & 0 & +1 \\ 0 & 0 & -1 & 0 \\ 0 & +1 & 0 & 0 \\ -1 & 0 & 0 & 0 \end{bmatrix}. \end{aligned} \quad (38)$$

Observe that $\mathbf{M}^\top = \mathbf{M}$. Since $[\mathbf{u}, \mathbf{v}]_{\Gamma_0} = -[\mathbf{u}, \mathbf{v}]_{\Gamma_1}$, we obtain a global matrix expression for the pairing on the multi-trace space: for $\mathbf{u}(\mathbf{x}) := \mathbf{X}_{n,m}^{\#4}(\mathbf{x}) \cdot u$ and $\mathbf{v}(\mathbf{x}) := \mathbf{X}_{n,m}^{\#4}(\mathbf{x}) \cdot v$ where $u, v \in \mathbb{C}^4$, we have

$$[[\mathbf{u}, \mathbf{v}]_\Sigma = v^\top \mathbf{M} u \quad \text{and} \quad \mathbf{M} := \begin{bmatrix} +\mathbf{M} & 0 \\ 0 & -\mathbf{M} \end{bmatrix}. \quad (39)$$

To examine coercivity of local MTF on the sphere, we need to study the coercivity of the matrix $\mathbb{M} \cdot \text{MTF}_{\text{loc}}[n]$ as $n \rightarrow \infty$. If we look at the asymptotic behaviour of this matrix, taking account of the results of Section 6.3, we obtain the expression

$$(-1)^j \mathbb{M} \cdot \tilde{\mathbb{A}}_{\kappa_j, \mu_j}^j[n] = \begin{bmatrix} \frac{n}{\omega\mu_j} & 0 & 0 & 0 \\ 0 & -\frac{\omega\epsilon_j}{n} & 0 & 0 \\ 0 & 0 & \frac{n}{\omega\epsilon_j} & 0 \\ 0 & 0 & 0 & -\frac{\omega\mu_j}{n} \end{bmatrix}. \quad (40)$$

Let us introduce a diagonal matrix $\theta \in \mathbb{R}^{2 \times 2}$ defined by $\theta = \text{diag}(+1, -1)$, and denote $\Theta := \text{diag}(\theta, \theta, \theta, \theta) \in \mathbb{R}^{4 \times 4}$. From Expression (40), it clearly follows that $(-1)^j \mathbb{M} \cdot \tilde{\mathbb{A}}_{\kappa_j, \mu_j}^j[n] \cdot \Theta$ is a real valued diagonal positive definite matrix. On the other hand $(\mathbb{M} \cdot \Theta)^\top = -\mathbb{M} \cdot \Theta$. As a consequence we finally conclude that there exists $c > 0$ independent of n such that

$$\begin{aligned} \Re\{U^\top \cdot \text{MTF}_{\text{loc}}^\infty[n] \cdot \Theta \cdot \bar{U}\} &\geq c U^\top \cdot D_n^{\#4} \cdot U \\ \forall U \in \mathbb{C}^8, \forall n &\geq 0. \end{aligned} \quad (41)$$

Since the constant $c > 0$ is independent of n , summing such inequality over n , and taking account that $\text{MTF}_{\text{loc}}^\infty[n]$ is the asymptotic behaviour of $\text{MTF}_{\text{loc}}[n]$, we finally obtain the following coercivity statement.

Theorem 2. *There exists a compact operator $\mathcal{K} : \mathbb{H}(\Sigma) \rightarrow \mathbb{H}(\Sigma)$ and a constant $C > 0$ such that we have*

$$\Re\{[(\text{MTF}_{\text{loc}} + \mathcal{K})\mathbf{u}, \Theta(\bar{\mathbf{u}})]\} \geq C \|\mathbf{u}\|_{\mathbb{H}(\Sigma)}^2$$

for all $\mathbf{u} \in \mathbb{H}(\Sigma)$.

8. Preconditioning the local MTF for Maxwell equations

In this section, we introduce a closed formula for the inverse of the multi-trace operator and propose robust preconditioners for the formulation. First, let us rewrite MTF_{loc} as:

$$\text{MTF}_{\text{loc}} = \begin{bmatrix} A_{\kappa_0, \mu_0}^0 & \text{Id} \\ \text{Id} & -A_{\kappa_1, \mu_1}^0 \end{bmatrix}, \quad (42)$$

and introduce the block diagonal STF operator of (30)

$$S_{(\kappa, \mu)} := \text{diag}(S, S) \text{ with } S = (A_{\kappa_0, \mu_0}^0 + A_{\kappa_1, \mu_1}^0), \quad (43)$$

with S known to be invertible and $(S)^2$ a second-kind Fredholm operator for smooth surfaces. Finally, we also introduce $K_{(\kappa, \mu)} := (K, K)$ with $K = (A_{\kappa_0, \mu_0}^0 - A_{\kappa_1, \mu_1}^0)$ from (29) a compact operator on smooth surfaces.

Theorem 3. *The exact inverse of the multi-trace operator is given by*

$$\text{MTF}_{\text{loc}}^{-1} = \begin{bmatrix} S^{-1} & A_{\kappa_0, \mu_0}^0 S^{-1} \\ -A_{\kappa_1, \mu_1}^0 S^{-1} & -S^{-1} \end{bmatrix}. \quad (44)$$

This result is straightforward by formula for matrix inversion in block form, with $A_0 := A_{\kappa_0, \mu_0}^0$, $A_1 := A_{\kappa_1, \mu_1}^0$, and using identities $A_0^2 = A_1^2 = \text{Id}$:

$$\begin{aligned} \text{MTF}_{\text{loc}}^{-1} &:= \begin{bmatrix} A_0^{-1} + A_0^{-1} \text{Id} (-A_1 - \text{Id} A_0^{-1} \text{Id})^{-1} \text{Id} A_0^{-1} & A_0^{-1} \text{Id} (A_1 + \text{Id} A_0^{-1} \text{Id})^{-1} \\ (A_1 + \text{Id} A_0^{-1} \text{Id})^{-1} \text{Id} A_0^{-1} & (-A_1 - \text{Id} A_0^{-1} \text{Id})^{-1} \end{bmatrix} \\ &= \begin{bmatrix} A_0 - A_0 (A_1 + A_0)^{-1} A_0 & A_0 (A_1 + A_0)^{-1} \\ (A_1 + A_0)^{-1} A_0 & -(A_1 + A_0)^{-1} \end{bmatrix}. \end{aligned}$$

Now, we recall that

$$(A_0 + A_1)^{-1} = A_0 - A_0(A_1 + A_0)^{-1}A_0, \quad (45)$$

and deduce that

$$\text{MTF}_{\text{loc}}^{-1} = \begin{bmatrix} (A_1 + A_0)^{-1} & A_0(A_1 + A_0)^{-1} \\ (A_1 + A_0)^{-1}A_0 & -(A_1 + A_0)^{-1} \end{bmatrix} = \begin{bmatrix} S^{-1} & A_{\kappa_0, \mu_0}^0 S^{-1} \\ -A_{\kappa_1, \mu_1}^0 S^{-1} & -S^{-1} \end{bmatrix}.$$

From Formula (44) we learn that the multi-trace operator can be closely related to the inverse of the single-trace operator. Now, remembering that S^2 is a compact perturbation of the identity for smooth surfaces, it could be appropriate to replace S^{-1} by S . Using Theorem 3, we state the following important result:

Proposition 4. *Introduce the following operator:*

$$B := \begin{bmatrix} S & A_{\kappa_0, \mu_0}^0 S \\ A_{\kappa_1, \mu_1}^0 S & -S \end{bmatrix}. \quad (46)$$

Then $B \cdot \text{MTF}_{\text{loc}} = S_{(\kappa, \mu)}^2$. Also, if $\kappa_0 = \kappa_1$ and $\mu_0 = \mu_1$, then $B \cdot \text{MTF}_{\text{loc}} = 2\text{Id}$.

In parallel, we introduce the usual squared operator preconditioner and detail its properties:

Theorem 4. *The square of MTF_{loc} is given by:*

$$\text{MTF}_{\text{loc}}^2 = \begin{bmatrix} 2\text{Id} & K \\ K & 2\text{Id} \end{bmatrix} = 2\text{Id} + \Pi K_{(\kappa, \mu)} \quad (47)$$

In addition, in [26, §5.1] it was already pointed that, if $\kappa_0 = \kappa_1$ and $\mu_0 = \mu_1$, then $\text{MTF}_{\text{loc}}^2 = 2\text{Id}$. In [27] such properties were used to investigate the close relationship between local MTF and optimized Schwarz methods.

Remark 2. *Sometimes, the MTF is preconditioned by $A_{(\kappa, \mu)}$, which provides*

$$A_{(\kappa, \mu)} \cdot \text{MTF}_{\text{loc}} = \begin{bmatrix} \text{Id} & A_{\kappa_0, \mu_0}^0 \\ A_{\kappa_1, \mu_1}^0 & \text{Id} \end{bmatrix} = \text{Id} + A_{(\kappa, \mu)} \Pi, \quad (48)$$

Similarly, one could use Π as a preconditioner, which is a cost-free alternative due to the sparse nature of this operator. Those solutions allow to obtain accumulation points with positive real part but are not a compact perturbation of identity. We did not incorporate those preconditioner in our analysis due to GMRes iteration counts close to MTF_{loc} .

8.1. Preconditioning: Clustering properties

The novel preconditioner B proposed appears to be a second-order approximation of the inverse operator while $\text{MTF}_{\text{loc}}^2$ could be considered as a first-order approximation of the inverse operator:

$$B \cdot \text{MTF}_{\text{loc}} = 2\text{Id} + K_1^2, \text{ and} \\ \text{MTF}_{\text{loc}}^2 = 2\text{Id} + K_2.$$

with $K_1, K_2 : \mathbf{H}^{-\frac{1}{2}}(\text{div}, \Gamma)^2 \rightarrow \mathbf{H}^{-\frac{1}{2}}(\text{div}, \Gamma)^2$ compact operators. We can expect this second-order property –relatively to a first-order property– to imply: (i) faster convergence towards zero of the singular values that lay close to the cluster and (ii) increasing spreading of the outlying singular values, with direct consequences on iterative solvers.

Notice that B does not involves new operators and is straightforwardly computable from the knowledge of MTF_{loc} . Still, it involves another operator product, which would originate a preconditioner that consists in two matrix-vector products in case of discretization with adapted function

spaces. Taking account of (32) finally leads to the following expression for the accumulation points of all aforementioned operators

$$\mathfrak{S}(\text{MTF}_{\text{loc}}^\infty) = \{\pm\sqrt{2 \pm \imath\Lambda_\mu}, \pm\sqrt{2 \pm \imath\Lambda_\epsilon}\}, \quad (49)$$

$$\mathfrak{S}((\text{MTF}_{\text{loc}}^\infty)^2) = \{2 \pm \imath\Lambda_\mu, 2 \pm \imath\Lambda_\epsilon\}, \quad (50)$$

$$\mathfrak{S}(\text{B} \cdot \text{MTF}_{\text{loc}}^\infty) = \{\Upsilon_\mu^2, \Upsilon_\epsilon^2\}. \quad (51)$$

Accumulation points for the last formulation are surprisingly simple as they rewrite as

$$\{\Upsilon_\mu^2, \Upsilon_\epsilon^2\} = \{2 + \mu_r + 1/\mu_r, 2 + \epsilon_r + 1/\epsilon_r\}.$$

Besides, we define $\underline{\Upsilon} := \min(\Upsilon_\mu, \Upsilon_\epsilon) > 1$. As stated before, the local MTF operator has no more than eight accumulation points, the latter being reduced to 4 accumulation points when using squared operator preconditioning, under the requirement of performing a two matrix-vector products at each iteration of iterative solvers. Their barycenter is located at 2.0 independently of the medium parameters, allowing for further clustering properties (see [28] for the analogy between one big cluster and several small ones). Finally, the novel approximate inverse has not more than two accumulation points, whose center is bounded away from zero, at the price of performing two additional matrix-vector products at each iteration of linear solvers. Notice that the two accumulation points of $\text{B} \cdot \text{MTF}_{\text{loc}}$ and their midpoints are parameter dependent. Still, these can be rescaled by a factor $\underline{\Upsilon}^2$ if needed to bring their values closer to one.

In Fig. 3, we plot the eigenvalue distribution for the preconditioned operators for the Teflon and the LF case and remark that the accumulation points coincide with their expected values.

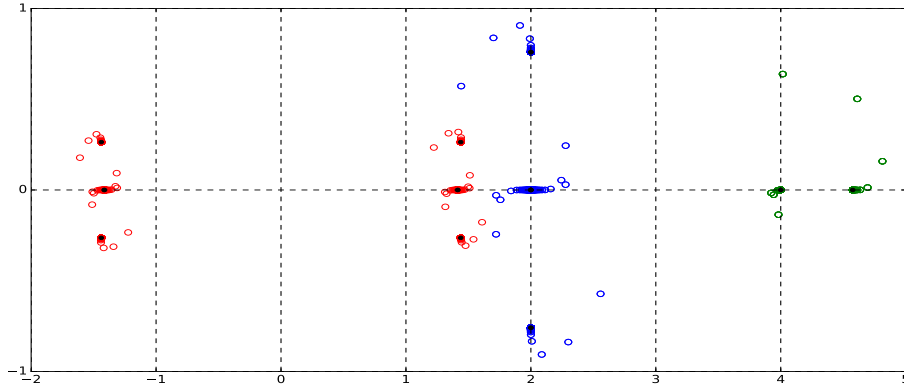


Figure 3: Eigenvalue distribution for the Teflon LF case of MTF_{loc} (red), $\text{MTF}_{\text{loc}}^2$ (blue) and $\text{B} \cdot \text{MTF}_{\text{loc}}$ (green).

Next, we decide to normalize the matrices for comparison purposes, namely, we compare $\sqrt{2}^{-1}\text{MTF}_{\text{loc}}$, $\text{MTF}_{\text{loc}}^2/2$ and $\underline{\Upsilon}^{-2}\text{B} \cdot \text{MTF}_{\text{loc}}$. In Table. 2, we represent the eigenvalue distribution of all proposed operators for the three frequency ranges. These are significant, and show that from left to right: (i) the number of accumulation points diminishes and we observe stronger clustering close to the accumulation points while (ii) the outlying eigenvalues are more spread for increasing frequencies as expected.

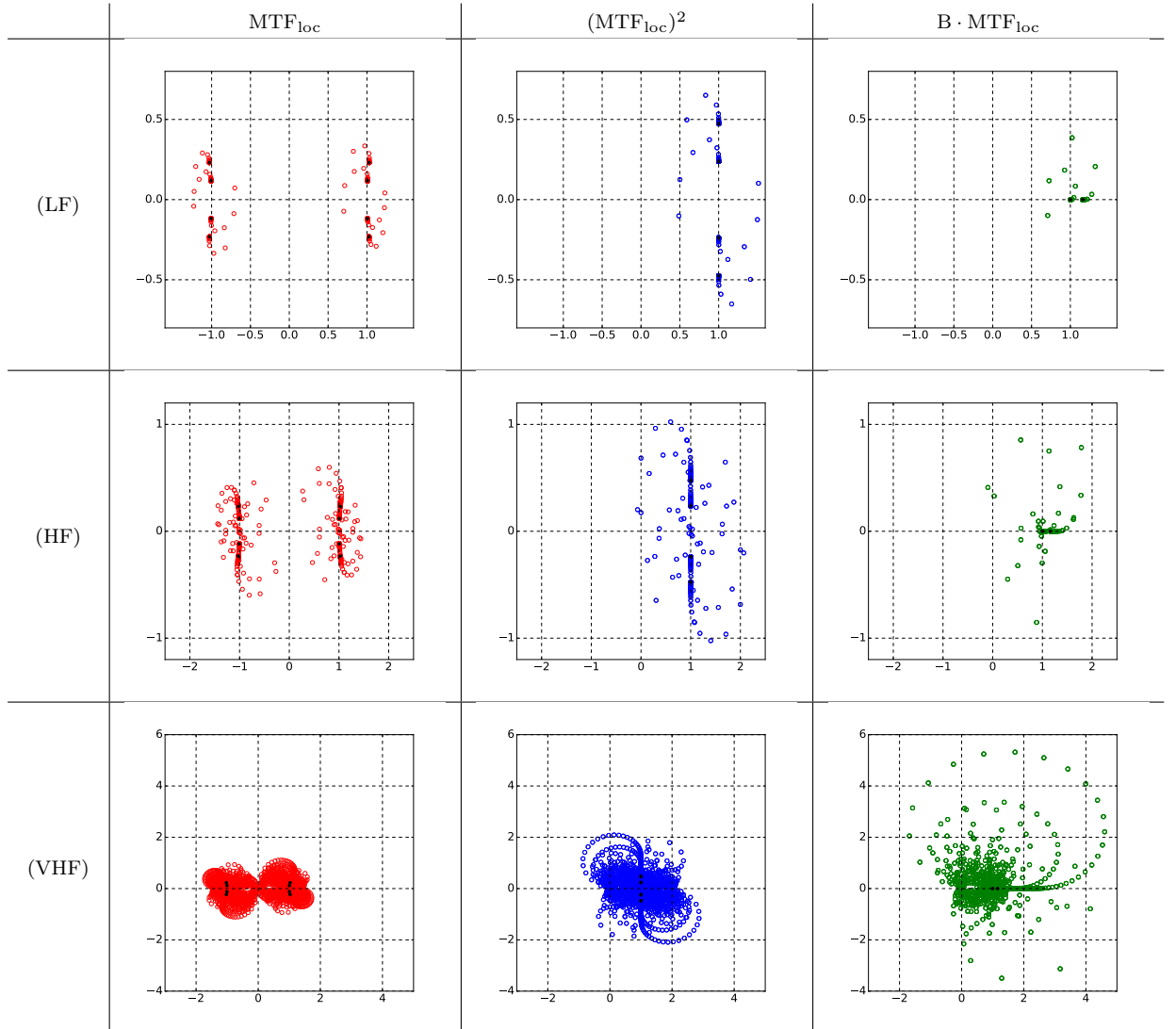


Table 2: Eigenvalues distribution for the Ferrite case of the scaled versions of MTF_{loc} (red), $\text{MTF}_{\text{loc}}^2$ (blue) and $B \cdot \text{MTF}_{\text{loc}}$ (green).

8.2. Preconditioning: Numerical Experiments

We consider a partition of the sphere into disjoint planar triangles and we assemble the local MTF operator and the preconditioners with the open-source Galerkin boundary element library Bempp 3.3 [29]. A Bempp notebook server is easily accessible through Docker¹. The meshes and the simulations are fully reproducible as a Python Notebook². Bempp allows for Calderón-based preconditioning through barycentric refinement and has the Buffa-Christiansen (BC) function basis implemented (refer to [30] and the references therein). We apply mass preconditioning to all formulations –strong form in Bempp– in order to obtain matrices whose condition number is bounded with the meshsize and study the eigenvalues and condition numbers of the induced operators along with the restarted GMRes(20) convergence [31] and solver times. We set relative tolerance of GMRes(20) to 10^{-8} and perform simulations through a 4 GB RAM per core, 64 bit Linux server.

¹<https://bempp.com/download/>

²<https://github.com/pescap/mtf>

We decide to focus on the LF and HF Teflon scattering problem. For the LF (resp. HF) case, we consider two meshes corresponding to precisions of $r_0 = 10$ and $r_1 = 15$ elements per wavelength, referred to as cases N_0 and N_1 , with $N_0 < N_1$ the size of the induced linear systems for MTF_{loc} (detailed in Table 3). The incident wave is a plane wave polarized along z -axis and traveling at a $\theta = \frac{\pi}{4}$ -angle. The LF case is assembled in dense mode while we use hierarchical matrices for the HF case with ACA compression with relative tolerance 10^{-3} . To begin with, we summarize the parameters for each case in Table 3. To provide an extension of the results, we introduce the HF scattering of a complex shape, namely the unit Fichera Cube –the unit cube with a reentrant corner, referred to as $(\text{HF})_{\square}$.

Case	(LF)	(HF)	$(\text{HF})_{\square}$	
f (Hz)	50 MHz	300 MHz		
κ_0	1.05	6.29		
κ_1	1.52	9.11		
r_0	N_0	1,380	38,856	23,052
r_1	N_1	2,856	90,276	47,544




Table 3: Parameters chosen for the simulations.

For comparison purposes, we solve the problem with the preconditioned Single-Trace-Formulation (STF) as a reference [7]. We verify that both the local MTF and STF lead to the same current densities. For example, the LF case with N_0 leads to a 1.38% (resp. 0.563%) relative error in \mathbf{L}^2 -norm for the exterior Dirichlet (resp. Neumann) trace. Similarly, we obtain 0.767% and 0.525% for $(\text{HF})_{\square}$ with N_1 . These relative errors remain the same for all preconditioners.

Case	(LF)				(HF)				$(\text{HF})_{\square}$			
	n_{iter}		cond.		n_{iter}		t_{solve}		n_{iter}		t_{solve}	
Parameter	N_0	N_1	N_0	N_1	N_0	N_1	N_0	N_1	N_0	N_1	N_0	N_1
STF ²	8	8	1.45e08	7.75e07	20	20	193.2	612.9	16	16	93.0	266
MTF_{loc}	28	27	4.95e12	5.00e12	108	108	606.8	1738	68	68	216	593
$\text{MTF}_{\text{loc}}^2$	12	12	1.15e10	9.71e09	44	44	443.1	1385	34	34	202	570
$\text{B} \cdot \text{MTF}_{\text{loc}}$	9	9	5.96e10	6.07e10	21	20	1008	2858	17	17	451	1255

Table 4: Overview of the results for all cases. We detail n_{iter} (resp. t_{solve}) the number of iterations (resp. total solver times in seconds) of GMRes(20) along with cond., the spectral condition number.

In Table 4, we provide an extensive summary of the results. To begin with, we focus on the rows corresponding to (LF). We remark that all formulations show excellent and mesh stable convergence for GMRes(20) (see n_{iter}). As a remark, in all cases considered in this section, the unpreconditioned GMRes(20) failed to converge. The condition number (“cond.” row in Table 4) for all formulations has a relatively high magnitude but remains stable with mesh (it even slightly better for the three first cases with increasing N).

Table 5 displays the eigenvalues of the resulting matrices for (LF) and both values of N . We obtain a similar distribution to that expected from spectral analysis (see Fig. 3). Furthermore, the eigenvalues distribution is highly independent of the meshwidth, confirming the results presented so far.

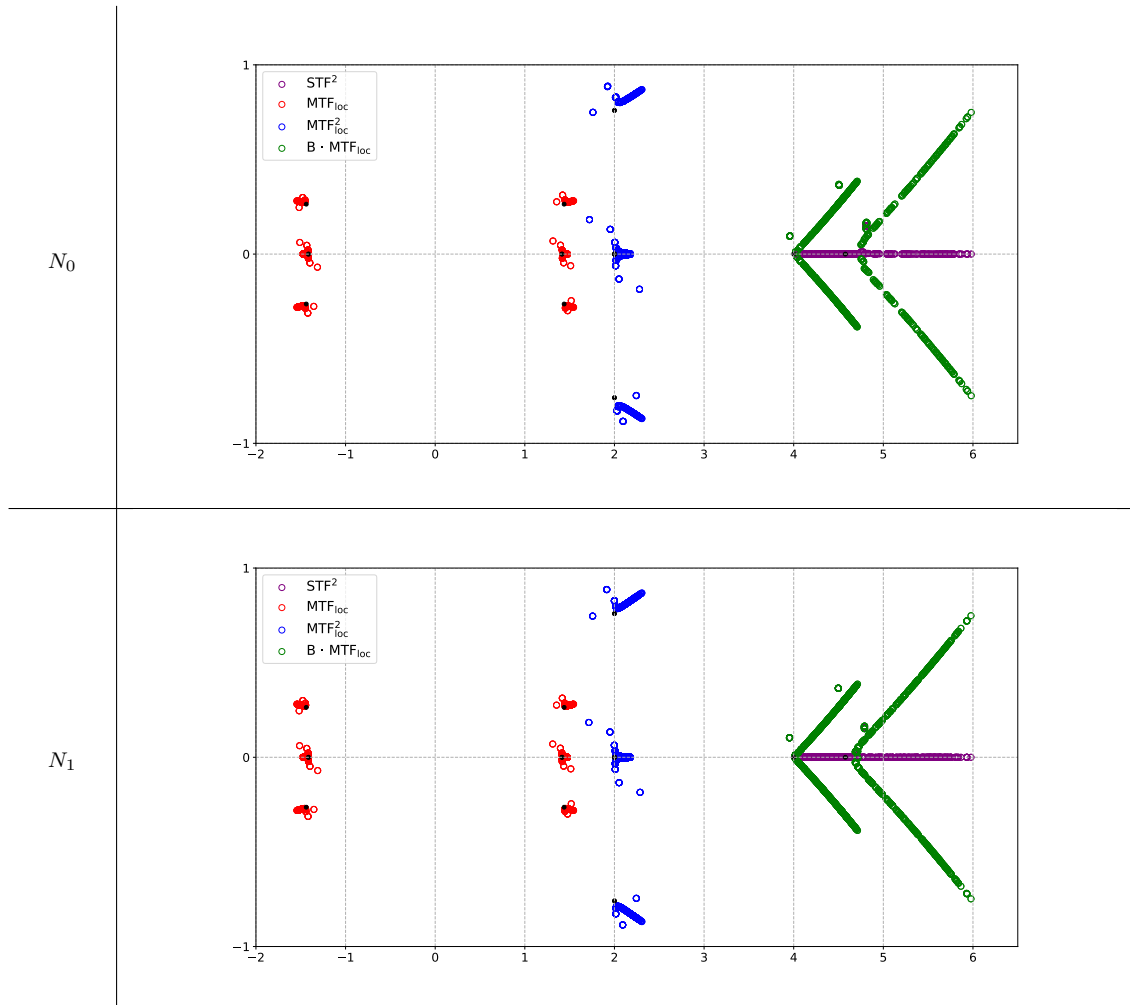


Table 5: Eigenvalues distribution for the Teflon LF case of MTF_{loc} (red), MTF_{loc}^2 (blue), $B \cdot MTF_{loc}$ (green) and STF^2 (purple).

Next, in Fig. 4, we plot the GMRes(20) convergence for N_0 (dashed line) and N_1 (solid line). We remark that the convergence behavior are very similar for each color. Also, the “second-kind” preconditioners $-STF^2$, MTF_{loc}^2 and $B \cdot MTF_{loc}$ outperform MTF_{loc} .

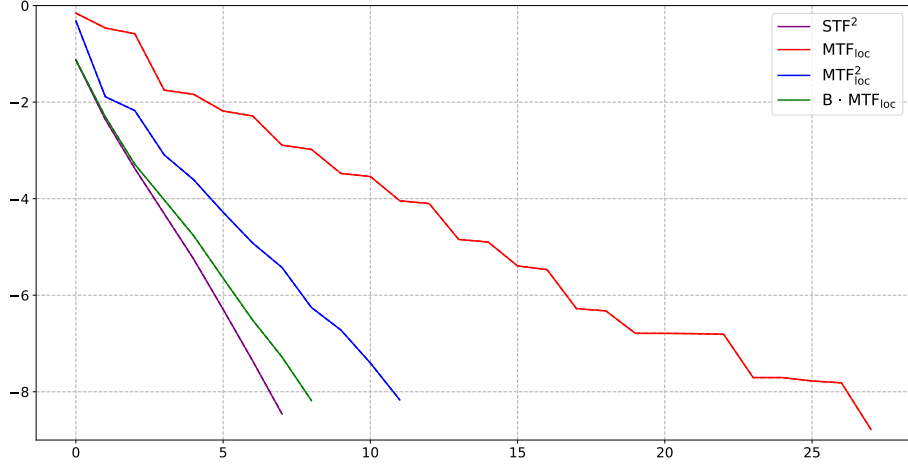


Figure 4: LF: Residual convergence of GMRes(20) for MTF_{loc} (red), $\text{MTF}_{\text{loc}}^2$ (blue), $\text{B} \cdot \text{MTF}_{\text{loc}}$ (green) and STF^2 (purple) obtained with N_0 (dashed line) and N_1 (solid line).

Afterwards, we consider both HF cases. First acknowledge that all remarks discussed before apply to those cases. In Table 4 (columns (HF) and (HF) $_{\square}$), we verify the mesh independence, as the number of iterations remains almost exactly the same with increasing mesh density. We represent the convergence of GMRes of (HF) (resp. (HF) $_{\square}$) in Fig. 5 (resp. Fig. 6). Again, the second-kind preconditioners outperform simple mass matrix preconditioning in terms of convergence of GMRes(20) –as well as in solver time (refer to columns t_{solve} in Table 4). Concerning mesh independence, the convergence curves for (HF) $_{\square}$ in Fig. 6 are almost superposed, evidencing a strong mesh independence for all cases.

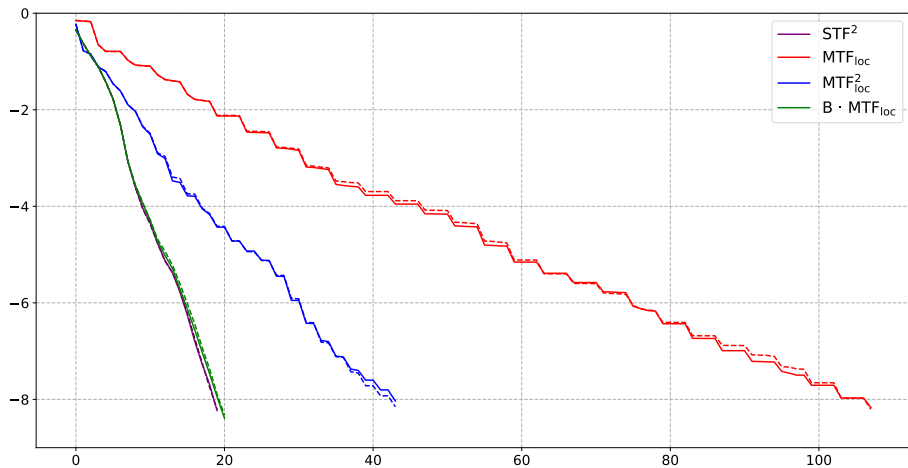


Figure 5: HF: Residual convergence of GMRes(20) for MTF_{loc} (red), $\text{MTF}_{\text{loc}}^2$ (blue), $\text{B} \cdot \text{MTF}_{\text{loc}}$ (green) and STF^2 (purple) obtained with N_0 (dashed line) and N_1 (solid line).

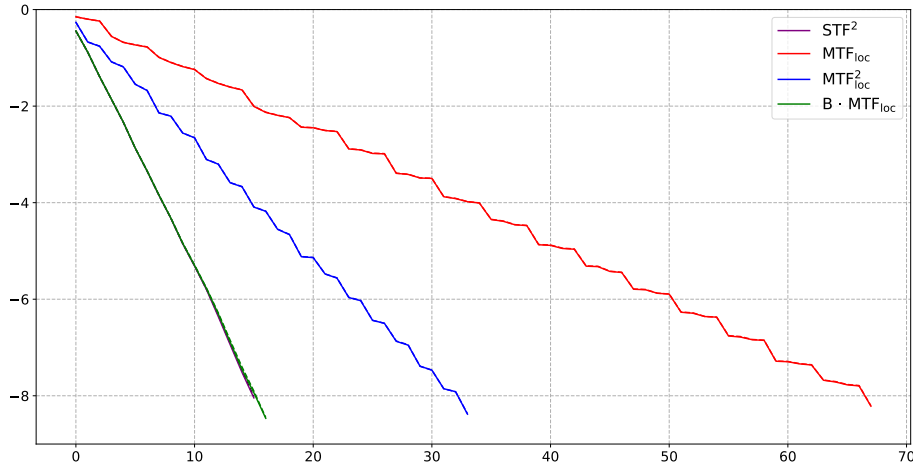


Figure 6: HFS: Residual convergence of GMRes(20) for MTF_{loc} (red), $\text{MTF}_{\text{loc}}^2$ (blue), $\text{B} \cdot \text{MTF}_{\text{loc}}$ (green) and STF^2 (purple) obtained with N_0 (dashed line) and N_1 (solid line).

To finish, $\text{B} \cdot \text{MTF}_{\text{loc}}$ appears to converge around twice as fast as $\text{MTF}_{\text{loc}}^2$ (see n_{iter} in Table 4) at the cost of 3 versus 2 matrix-vector products per iteration, benefiting a priori to $\text{MTF}_{\text{loc}}^2$. More surprisingly, $\text{B} \cdot \text{MTF}_{\text{loc}}$ converges at the same rate as STF^2 for the HF cases despite a two-fold increasing in degrees of freedom due to the use of multi-trace space.

9. Concluding remarks

This article paves the way to show well-posedness of the local MTF applied to electromagnetic wave scattering. Further research includes theoretical and numerical results for multiple domains and domains with junction or triple points. Concerning the MTF linear system preconditioning, our research hints at applying the fast preconditioning technique of [15] to produce lower requirements of matrix-vector products for the preconditioners (applicable to both $\text{MTF}_{\text{loc}}^2$ and $\text{B} \cdot \text{MTF}_{\text{loc}}$). Finally, the novel preconditioner B proposed here paves a way toward high order inverse approximation of operators and Calderón-based polynomial preconditioners [32].

References

- [1] R. Hiptmair, C. Jerez-Hanckes, Multiple traces boundary integral formulation for Helmholtz transmission problems, *Advances in Computational Mathematics* 37 (1) (2012) 39–91.
- [2] X. Claeys, R. Hiptmair, C. Jerez-Hanckes, Multitrace boundary integral equations, in: *Direct and inverse problems in wave propagation and applications*, Vol. 14 of Radon Ser. Comput. Appl. Math., De Gruyter, Berlin, 2013, pp. 51–100.
- [3] X. Claeys, R. Hiptmair, C. Jerez-Hanckes, S. Pintarelli, Novel multi-trace boundary integral equations for transmission boundary value problems, in: A. S. Fokas, B. Pelloni (Eds.), *Unified Transform for Boundary Value Problems: Applications and Advances*, SIAM, 2015, Ch. Novel Multi-Trace Boundary Integral Equations for Transmission Boundary Value Problems, pp. 227–258.
- [4] Y. Chang, R. Harrington, A surface formulation or characteristic modes of material bodies, *IEEE Trans. Antennas and Propagation* 25 (1977) 789–795.
- [5] A. Poggio, E. Miller, Integral equation solution of three-dimensional scattering problems, in: R. Mittra (Ed.), *Computer Techniques for Electromagnetics*, Pergamon, New York, 1973, Ch. 4, pp. 159–263.
- [6] T.-K. Wu, L. Tsai, Scattering from arbitrarily-shaped lossy dielectric bodies of revolution, *Radio Science* 12 (5) (1977) 709–718. doi:10.1029/RS012i005p00709. URL <http://dx.doi.org/10.1029/RS012i005p00709>
- [7] K. Cools, F. P. Andriulli, E. Michielssen, A calderón multiplicative preconditioner for the pmchwt integral equation, *IEEE transactions on Antennas and Propagation* 59 (12) (2011) 4579.

- [8] A. Kleanthous, T. Betcke, D. P. Hewett, M. W. Scroggs, A. J. Baran, Calderón preconditioning of pmchwt boundary integral equations for scattering by multiple absorbing dielectric particles, *Journal of Quantitative Spectroscopy and Radiative Transfer* 224 (2019) 383–395.
- [9] X. Claeys, R. Hiptmair, Electromagnetic scattering at composite objects: a novel multi-trace boundary integral formulation, *ESAIM Math. Model. Numer. Anal.* 46 (6) (2012) 1421–1445. doi:10.1051/m2an/2012011. URL <https://doi.org/10.1051/m2an/2012011>
- [10] X. Claeys, R. Hiptmair, Multi-trace boundary integral formulation for acoustic scattering by composite structures, *Comm. Pure Appl. Math.* 66 (8) (2013) 1163–1201. doi:10.1002/cpa.21462. URL <https://doi.org/10.1002/cpa.21462>
- [11] R. Hiptmair, C. Jerez-Hanckes, J.-F. Lee, Z. Peng, Domain decomposition for boundary integral equations via local multi-trace formulations, in: *Domain decomposition methods in science and engineering XXI*, Vol. 98 of *Lect. Notes Comput. Sci. Eng.*, Springer, Cham, 2014, pp. 43–57.
- [12] C. Jerez-Hanckes, J. Pinto, S. Tournier, Local multiple traces formulation for high-frequency scattering problems, *Journal of Computational and Applied Mathematics* 289 (2015) 306–321.
- [13] F. Henriquez, C. Jerez-Hanckes, F. Altermatt, Boundary integral formulation and semi-implicit scheme coupling for modeling cells under electrical stimulation, *Numerische Mathematik* 136 (1) (2016) 101–145.
- [14] C. Jerez-Hanckes, C. Pérez-Arancibia, C. Turc, Multitrace/singletrace formulations and Domain Decomposition Methods for the solution of Helmholtz transmission problems for bounded composite scatterers, *J. Comput. Phys.* 350 (2017) 343–360. URL <https://doi.org/10.1016/j.jcp.2017.08.050>
- [15] P. Escapil-Inchauspé, C. Jerez-Hanckes, Fast calderón preconditioning for the electric field integral equation, *IEEE Transactions on Antennas and Propagation* 67 (4) (2019) 2555–2564.
- [16] J.-C. Nédélec, *Acoustic and Electromagnetic Equations: Integral Representations for Harmonic Problems*, Vol. 144 of *Applied Mathematical Sciences*, Springer-Verlag New York, 2001.
- [17] P. Monk, et al., *Finite element methods for Maxwell’s equations*, Oxford University Press, 2003.
- [18] A. Kirsch, F. Hettlich, *Mathematical Theory of Time-harmonic Maxwell’s Equations*, Springer, 2016.
- [19] F. Vico, L. Greengard, Z. Gimbutas, Boundary integral equation analysis on the sphere, *Numer. Math.* 128 (3) (2014) 463–487. doi:10.1007/s00211-014-0619-z. URL <http://dx.doi.org/10.1007/s00211-014-0619-z>
- [20] J.-C. Nédélec, *Acoustic and electromagnetic equations*, Vol. 144 of *Applied Mathematical Sciences*, Springer-Verlag, New York, 2001, integral representations for harmonic problems. doi:10.1007/978-1-4757-4393-7.
- [21] F. Olver, D. Lozier, R. Boisvert, C. Clark (Eds.), *NIST handbook of mathematical functions*, U.S. Department of Commerce, National Institute of Standards and Technology, Washington, DC; Cambridge University Press, Cambridge, 2010.
- [22] N. N. Lebedev, *Special functions and their applications*, Dover Publications, Inc., New York, 1972.
- [23] F. Hagemann, T. Arens, T. Betcke, F. Hettlich, Solving inverse electromagnetic scattering problems via domain derivatives, *Inverse Problems*.
- [24] J. Richmond, Scattering by a ferrite-coated conducting sphere, *IEEE Transactions on antennas and propagation* 35 (1) (1987) 73–79.
- [25] X. Antoine, M. Darbas, Integral equations and iterative schemes for acoustic scattering problems (2016).
- [26] X. Claeys, Essential spectrum of local multi-trace boundary integral operators, *IMA J. Appl. Math.* 81 (6) (2016) 961–983. doi:10.1093/imamat/hxw019. URL <https://doi-org.accessdistant.sorbonne-universite.fr/10.1093/imamat/hxw019>
- [27] X. Claeys, P. Marchand, Boundary integral multi-trace formulations and optimised schwarz methods, *Computers & Mathematics with Applications*.
- [28] S. Campbell, I. Ipsen, C. Kelley, C. Meyer, GMRes and the minimal polynomial, *BIT Numerical Mathematics* 36 (4) (1996) 664–675.
- [29] W. Śmigaj, S. Arridge, T. Betcke, J. Phillips, M. Schweiger, Solving boundary integral problems with bem++, *ACM Trans. Math. Software* 2 (41) (2015) 6:1–6:40.
- [30] M. Scroggs, T. Betcke, E. Burman, W. Śmigaj, E. van’t Wout, Software frameworks for integral equations in electromagnetic scattering based on calderón identities, *Computers & Mathematics with Applications* 74 (11) (2017) 2897–2914.
- [31] Y. Saad, M. Schultz, Gmres: A generalized minimal residual algorithm for solving nonsymmetric linear systems, *SIAM Journal on scientific and statistical computing* 7 (3) (1986) 856–869.
- [32] R. Freund, On polynomial preconditioning and asymptotic convergence factors for indefinite hermitian matrices, *Linear algebra and its applications* 154 (1991) 259–288.