



HAL
open science

Coupling experimental and numerical modeling for studying mixing thermo-hydrodynamic phenomena in a microfluidic reactor working under pressure

Fan Zhang, Arnaud Erriguible, Olivier Nguyen, Carole Lecoutre-Chabot, Yves Garrabos, Uday G. Hegde, Michael Hicks, Samuel Marre

► To cite this version:

Fan Zhang, Arnaud Erriguible, Olivier Nguyen, Carole Lecoutre-Chabot, Yves Garrabos, et al.. Coupling experimental and numerical modeling for studying mixing thermo-hydrodynamic phenomena in a microfluidic reactor working under pressure. Colloque Annuel du GDR MFA 2799 – Marseille, France, Oct 2020, Marseille, France. 2 p. hal-03135084

HAL Id: hal-03135084

<https://hal.science/hal-03135084>

Submitted on 8 Feb 2021

HAL is a multi-disciplinary open access archive for the deposit and dissemination of scientific research documents, whether they are published or not. The documents may come from teaching and research institutions in France or abroad, or from public or private research centers.

L'archive ouverte pluridisciplinaire **HAL**, est destinée au dépôt et à la diffusion de documents scientifiques de niveau recherche, publiés ou non, émanant des établissements d'enseignement et de recherche français ou étrangers, des laboratoires publics ou privés.

Coupling experimental and numerical modeling for studying mixing thermo-hydrodynamic phenomena in a microfluidic reactor working under pressure

Fan Zhang¹, Arnaud Erriguible^{1,2}, Olivier Nguyen¹, Carole Lecoutre¹, Yves Garrabos¹, Uday Hegde³, Michael Hicks⁴, Samuel Marre¹

¹ ICMCB, CNRS, Univ. Bordeaux, Bordeaux INP, UMR 5026, F-33600, Pessac, France

² I2M, CNRS, Univ. Bordeaux, Bordeaux INP, UMR 5295, F-33600, Pessac

³ Case Western Reserve University, Cleveland, OH 44135, USA

⁴ NASA John H. Glenn Research Center, Cleveland, OH 44135, USA

In the frame of the SCWO insert development aiming at studying cold combustion process in supercritical water ($T < 600^\circ\text{C}$, $p < 300$ bar) for the recycling and valorization of wastes for long term exploration missions, we focus in here on mixing phenomena occurring within microreactors working in realistic pressure conditions (100 bar). We have considered model fluid mixtures (CO_2 -water diphasic and CO_2 -ethanol monophasic), which are representative of the future thermo-hydrodynamic properties, which will be used in SCWO with supercritical water. We have first identified new jetting mode for coflow injection, mostly driven by inertia. Then, we have determined by numerical simulation the mixing time associated with coflowing fluids inside microchannels for a monophasic system (CO_2 – ethanol) at both laminar and turbulent conditions.

Results

For immiscible fluids (CO_2 and water), a specific focus has been drawn on the effects of inertial forces to the interfacial and viscous forces. Three distinct modes have been identified for jet break-up in confined microfluidic scale: the conventional Rayleigh mode and two additional inertia-driven modes occurring at higher Reynolds numbers, namely: the sinuous wave breakup and an atomization-like mode. All these regimes from dripping to jetting are differentiated by characteristic droplet sizes, size distributions and the evolution of jet length as function of the external fluid velocity. A general phase diagram has been proposed to categorize the jet breakup mechanisms based on the inner and outer fluid inertial forces (Figure 1). These results provide fundamental new insight into the flow behavior of co-flowing jets confined at microscale for two immiscible fluids [1].

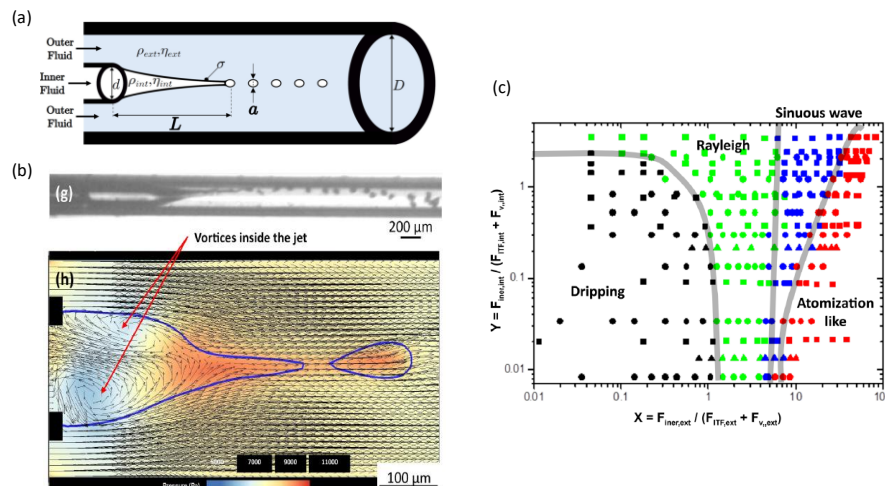


Figure 1: (a) Coflowing setup developed for this study. D and d are the inner diameters of the outer and inner tubing, respectively. L is the jet length, while a is the droplets diameter., (b) Optical image of the atomization-like mode and median plane visualization of the 3D numerical modeling of the atomization-like jetting mechanism displaying the velocity vectors inside the core of the jet, (c) Log-log plot of the ratio ($X:Y$) of the inertial forces over the sum of the viscous and interfacial forces for different investigated systems.

In the case of miscible fluids (CO_2 and ethanol), thermodynamics plays an important role over hydrodynamic behavior. Depending on the considered conditions (p , T , X_{EtOH}) and the location within the EtOH- CO_2 phase diagram, several different behaviors can be observed. In the particular case of monophasic mixture (liquid or supercritical), no obvious interface could be noticed, meaning the mixture velocity plays an essential role to characterize the fluid behavior. By applying a micro Particle Imaging Velocimetry (μPIV) technique to a mixture of ethanol and CO_2 at laminar flow conditions, the fluid mixture velocity field is obtained and compared with numerical simulation in order to provide interesting data and to estimate the micromixing time [2].

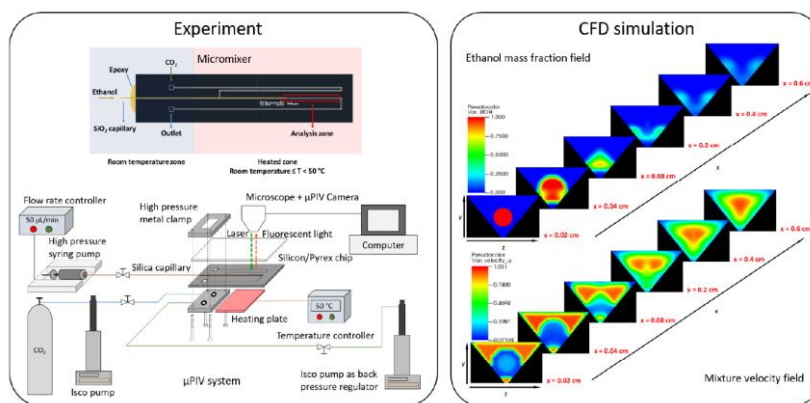


Figure 2: (Left) Experimental setup developed for acquiring the local velocity field in a CO_2 – EtOH mixture coflowing under pressure inside a microreactor. μPIV technique was used to acquire the data. (Right) Numerical modeling of the EtOH mass fraction and the local velocity of fluid for different cross section of the microchannel.

Eventually, we have investigated by numerical modelling the mixing efficiency of such devices configuration under turbulent conditions. We have shown experimentally that the turbulent mixing could be reached in the microchannel thanks to the "high pressure microfluidic" technology developed in the laboratory. The study of the mixing quality is based on two criteria commonly used in the literature. The first is the segregation intensity based on the variance of the ethanol concentration. This can be estimated for all simulation cases, from laminar to turbulent mixing. The second criterion is the micromixing time related to the turbulent kinetic energy dissipation rate directly estimated from the local velocity fluctuations in turbulent flow conditions. One of the major interests of the use of microfluidic reactors lies especially in its small scales of time and space allowing accessing mixing time in the order of magnitude of 10^{-5} second [3].




Figure 3: (top) high pressure microreactor for accessing turbulent mixing conditions on chip, (middle) Turbulent mixing of CO_2 -ethanol fluid mixture observed in a microreactor under high pressure and (bottom) 3D CFD is performed for microfluidic turbulent mixing by using direct numerical simulation (DNS).

Perspectives

The obtained results are a first test of the final configuration of mixing, which will be used in the future DECLIC SCWO insert. We are now developing a new microreactor design, made of sapphire, for implementing supercritical water and investigating – in particular the hydrothermal flame behavior (which depends on the thermo-hydrodynamic flow properties, based on the experimental and numerical tools, which have been developed.

References 2018-2020

- [1] F. Zhang, A. Erriguible, T. Gavoille, M.T. Timko, S. Marre, Inertia-driven regimes in microfluidic coflows, *Phys. Rev. Fluid*, **2018**, 3, 092201.
- [2] F. Zhang, A. Erriguible, S. Marre, Investigating Laminar Mixing in High Pressure Microfluidic Systems, *Chemical Engineering Science*, **2019**, 205, 25-35.
- [3] F. Zhang, S. Marre, A. Erriguible, Mixing intensification under turbulent conditions in a high pressure microreactor, *Chemical Engineering Journal*, **2020**, 382, 122859.

Acknowledgement: The authors thanks the CNES for financial support and the University of Bordeaux for the PhD funding of Fan Zhang.