



HAL
open science

Soluble Polymer Supported Synthesis of α -Amino Acid Derivatives

B. Sauvagnat, Katarzyna Kulig, Frédéric Lamaty, René Lazaro, Jean Martinez

► **To cite this version:**

B. Sauvagnat, Katarzyna Kulig, Frédéric Lamaty, René Lazaro, Jean Martinez. Soluble Polymer Supported Synthesis of α -Amino Acid Derivatives. *Journal of Combinatorial Chemistry*, 2000, 2 (2), pp.134-142. 10.1021/cc9900605 . hal-03125693

HAL Id: hal-03125693

<https://hal.science/hal-03125693>

Submitted on 5 Feb 2021

HAL is a multi-disciplinary open access archive for the deposit and dissemination of scientific research documents, whether they are published or not. The documents may come from teaching and research institutions in France or abroad, or from public or private research centers.

L'archive ouverte pluridisciplinaire **HAL**, est destinée au dépôt et à la diffusion de documents scientifiques de niveau recherche, publiés ou non, émanant des établissements d'enseignement et de recherche français ou étrangers, des laboratoires publics ou privés.

Soluble Polymer Supported Synthesis of α -Amino Acid Derivatives

Bérengère Sauvagnat,[†] Katarzyna Kulig,[‡] Frédéric Lamaty,^{*,†} René Lazaro,[†] and Jean Martinez[†]

Laboratoire des Aminoacides, Peptides et Protéines, CNRS–Universités Montpellier 1 et 2, Place Eugène Bataillon, 34095 Montpellier Cedex 5, France, and Department of Pharmaceutical Chemistry, Collegium Medicum, Jagiellonian University, St. Medyczna 9, 30-688 Krakow, Poland

Received October 18, 1999

A Schiff base activated glycine supported on a soluble polymer (poly(ethylene glycol) (PEG)) was readily alkylated with a wide variety of electrophiles in the presence of a carbonate base in acetonitrile. The presence of the polymer provided a phase-transfer catalysis environment which accelerated the reaction. Effects of various carbonate bases and leaving groups have been also studied. Completion of the PEG-supported reaction was obtained without using a large excess of reagents or an extra phase-transfer catalyst, even in the case of unreactive or hindered electrophiles. After cleavage from the polymer, α -amino esters are obtained in good yields.

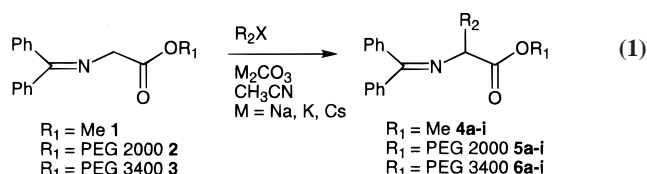
Introduction

Combinatorial chemistry has emerged as a powerful technology to generate large numbers of molecules.¹ One widely used technique in combinatorial chemistry is the solid-phase organic synthesis (SPOS). Molecules are synthesized on an insoluble solid support where reactions are driven to completion by using excess of reagents which can be removed by washing with various solvents. Nevertheless, inherent problems on an insoluble polymer are reactive site accessibility, site–site interaction, and monitoring of the reaction.^{2,15a}

One alternative to the SPOS is the liquid-phase organic synthesis (LPOS) where soluble polymers such as poly(ethylene glycol) (PEG) are utilized as supports.³ The PEG support solubilizes the reacting center in the reaction solvent. After completion of the reaction, purification is performed by precipitation, filtration, and washing of the polymer. Characterization of the polymer supported molecule is performed without preliminary cleavage of the growing structure including solution NMR and mass spectrometry.⁴

We present here our results on the synthesis of α -amino acid derivatives by alkylation of a Schiff base activated glycine supported on a poly(ethylene glycol).^{5a} Various factors that can affect the efficiency of this reaction have been studied. We are showing also that positive effects on the reactivity of the reacting center can be exerted by the polymer support.

Since from an economical and practical point of view, phase-transfer catalyzed reactions are attractive,⁶ we have recently adapted an efficient and facile alkylation method initially developed for the synthesis in solution of α -amino acids using a mild carbonate base such as K_2CO_3 on poly(ethylene glycol) (eq 1).⁷ To proceed in a reasonable amount of time in solution, this solid–liquid phase-transfer reaction



requires the use of a phase-transfer catalyst such as a quaternary ammonium salt. We showed that the presence of a PEG support is beneficial for the kinetics of the reaction and that adding an external catalyst is not necessary. We describe here the synthesis of a wide variety of α -amino esters accessible with this method which could be useful in combinatorial chemistry.

Results

The reaction of Schiff base activated glycine esters **1–3** has been systematically studied in the presence of various carbonate bases, of PEG supports of two different sizes, and of diverse electrophiles. One of the main advantage of soluble polymers is that the analysis of the completion of the reaction can be easily determined by ¹H NMR. Consequently, samples were taken regularly and analyzed, and the conversion of the starting material into the expected product was calculated.

The starting material was synthesized as described in eq 2. Both of the hydroxyl groups of the polymer PEG 2000 (respectively PEG 3400) were esterified with Boc glycine using DCC, DMAP as coupling agent to yield **7** (respectively **8**).⁸ The Boc group was cleaved with HCl gas in CH_2Cl_2 . Transimination of the resulting hydrochloride **9** (respectively **10**) with benzophenone imine yielded the starting material **2** (respectively **3**).⁹ All these reactions went to completion, and this was checked by ¹H NMR.

In the preliminary experiments that were designed, a bifunctional PEG with an average molecular weight of 2000 was used as a support to increase the loading of the resin compared to the more commonly used monofunctional HO-

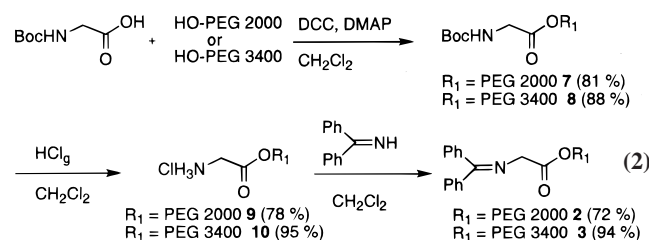
[†] Université Montpellier II.

[‡] Jagiellonian University.

Table 1. Reaction Time for Alkylation of **1–3** with *n*-BuBr in the Presence of Various Bases^a

base	1 +			1 +	
	1 (h)	2 (h)	3 (h)	PEG-OMe 2000 (h)	PEG-OMe 3400 (h)
Na ₂ CO ₃		>48 (16%) ^b			
K ₂ CO ₃	>48 (46%) ^b	32	32	32	26
Cs ₂ CO ₃	6	3	3	3	1

^a Experimental conditions: 1 equiv of activated methylene, 1.5 equiv of *n*-BuBr, 3 equiv of base in refluxing CH₃CN. ^b The number in parentheses corresponds to the conversion reached after 48 h of reaction.



PEG-OMe 5000.³ It was noticed by others¹⁰ and by our group^{5b} that in order to achieve a reasonable balance between loading and good precipitation properties, it was preferable to use a bifunctional PEG 3400-OH. The bifunctional PEG 2000-OH is often more difficult to precipitate than higher molecular weight polymer, and this probably accounts for less recovery of material and lower yields (eq 2). Bifunctional PEG 3400 was then preferred from a synthetic point of view, but since we had both families of molecules in hand (PEG 2000 and PEG 3400), we studied the influence of the polymer according to their size.

As a test reaction, we studied the alkylation of Schiff bases **1–3** with a poor alkylating agent such as *n*-BuBr with different carbonate bases (eq 1, R₂X = *n*-BuBr, M₂CO₃, M = Na, K, or Cs). The acceleration due to the PEG could be demonstrated by comparing the reaction completion time of three different experiments: one in the absence of PEG (reaction of Schiff base **1**), one with the PEG supported Schiff base (reaction of **2** and **3**), and one with Schiff base **1** using a PEG dimethyl ether as an external catalyst in the same molecular ratio.

The results are summarized in Table 1.

In all cases, the reaction in the presence of a PEG molecule was dramatically faster than the reaction in the absence of polymer: in the case of Schiff base **1** without external catalyst only 46% of conversion was obtained after 48 h with K₂CO₃. In the presence of PEG, the reaction with K₂CO₃ was complete in all cases after 32 h. Using Cs₂CO₃¹¹ as a base, the reaction time was also shorter in the presence of PEG (3 h vs 6 h).

In the case of the PEG supported reactions, the acceleration took place for both polymer sizes. When PEG-OMe was used as an external catalyst, the reaction was faster with PEG-3400. We also compared the PEG to more classical phase-transfer catalysts such as *n*-Bu₄NBr or 18-crown-6. In both cases the reaction was faster but the yields were lower (78% yield in 14 h using *n*-Bu₄NBr, 65% yield in 4 h using 18-crown-6).

Table 2. Reaction Time for Alkylation of **1–3** with *n*-BuX (X = I, Br, Cl)^a

electrophile	1 (h)		3 (h)	
	K ₂ CO ₃	Cs ₂ CO ₃	K ₂ CO ₃	Cs ₂ CO ₃
<i>n</i> -BuCl	>48 (4%) ^b	32	>48 (54%) ^b	6
<i>n</i> -BuBr	>48 (46%) ^b	6	32	3
<i>n</i> -BuI	>48 (65%) ^b	2	28	0.5

^a Experimental conditions: 1 equiv of activated methylene, 1.5 equiv of *n*-BuX, 3 equiv of base in refluxing CH₃CN. ^b The number in parentheses corresponds to the conversion reached after 48 h of reaction.

Table 3. Alkylation of Schiff Base **3** with Various Electrophiles in the Presence of Cs₂CO₃^a

6	R-X	Reaction time	yield of 6	Reaction	yield of 6	yield of
		(reflux)	(%) (reflux)	time (RT)	(%) (RT)	4 (%)
a	<i>n</i> -Bu-I	0.5 h	92	4h	89	.c
a	<i>n</i> -BuBr	3h	97	6h	85	78
a	<i>n</i> -BuCl	6h	81	8h	79	.c
b	PhCH ₂ Br	1h	91	2h	88	64
b	PhCH ₂ Cl	1h ^b	79	8h	78	.c
c		3h	98	4h	84	68
d		3h	97	4h	88	76
e		3h	88	.c	.c	84
f		2h	82	.c	.c	70
g	Ph(CH ₂) ₂ Br	2h	77	.c	.c	79
h		8h	75	.c	.c	66
i		6h	91	.c	.c	98

^a Experimental conditions: 1 equiv of activated methylene, 1.5 equiv of *n*-BuX, 3 equiv of Cs₂CO₃ in CH₃CN. ^b This reaction was performed on PEG 2000 as support. ^c Not performed.

In all cases, the reaction was faster using Cs₂CO₃ as a base. None of the reactions with Na₂CO₃ went to completion, and consequently we did not further investigate reactions with this base.

Since another key variable of these reactions was the nature of the leaving group, we studied the reaction of unreactive *n*-butyl halides in the presence of K₂CO₃ or Cs₂CO₃ (Table 2).

In the absence of PEG, none of the reactions of **1** in the presence of K₂CO₃ went to completion while the reaction of **3** went to completion in the case of bromine or iodine as leaving groups. With Cs₂CO₃, completion of the reaction of **1** could be reached with the chloride derivative in 32 h and reduced to 6 h when the reaction was supported on PEG. Since bromide and iodide reacted much faster (3 h and 0.5 h, respectively), an alternative was to perform the reaction at room temperature instead of refluxing acetonitrile. These results as well as examples of more reactive electrophiles are presented in Table 3.

A wide variety of electrophiles was used in the alkylation reaction. The strong electrophiles such as benzyl, propargyl,

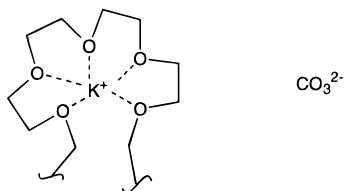
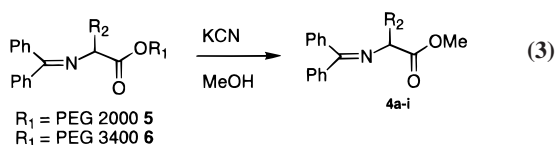


Figure 1.

or allyl halides reacted rapidly, and the reaction was complete within either 1–3 h in refluxing acetonitrile (entry **b–e**) or 2–8 h at room temperature (entry **b–d**). More hindered electrophiles such as secondary hexyl iodide (entry **h**) and methyl-3-bromo-2-methylpropionate (entry **i**) needed 6–8 h to completely react in refluxing acetonitrile. 2-Phenylethyl bromide (entry **g**) prone to β -elimination yielded the expected alkylated product **6g** without side reaction.

The α -amino esters synthesized by this method could be used for further reaction on soluble polymer support.^{5b,12} Another possibility was to cleave the protected α -amino acid from the polymer by transesterification in the presence of KCN (eq 3).¹³ In Table 3 are presented the yields corresponding to the cleavage obtained from PEG 3400 supported molecules.



Discussion

PEGs are open chain polyethers which have shown an activity as phase transfer catalysts in a wide variety of reactions.¹⁴ In the alkylation reaction that we presented, an acceleration due to the presence of the polymer had been noticed and consequently it was not necessary to use an extra catalyst such as a quaternary ammonium salt in order to reach completion of the reaction. Probably the PEG support acts as a stoichiometric catalyst in this solid–liquid phase-transfer reaction. Alternating oxygen atoms present in the polymer provides cation coordination, solubilizing at least partially the inorganic base in the solvent and enhancing the strength of the anion, in a way comparable to the complexation of a cation by a crown ether (Figure 1).

Nevertheless, this influence is not as effective as the one obtained with a crown ether such as 18-crown-6. However, from a practical, economical, and toxicity point of view, PEG-OMe is a good choice for use as an external catalyst.

It has been proposed recently that supports used in solid-phase synthesis are like solvents, and thorough studies have shown that for a given reaction the reaction rate could depend on the nature of the resin support.¹⁵ To our knowledge, although the effect of the resins in the solid phase have been studied, there are few examples dealing with the influence of the polymer on a poly(ethylene glycol) supported substrate. Bayer et al.^{16a} described the acceleration in PEG supported peptide coupling. Bergbreiter et al.^{16b} noticed that in some cases a PEG support can act as a macromolecular protection in a hydrogenation reaction. Metha et al.^{16c} described a positive dual effect of the PEG support for

scandium promoted cleavage of a sugar molecule from the polymer. A similar accelerating effect has been described in a Heck reaction.^{5b,16d}

The supported reactions on PEG 2000 or PEG 3400 have a similar rate positive effect independent of their size. It is commonly accepted that in some reactions only one cation at a time is coordinated and transferred in the solvent by one molecule of PEG.¹⁷ Therefore, this process does not depend on the size of the polymer. Nevertheless, this cannot be generalized to the whole family of PEGs since we have been studying this effect on two PEGs of similar sizes. However, since mechanical loss of PEG 2000 supported molecules was higher, PEG 3400 was chosen as the preferred support.

The reaction of PEG 3400-OMe as an external catalyst was faster than for the supported reaction. One explanation could be that PEG 3400-OMe is a better catalyst than **3** in this reaction but we did not investigate this point in detail.

The results of the alkylation reaction showed that the method developed here is very mild, efficient, and versatile. Cs_2CO_3 proved to be the base of choice in these alkylation reactions. A wide variety of alkylating agent can be used, and it is noteworthy that, in sharp contrast to the corresponding reaction in the solid phase on a Wang resin,¹⁸ it was not necessary to use excess reagents in order to obtain completion of the reaction in a reasonable amount of time. Basically, 1.5 equiv of electrophile per activated methylene were employed, but one can go as low as 1.1 equiv to obtain the same result. Even in the case of very unreactive or hindered electrophiles, reaction went to completion without using a large excess of alkylating agents or an extra phase-transfer catalyst. Furthermore, this method is also cost-effective since one can consider working with chlorides instead of more expensive or less available (at least industrially) bromides and iodides. Also, this reaction does not require the use of expensive base or sophisticated conditions even if they are also effective.¹⁹

In conclusion, we have developed an efficient synthesis of PEG supported α -amino esters which could be useful in combinatorial chemistry.

Experimental Section

General. All reagents were obtained from Aldrich Chemical Co. and used without purification. ¹H and ¹³C NMR analyses were performed, respectively, with a Brüker Advance DPX-200 and 400 MHz spectrometer. Infrared spectra were recorded on a Perkin-Elmer FT-IR spectrometer Paragon 1000, taken as a micro cup of KBr by diffuse reflectance, and only characteristic absorptions were reported. Mass spectra (electrospray ionization mode ESIMS) were taken on a Platform II (Micromass, Manchester, U.K.) quadrupole mass spectrometer fitted with an electrospray interface. We report the mass spectrometry for PEG 3400 only. The mass spectrometer was calibrated in the positive-ion ESI mode. The samples were dissolved in H₂O/CH₃CN (50/50 in vol.). Multiprotonated ions were recovered in the positive mode. PEG 3400 supported molecules appeared as distributions corresponding to charge states ranging from +2 to +5, and oligomers between $n = 74$ to $n = 88$ were

detected. Only one significant peak was reported corresponding to $n = 75$ or $n = 80$ when the sample was triply (noted +3) or quadruply (noted +4) protonated, and we used the increment of mass between the product and the PEG 3400 to confirm the spectrum. Correlations between the calculated and measured values were observed in both of the protonation states considered.

Poly(ethylene glycol)-2000 Di(*tert*-butyloxycarbonyl-glycinate) (7). A mixture of poly(ethylene glycol)-2000 (40.0 g, 20 mmol), *tert*-butyloxycarbonyl glycine (7.0 g, 40 mmol), and DMAP (4.9 g, 40 mmol) in 200 mL of CH_2Cl_2 was cooled to 0 °C. After 10 min, DCC (8.2 g, 40 mmol) was added. The reaction mixture was stirred for 14 h at room temperature. The precipitate of DCU was filtered, and the solution was concentrated and precipitated in Et_2O . The product was filtered and dried in vacuo to yield 37.6 g (81%) of the title compound: IR (KBr) 2872 (m), 1710 (s), 1526 (m), 1223 (m) cm^{-1} ; ^1H NMR (CDCl_3 , Me_4Si) δ 1.45 (s, 9H), 3.50–3.70 (s large, $\approx 180\text{H}$), 3.95–4.05 (m, 2H), 4.25–4.35 (m, 2H), 5.05–5.15 (m, 1H).

Poly(ethylene glycol)-3400 Di(*tert*-butyloxycarbonyl-glycinate) (8). The same procedure as that for the synthesis of **7** was used with poly(ethylene glycol)-3400 (17.0 g, 5 mmol), *tert*-butyloxycarbonyl glycine (1.75 g, 10 mmol), and DMAP (0.30 g, 1 mmol) in 100 mL of CH_2Cl_2 to yield 17.5 g (94%) of the title compound: IR (KBr) 2881 (m), 1718 (s), 1499 (m), 1260 (m) cm^{-1} ; ^1H NMR (CDCl_3 , Me_4Si) δ 1.45 (s, 9H), 3.50–3.80 (s large, $\approx 310\text{H}$), 3.95–4.05 (m, 2H), 4.25–4.35 (m, 2H), 5.05–5.15 (m, 1H); MS (Electrospray) m/z , $n = 75$, 1220.53 (+3), $n = 80$, 970.52 (+4).

Poly(ethylene glycol)-2000 Di(glycinate hydrochloride) (9). HCl gas was bubbled through a solution of **7** (39.8 g, 17.2 mmol) in 200 mL of CH_2Cl_2 for 4 h. HCl was evaporated, CH_2Cl_2 was added and evaporated, and this was repeated three times. The solution was precipitated in Et_2O and the product filtered and dried in vacuo to yield 29.4 g (78%) of the title compound: IR (KBr) 3418 (s), 2876 (m), 1752 (m), 1106 (s) cm^{-1} ; ^1H NMR (CDCl_3 , Me_4Si) δ 3.50–3.70 (s large, $\approx 180\text{H}$), 3.90–4.05 (m, 2H), 4.35–4.45 (m, 2H).

Poly(ethylene glycol) 3400 Di(glycinate hydrochloride) (10). The same procedure as for the synthesis of **9** was used with **8** (16.17 g, 4.35 mmol) in 100 mL of CH_2Cl_2 , to yield 15.5 g (99%) of the title compound: IR (KBr) 3340 (m), 2868 (m), 1750 (s), 1100 (m) cm^{-1} ; ^1H NMR (CDCl_3 , Me_4Si) δ 3.50–3.70 (s large, $\approx 310\text{H}$), 3.90–4.05 (m, 2H), 4.35–4.45 (m, 2H); MS (Electrospray) m/z , $n = 75$, 1161.01 (+3), $n = 80$, 915.59 (+4).

Methyl *N*-(Diphenylmethylene)glycinate (1).⁹ A mixture of glycine methyl ester hydrochloride (2 g, 15.9 mmol) and benzophenone imine (2.88 g, 15.9 mmol) was stirred in 50 mL of CH_2Cl_2 under argon at room temperature for 24 h. The precipitate of NH_4Cl was filtered, and the filtrate was concentrated, taken up in 50 mL of Et_2O , washed with 50 mL of water, and dried over MgSO_4 . Recrystallization from Et_2O /hexane yielded 3.58 g (89%) of the title compound: IR (KBr) 3120 (m), 1748 (m), 1616 (s), 1184 (m) cm^{-1} ; ^1H NMR (CDCl_3 , Me_4Si) δ 3.70 (s, 3H), 4.20 (s, 2H), 7.20–7.60 (m, 10H).

Poly(ethylene glycol)-2000 Di(*N*-(diphenylmethylene)-glycinate) (2). A mixture of **9** (22.7 g, 10.37 mmol) and benzophenone imine (3.8 g, 21.75 mmol) in 300 mL of CH_2Cl_2 was stirred for 24 h at room temperature. The precipitate of NH_4Cl was filtered, and the filtrate was concentrated and purified by precipitation of the product in Et_2O , filtration, and drying in vacuo to yield 18.2 g (71.6%) of the title compound: IR (KBr) 2872 (m), 1744 (m), 1627 (m), 1140 (s) cm^{-1} ; ^1H NMR (CDCl_3 , Me_4Si) δ 3.50–3.70 (s large, $\approx 180\text{H}$), 4.20 (s, 2H), 4.25–4.35 (m, 2H), 7.20–7.70 (m, 10H); ^{13}C NMR (CDCl_3 , Me_4Si) δ 55.92, 62.09, 64.36, 66.23, 69.44, 70.74–70.96, 72.93, 128.45, 128.68, 128.90, 129.11, 129.16, 130.44, 130.87, 132.82, 136.35, 137.97, 139.61, 170.99, 172.31.

Poly(ethylene glycol)-3400 Di(*N*-(diphenylmethylene)-glycinate) (3). The same procedure as that for the synthesis of **2** was used starting from **10** (7.17 g, 2 mmol) and benzophenone imine (0.73 g, 4 mmol) in 100 mL of CH_2Cl_2 to yield 7.24 g (94%) of the title compound: IR (KBr) 2876 (m), 1738 (m), 1634 (m), 1138 (m) cm^{-1} ; ^1H NMR (CDCl_3 , Me_4Si) δ 3.50–3.70 (s large, $\approx 310\text{H}$), 4.20 (s, 2H), 4.25–4.35 (m, 2H), 7.15–7.75 (m, 10H); ^{13}C NMR (CDCl_3 , Me_4Si) δ 55.85, 64.30, 69.35, 70.66–70.89, 127.96, 128.39, 129.07, 129.21, 130.82, 136.25, 139.53, 170.87, 172.21; MS (Electrospray) m/z , $n = 75$, 1263.27 (+3), $n = 80$, 996.91 (+4).

Methyl 2-(*N*-(Diphenylmethylene amino)hexanoate (4a). A mixture of **1** (0.064 g, 0.25 mmol), butyl halide (0.375 mmol), and inorganic base (0.75 mmol) in 10 mL of CH_3CN was refluxed for the indicated time. After cooling, the base was filtered and the filtrate was concentrated, dissolved in CH_2Cl_2 , and filtered. Then, in the case of poly(ethylene glycol)-OMe used as catalyst, the solution was precipitated in Et_2O and the filtrate was dried in vacuo. When *n*-Bu₄NBr or 18-C-6 were used as catalyst, the CH_2Cl_2 solution was filtered and the filtrate was washed three times with water, dried on MgSO_4 , concentrated, and dried in vacuo.

(a) With BuBr (0.05 g), K_2CO_3 (0.11 g): The reaction was not complete after 48 h of refluxing.

(b) With BuBr (0.05 g), K_2CO_3 (0.11 g), poly(ethylene glycol)-2000-OMe (0.5 equiv, 0.25 g): The reaction mixture was refluxed for 32 h to yield 0.065 g (85%) of the title compound: IR (neat) 2854 (m), 1731 (s), 1626 (m), 1277 (s) cm^{-1} ; ^1H NMR (CDCl_3 , Me_4Si) δ 0.90 (t, $J = 6.5$ Hz, 3H), 1.15–1.35 (m, 4H), 1.85–1.95 (m, 2H), 3.35–3.45 (m, 2H), 3.70 (s, 3H), 4.15–4.25 (m, 1H), 7.20–7.80 (m, 10H).

(c) With BuBr (0.05 g), K_2CO_3 (0.11 g), poly(ethylene glycol)-3400-OMe (0.5 equiv, 0.43 g): The reaction mixture was refluxed for 26 h to yield 0.064 g (83%) of the title compound.

(d) With BuBr (0.05 g), K_2CO_3 (0.11 g), *n*-Bu₄NBr (1 equiv, 0.081 g):⁷ The reaction mixture was refluxed for 14 h to yield 0.060 g (78%) of the title compound.

(e) With BuBr (0.05 g), K_2CO_3 (0.11 g), 18-crown-6 (1 equiv, 0.066 g): The reaction mixture was refluxed for 4 h to yield 0.050 g (65%) of the title compound.

(f) With BuBr (0.05 g), Cs_2CO_3 (0.24 g): The reaction mixture was refluxed for 6 h to yield 0.073 g (94%) of the title compound.

(g) With BuBr (0.05 g), Cs₂CO₃ (0.24 g), poly(ethylene glycol)-2000-OMe (0.5 equiv, 0.25 g): The reaction mixture was refluxed for 2 h to yield 0.070 g (91%) of the title compound.

(h) With BuBr (0.05 g), Cs₂CO₃ (0.24 g), poly(ethylene glycol)-3400-OMe (0.5 equiv, 0.43 g): The reaction mixture was refluxed for 1 h to yield 0.077 g (98%) of the title compound.

(i) With BuI (0.07 g), K₂CO₃ (0.11 g): The reaction was not complete after 48 h of refluxing.

(j) With BuI (0.07 g), K₂CO₃ (0.11 g), poly(ethylene glycol)-3400-OMe (0.5 equiv, 0.43 g): The reaction mixture was refluxed for 2 h to yield 0.068 g (88%) of the title compound.

(k) With BuI (0.07 g), Cs₂CO₃ (0.24 g): The reaction mixture was refluxed for 2 h to yield 0.073 g (95%) of the title compound.

(l) With BuI (0.07 g), Cs₂CO₃ (0.24 g), poly(ethylene glycol)-3400-OMe (0.5 equiv, 0.43 g): The reaction mixture was refluxed for 1/2 h to yield 0.077 g (98%) of the title compound.

(m) With BuCl (0.04 g), K₂CO₃ (0.11 g): The reaction was not complete after 48 h of refluxing.

(n) With BuCl (0.04 g), Cs₂CO₃ (0.24 g): The reaction mixture was refluxed for 32 h to yield 0.065 g (84%) of the title compound.

Poly(ethylene glycol)-2000 Di(2(*N*-(diphenylmethylene-amino))hexanoate) (5a). A heterogeneous mixture of **2** (0.31 g, 0.125 mmol), butyl halide (0.375 mmol), and inorganic base (0.75 mmol) in 10 mL of CH₃CN was refluxed for the indicated time. After cooling, the base was filtered and the filtrate was concentrated, dissolved in CH₂Cl₂, filtered, and then precipitated in Et₂O. The product was filtered and dried in vacuo.

(a) With BuBr (0.05 g), K₂CO₃ (0.11 g): The reaction mixture was refluxed for 32 h to yield 0.24 g (74%) of the title compound: IR (KBr) 2868 (m), 1736 (s), 1363 (m), 1142 (s) cm⁻¹; ¹H NMR (CDCl₃, Me₄Si) δ 0.85 (t, *J* = 7.0 Hz, 3H), 1.10–1.70 (m, 4H), 1.85–2.00 (m, 2H), 3.50–3.70 (s large, ≈180H), 4.05–4.15 (m, 1H), 4.20–4.35 (m, 2H), 7.15–7.80 (m, 10H); ¹³C NMR (CDCl₃, Me₄Si) δ 14.33, 22.77, 28.46, 33.65, 61.89, 64.27, 65.70, 69.29, 70.07–70.87, 73.00, 128.23, 128.39, 128.86, 128.97, 129.14, 130.63, 136.82, 139.93, 142.95, 170.67, 172.73.

(b) With BuI (0.07 g), K₂CO₃ (0.11 g): The reaction mixture was refluxed for 28 h to yield 0.29 g (91%) of the title compound.

(c) With BuCl (0.04 g), K₂CO₃ (0.11 g): The reaction was not complete after 48 h of refluxing.

(d) With BuBr (0.05 g), Cs₂CO₃ (0.24 g): The reaction mixture was refluxed for 3 h to yield 0.27 g (84%) of the title compound.

(e) With BuI (0.07 g), Cs₂CO₃ (0.24 g): The reaction mixture was refluxed for 1/2 h to yield 0.31 g (97%) of the title compound.

(f) With BuCl (0.04 g), Cs₂CO₃ (0.24 g): The reaction mixture was refluxed for 6 h to yield 0.25 g (78%) of the title compound.

Poly(ethylene glycol)-3400 Di(2(*N*-(diphenylmethylene-amino))hexanoate) (6a). The same procedure as for the synthesis of **5a** was used with **3** (0.48 g, 0.125 mmol), butyl halide (0.375 mmol), and inorganic base (0.75 mmol) in 10 mL of CH₃CN.

(a) With BuBr (0.05 g), K₂CO₃ (0.11 g): The reaction mixture was refluxed for 32 h to yield 0.45 g (92%) of the title compound: IR (KBr) 2872 (m), 1739 (s), 1358 (m), 1112 (m) cm⁻¹; ¹H NMR (CDCl₃, Me₄Si) δ 0.85 (t, *J* = 7.0 Hz, 3H), 1.10–1.70 (m, 4 H), 1.85–2.00 (m, 2H), 3.50–3.80 (s large, ≈310H), 4.05–4.15 (m, 1H), 4.20–4.35 (m, 2H), 7.15–7.80 (m, 10H); ¹³C NMR (CDCl₃, Me₄Si) δ 14, 35, 19, 27, 22, 80, 28, 49, 31, 02, 33, 67, 62, 07, 64, 30, 65, 72, 67, 19, 68, 29, 69, 41, 70, 44–71, 74, 72, 94, 128, 26, 128, 41, 128, 88, 128, 97, 129, 16, 130, 64, 136, 86, 139, 96, 170, 67, 172, 75; MS (Electrospray) *m/z*, *n* = 75, 1307.64 (+3), *n* = 80, 1025.16 (+4).

(b) With BuBr (0.05 g), Cs₂CO₃ (0.24 g): The reaction mixture was refluxed for 3 h to yield 0.48 g (97%) of the title compound.

(c) With BuBr (0.05 g), Na₂CO₃ (0.08 g): The reaction was not complete after 48 h of refluxing.

(d) With BuI (0.07 g), K₂CO₃ (0.11 g): The reaction mixture was refluxed for 28 h to yield 0.43 g (87%) of the title compound.

(e) With BuCl (0.04 g), K₂CO₃ (0.11 g): The reaction was not complete after 48 h of refluxing.

(f) With BuI (0.07 g), Cs₂CO₃ (0.24 g): The reaction mixture was refluxed for 1/2 h to yield 0.455 g (92%) of the title compound.

(g) With BuCl (0.04 g), Cs₂CO₃ (0.24 g): The reaction mixture was refluxed for 6 h to yield 0.40 g (81%) of the title compound.

(h) With BuBr (0.05 g), Cs₂CO₃ (0.24 g): The reaction mixture was stirred at room temperature for 6 h to yield 0.42 g (85%) of the title compound.

(i) with BuI (0.07 g), Cs₂CO₃ (0.24 g): The reaction mixture was stirred at room temperature for 4 h to yield 0.44 g (89%) of the title compound.

(j) With BuCl (0.04 g), Cs₂CO₃ (0.24 g). The reaction mixture was stirred at room temperature for 8 h to yield 0.39 g (79%) of the title compound.

Methyl *N*-(Diphenylmethylene)phenylalaninate (4b). A mixture of methyl *N*-(diphenylmethylene)-glycinate **1** (0.064 g, 0.25 mmol), benzyl halide (0.375 mmol), and inorganic base (0.75 mmol) in 10 mL of CH₃CN was refluxed for the indicated time. After cooling, the base was filtered and the filtrate was concentrated, dissolved in CH₂Cl₂, and filtered. Then, in the case of poly(ethylene glycol)-OMe as catalyst, the filtrate was precipitated in Et₂O, the solution was evaporated, and the product was dried in vacuo.

(a) With PhCH₂Br (0.06 g), K₂CO₃ (0.11 g): The reaction mixture was refluxed for 24 h to yield 0.076 g (89%) of the title compound: IR (neat) 2869 (m), 1718 (s), 1676 (m), 1141 (s) cm⁻¹; ¹H NMR (CDCl₃, Me₄Si) δ 3.15–3.25 (m, 2H), 3.75 (s, 3H), 4.20–4.30 (dd, *J*₁ = 9 Hz, *J*₂ = 4.5 Hz, 1H), 6.55–6.65 (m, 2H), 7.10–7.70 (m, 13H).

(b) With PhCH₂Br (0.06 g), K₂CO₃ (0.11 g), poly(ethylene glycol)-3400-OMe (0.5 equiv, 0.43 g): The reaction mixture was refluxed for 24 h to yield 0.082 g (96%) of the title compound.

(c) With PhCH₂Br (0.06 g), Cs₂CO₃ (0.24 g): The reaction mixture was refluxed for 3 h to yield 0.081 g (94%) of the title compound.

(d) With PhCH₂Br (0.06 g), Cs₂CO₃ (0.24 g), poly(ethylene glycol)-3400-OMe (0.5 equiv, 0.43 g): The reaction mixture was refluxed for 1/2 h to yield 0.084 g (98%) of the title compound.

(e) With PhCH₂Cl (0.05 g), K₂CO₃ (0.11 g): The reaction was not complete after 32 h of refluxing.

(f) With PhCH₂Cl (0.05 g), K₂CO₃ (0.11 g), poly(ethylene glycol)-3400-OMe (0.5 equiv, 0.43 g): The reaction mixture was refluxed for 24 h to yield 0.073 g (85%) of the title compound.

(g) With PhCH₂Cl (0.05 g), Cs₂CO₃ (0.24 g): The reaction mixture was refluxed for 1 h to yield 0.068 g (79%) of the title compound.

Poly(ethylene glycol)-2000 Di(*N*-(diphenylmethylene)-phenylalaninate) (5b). A heterogeneous mixture of **2** (0.31 g, 0.125 mmol), benzyl halide (0.375 mmol), and inorganic base (0.75 mmol) in 10 mL of CH₃CN was refluxed for the indicated time. After cooling, the base was filtered, the filtrate was concentrated, dissolved in CH₂Cl₂, filtered and then, precipitated in Et₂O. The product was filtered and dried in vacuo.

(a) With PhCH₂Br (0.06 g), K₂CO₃ (0.11 g): The reaction mixture was refluxed for 6 h to yield 0.245 g (74%) of the title compound: IR (KBr) 2870 (m), 1740 (s), 1658 (m), 1140 (s) cm⁻¹; ¹H NMR (CDCl₃, Me₄Si) δ 3.10–3.25 (m, 2H), 3.50–3.70 (s large, ≈180H), 4.15–4.25 (m, 2H), 4.25–4.35 (m, 1H), 6.55–7.65 (m, 15H); ¹³C NMR (CDCl₃, Me₄-Si) δ 39.93, 61.87, 64.54, 67.52, 69.37, 70.08–71.70, 72.92, 126.68, 128.22, 128.37, 128.49, 128.53, 128.67, 128.72, 128.85, 128.92, 129.13, 129.24, 129.69, 129.78, 130.25, 130.65, 136.43, 138.30, 139.74, 171.31, 172.03.

(b) With PhCH₂Cl (0.05 g), K₂CO₃ (0.11 g): The reaction mixture was refluxed for 10 h to yield 0.22 g (67%) of the title compound.

(c) With PhCH₂Br (0.06 g), Cs₂CO₃ (0.24 g): The reaction mixture was refluxed for 1 h to yield 0.31 g (94%) of the title compound.

(d) With PhCH₂Cl (0.05 g), Cs₂CO₃ (0.24 g): The reaction mixture was refluxed for 1 h to yield 0.26 g (79%) of the title compound.

Poly(ethylene glycol)-3400 Di(*N*-(diphenylmethylene)-phenylalaninate) (6b). The same procedure as for the synthesis of **5b** was used with **3** (0.48 g, 0.125 mmol), benzyl halide (0.375 mmol), and inorganic base (0.75 mmol) in 10 mL of CH₃CN.

(a) With PhCH₂Br (0.06 g), Cs₂CO₃ (0.24 g): The reaction mixture was refluxed for 1 h to yield 0.46 g (91%) of the title compound: IR (KBr) 2870 (m), 1734 (s), 1662 (m), 1276 (s), 1140 (s) cm⁻¹; ¹H NMR (CDCl₃, Me₄Si) δ 3.10–3.25 (m, 2H), 3.50–3.70 (s large, ≈310H), 4.15–4.25 (m, 2H), 4.25–4.35 (m, 1H), 6.55–7.65 (m, 15H); ¹³C NMR (CDCl₃, Me₄Si) δ 39.92, 61.70, 64.53, 67.50, 69.35, 70.35–

70.97, 72.90, 126.68, 128.02, 128.36, 128.53, 128.72, 129.11, 130.23, 130.64, 136.40, 138.28, 139.72, 171.29, 172.01; MS (Electrospray) *m/z*, *n* = 75, 1330.25 (+3), *n* = 80, 1042.10 (+4).

(b) With PhCH₂Br (0.06 g), Cs₂CO₃ (0.24 g): The reaction mixture was stirred at room temperature for 2 h to yield 0.44 g (88%) of the title compound.

(c) With PhCH₂Cl (0.05 g), Cs₂CO₃ (0.24 g): The reaction mixture was stirred at room temperature for 8 h to yield 0.39 g (78%) of the title compound.

Poly(ethylene glycol)-2000 Di(*N*-(diphenylmethylene)-amino)-4-pentenoate (5c). Allyl bromide (0.18 g, 1.5 mmol) was added to **2** (1.22 g, 0.5 mmol) and potassium carbonate (0.42 g, 3 mmol) in 20 mL of CH₃CN. The mixture was refluxed for 14 h. After cooling, the base was filtered and the filtrate was concentrated, dissolved in CH₂Cl₂, filtered, and then precipitated in Et₂O. The product was filtered and dried in vacuo to yield 0.97 g (77%) of the title compound: IR (KBr) 2868 (m), 1735 (s), 1652 (m), 1126 (s), 956 (m) cm⁻¹; ¹H NMR (CDCl₃, Me₄Si) δ 2.60–2.70 (m, 2H), 3.50–3.70 (s large, ≈180H), 4.10–4.20 (m, 1H), 4.25–4.35 (m, 2H), 4.90–5.10 (m, 2H), 5.60–5.80 (m, 1H), 7.20–7.80 (m, 10H); ¹³C NMR (CDCl₃, Me₄Si) δ 38.42, 61.12, 64.44, 65.54, 69.42, 70.07–70.92, 72.25, 118.06, 128.06, 128.36, 128.43, 128.69, 128.91, 129.07, 129.17, 129.24, 130.46, 130.75, 132.83, 134.72, 136.76, 139.94, 171.09, 172.11.

Poly(ethylene glycol)-3400 Di(*N*-(diphenylmethylene)-amino)-4-pentenoate (6c). Allyl bromide (0.05 g, 0.375 mmol) was added to **3** (0.48 g, 0.125 mmol) and cesium carbonate (0.24 g, 0.75 mmol) in 10 mL of CH₃CN. The mixture was refluxed for 3 h. After cooling, the base was filtered and the filtrate was concentrated, dissolved in CH₂-Cl₂, filtered, and then precipitated in Et₂O. The product was filtered and dried in vacuo to yield 0.48 g (98%) of the title compound: IR (KBr) 2871 (m), 1736 (s), 1655 (m), 1137 (s), 948 (m) cm⁻¹; ¹H NMR (CDCl₃, Me₄Si) δ 2.60–2.70 (m, 2H), 3.50–3.80 (s large, ≈310H), 4.15–4.25 (m, 1H), 4.25–4.35 (m, 2H), 4.95–5.15 (m, 2H), 7.15–7.80 (m, 10H); ¹³C NMR (CDCl₃, Me₄Si) δ 38.35, 61.95, 64.38, 65.48, 69.35, 70.51–70.91, 72.93, 118.01, 128.30, 128.37, 128.87, 129.02, 129.17, 130.69, 134.67, 136.70, 139.88, 171.01, 171.99; MS (Electrospray) *m/z*, *n* = 75, 1297.08 (+3), *n* = 80, 1022.60 (+4).

The same procedure as that for the synthesis of **6c** was used in the same proportions, and the mixture was stirred at room temperature for 4 h to yield 0.41 g (84%) of the title compound.

Poly(ethylene glycol)-2000 Di(*N*-(diphenylmethylene)-amino)-4-pentynoate (5d). Propargyl bromide (0.18 g, 1.5 mmol) was added to **2** (1.22 g, 0.5 mmol) and potassium carbonate (0.42 g, 3 mmol) in 20 mL of CH₃CN. The mixture was refluxed for 14 h. After cooling, the base was filtered and the filtrate was concentrated, dissolved in CH₂Cl₂, filtered, and then precipitated in Et₂O. The product was filtered and dried in vacuo to yield 0.82 g (65%) of the title compound: IR (KBr) 2862 (m), 2162 (m), 1735 (s), 1654 (s), 1059 (m) cm⁻¹; ¹H NMR (CDCl₃, Me₄Si) δ 1.90–2.00 (m, 1H), 2.75–2.85 (m, 2H), 3.50–3.70 (s large, ≈180 H),

4.15–4.25 (m, 2H), 4.25–4.35 (m, 1H), 7.20–7.70 (m, 10H); ^{13}C NMR (CDCl_3 , Me_4Si) δ 24.56, 61.88, 64.51, 64.93, 69.46, 70.51–71.08, 72.90, 81.36, 128.19, 128.59, 128.81, 129.01, 129.26, 129.31, 129.55, 130.60, 131.06, 132.96, 136.50, 139.95, 171.00, 172.57.

Poly(ethylene glycol)-3400 Di(2(*N*-(diphenylmethylen-amino))-4-pentynoate) (6d). Propargyl bromide (0.06 g, 0.375 mmol) was added to **3** (0.48 g, 0.125 mmol) and cesium carbonate (0.24 g, 0.75 mmol) in 10 mL of CH_3CN . The mixture was refluxed for 3 h. After cooling, the base was filtered and the filtrate was concentrated, dissolved in CH_2Cl_2 , filtered, and then precipitated in Et_2O . The product was filtered and dried in vacuo to yield 0.475 g (97%) of the title compound: IR (KBr) 2868 (m), 2132 (m), 1736 (s), 1646 (m), 1142 (s) cm^{-1} ; ^1H NMR (CDCl_3 , Me_4Si) δ 1.95–2.00 (m, 1H), 2.75–2.90 (m, 2H), 3.50–3.80 (s large, $\approx 310\text{H}$), 4.15–4.25 (m, 2H), 4.25–4.35 (m, 1H), 7.20–7.70 (m, 10H); ^{13}C NMR (CDCl_3 , Me_4Si) δ 23.67, 62.02, 64.34, 64.76, 68.93, 69.28, 70.37–71.73, 72.95, 81.17, 128.42, 128.63, 128.84, 129.14, 129.36, 130.88, 136.32, 139.77, 170.79, 172.36; MS (Electrospray) m/z , $n = 75$, 1295.55 (+3), $n = 80$, 1015.78 (+4).

The same procedure as that for the synthesis of *N*-(diphenylmethylen-amino)-pent-4-ynoic acid poly(ethylene glycol)-3400 ester **6d** was used in the same proportion, and the mixture was stirred at room temperature for 4 h to yield 0.43 g (88%) of the title compound.

Poly(ethylene glycol)-2000 Di(2(*N*-(diphenylmethylen-amino))-4-methylene-4-methoxycarbonylpentanoate) (5e). Methyl 2-(bromomethyl) acrylate (0.27 g, 1.5 mmol) was added to **2** (1.22 g, 0.5 mmol) and potassium carbonate (0.42 g, 3 mmol) in 20 mL of CH_3CN . The mixture was refluxed for 14 h. After cooling, the base was filtered and the filtrate was concentrated, dissolved in CH_2Cl_2 , filtered, and then precipitated in Et_2O . The product was filtered and dried in vacuo to yield 0.93 g (71%) of the title compound: IR (KBr) 2868 (m), 1726 (m), 1650 (s), 1633 (m), 1108 (m) cm^{-1} ; ^1H NMR (CDCl_3 , Me_4Si) δ 2.85 (dd, $J_1 = 13.5$ Hz, $J_2 = 9$ Hz, 1H), 3.07 (dd, $J_1 = 13.5$ Hz, $J_2 = 4$ Hz, 1H), 3.50–3.70 (s large, $\approx 180\text{H}$), 4.20–4.30 (m, 2H), 4.30–4.40 (m, 1H), 5.65 (s, 1H), 6.20 (s, 1H), 7.10–7.80 (m, 10H); ^{13}C NMR (CDCl_3 , Me_4Si) δ 36.32, 52.05, 61.98, 64.25, 64.61, 69.36, 70.58–70.95, 72.98, 127.00, 128.43, 128.54, 128.69, 128.76, 129.01, 129.20, 129.35, 130.47, 130.81, 132.84, 136.72, 139.82, 167.23, 171.65, 171.83.

Poly(ethylene glycol)-3400 Di(2(*N*-(diphenylmethylen-amino))-4-methylene-4-methoxycarbonylpentanoate) (6e). Methyl 2-(bromomethyl) acrylate (0.07 g, 0.375 mmol) was added to **3** (0.48 g, 0.125 mmol) and cesium carbonate (0.24 g, 0.75 mmol) in 10 mL of CH_3CN . The mixture was refluxed for 3 h. After cooling, the base was filtered and the filtrate was concentrated, dissolved in CH_2Cl_2 , filtered, and then precipitated in Et_2O . The product was filtered and dried in vacuo to yield 0.44 g (88%) of the title compound: IR (KBr) 2869 (m), 1734 (m), 1646 (s), 1636 (m), 1095 (m) cm^{-1} ; ^1H NMR (CDCl_3 , Me_4Si) δ 2.85 (dd, $J_1 = 13.5$ Hz, $J_2 = 9$ Hz, 1H), 3.07 (dd, $J_1 = 13.5$ Hz, $J_2 = 4$ Hz, 1H), 3.50–3.70 (s large, $\approx 310\text{H}$), 4.20–4.30 (m, 2H), 4.30–4.40 (m, 1H), 5.65 (s, 1H), 6.20 (s, 1H), 7.10–7.80 (m, 10H);

^{13}C NMR (CDCl_3 , Me_4Si) δ 29.99, 36.25, 51.96, 54.48, 64.17, 64.54, 69.28, 70.67–70.90, 126.90, 128.35, 128.46, 128.69, 128.75, 128.94, 129.11, 129.20, 130.73, 136.40, 136.68, 139.73, 167.10, 171.51, 171.69; MS (Electrospray) m/z , $n = 75$, 1335.06 (M + Na) (+3), $n = 80$, 1045.85 (+4).

Poly(ethylene glycol)-3400 Di(2(*N*-(diphenylmethylen-amino))-4-methylpentanoate) (6f). 1-Iodo-2-methylpropane (0.06 g, 0.375 mmol) was added to **3** (0.48 g, 0.125 mmol) and cesium carbonate (0.24 g, 0.75 mmol) in 10 mL of CH_3CN . The mixture was refluxed for 2 h. After cooling, the base was filtered and the filtrate was concentrated, dissolved in CH_2Cl_2 , filtered, and then precipitated in Et_2O . The product was filtered and dried in vacuo to yield 0.41 g (83%) of the title compound: IR (KBr) 2870 (m), 1772 (s), 1652 (m), 1276 (s), 1140 (s) cm^{-1} ; ^1H NMR (CDCl_3 , Me_4Si) δ 0.60–0.95 (m, 6H), 1.40–1.60 (m, 1H), 1.65–1.90 (m, 2H), 3.50–3.75 (s large, $\approx 310\text{H}$), 4.05–4.15 (m, 1H), 4.15–4.30 (m, 2H), 7.15–7.80 (m, 10H); ^{13}C NMR (CDCl_3 , Me_4Si) δ 22.07, 23.60, 25.02, 43.02, 62.02, 64.15, 64.32, 69.38, 70.38–71.72, 72.97, 116.85, 128.30, 128.39, 128.83, 129.08, 129.16, 130.64, 136.73, 139.96, 170.65, 173.04; MS (Electrospray) m/z , $n = 75$, 1300.54 (+3), $n = 80$, 1024.95 (+4).

Poly(ethylene glycol)-3400 Di(2(*N*-(diphenylmethylen-amino))-4-phenylbutanoate) (6g). 2-Phenylethyl bromide (0.07 g, 0.375 mmol) was added to **3** (0.48 g, 0.125 mmol) and cesium carbonate (0.24 g, 0.75 mmol) in 10 mL of CH_3CN . The mixture was refluxed for 2 h. After cooling, the base was filtered and the filtrate was concentrated, dissolved in CH_2Cl_2 , filtered, and then precipitated in Et_2O . The product was filtered and dried in vacuo to yield 0.39 g (77%) of the title compound: IR (KBr) 2868 (m), 1736 (s), 1646 (m), 1354 (m), 1137 (s) cm^{-1} ; ^1H NMR (CDCl_3 , Me_4Si) δ 2.10–2.25 (m, 1H), 2.45–2.75 (m, 1H), 2.80–2.95 (m, 2H), 3.50–3.75 (s large, $\approx 310\text{H}$), 4.10–4.25 (m, 1H), 4.25–4.35 (m, 2H), 7.15–7.90 (m, 15H); ^{13}C NMR (CDCl_3 , Me_4Si) δ 32.43, 35.49, 61.72, 64.27, 65.01, 69.24, 70.52–71.58, 72.88, 87.34, 126.10, 128.03, 128.33, 128.58, 128.64, 128.81, 128.94, 129.06, 130.66, 136.51, 139.75, 141.72, 171.05, 172.24; MS (Electrospray) m/z , $n = 75$, 1339.32 (+3), $n = 80$, 1054.82 (+4).

Poly(ethylene glycol)-3400 Di(2(*N*-(diphenylmethylen-amino))-2-cyclohexylethanoate) (6h). Cyclohexyl iodide (0.08 g, 0.375 mmol) was added to poly(ethylene glycol)-3400 *N*-(diphenylmethylen) glycinate **3** (0.48 g, 0.125 mmol) and cesium carbonate (0.24 g, 0.75 mmol) in 10 mL of CH_3CN . The mixture was refluxed for 8 h. After cooling, the base was filtered and the filtrate was concentrated, dissolved in CH_2Cl_2 , filtered, and then precipitated in Et_2O . The product was filtered and dried in vacuo to yield 0.375 g (75%) of the title compound: IR (KBr) 2870 (m), 1738 (s), 1650 (m), 1366 (s), 1137 (s) cm^{-1} ; ^1H NMR (CDCl_3 , Me_4Si) δ 0.85–1.60 (m, 6H), 1.65–1.80 (m, 4H), 2.05–2.10 (m, 1H), 3.50–3.80 (s large, $\approx 310\text{H}$), 4.15–4.25 (m, 1H), 4.25–4.35 (m, 2H), 7.10–7.80 (m, 10H); ^{13}C NMR (CDCl_3 , Me_4Si) δ 26.53, 27.36, 29.11, 30.26, 42.19, 61.81, 64.02, 69.40, 70.49–71.33, 73.00, 128.37, 128.81, 128.91, 129.18, 130.60, 136.89, 140.02, 170.73, 172.28; MS (Electrospray) m/z , $n = 75$, 1325.53 (+3), $n = 80$, 1038.87 (+4).

Poly(ethylene glycol)-3400 Di(2(*N*-(diphenylmethylene-amino))-4-methoxycarbonylpentanoate) (6i). (–)-Methyl (*S*)-3-bromo-2-methylpropionate (0.07 g, 0.375 mmol) was added to **3** (0.48 g, 0.125 mmol) and cesium carbonate (0.24 g, 0.75 mmol) in 10 mL of CH₃CN. The mixture was refluxed for 6 h. After cooling, the base was filtered, the filtrate was concentrated, dissolved in CH₂Cl₂, filtered, and then precipitated in Et₂O. The product was filtered and dried in vacuo to yield 0.46 g (91%) of the title compound: IR (KBr) 2870 (m), 1734 (s), 1647 (m), 1276 (s), 1140 (s) cm⁻¹; ¹H NMR (CDCl₃, Me₄Si) δ 1.10 (dd, *J*₁ = 28.5 Hz, *J*₂ = 7.0 Hz, 3H), 1.95–2.15 (m, 1H), 2.30–2.45 (m, 1H), 2.50–2.60 (m, 1H), 3.50–3.80 (s large, ≈310H), 4.05–4.15 (m, 1H), 4.20–4.30 (m, 2H), 7.15–7.50 (m, 10H); ¹³C NMR (CDCl₃, Me₄Si) δ 17.57, 18.80, 36.40, 36.89, 37.38, 51.83, 51.93, 62.03, 63.64, 63.79, 64.51, 69.31, 70.68–71.73, 72.96, 128.29, 128.39, 128.75, 128.89, 129.08, 129.12, 129.19, 129.23, 130.78, 130.85, 136.44, 136.48, 139.61, 139.79, 171.47, 171.68, 172.02, 172.07, 176.69, 176.88; MS (Electrospray) *m/z*, *n* = 75, 1296.42 (+3), *n* = 80, 1027.97 (+4).

Cleavage of Poly(ethylene glycol)-3400. A solution of poly(ethylene glycol)-3400 supported alkylated Schiff base (1 equiv) and potassium cyanide (1.5 equiv) in 20 mL of MeOH was heated under reflux for 20 h. After evaporation of the solvent, the residue was dissolved in CH₂Cl₂ and precipitated in ether. The poly(ethylene glycol) free was filtered, and the filtrate was washed three times with water and dried in vacuo to give the methyl ester derivative.

Methyl *N*-(Diphenylmethylene)glycinate (4). With **3** (0.96 g, 0.25 mmol) and KCN (0.024 g, 0.375 mmol) to yield 0.094 g (74%) of the title compound: IR (KBr) 1748 (m), 1616 (s), 1184 (m) cm⁻¹; ¹H NMR (CDCl₃, Me₄Si) δ 3.75 (s, 3H), 4.20 (s, 2H), 7.15–7.70 (m, 10H); MS (Electrospray) *m/z* = 254.22 (M + 1).

Methyl 2(*N*-(Diphenylmethylene amino))hexanoate (4a). With **6a** (0.99 g, 0.25 mmol) and KCN (0.024 g, 0.375 mmol) to yield 0.12 g (78%) of the title compound: IR (neat) 2854 (m), 1731 (s), 1626 (m), 1277 (s) cm⁻¹; ¹H NMR (CDCl₃, Me₄Si) δ 0.90 (t, *J* = 6.5 Hz, 3H), 1.10–1.70 (m, 4H), 1.85–1.95 (m, 2H), 3.35–3.45 (m, 2H), 3;70 (s, 3H), 4.05–4;15 (m, 1H), 7;20–7.80 (m, 10H); MS (Electrospray) *m/z* = 310.37 (M + 1).

Methyl *N*-(Diphenylmethylene)phenylalaninate (4b). With **6b** (1.01 g, 0.25 mmol) and KCN (0.024 g, 0.375 mmol) to yield 0.11 g (64%) of the title compound: IR (neat) 2869 (m), 1718 (s), 1676 (m), 1141 (s) cm⁻¹; ¹H NMR (CDCl₃, Me₄Si) δ 3.20–3.30 (m, 2H), 3.75 (s, 3H), 4.20–4.30 (dd, *J*₁ = 9 Hz, *J*₂ = 4.5 Hz, 1H), 7.10–7.70 (m, 15H); MS (Electrospray) *m/z* = 344.24 (M + 1).²⁰

Methyl 2(*N*-(Diphenylmethyleneamino))-4-pentenoate (4c). (a) With **6c** (0.49 g, 0.125 mmol) and KCN (0.012 g, 0.1875 mmol) to yield 0.05 g (68%) of the title compound: IR (neat) 2922 (m), 1699 (s), 1599 (s), 1000 (s), 942 (s) cm⁻¹; ¹H NMR (CDCl₃, Me₄Si) δ 2.60–2.80 (m, 2H), 3.75 (s, 3H), 4.15–4.25 (m, 1H), 5.05–5.20 (m, 2H), 5.60–5.80 (m, 1H), 7.20–7.70 (m, 10H); MS (Electrospray) *m/z* = 294.35 (M + 1).²¹

(b) With **6c** (0.49 g, 0.125 mmol) and NEt₃ (20% v/v in MeOH, 2 mL) in 8 mL of MeOH to yield 0.07 g (95%) of the title compound.

Methyl 2(*N*-(Diphenylmethyleneamino))-4-pentynoate (4d). With **6d** (0.98 g, 0.25 mmol) and KCN (0.024 g, 0.375 mmol) to yield 0.11 g (76%) of the title compound: IR (neat) 2900 (m), 1740 (s), 1621 (m), 1212 (s) cm⁻¹; ¹H NMR (CDCl₃, Me₄Si) δ 2.00–2.10 (m, 1H), 2.80–2.95 (m, 2H), 3.70 (s, 3H), 4.30–4.45 (m, 1H), 7.20–7.70 (m, 10H); MS (Electrospray) *m/z* = 292.33 (M + 1).²²

Methyl 2(*N*-(Diphenylmethyleneamino))-4-methylene-pentane-1,5-dioate (4e). With **6e** (1.01 g, 0.25 mmol) and KCN (0.024 g, 0.375 mmol) to yield 0.15 g (84%) of the title compound: IR (neat) 2923 (m), 1729 (s), 1660 (m), 1277 (s) cm⁻¹; ¹H NMR (CDCl₃, Me₄Si) δ 2.80 (dd, *J*₁ = 13.5 Hz, *J*₂ = 9 Hz, 1H), 3.10 (dd, *J*₁ = 13.5 Hz, *J*₂' = 4.5 Hz, 1H), 3.55 (s, 3H), 3.75 (s, 3H), 4.35–4.45 (dd, *J*₂ = 9 Hz, *J*₂' = 4.5 Hz, 1H), 5.65 (s, 1H), 6.20 (s, 1H), 7.10–7.70 (m, 10H); MS (Electrospray) *m/z* = 352.69 (M + 1).

Methyl 2(*N*-(Diphenylmethyleneamino))leucinate (4f). With **6f** (1.23 g, 0.31 mmol) and KCN (0.030 g, 0.465 mmol) to yield 0.14 g (70%) of the title compound: IR (neat) 2959 (m), 1728 (m), 1660 (m), 1599 (s) cm⁻¹; ¹H NMR (CDCl₃, Me₄Si) δ 0.80–1.15 (m, 6H), 1.50–1.70 (m, 1H), 1.80–2.10 (m, 2H), 3.80 (s, 3H), 4.15–4.25 (m, 1H), 7.20–7.70 (m, 10H); MS (Electrospray) *m/z* = 310.89 (M + 1).

Methyl 2(*N*-(Diphenylmethyleneamino))-4-phenylbutanoate (4g). With **6g** (1.22 g, 0.30 mmol) and KCN (0.029 g, 0.45 mmol) to yield 0.17 g (79%) of the title compound: IR (neat) 2923 (m), 1731 (s), 1626 (m) cm⁻¹; ¹H NMR (CDCl₃, Me₄Si) δ 2.20–2.35 (m, 2H), 2.45–2.60 (m, 2H), 3.75 (s, 3H), 4.10–4.25 (m, 1H), 7.10–7.70 (m, 15H); ¹³C NMR (CDCl₃, Me₄Si) δ 31.18, 34.33, 51.01, 63.88, 124.83, 126.75, 127.07, 127.25, 127.30, 127.35, 127.50, 127.64, 127.84, 135.27, 138.49, 140.40, 169.85, 171.74; MS (Electrospray) *m/z* = 358.13 (M + 1).

Methyl 2(*N*-(Diphenylmethylene amino))-2-cyclohexylethanoate (4h). With **6h** (1.002 g, 0.25 mmol) and KCN (0.024 g, 0.375 mmol) to yield 0.11 g (66%) of the title compound: IR (neat) 2923 (m), 1729 (s), 1626 (m) cm⁻¹; ¹H NMR (CDCl₃, Me₄Si) δ 0.85–1.65 (m, 6H), 1.65–1.90 (m, 4H), 2.05–2.25 (m, 1H), 3.75 (s, 3 H), 3.90 (d, *J* = 6.5 Hz, 1H), 7.20–7.80 (m, 10H); ¹³C NMR (CDCl₃, Me₄Si) δ 25.12, 22.22, 27.83, 28.90, 41.01, 52.40, 64.84, 70.19, 126.97, 127.01, 127.26, 127.42, 127.53, 127.84, 135.52, 138.68, 171.61, 172.36; MS (Electrospray) *m/z* = 336.40 (M + 1).

Dimethyl 2(*N*-(Diphenylmethylene amino))-4-methylene-pentane-1,5-dioate (4i). With **6i** (1.69 g, 0.42 mmol) and KCN (0.041 g, 0.63 mmol) to yield 0.29 g (98%) of the title compound: IR (neat) 2920 (m), 1729 (s), 1660 (m), 1600 (s) cm⁻¹; ¹H NMR (CDCl₃, Me₄Si) δ 1.10 (dd, *J*₁ = 28.5 Hz, *J*₂ = 7.0 Hz, 3H), 1.95–2.10 (m, 1H), 2.25–2.40 (m, 1H), 2.45–2.60 (m, 1H), 3;50 (d, *J*₂ = 7.0 Hz, 3H), 3.70 (s, 3H), 4.10–4.20 (m, 1H), 7.15–7.50 (m, 10H); ¹³C NMR (CDCl₃, Me₄Si) δ 17.57, 18.82, 36.27, 36.53, 36.93, 37.64, 37.65, 51.87, 52.00, 52.61, 52.97, 63.79, 63.88, 128.29, 128.47, 128.70, 128.96, 129.15, 129.19, 129.28, 129.32,

130.47, 130.86, 130.93, 132.83, 136.51, 136.54, 139.68, 139.85, 171.50; 171.75, 172.77, 172.81, 176.76, 176.94; MS (Electrospray) $m/z = 354.25 (M + 1)$.

References and Notes

- (1) (a) *Solid-supported Combinatorial and Parallel Synthesis of Small-Molecular-Weight Compound Libraries*; Obrecht, D., Villagordo, J. M., Eds.; Tetrahedron Organic Chemistry Series, Volume 17; Pergamon: New York, 1998. (b) *Combinatorial Chemistry: Synthesis and Application*; Wilson, S. R., Czarnik, A. W., Eds.; John Wiley & Sons: New York, 1997. (c) Terrett, N. K. *Combinatorial Chemistry*; Compton, R. G., Davies, S. G., Evans, J., Eds.; Oxford University Press: Oxford, 1998. (d) *A Practical Guide to Combinatorial Chemistry*; Czarnik, A. W., DeWitt, S. H., Eds.; American Chemical Society: Washington, DC, 1997.
- (2) Bayer, E. Towards the Chemical Synthesis of Proteins. *Angew. Chem., Int. Ed. Engl.* **1991**, *30*, 113–129.
- (3) (a) Gravert, D. J.; Janda, K. D. Organic Synthesis on Soluble Polymer Supports: Liquid-Phase Methodologies *Chem. Rev.* **1997**, *97*, 489–509. (b) Han, H.; Wolfe, M. M.; Brenner, S.; Janda, K. D. Liquid-Phase Combinatorial Synthesis. *Proc. Natl. Acad. Sci. U.S.A.* **1995**, *92*, 6419–6423.
- (4) (a) Sauvagnat, B.; Enjalbal, C.; Lamaty, F.; Lazaro, R.; Martinez, J.; Aubagnac, J.-L. Step-by-step monitoring of a liquid-phase organic synthesis by electrospray mass spectrometry. *Rapid Commun. Mass Spectrom.* **1998**, *12*, 1034–1037. (b) Nativel, F.; Enjalbal, C.; Lamaty, F.; Lazaro, R.; Martinez, J.; Aubagnac, J.-L. Electrospray mass spectrometry analysis of liquid-phase organic synthesis. *Eur. Mass Spectrom.* **1998**, *4*, 233–237. (c) Enjalbal, C.; Sauvagnat, B.; Lamaty, F.; Lazaro, R.; Martinez, J.; Mouchet, P.; Roux, F.; Aubagnac, J.-L. Chemical Reactivity in Matrix-assisted Laser Desorption/Ionization Mass Spectrometry *Rapid Commun. Mass Spectrom.* **1999**, *13*, 1775–1781.
- (5) (a) For a preliminary report, see: Sauvagnat, B.; Lamaty, F.; Lazaro, R.; Martinez, J. Polyethylene Glycol (PEG) as Polymeric Support and Phase-transfer Catalyst in the Soluble Polymer Liquid-Phase Synthesis of α -Amino Esters. *Tetrahedron Lett.* **1998**, *39*, 821–824. (b) Sauvagnat, B.; Lamaty, F.; Lazaro, R.; Martinez, J. Poly(ethylene glycol) (PEG) as a new phase-transfer catalyst in the palladium-catalyzed Heck reaction: positive effect of the polymer in the supported synthesis of α -aminoesters. *C. R. Acad. Sci. Paris, Série IIc* **1998**, *1*, 777–780.
- (6) O'Donnell, M. J.; Esikova, I. A.; Mi, A.; Shullenberger, D. F.; Wu, S. Amino Acid and Peptide Synthesis Using Phase-Transfer Catalysis. In *Phase Transfer Catalysis, Mechanisms and Syntheses*; Halpern, M. E., Ed.; ACS Symposium Series 659; American Chemical Society: Washington, DC, 1996; p 124–135.
- (7) O'Donnell, M. J.; Wojciechowski, K.; Ghose, L.; Navarro, M.; Sainte, F.; Antoine, J.-P. Alkylation of Protected α -Amino Acid Derivatives in the Presence of Potassium Carbonate. *Synthesis* **1984**, 313–315.
- (8) Zalipsky, S.; Gilon, C.; Zilkha, A. Esterification of Polyethylene Glycols. *J. Macromol. Sci.-Chem.* **1984**, *A21*, 839–845.
- (9) O'Donnell, M. J.; Polt, R. L. A Mild and Efficient Route to Schiff Base Derivatives of Amino Acids. *J. Org. Chem.* **1982**, *47*, 2663–2665.
- (10) Sieber, F.; Wentworth, P., Jr.; Toker, J. D.; Wentworth, A. D.; Metz, W. A.; Reed, N. N.; Janda, K. D. Development and Application of a Poly(ethylene glycol)-Supported Triarylphosphine Reagent: Expanding the Sphere of Liquid-Phase Organic Synthesis. *J. Org. Chem.* **1999**, *64*, 5188–5192.
- (11) van der Werf, A.; Kellogg, R. M. Synthesis of Some Proline Derivatives by Means of Michael Additions of Glycine Esters. *Tetrahedron Lett.* **1991**, *32*, 3727–3730.
- (12) Pillai, V. N. R.; Mutter, M. Conformational studies of poly(oxyethylene)-bound peptides and protein sequences. *Acc. Chem. Res.* **1981**, *14*, 122–130.
- (13) Zhu, J.; Hegedus, L. S. Incorporation of Chromium Amino-carbene Complex-Derived Amino-Acids into Soluble Poly(ethylene glycol) (PEG)-Supported Peptides *J. Org. Chem.* **1995**, *60*, 5831–5837. We replaced, in some cases, KCN by NEt_3 . See Experimental Section for more details. For a reference: Blettner, C. G.; König, W. A.; Stenzel, W.; Schotten, T. Poly(ethylene glycol) supported liquid-phase synthesis of biaryls. *Synlett* **1998**, 295–297.
- (14) (a) Totten, G. E.; Clinton, N. A. Poly(ethylene Glycol) and Derivatives as Phase Transfer Catalysts and Solvents for Organic Reactions. *J. M. S. -Rev. Macromol. Chem. Phys.* **1988**, *C28*, 293–337. (b) Totten, G. E.; Clinton, N. A.; Matlock, P. L. Poly(ethylene Glycol) and Derivatives as Phase Transfer Catalysts. *J. M. S. -Rev. Macromol. Chem. Phys.* **1998**, *C38*, 77–142.
- (15) (a) Yan, B. Monitoring the Progress and the Yield of Solid-phase Organic Reactions Directly on Resin Supports. *Acc. Chem. Res.* **1998**, *31*, 621–630 and references therein. (b) Czarnik, A. W. Solid-Phase Synthesis Supports Are Like Solvents. *Biotechnol. Bioeng. (Comb. Chem.)* **1998**, *61*, 77–79. (c) Li, W.; Xiao, X.; Czarnik, A. W. Kinetic Comparison of Amide Formation on Various Cross-Linked Polystyrene Resins. *J. Comb. Chem.* **1999**, *1*, 127–129.
- (16) (a) Bayer, E.; Mutter, M.; Uhmman, R.; Polster, J.; Mauser, H. Kinetic Studies in the Liquid-Phase Peptide Synthesis. *J. Am. Chem. Soc.* **1974**, *96*, 7333–7336. (b) Bergbreiter, D. E.; Kimmel, T.; Caraway, J. W. Modification of Substrate Reactivity Using Soluble Polymeric Supports. *Tetrahedron Lett.* **1995**, *36*, 4757–4760. (c) Metha, S.; Whitfield, D. Beneficial Participation of the Polymer: Improvement in Polymer-Supported Oligosaccharide Synthesis. *Tetrahedron Lett.* **1998**, *39*, 5907–5910. (d) Blettner, C. G.; König, W. A.; Stenzel, W.; Schotten, T. Highly Stereoselective Preparation of 3,3-Disubstituted Acrylates on Polyethylene Glycol. *Tetrahedron Lett.* **1999**, *40*, 2101–2102.
- (17) Gokel, G. W.; Goli, D. M.; Schultz, R. A. Binding Profiles for Oligoethylene Glycols and Oligoethylene Glycol Monomethyl Ethers and an Assessment of Their Abilities To Catalyze Phase-Transfer Reactions. *J. Org. Chem.* **1983**, *48*, 2837–2842.
- (18) (a) O'Donnell, M. J.; Zhou, C.; Scott, W. L. Solid-Phase Unnatural Peptide Synthesis (UPS). *J. Am. Chem. Soc.* **1996**, *118*, 6070–6071. (b) O'Donnell, M. J.; Lugar, C. W.; Pottorf, R. S.; Zhou, C.; Scott, W. L.; Cwi, C. L. Solid-Phase Synthesis of Unnatural Amino Acids using Unactivated Alkyl Halides. *Tetrahedron Lett.* **1997**, *38*, 7163–7166. (c) O'Donnell, M. J.; Delgado, F.; Pottorf, R. S. Enantioselective Solid-Phase Synthesis of α -Amino Acid derivatives. *Tetrahedron* **1999**, *55*, 6347–6362.
- (19) The hydrogen abstraction from **3** can be also performed with LDA at -78°C in THF. Sauvagnat, B.; Lamaty, F.; Lazaro, R.; Martinez, J. Unpublished results.
- (20) Polt, R.; Peterson, M. A.; DeYoung, L. Aluminoxy Acetals from α -Amino esters: Chirality Transfer via Sequential Addition of Hydride and C–Nucleophiles. 2-Amino Alcohols and Sphingosines. *J. Org. Chem.* **1992**, *57*, 5469–5480.
- (21) Genet, J.-P.; Juge, S.; Achi, S.; Mallart, S. Ruiz Montes, J.; Leviq, G. Synthesis of α -amino acids using transition metal catalysis – Alkylation of Schiff bases derived from α -amino acid esters (regio, stereoselectivity). *Tetrahedron* **1988**, *44*, 5263–5275.
- (22) Crisp, G. T.; Gebauer, M. G. The hydrostannation of propargylglycine derivative. *J. Organomet. Chem.* **1997**, *532*, 83–88.