



**HAL**  
open science

## Facile synthesis of 5-arylidene rhodanine derivatives using Na<sub>2</sub>SO<sub>3</sub> as an eco-friendly catalyst. Access to 2-mercapto-3-aryl-acrylic acids and a benzoxaborole derivative

Chaima Bouregghda, Raouf Boulcina, Vincent Dorcet, Fabienne Berree, Bertrand Carboni, Abdelmadjid Debache

### ► To cite this version:

Chaima Bouregghda, Raouf Boulcina, Vincent Dorcet, Fabienne Berree, Bertrand Carboni, et al.. Facile synthesis of 5-arylidene rhodanine derivatives using Na<sub>2</sub>SO<sub>3</sub> as an eco-friendly catalyst. Access to 2-mercapto-3-aryl-acrylic acids and a benzoxaborole derivative. *Tetrahedron Letters*, 2021, 62, pp.152690. 10.1016/j.tetlet.2020.152690 . hal-03122490

**HAL Id: hal-03122490**

**<https://hal.science/hal-03122490v1>**

Submitted on 18 Feb 2021

**HAL** is a multi-disciplinary open access archive for the deposit and dissemination of scientific research documents, whether they are published or not. The documents may come from teaching and research institutions in France or abroad, or from public or private research centers.

L'archive ouverte pluridisciplinaire **HAL**, est destinée au dépôt et à la diffusion de documents scientifiques de niveau recherche, publiés ou non, émanant des établissements d'enseignement et de recherche français ou étrangers, des laboratoires publics ou privés.

# Facile synthesis of 5-arylidene rhodanine derivatives using Na<sub>2</sub>SO<sub>3</sub> as an eco-friendly catalyst. Access to 2-mercapto-3-aryl-acrylic acids and a benzoxaborole derivative

Chaima Boureghda,<sup>a</sup> Raouf Boulcina,<sup>a</sup> Vincent Dorcet,<sup>b</sup> Fabienne Berrée,<sup>b</sup> Bertrand Carboni,<sup>b\*</sup> Abdelmadjid Debache<sup>a\*</sup>

<sup>a</sup> Laboratoire de synthèse de molécules d'intérêts biologiques. Université Frères Mentouri Constantine 1, 25000 Constantine, Algérie

<sup>b</sup> Univ Rennes, CNRS, ISCR (Institut des Sciences Chimiques de Rennes) - UMR 6226, F-35000 Rennes, France.

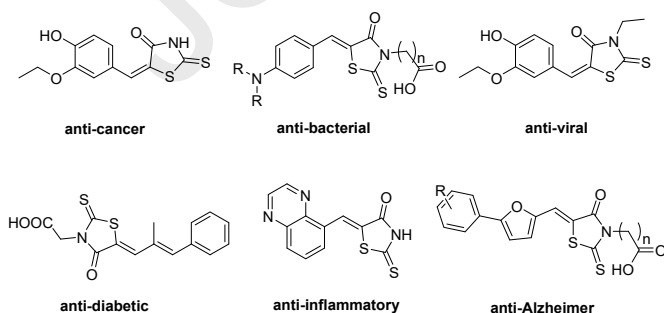
## ABSTRACT

A simple, efficient and environment-friendly procedure for the synthesis of 5-arylidene rhodanines derivatives *via* a Knoevenagel type reaction was developed using rhodamine, a variety of differently substituted aldehydes and Na<sub>2</sub>SO<sub>3</sub> as benign catalyst in ethanol. Selected 5-arylidene rhodanines were subjected to basic hydrolysis to afford 2-mercapto-3-substituted-acrylic acids. The presence of a boronic acid group is well tolerated in such transformations. In the case of 2-formylphenylboronic acid, this sequence opens access to a new benzoxaborole derivative.

**Keywords:** Knoevenagel reaction 5-Arylidene rhodanine 2-Mercaptoacrylic acids Sodium sulfite Benzoxaborole

## 1. Introduction

Heterocycles display an impressively high biological potential and were also used as important intermediates in the area of organic synthesis. Derivatives containing the 2-thioxothiazolidin-4-one (rhodanine) substructure are an interesting and important part of this wide library of bioactive compounds and exhibit a wide variety of biological activities,<sup>1,2</sup> as anti-fungal,<sup>3</sup> anti-bacterial,<sup>4-7</sup> anti-inflammatory,<sup>8-10</sup> anti-cancer,<sup>11-13</sup> anti-Alzheimer,<sup>14,15</sup> anti-viral<sup>16-18</sup> and anti-diabetic (Figure 1).<sup>19-22</sup> More precisely, they act, for example, as inhibitors of aldose reductase, protein tyrosine phosphatase PTP, aggregation of Tau proteins, HIV-1 integrase, hepatitis C virus, protease and  $\beta$ -lactamase.<sup>1,2</sup>

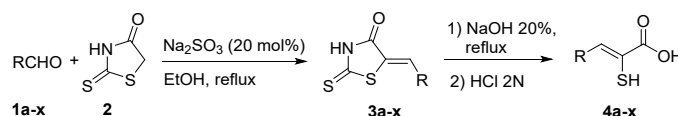


**Fig. 1:** Structures of some bioactive arylidene rhodanines.

In addition, they are versatile synthetic intermediates since they can undergo many chemical transformations, such as hydrolysis in basic medium to lead to mercaptoacrylic acids,<sup>23</sup>

Michael-type addition,<sup>24</sup> Diels Alder reactions to access dihydropyrans<sup>25</sup> and 2-thioxopyrano[2,3-*d*][1,3]thiazoles.<sup>26</sup>

For these reasons, 5-arylidene rhodanines have been the subject of numerous investigations and a number of procedures have been reported for their preparation. The main method of synthesis is the Knoevenagel reaction between rhodanine and aldehydes in the presence of various catalysts, such as, for example, ammonium acetate,<sup>27</sup> 2-hydroxyethylammonium acetate,<sup>28</sup> NaOAc/HOAc,<sup>29</sup> 2,2,6,6-tetramethyl piperidine,<sup>30</sup> glycine,<sup>31</sup> 1-butyl-3-methyl imidazolium hydroxide,<sup>32</sup> NH<sub>4</sub>Cl/NH<sub>4</sub>OH,<sup>33</sup> piperidine,<sup>34</sup> supported K<sub>2</sub>CO<sub>3</sub> on Al<sub>2</sub>O<sub>3</sub> under microwave irradiation<sup>35</sup> or in the presence of an ionic liquid.<sup>36</sup> As a continuation of our research for a new environment-friendly approaches,<sup>37-39</sup> we herein propose a new simple and eco-compatible procedure for the preparation of 5-arylidene rhodanines using Na<sub>2</sub>SO<sub>3</sub> as catalyst in EtOH at reflux under conventional heating (Scheme 1). The hydrolysis of some of them was carried out in a second step to provide the corresponding 2-mercapto-3-substituted-acrylic acids **4**.

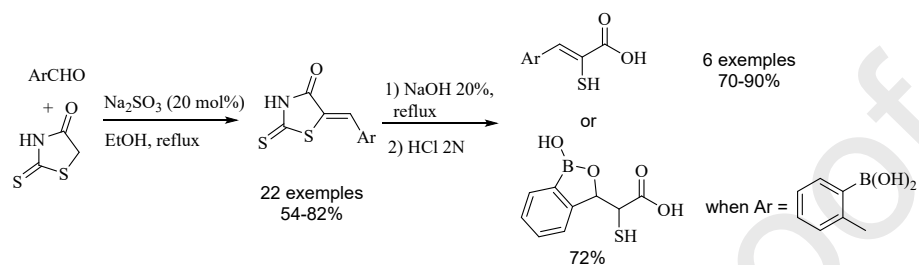


**Scheme 1:** Synthesis of 5-arylidene rhodanines **3** under Na<sub>2</sub>SO<sub>3</sub> catalysis. Conversion to 2-mercapto-3-substituted-acrylic acids **4**.

## Graphical Abstract

Facile synthesis of 5-arylidene rhodanine derivatives using  $\text{Na}_2\text{SO}_3$  as an eco-friendly catalyst. Access to 2-mercapto-3-arylacrylic acids and a benzoxaborole derivative

Chaima Boureghda, Raouf Boulcina, Vincent Dorcet, Fabienne Berrée, Bertrand Carboni, \* Abdelmadjid Debache \*

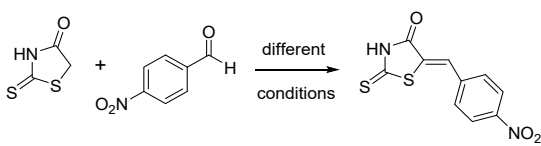


## 2. Results and discussion

The optimal conditions to access 5-arylidene rhodanines **3** were first determined with rhodanine and 4-nitrobenzaldehyde as model compounds using different experimental conditions of temperature, solvent and amount of Na<sub>2</sub>SO<sub>3</sub> as catalyst (Table 1). The modification of the initial procedure (r.t., 20% Na<sub>2</sub>SO<sub>3</sub>, EtOH, Entry 1) by heating the reaction mixture at reflux 2h

significantly improved the formation of the 5-arylidene rhodanines (Entry 2). This beneficial effect slightly diminished with a smaller quantity of catalyst (Entries 3 and 4), while an increase is also unfavorable (Entries 5-7). No improvement was found by using H<sub>2</sub>O, EtOH/H<sub>2</sub>O (1/1) or THF/H<sub>2</sub>O (1/1) as solvents (Entries 8-10).

**Table 1.** Synthesis of 5-arylidene rhodanines **3**. Optimization of the reaction conditions

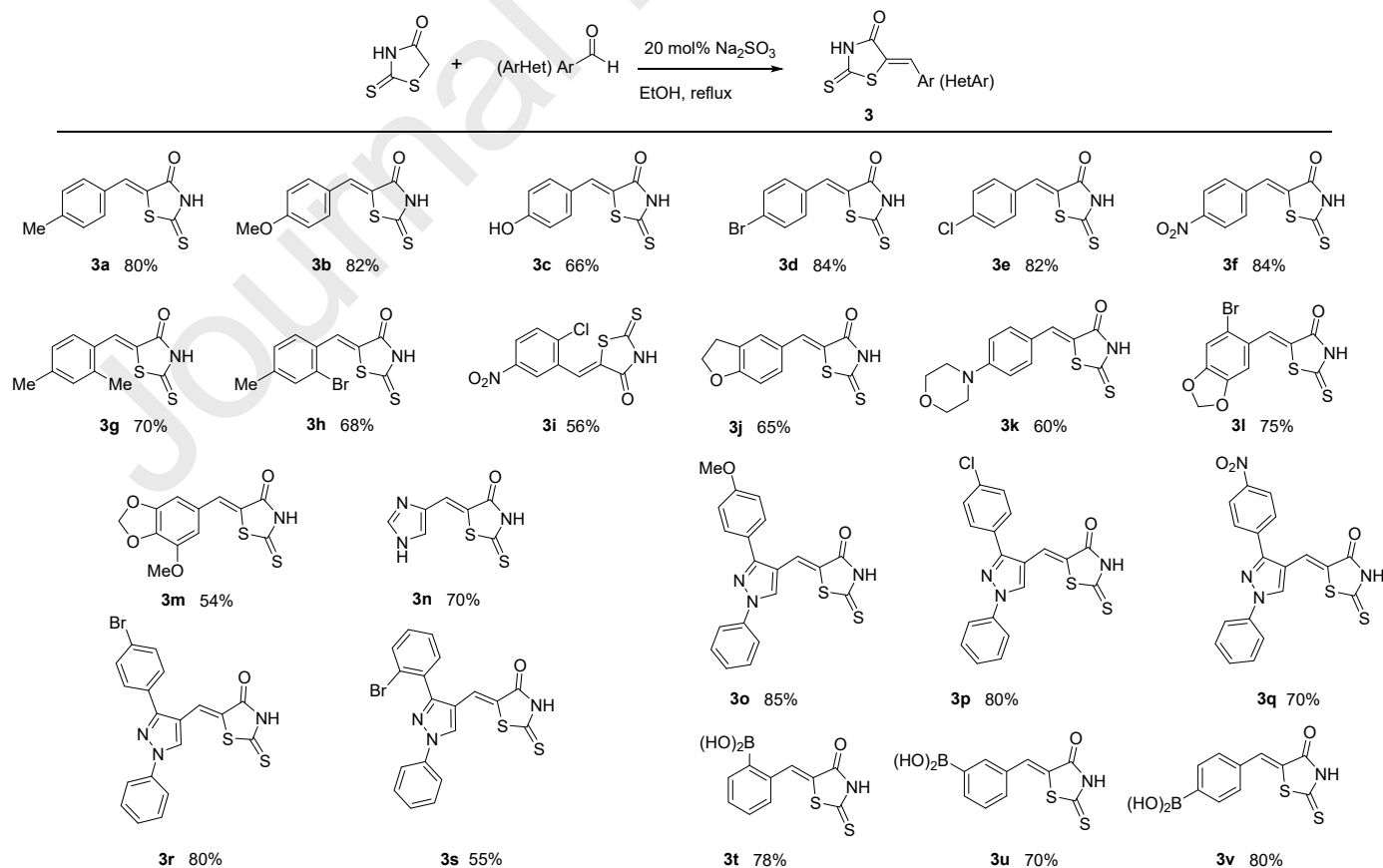


Entry	Solvent	Temperature	Cat (mol%)	Time (h)	Yield %
1	EtOH	r.t.	20	16	44
2	EtOH	reflux	20	2	84
3	EtOH	reflux	5	2	82
4	EtOH	reflux	10	2	75
5	EtOH	reflux	30	2	67
6	EtOH	reflux	40	2	68
7	EtOH	reflux	50	2	68
8	H <sub>2</sub> O	reflux	20	2	70
9	EtOH/H <sub>2</sub> O (1/1)	reflux	20	2	73
10	THF/H <sub>2</sub> O (1/1)	reflux	20	2	67

Having optimized conditions in hands, we then changed the nature of the aldehyde to evaluate the scope and eventual limitations of this method (Table 2). This procedure is tolerant with a large range of functional groups (halogen, alcohol, nitro, ether, acetal, amino, imidazole). Good yields were also observed in the case of heterocycles as imidazole or *1H*-pyrazole-4-

carbaldehydes, an important class of pharmacophores.<sup>40-44</sup> The excellent chemoselectivity of this method was illustrated by its compatibility, whatever the position on the aromatic nucleus, with a boronic acid moiety, a substituent which is becoming common into drug discovery processes<sup>45</sup> and is also a source of diversity given the versatility of this function.

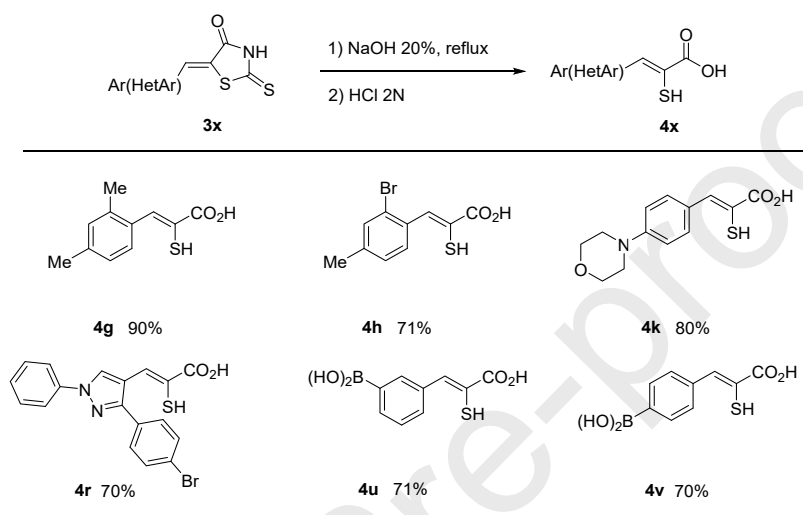
**Table 2.** Synthesis of 5-arylidene rhodanines **3**. Scope and limitations<sup>a</sup>



<sup>a</sup> Aryl (Hetaryl)aldehyde (1 mmol), rhodanine (1 mmol) and 20 mol% Na<sub>2</sub>SO<sub>3</sub> in 5 mL of EtOH at reflux, 2h for **3a-3n** and **3t-3v** and 7h for **3o-3s**.

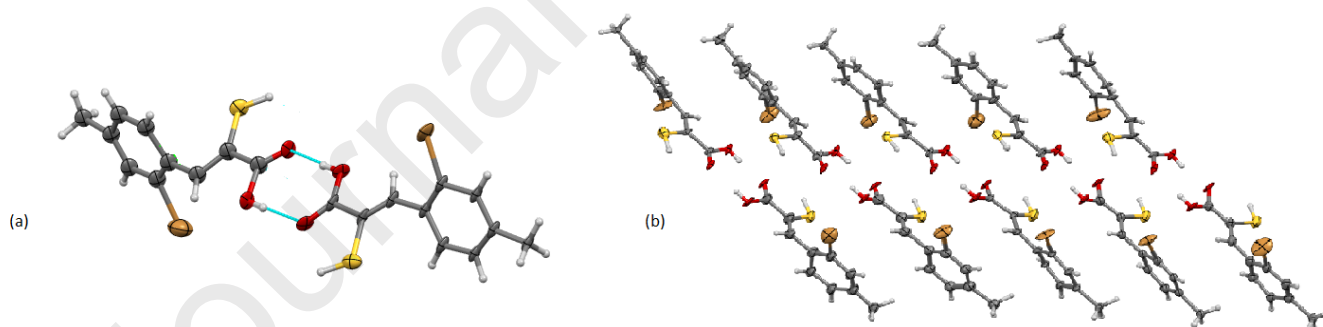
Amongst the most important transformations achieved on the thiazolidinone cycle are the alkaline hydrolysis to 2-mercapto-3-aryl-acrylic acids,<sup>46</sup> which have interesting biological activities as, for example, *in vitro* chelation capacity of cadmium,<sup>47</sup> inhibition of metallo- $\beta$ -lactamase<sup>48</sup> or calpains 1 and 2.<sup>49</sup> They have been also employed as precursors of amino acids,<sup>50</sup> benzo[*b*]thiophenes<sup>51</sup> and naphtho[1,2-*b*]thiophenes.<sup>52</sup> Selected previously synthesized 5-arylidene rhodanine derivatives are subjected to basic hydrolysis to afford new 2-mercapto-3-aryl-acrylic acids in good to excellent yields, the boronic acid function being compatible with these experimental conditions (Table 3).

**Table 3.** Synthesis of 2-mercapto-3-substituted-acrylic acids **4**<sup>a</sup>

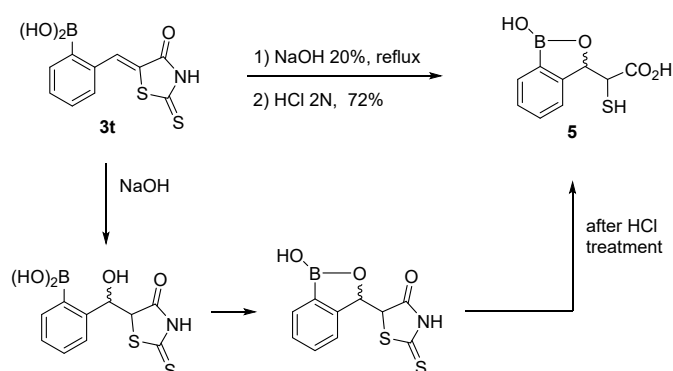


<sup>a</sup> 1) Aryl rhodanine (0.5 mmol), 20 mol% NaOH (4 mL), reflux. 2) HCl 2N (13 mL), r.t.

**Fig. 2:** Structures of (a) a dimer of **4h** showing the intramolecular hydrogen bond (b) the asymmetric unit



The particular case of 5-arylidene rhodanine **3t** which has a boronic substituent at the *ortho* position deserves special comment. Contrary to what is expected, the 2-mercapto-3-aryl-acrylic acid **4t** was not obtained. The new product was characterized by <sup>1</sup>H, <sup>13</sup>C, and <sup>11</sup>B NMR and mass spectroscopy. Based on these data, a benzoxaborole structure, whose interest in medicinal chemistry is now widely recognized<sup>54,55</sup> has been proposed. The formation of **5** can be rationalized by an oxa-Michael addition to the double bond of **3t**, followed by an intramolecular cyclization to create the boroheterocycle and finally cleavage of the 2-thioxothiazolidin-4-one ring by acid treatment (Scheme 2).



**Scheme 2:** Synthesis of benzoxaborole **5** and proposed mechanism for its formation.

## Conclusion

In this work we propose a general procedure for the synthesis of 5-arylidene rhodanines with very good yields from a wide variety of functionalized aldehydes.  $\text{Na}_2\text{SO}_3$  was used as benign catalyst due to its use as a food additive, its low cost and its availability. Basic hydrolysis easily afforded the corresponding 2-mercaptoacrylic acids. Of special interest is the obtention of benzoxaborole when the boronic acid group is located at the *ortho* position of the aromatic substituent.

## Acknowledgments

C. B. thanks the Ministère de l'Enseignement Supérieur et de la Recherche (Algeria) for financial support (PNE program).

## Appendix A. Supplementary data

Supplementary data to this article can be found online at <https://doi.org/.....>

## References and notes

- D. Kaminsky, A. Kryshchyshyn, R. Lesyk, *Eur. J. Med. Chem.* 140 (2017) 542-594.
- S. M. Mousavi, M. Zarei, S. A. Hashemi, A. Babapoor, A. M. Amani, *Artif. Cells Nanomed. Biotechnol.* 47 (2019) 1132-1148.
- M. Sortino, P. Delgado, S. Juárez, J. Quiroga, R. Abonía, B. Insuasty, M. Nogueras, L. Rodero, F. M. Garibotto, R. D. Enríz, *Bioorg. Med. Chem.* 15 (2007) 484-494.
- W. Tejchman, I. Korona-Glowniak, A. Malm, M. Zylewski, P. Suder, *Med. Chem. Res.* 26 (2017) 1316-1324.
- M. Krátký, J. Vinšová, J. Stolaříková, *Bioorg. Med. Chem.* 25 (2017) 1839-1845.
- D. D. Subhedar, M. H. Shaikh, B. B. Shingate, L. Nawale, D. Sarkar, V. M. Khedkar, F. A. Kalam Khan, J. N. Sangshetti, *Eur. J. Med. Chem.* 125 (2017) 385-399.
- N. H. Metwally, M. A. Abdalla, M. A. Mosselhi, E. A. El-Desoky, *Carbohydr. Res.* 345 (2010) 1135-1141.
- V. Pomel, J. Klicic, D. Covini, D. D. Church, J. P. Shaw, K. Roulin, F. Burgat-Charvillon, D. Valognes, M. Camps, C. Chabert, C. C. Gillieron, B. Françon, D. Perrin, D. Leroy, D. Gretener, A. Nichols, P. A. Vitte, S. Carboni, C. Rommel, M. K. Schwarz, T. Rückle, *J. Med. Chem.* 49 (2006) 3857-3871.
- M. Camps, T. Rückle, H. Ji, V. Ardissonne, F. Rintelen, J. Shaw, C. Ferrandi, C. Chabert, C. Gillieron, B. Françon, T. Martin, D. Gretener, D. Perrin, D. Leroy, P. A. Vitte, E. Hirsch, M. P. Wymann, R. Cirillo, M. K. Schwarz, C. Rommel, *Nat. Med.* 11 (2005) 936-942.
- D. F. Barber, A. Bartolomé, C. Hernandez, J. M. Flores, C. Redondo, C. Fernandez-Arias, M. Camps, T. Rückle, M. K. Schwarz, S. Rodríguez, C. Martinez-A, D. Balomenos, C. Rommel, A. C. Carrera, *Nat. Med.* 11 (2005) 933-935.
- B. T. Moothy, S. Ravi, M. Srivastava, K. K. Chiruvella, H. Hemlal, O. Joy, S. C. Raghavan, *Bioorg. Med. Chem. Lett.* 20 (2010) 6297-6301.
- C. D. Dago, C. N'Ta Ambeu, W. K. Coulibaly, Y.-A. Békro, J. A. Mamyrbekova-Bekro, R. L. Guével, A. Corlu, J.-P. Bazureau, *Chem. Heterocycl. Compd.* 53 (2017) 341-349.
- Y. Sawaguchi, R. Yamazaki, Y. Nishiyama, T. Sasai, M. Mae, A. Abe, T. Yaegashi, H. Nishiyama, T. Matsuzaki, *Anticancer Res.* 37 (2017) 4051-4057.
- B. Bulic, M. Pickhardt, I. Khlistunova, J. Biernat, E.-M. Mandelkow, E. Mandelkow, H. Waldmann, *Angew. Chem. Int. Ed.* 46 (2007) 9215-9219.
- M. Ono, S. Hayashi, K. Matsumura, H. Kimura, Y. Okamoto, M. Ihara, R. Takahashi, H. Mori, H. Saji, *ACS Chem. Neurosci.* 2 (2011) 269-275.
- T. T. Talele, P. Arora, S. S. Kulkarni, M. R. Patel, S. Singh, M. Chudayeu, N. Kaushik-Basu, *Bioorg. Med. Chem.* 18 (2010) 4630-4638.
- X.-Y. He, P. Zou, J. Qiu, L. Hou, S. Jiang, S. Liu, L. Xie, *Bioorg. Med. Chem.* 19 (2011) 6726-6734.
- G. Maga, F. Falchi, M. Radi, L. Botta, G. Casaluze, M. Bernardini, H. Irannejad, F. Manetti, A. Garbelli, A. Samuele, S. Zanolì, J. A. Esté, E. Gonzalez, E. Zucca, S. Paolucci, F. Baldanti, J. De Rijck, Z. Debyser, M. Botta, *ChemMedChem.* 6 (2011) 1371-1389.
- M. A. Ramirez, N. L. Borja, *Pharmacotherapy* 28 (2008) 646-655.
- H. Andleeb, Y. Tehseen, S. J. A. Shah, I. Khan, J. Iqbal, S. Hameed, *RSC Adv.* 6 (2016) 77688-77700.
- E. Proschak, H. Zettl, Y. Tanrikulu, M. Weisel, J. M. Kriegl, O. Rau, M. Schubert-Zsilavec, G. Schneider, *ChemMedChem.* 4 (2009) 41-44.
- G.-C. Wang, Y. Peng, Z.-Z. Xie, J. Wang, M. Chen, *Med. Chem. Commun.* 8 (2017) 1477-1484.
- J. Brem, S. S. van Berkel, W. Aik, A. M. Rydzik, M. B. Avison, I. Pettinati, K.-D. Umland, A. Kawamura, J. Spencer, T. D. W. Claridge, M. A. McDonough, C. J. Schofield, *J. Nat. Chem.* 6 (2014) 1084-1090.
- E. Arsovska, J. Trontelj, N. Zidar, T. Tomašič, L. P. Mašič, D. Kikelj, J. Plavec, A. Zega, *Acta Chim. Slov.* 61 (2014) 637-644.
- M. A. Abdel-Rahman, *Chem. Papers* 47 (1993), 385-387.
- V. N. Yarovenko, A. S. Nikitina, E. S. Zayakin, I. V. Zavarzin, M. M. Krayushkin, L. V. Kovalenko, *Arkhivoc iv* (2008) 103-111.
- N. H. Metwally, N. M. Rateb, H. F. Zohdi, *Green Chem. Lett. Rev.* 4 (2011) 225-228.
- J. Zhang, Y. Zhang, Z. Zhou, *Green Chem. Lett. Rev.* 7 (2014) 90-94.
- J.-F. Zhou, Y.-Z. Song, F.-X. Zhu, Y.-L. Zhu, *Synth. Commun.* 36 (2006) 3297-3303.
- S. Kamila, H. Ankati, E. R. Biehl, *Tetrahedron Lett.* 52 (2011) 4375-4377.
- B.-Y. Yang, B.-H. Yang, *J. Chem. Res.* 35 (2011) 238-239.
- K. Gong, Z.-W. He, Y. Xu, D. Fang, Z. Liu, *Monatsh Chem.* 139 (2008) 913-915.
- V. Opletalova, J. Dolezel, K. Kralova, M. Pesko, J. Kunes, *J. Jampilek, Molecules* 16 (2011) 5207-5227.
- G. Bruno, L. Costantino, C. Curinga, R. Maccari, F. Monforte, F. Nicolò, R. Ottanà, M. G. Vigorita, *Bioorg. Med. Chem.* 10 (2002) 1077-1084.
- M. Zhang, C.-D. Wang, S.-L. Yu, Z.-B. Tian, L. Zhang, Z.-J. Chen, J.-G. Li, *Chem. J. Chin. Univ.* 15 (1994) 1647-1650.
- X. Lian, Y. Li, M. Zhou, *Chin. J. Org. Chem.* 26 (2006) 1272-1274.
- A. Debache, W. Ghalem, R. Boulcina, A. Belfaitah, S. Rhouati, B. Carboni, *Lett. Org. Chem.* 7 (2010) 272-276.
- T. Boumoud, B. Boumoud, S. Rhouati, A. Belfaitah, A. Debache, P. Mosset, *Acta Chim. Slov.* 55 (2008) 617-622.
- R. Laroum, C. Bouregghda, A. Benhadid, R. Boulcina, A. Debache, *Indian J. Heterocycl. Chem.* 27 (2017) 295-302.
- S. A. Ali, S. M. Awad, A. M. Said, S. Mahgoub, H. Taha, N. M. Ahmed, *J. Enz. Inhib. Med. Chem.* 35 (2020) 847-863.
- A. A. Hamed, I. A. Abdelhamid, G. R. Saad, N. A. Elkady, M. Z. Elsabee, *Int. J. Biol. Macromol.* 153 (2020) 492-501.
- Y. Bhola, A. Naliapara, J. Modi, Y. Naliapara, *World Sci. News.* 117 (2019) 29-43.
- A. T. Taher, M. T. Mostafa Sarg, N. R. El-Sayed Ali, N. Hilmy Elnagdi, *Bioorg. Chem.* 89 (2019) 103023.
- A. Verma, V. Kumar, R. Khare, J. Singh, *Asian J. Chem.* 31 (2019), 522-526.
- J. Plescia, N. Moitessier, *Eur. J. Med. Chem.* 195 (2020) 112270.
- J.-F. Zhou, F.-X. Zhu, H.-Q. Zhu, Y.-L. Zhu, *Arkhivoc xiv* (2007) 213-217.
- M. Chatterjee, V. K. Dwivedi, K. Khandekar, S. K. Tandon, *Biomed. Environ. Sci.* 17 (2004) 27-32.
- Y. Xiang, C. Chen, W.-M. Wang, L.-W. Xu, K.-W. Yang, P. Oelschlaeger, Y. He, *ACS Med. Chem. Lett.* 9 (2018) 359-364.
- S. E. Adams, C. Parr, D. J. Miller, R. K. Allemann, M. B. Hallett, *Med. Chem. Commun.* 3 (2012) 566-570.
- R. Gaudry, R. A. McIvor, *Can. J. Chem.* 29 (1951) 427-736.
- K. Inamoto, Y. Arai, K. Hiroya, T. Doi, *Chem. Commun.* 43 (2008) 5529-5531.
- L. A. Carpino, A. A. Abdel-Maksoud, D. Ionescu, E. M. E. Mansour, M. A. Zewail, *J. Org. Chem.* 72 (2007) 1729-1736.
- CCDC 1878843 contains the supplementary crystallographic data for **4h**. These data can be obtained free of charge from Cambridge Crystallographic Data Centre via [www.ccdc.cam.ac.uk/data\\_request/cif](http://www.ccdc.cam.ac.uk/data_request/cif).

54. G. F. S. Fernandes, W. A. Denny, J. L. Dos Santos, *Environ. J. Med. Chem.* 179 (2019) 791-804.
55. G. R. Mereddy, A. Chakradhar, R. M. Rutkoski, S. C. Jonnalagadda, *J. Organomet. Chem.* 865 (2018) 12-22.

Journal Pre-proofs