



**HAL**  
open science

# MAP syntax diagrams: an online tool to visualise, describe, and compare Ancient divine onomastic sequences

Sébastien Plutniak

► **To cite this version:**

Sébastien Plutniak. MAP syntax diagrams: an online tool to visualise, describe, and compare Ancient divine onomastic sequences. Naming and Mapping the Gods in the Ancient Mediterranean. Spaces, Mobilities, Imaginaries, Feb 2021, Toulouse, France. . hal-03118484

**HAL Id: hal-03118484**

**<https://hal.science/hal-03118484>**

Submitted on 22 Jan 2021

**HAL** is a multi-disciplinary open access archive for the deposit and dissemination of scientific research documents, whether they are published or not. The documents may come from teaching and research institutions in France or abroad, or from public or private research centers.

L'archive ouverte pluridisciplinaire **HAL**, est destinée au dépôt et à la diffusion de documents scientifiques de niveau recherche, publiés ou non, émanant des établissements d'enseignement et de recherche français ou étrangers, des laboratoires publics ou privés.



Distributed under a Creative Commons Attribution 4.0 International License

# MAP syntax diagrams: an online tool to visualise, describe, and compare Ancient divine onomastic sequences

Sébastien PLUTNIAK

TRACES, Université de Toulouse, France

sebastien.plutniak@posteo.net

0000-0002-6674-3806

## SUMMARY

MAP syntax diagrams is an online R Shiny application for studying Ancient divine onomastic sequences. It uses the format defined by the “Mapping Ancient Polytheisms” project to:

- represent sequences and
- describe semantic relationships between the parts of the names of gods (called “elements” in the MAP terminology).

The focus is on the **structure** of the sequences, not their content. These structures are modelled as **graphs** (a mathematical object composed by a set of nodes and a set of edges), so that they can be **visualised**, **characterised**, and **compared** using quantitative measurements.

## FROM SEQUENCES TO GRAPHS

In the MAP format, the sequence

Δηώ και Κόρη Ἐλευσινίαι

is represented as

[ Δηώ + Κόρη ] # Ἐλευσίνιος, α, ον

and coded as

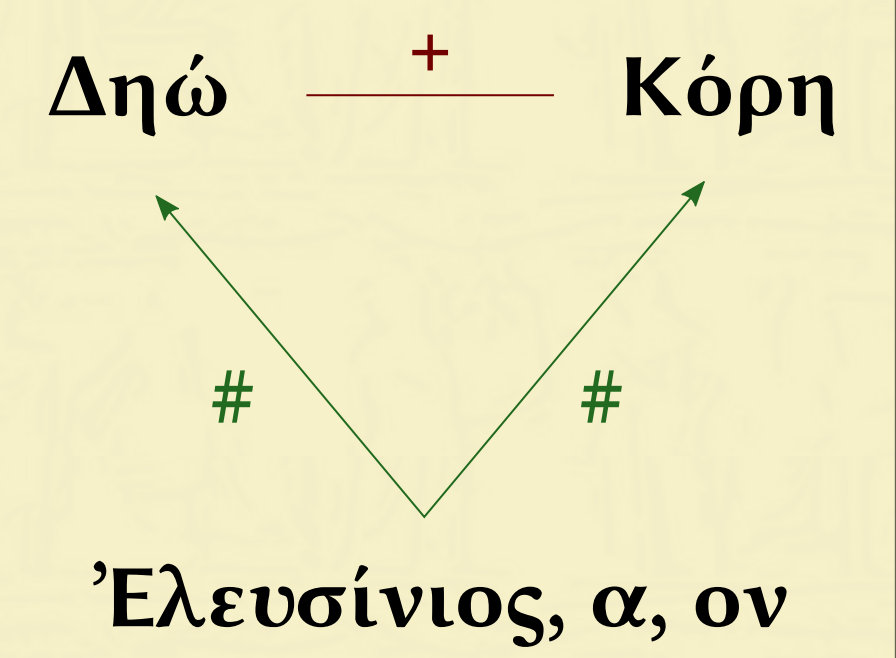
[ 1 + 2 ] # 3”.

In *MAP syntax diagrams*, this sequence is modelled by a graph.

The [ and ] symbols enclose a syntagma,

+ indicates a relation of coordination between two elements,


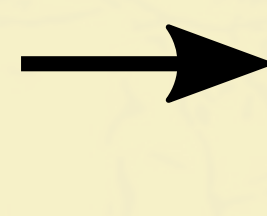
# indicates a qualification.




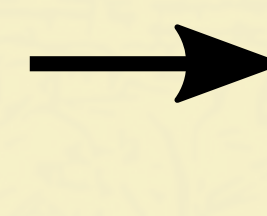
## WORKFLOW



Online extraction from the MAP database<sup>1</sup>



Recoding of the relevant variables



Input in MAP syntax diagrams and analysis

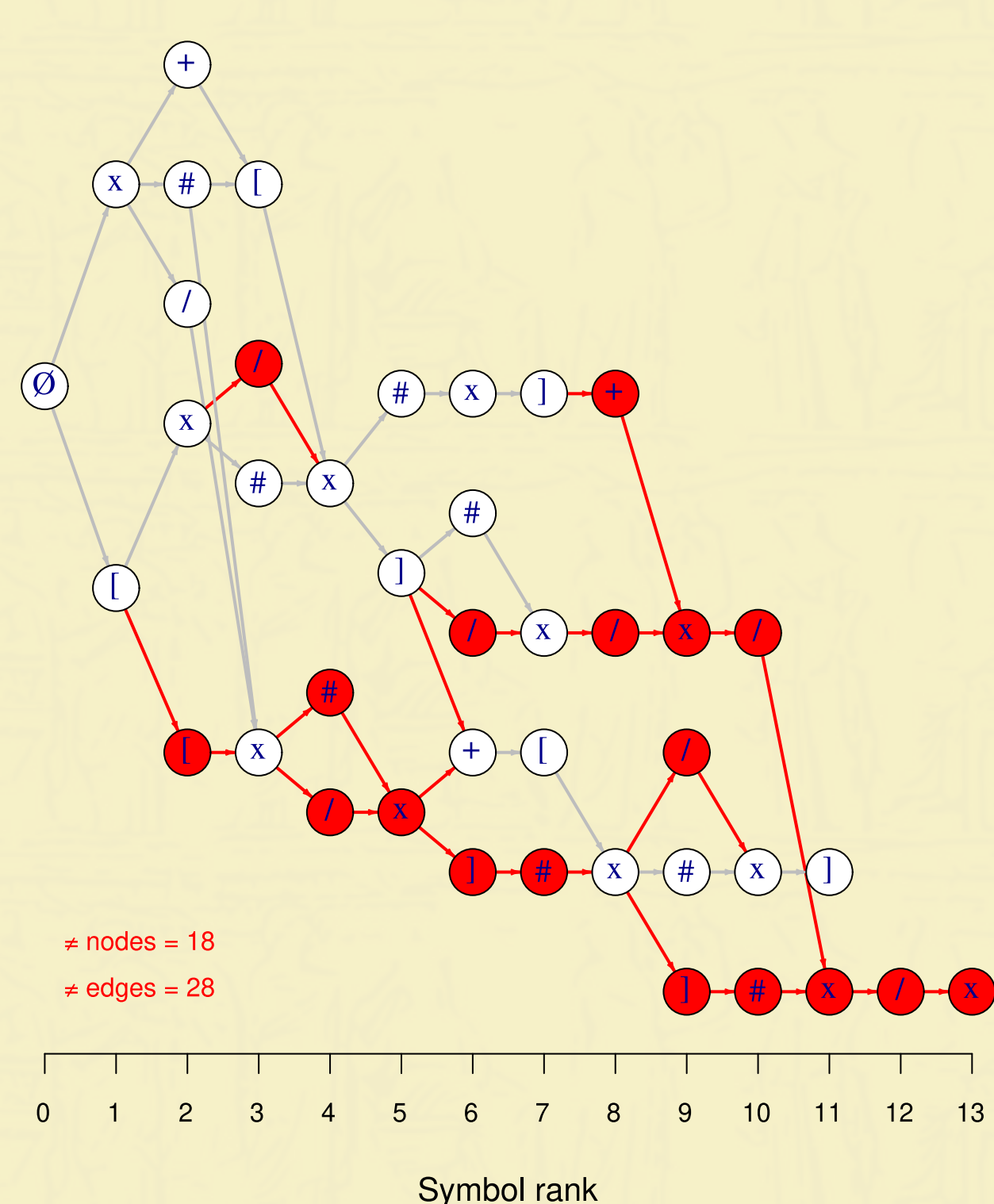
<sup>1</sup> <https://base-map-polytheisms.huma-num.fr>

## APPLICATION MAIN FEATURES

- **Selection** of subsets of sequences for comparison
- Summary **statistics**: diversity of the elements (Shannon-Weaver entropy) and structural properties (network metrics)
- Measurement of the **difference** between the subsets graph (Euclidean and “graph diffusion kernel” distances); display of a hierarchical **clustering** of the distances (for 4 and more subsets)
- Generation of **diagrams**:
  - 1) to graphically summarise a set of sequences and
  - 2) to highlight the differences between two subsets
- **Export** of statistics (in csv format) and diagrams (in svg format)

## COMPARING GODS: APOLLO & APHRODITE

Greek sequences (up to 11 elements) from Cyprus related to Aphrodite (n=92) and Apollo (n=46) are compared. The statistics indicate that Apollo’s sequences have **more diverse** elements (diversity index: 1.81 vs 1.19) and subsequences (median transition rate: 0.11 vs 0.01). However, using the diagrams to study the differences (coloured in red) we can see that, for example, the complex nested structures (“[[ ]]”) observed in Aphrodite’s sequences are **absent** in Apollo’s sequences.



## STRUCTURAL CHANGE THROUGH TIME

Greek and Phoenician sequences from Cyprus are compared across three periods (see table). This demonstrates an **increase in diversity and complexity** over time, as reflected by:

- an increase in the length of the sequences, in the numbers of different symbols, the different sequences, and the nodes in the structure.
- a decrease in the centralisation value, meaning that the edges are less concentrated on some particular elements. However, the **diversity** of the **elements** composing the sequences (nouns, adjectives, etc.) is virtually **unchanging**, reflecting stability.

	-500/-300	-300/-1	1/400
total number of sequences	64	105	124
number of selected sequences	63	104	122
number of different sequences	8	13	17
sequence max. length	11	19	23
sequence median length	3	3	3
diversity of the elements	3.41	3.16	3.36
number of nodes	24	49	72
number of different symbols	5 / 9	6 / 9	9 / 9
number of terminal symbols	3	3	5
number of articulation points	10	3	12
degree centralisation	0.07	0.03	0.04
median transition rate	0.05	0.01	0.01

- **MAP project**: <https://map-polytheisms.huma-num.fr>
- **Application**: <https://analytics.huma-num.fr/Sebastien.Plutniak/map-syntax-diagrams>
- **Code**: <https://github.com/sebastien-plutniak/map-syntax-diagrams> DOI [10.5281/zenodo.4443133](https://doi.org/10.5281/zenodo.4443133)
- **Manual**: Plutniak. S. 2020. *MAP Syntax diagrams : visualiser, décrire et comparer les séquences onomastiques divines de l'Antiquité*. <https://hal.archives-ouvertes.fr/hal-02532617>