



HAL
open science

Outlook on a quantum theory of color perception

Michel Berthier, Edoardo Provenzi

► **To cite this version:**

Michel Berthier, Edoardo Provenzi. Outlook on a quantum theory of color perception. In press.
hal-03114335v1

HAL Id: hal-03114335

<https://hal.science/hal-03114335v1>

Preprint submitted on 18 Jan 2021 (v1), last revised 22 Feb 2021 (v2)

HAL is a multi-disciplinary open access archive for the deposit and dissemination of scientific research documents, whether they are published or not. The documents may come from teaching and research institutions in France or abroad, or from public or private research centers.

L'archive ouverte pluridisciplinaire **HAL**, est destinée au dépôt et à la diffusion de documents scientifiques de niveau recherche, publiés ou non, émanant des établissements d'enseignement et de recherche français ou étrangers, des laboratoires publics ou privés.

Outlook on a quantum theory of color perception

Michel Berthier*¹ and Edoardo Provenzi†²

¹Laboratoire MIA, La Rochelle Université, Avenue Albert Einstein, BP 33060,
17031 La Rochelle, France

²Université de Bordeaux, CNRS, Bordeaux INP, IMB, UMR 5251. F-33400, 351
Cours de la Libération

Abstract

In this paper we provide an overview on the foundation and first results of a very recent quantum theory of color perception. The major inspiration for this model is the 1974 remarkable work by H.L. Resnikoff, who had the idea to give up the analysis of the space of perceived colors through metameric classes of spectra in favor of the study of its algebraic properties. This strategy permitted to reveal the importance of hyperbolic geometry in colorimetry. Starting from these premises, we show how Resnikoff's construction can be extended to a geometrically rich quantum framework, where the concepts of achromatic color, hue and saturation can be rigorously defined. Moreover, the analysis of pure and mixed quantum chromatic states leads to a deep understanding of chromatic opposition and its role in the encoding of visual signals.

1 Introduction

The central core of this paper is the concept of space of colors perceived by a trichromatic human being, or color space, for short. The scientific literature about this topic is abundant and here we limit ourselves to quote the classical reference [56], the more mathematically-oriented books [16] and [31] and the image processing and computer vision oriented references [17] and [20], among hundreds of books and papers written on this subject.

What makes scientists so interested in color spaces is that, instead of being simple collections of elements representing either physical color stimuli or the sensation they provoke in humans, they are *structured spaces*, with intrinsic algebraic and geometrical properties and a metric able to quantify the distance (physical or perceptual) between their points.

The work of H.L. Resnikoff, that we will briefly recall in section 2, is related to the aforementioned geometrical and metric structure of the perceived color space. It is a foundational work, without direct algorithmic applications and it requires a non trivial acquaintance with theoretical physics and pure mathematics. This is probably the reason why his contribution, that we consider so important, has remained practically unnoticed until now.

In this paper we provide an outlook on the color perception theory inspired by Resnikoff's insights that we have developed in the papers [9, 44, 6, 40, 8, 7]. These are quite technical and dense works, here we prefer to privilege clarity of exposition and, for this reason, we will omit the proofs of the results that we will claim, the interested reader may consult them in the contributions just quoted.

After introducing, in section 3, some fundamental mathematical results related to Jordan algebras and their use in quantum theories, we show, in section 4, that Resnikoff's work leads

*michel.berthier@univ-lr.fr

†edoardo.provenzi@math.u-bordeaux.fr

to a quantum theory of color perception. As a novel contribution, we will provide an extensive motivation to explain why we believe that a quantum theory is better suited than a classical one to model color perception.

In section 4.1 we show how to identify pure and mixed quantum chromatic states, this result is used in section 4.2 to study hue and saturation of a color and in section 4.3 to show that the peculiar achromatic plus chromatic opponent encoding of light signals performed by the human visual system can be intrinsically described by the quantum framework, without resorting to an ‘a-posteriori’ statistical analysis. Section 4.4 offers a brief panorama on the rich geometry of quantum chromatic states. We conclude our paper in section 5 by discussing some ideas about future developments of the theory.

2 The dawn of hyperbolicity in color perception: Yilmaz’s and Resnikoff’s works

Here we present, in two separate subsections, the ideas and results of H. Yilmaz and H.L. Resnikoff about the role of hyperbolic structures in the study of color perception. In spite of the fact that Resnikoff’s contribution is, by far, more important than Yilmaz’s one for our purposes, we want to respect the chronological development of the two works and we start with Yilmaz’s idea about the link between color perception and special relativity.

2.1 Yilmaz’s relativity of color perception

Yilmaz was a theoretical physicist specialized in relativity who, around 1960, started to apply his knowledge to the field of human perception, here we shortly recap his 1962 paper [57] about the relativity of color perception. A detailed version of the content of this section can be found in [40].

Yilmaz considered a visual scene where a trichromatic observer adapted to a broadband illuminant can identify the colors of a patch by performing comparison with a set of Munsell chips. He searched for the transformation that permits to relate the color description when the observer is adapted to two different broadband illuminants. As a first approximation, he searched for a linear map, i.e. a matrix transformation between color coordinated, and he derived the explicit form of the entries of this matrix by using the result of three perceptual experiments. He obtained a three-dimensional Lorentzian matrix, with Lorentz factor given by $\Gamma = 1/\sqrt{1 - (\sigma/\Sigma)^2}$, in which the perceived saturation σ and the maximal perceivable saturation Σ are the analogous of the speed of a moving particle and the speed of light, respectively, in special relativity.

Lorentz transformations are precisely the linear maps that preserve the Lorentzian scalar product, which is the hyperbolic counterpart of the Euclidean scalar product, see e.g. [46]. Thus, up to our knowledge, Yilmaz underlined for the first time that hyperbolic structures may play a significant role in color perception.

Yilmaz ideas, surely brilliant and much ahead of his time, were developed only heuristically: his mathematical analysis is not fully convincing in multiple parts and the experimental results that allow him to build the Lorentz transformation are just claimed, without providing any experimental data or apparatus description, see [40] and [7] for further details. In spite of that, Yilmaz’s hint on the importance of hyperbolic geometry for the study of color perception inspired at least one key scientist, the polymath H.L. Resnikoff, who acknowledged Yilmaz in his fundamental 1974 paper [48] that we recall in the next subsection.

2.2 Resnikoff’s homogeneous color space

To greet Resnikoff’s foresight, we consider that no sentence is more appropriate than that of Altiero Spinelli, one of the founding fathers of the European Union, who stated the following: ‘*the quality of an idea is revealed by its ability to rise again from its failures*’. Resnikoff’s work was written in the language of mathematical physics and fused differential geometry, harmonic analysis of Lie groups and the theory of Jordan algebras to study geometry and metrics of the

space of perceived colors. This was far too abstract and advanced for the typical mathematical knowledge of the average color scientist of that time, with the consequence that Resnikoff’s paper failed to interest the scientific community until today.

Resnikoff’s cleverest idea was to abandon the classical description of perceived colors in terms of metameric classes of light spectra, see e.g. [56], and to concentrate on an alternative description based, essentially, on *the algebraic properties satisfied by perceived colors*. As we will see, this turned out to be the key to unveil a completely new way of representing colors.

The starting point of Resnikoff’s paper is the beautiful 1920 Schrödinger’s set of axioms of perceived colors: the great theoretical physicist, before dedicating himself to quantum mechanics, studied optics and color perception and came to the conclusion that the empirical discoveries of the founding fathers of color theory, none less than Newton [37, 38], Helmholtz [53], Grassmann [22] and Maxwell [34], could be resumed in a set of axioms which, put together, say that *the space of perceived colors*, denoted with \mathcal{C} from now on, *is a regular convex cone of dimension 3* (for trichromatic observers, the only ones that we consider in this paper).

The mathematical formalization of this concept is the following: let \mathcal{C} be a subset of a finite dimensional inner product vector space $(V, \langle \cdot, \cdot \rangle)$, then:

- \mathcal{C} is a *cone* if, for all $c \in \mathcal{C}$ and all $\lambda \in \mathbb{R}^+$, $\lambda c \in \mathcal{C}$, i.e. \mathcal{C} is stable w.r.t. multiplications by a positive constant. This is the mathematical translation of the fact that, up to the glare limit, if we can perceive a color, then we can also perceive a brighter version of it;
- \mathcal{C} is *convex* if, for every couple $c_1, c_2 \in \mathcal{C}$ and every $\alpha \in [0, 1]$, $\alpha c_1 + (1 - \alpha)c_2 \in \mathcal{C}$, i.e. the line segment connecting two perceived colors is entirely composed by perceived colors;
- \mathcal{C} is *regular* if, denoted with $\bar{\mathcal{C}}$ its closure w.r.t. the topology induced by the inner product of V , the conditions $c \in \bar{\mathcal{C}}$ and $-c \in \bar{\mathcal{C}}$ imply that $c = 0$. The intuitive geometrical meaning of this condition is that \mathcal{C} is a single cone with a vertex.

It is important to stress that Schrödinger’s axioms hold for the so-called *aperture colors* [24], i.e. colored lights seen in isolation against a neutral background or homogeneously colored papers seen through a reduction screen.

Resnikoff dedicated a large part of his paper to motivate the introduction of a new axiom for \mathcal{C} and to analyze the strong consequences on its geometry. He postulated that \mathcal{C} is a *homogeneous space*, i.e. that it exists a transitive group action on it, which means, in practice, that any couple of elements of \mathcal{C} can be connected via an invertible transformation.

Resnikoff considered this property to be naturally satisfied by the space of perceived colors \mathcal{C} because no color can be considered ‘special’ w.r.t. another one. Moreover, he gave an illuminating motivation for his interest in homogeneity by discussing the simplified case of achromatic visual stimuli. These ones provoke only a brightness sensation in humans, for this reason their space can be modeled as $\mathbb{R}^+ = (0, +\infty)$ (if we do not consider glare), which is both a group w.r.t. multiplication and a homogeneous space of itself, in fact, for any $x, y \in \mathbb{R}^+$, we can write $y = \lambda x$, with $\lambda = \frac{y}{x} \in \mathbb{R}^+$. Now, the key observation is that, up to a positive constant, the only non-trivial \mathbb{R}^+ -invariant distance on \mathbb{R}^+ is given by

$$d(x, y) = |\log(x) - \log(y)| = \left| \log \frac{x}{y} \right|, \quad x, y \in \mathbb{R}^+, \quad (1)$$

and this expression coincides with the well-known Weber-Fechner’s law, the first psycho-physical law ever determined, which establishes the logarithmic response of the human visual system w.r.t. variations of achromatic stimuli, see e.g. [21]. The fact that the only distance compatible with the homogeneous structure of \mathbb{R}^+ coincides with a perceptual metric was a major source of inspiration for Resnikoff, who saw in the extension of homogeneity to the 3-dimensional regular convex cone \mathcal{C} a possibility to uniquely determine perceptual metrics for the entire color space and not only for the achromatic axis.

The transitive group action on \mathcal{C} described by Resnikoff is that of the so-called ‘background transformations’, operationally implemented by the change of background depicted in Figure 1

and mathematically represented¹ by *orientation-preserving linear transformations that preserve \mathcal{C}* , i.e.

$$\mathrm{GL}^+(\mathcal{C}) := \{B \in \mathrm{GL}(3, \mathbb{R}), \det(B) > 0 \text{ and } B(c) \in \mathcal{C} \ \forall c \in \mathcal{C}\}, \quad (2)$$

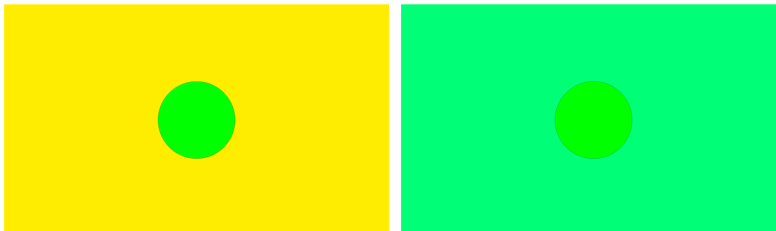


Figure 1: An example background change: in spite of the fact that the inner disks in the center of the two images provide exactly the same physical color stimulus, our perception of them is different because of the so-called chromatic induction phenomenon due to the background difference.

The hypothesis of homogeneity for \mathcal{C} led to formidable consequences. In fact, Resnikoff proved that there are only two types of 3-dimensional homogeneous regular convex cones:

$$\begin{cases} \mathcal{C}_1 := \mathbb{R}^+ \times \mathbb{R}^+ \times \mathbb{R}^+ \\ \mathcal{C}_2 := \mathbb{R}^+ \times \mathrm{SL}(2, \mathbb{R})/\mathrm{SO}(2) \end{cases}, \quad (3)$$

see also [44] for a simplified proof.

$\mathcal{C}_1 = \mathbb{R}^+ \times \mathbb{R}^+ \times \mathbb{R}^+$ is the classical *flat* colorimetric space used to harbor, e.g., the LMS, RGB, XYZ coordinates [56].

Instead, $\mathrm{SL}(2, \mathbb{R})/\mathrm{SO}(2)$ is a space of constant negative curvature equal to -1 and it is an instance of a *2-dimensional hyperbolic models \mathbf{H}* . Other equivalent models are, e.g., the upper hyperboloid sheet (whose elements can be identified with 2×2 real symmetric positive-definite matrices with unit determinant), the upper half plane and the Poincaré and Klein disks [46].

Resnikoff saw in $\mathcal{C}_2 = \mathbb{R}^+ \times \mathbf{H}$ a novel way to represent perceived colors: he interpreted \mathbb{R}^+ as the brightness axis and \mathbf{H} as the chromatic space of perceived colors, thus giving a mathematical formalization to the aforementioned Yilmaz's idea about the pertinence of hyperbolic structures in the study of color perception.

As we said above, one of Resnikoff's motivations to study a homogeneous color space was the will to uniquely determine perceptual metrics compatible with the homogeneous structure of \mathcal{C} , i.e. invariant under the action of $\mathrm{GL}^+(\mathcal{C})$. He actually succeeded to prove that, for both $\mathcal{C} = \mathcal{C}_1$ and $\mathcal{C} = \mathcal{C}_2$, there is only one Riemannian metric ds^2 , up to positive multiplicative scalars, such that the induced Riemannian distance $d : \mathcal{C} \times \mathcal{C} \rightarrow \mathbb{R}^+$ satisfies

$$d(B(c_1), B(c_2)) = d(c_1, c_2), \quad \forall c_1, c_2 \in \mathcal{C}, \forall B \in \mathrm{GL}^+(\mathcal{C}). \quad (4)$$

Specifically, when $\mathcal{C} = \mathcal{C}_1$ this metric, denoted with ds_1^2 , is

$$ds^2 = \alpha_1 \left(\frac{dx_1}{x_1} \right)^2 + \alpha_2 \left(\frac{dx_2}{x_2} \right)^2 + \alpha_3 \left(\frac{dx_3}{x_3} \right)^2, \quad x_k, \alpha_k \in \mathbb{R}^+, \ k = 1, 2, 3, \quad (5)$$

which coincides with the well-known Helmholtz-Stiles metric classically used in colorimetry [56]. Instead, when $\mathcal{C} = \mathcal{C}_2$ the only Riemannian metrics satisfying (4) are those positively proportional to

$$ds_2^2 = \frac{1}{2} \mathrm{Tr}((x^{-1} dx)^2), \quad x \in \mathcal{H}^+(2, \mathbb{R}), \quad (6)$$

Tr being the matrix trace, which coincides with the Rao-Siegel metric widely used nowadays in geometric science of information, see e.g. [1, 12, 50].

¹The hypothesis of linearity for background transformations remains an open issue, see e.g. [44, 45].

Assumption (4), however, is not coherent with the so-called *crispening effect* represented in Figure 2, where the same couple of color stimuli is exhibited over three different backgrounds: it is clear that the perceptual difference between them is not background independent.



Figure 2: The crispening effect showing that Resnikoff’s assumption about the invariance of color metric with respect to background transformations is not coherent with perception.

As a consequence, if background transformations are identified as elements of $GL^+(\mathcal{C})$, then neither the Helmholtz-Stiles nor the Rao-Fisher metric can be accepted as perceptually-coherent color distances.

In the second part of his 1974 paper, Resnikoff showed how to embed \mathcal{C}_1 and \mathcal{C}_2 in a single mathematical framework thanks to the theory of Jordan algebras. What he lacked to see was the link with a quantum theory of color provided by these objects. We will discuss this in section 4, after recalling the basic results about Jordan algebras and their use in the algebraic formulation of quantum theories.

3 Jordan algebras and their use in quantum theories

Jordan algebras have been introduced by the German theoretical physicist P. Jordan in 1932, see [29], in the context of quantum mechanics. For the sake of brevity, in this section we will only recap the information about such objects that we need in the sequel, more information can be found in [19, 35, 3].

3.1 Basic results and classification of three-dimensional formally real Jordan algebras and their positive cones

A Jordan algebra \mathcal{A} is a real vector space equipped with a bilinear product $(a, b) \mapsto a \circ b$, that is required to be commutative and to satisfy the following Jordan identity:

$$(a^2 \circ b) \circ a = a^2 \circ (b \circ a), \quad \forall a, b \in \mathcal{A}, \quad (7)$$

which ensures that the power of any element a of \mathcal{A} is defined without ambiguity and that \mathcal{A} is at least power-associative, however \mathcal{A} , in general, is not an associative algebra.

The most classical example of a non-associative Jordan algebra is given by $\mathcal{M}(n, \mathbb{R})$, the set of real $n \times n$ matrices with $n \geq 2$, equipped with the following *matrix Jordan product*:

$$X \circ Y = \frac{1}{2}[(X + Y)^2 - X^2 - Y^2] = \frac{1}{2}(XY + YX), \quad \forall X, Y \in \mathcal{M}(n, \mathbb{R}). \quad (8)$$

The Jordan algebras that we will consider in the sequel are *formally real*, which means that, for any finite set $a_1, a_2, \dots, a_n \in \mathcal{A}$, $a_1^2 + a_2^2 + \dots + a_n^2 = 0$ implies $a_1 = a_2 = \dots = a_n = 0$, just as if the elements a_1, a_2, \dots, a_n were real, which motivates their name. In the sequel, we will make use of the convenient acronym FRJA to denote such Jordan algebras.

It can be proven that any FRJA \mathcal{A} is unital, i.e. it exists a unit $\mathbf{1} \in \mathcal{A}$ such that $\mathbf{1} \circ a = a \circ \mathbf{1} = a$ for all $a \in \mathcal{A}$, and it can be endowed with the following partial ordering: for any couple of elements $a, b \in \mathcal{A}$, $b \leq a$ if and only if $a - b$ is a sum of squares. In particular, if a is the square of an element of \mathcal{A} , then we call a a *positive element* and we write $a \geq 0$. The set of positive elements of \mathcal{A} is called its *positive domain* and it is denoted with $\overline{\mathcal{C}}(\mathcal{A})$, its interior $\mathcal{C}(\mathcal{A})$ is called the *positive cone* of \mathcal{A} .

Every FRJA \mathcal{A} can be equipped with an inner product defined by

$$\langle a, b \rangle_{\mathcal{A}} = \text{Tr}(a \circ b), \quad \forall a, b \in \mathcal{A}, \quad (9)$$

where $\text{Tr}(a \circ b)$ actually means $\text{Tr}(L_{a \circ b})$, the trace of the endomorphism $L_{a \circ b} : \mathcal{A} \rightarrow \mathcal{A}$, $c \mapsto (a \circ b) \circ c$, for all $c \in \mathcal{A}$. Thus, every FRJA is also a Hilbert space with respect to this inner product.

We now pass to the classification of FRJAs of dimension 3, for more information about a generic dimension n we refer the reader to [3].

The classification theorem of Jordan, von Neumann and Wigner [28] establishes that there are only two non-isomorphic FRJAs of dimension 3. The first is the *associative* Jordan algebra

$$\mathcal{A}_1 = \mathbb{R} \oplus \mathbb{R} \oplus \mathbb{R} \quad (10)$$

endowed with the Jordan product $(t_1 + t_2 + t_3) \circ (s_1 + s_2 + s_3) = (t_1 s_1 + t_2 s_2 + t_3 s_3)$, $t_i, s_i \in \mathbb{R}$, $i = 1, 2, 3$. Its positive domain and cone are, respectively,

$$\overline{\mathcal{C}}(\mathbb{R} \oplus \mathbb{R} \oplus \mathbb{R}) = [0, +\infty) \times [0, +\infty) \times [0, +\infty), \quad \mathcal{C}(\mathbb{R} \oplus \mathbb{R} \oplus \mathbb{R}) = \mathbb{R}^+ \times \mathbb{R}^+ \times \mathbb{R}^+. \quad (11)$$

The second option corresponds to two *non-associative* and naturally isomorphic Jordan algebras, namely:

$$\mathcal{A}_2 = \mathcal{H}(2, \mathbb{R}) \cong \mathbb{R} \oplus \mathbb{R}^2, \quad (12)$$

where $\mathcal{H}(2, \mathbb{R})$ denotes the Jordan algebra of 2×2 symmetric matrices with real entries equipped with the matrix Jordan product (8) and the vector space $\mathbb{R} \oplus \mathbb{R}^2$ becomes the so-called *spin factor* when endowed with the Jordan product defined by

$$(\alpha + \mathbf{v}) \circ (\beta + \mathbf{w}) = ((\alpha\beta + \langle \mathbf{v}, \mathbf{w} \rangle) + (\alpha\mathbf{w} + \beta\mathbf{v})), \quad (13)$$

where $\alpha, \beta \in \mathbb{R}$, $\mathbf{v}, \mathbf{w} \in \mathbb{R}^2$ and $\langle \cdot, \cdot \rangle$ is the Euclidean inner product of \mathbb{R}^2 . The natural isomorphism between the two representations of \mathcal{A}_2 is provided by the following mapping:

$$\begin{aligned} \phi : \quad \mathcal{H}(2, \mathbb{R}) & \xrightarrow{\sim} \mathbb{R} \oplus \mathbb{R}^2 \\ \begin{pmatrix} \alpha + v_1 & v_2 \\ v_2 & \alpha - v_1 \end{pmatrix} & \mapsto (\alpha + \mathbf{v}), \quad \mathbf{v} = (v_1, v_2). \end{aligned} \quad (14)$$

Thanks to this isomorphism, the positive domains and cones of the two representations of \mathcal{A}_2 are in one-to-one correspondence. Simple computations show that

$$\begin{aligned} \overline{\mathcal{C}}(\mathbb{R} \oplus \mathbb{R}^2) & = \overline{\mathcal{L}^+} \\ \parallel & \parallel \\ \overline{\mathcal{C}}(\mathcal{H}(2, \mathbb{R})) & = \overline{\mathcal{H}^+(2, \mathbb{R})} \end{aligned} \quad (15)$$

and

$$\begin{aligned} \mathcal{C}(\mathbb{R} \oplus \mathbb{R}^2) & = \mathcal{L}^+ \\ \parallel & \parallel \\ \mathcal{C}(\mathcal{H}(2, \mathbb{R})) & = \mathcal{H}^+(2, \mathbb{R}) \end{aligned}, \quad (16)$$

where

$$\mathcal{L}^+ = \{(\alpha + \mathbf{v}) \in \mathbb{R} \oplus \mathbb{R}^2 : \alpha > 0, \|(\alpha + \mathbf{v})\|_{\mathcal{M}}^2 > 0\}, \quad (17)$$

where $\| \cdot \|_{\mathcal{M}}$ is the Minkowski norm defined by $\|(\alpha + \mathbf{v})\|_{\mathcal{M}}^2 = \alpha^2 - \|\mathbf{v}\|^2$, $\| \cdot \|$ being the Euclidean norm, is called *future lightcone* and its closure is

$$\overline{\mathcal{L}^+} = \{(\alpha + \mathbf{v}) \in \mathbb{R} \oplus \mathbb{R}^2 : \alpha \geq 0, \|(\alpha + \mathbf{v})\|_{\mathcal{M}}^2 \geq 0\}, \quad (18)$$

moreover

$$\mathcal{H}^+(2, \mathbb{R}) = \{X \in \mathcal{M}(2, \mathbb{R}) : X^t = X \text{ and } \langle \mathbf{v}, X\mathbf{v} \rangle > 0 \ \forall \mathbf{v} \in \mathbb{R}^2 \setminus \{0\}\}, \quad (19)$$

is the cone of positive-definite 2×2 real matrices and

$$\overline{\mathcal{H}^+}(2, \mathbb{R}) = \{X \in \mathcal{M}(2, \mathbb{R}) : X^t = X \text{ and } \langle \mathbf{v}, X\mathbf{v} \rangle \geq 0 \ \forall \mathbf{v} \in \mathbb{R}^2\}, \quad (20)$$

is the set of positive semi-definite 2×2 real matrices.

For later purposes, we underline here that the positive cone² $\mathcal{C}(\mathcal{A})$ of a FRJA \mathcal{A} has the remarkable property of being *self-dual*, see e.g. [19], i.e. $\mathcal{C}(\mathcal{A}) = \mathcal{C}^*(\mathcal{A})$, where $\mathcal{C}^*(\mathcal{A})$ is called dual cone and it is defined as follows

$$\mathcal{C}^*(\mathcal{A}) = \{a \in \mathcal{A} : \forall b \in \mathcal{C}(\mathcal{A}), \langle a, b \rangle > 0\} \cong \{\omega \in \mathcal{A}^* : \forall b \in \mathcal{C}(\mathcal{A}), \omega(b) > 0\}, \quad (21)$$

where the isomorphism above is a direct consequence of the Riesz representation theorem which allows us to identify every element $a \in \mathcal{A}$ with one and only one linear functional $\omega \in \mathcal{A}^*$, the dual of the vector space underlying \mathcal{A} . $\omega \in \mathcal{A}^*$ is called *positive* if $\omega(a) \geq 0$ for all $a \in \overline{\mathcal{C}(\mathcal{A})}$. If we denote with \mathcal{A}_+^* the set of positive functionals on \mathcal{A} then, by self-duality, we have the identification $\mathcal{A}_+^* \cong \overline{\mathcal{C}(\mathcal{A})}$, so, thanks to (15):

$$\mathcal{H}(2, \mathbb{R})_+^* \cong \overline{\mathcal{H}^+}(2, \mathbb{R}) \quad \text{and} \quad (\mathbb{R} \oplus \mathbb{R}^2)_+^* \cong \overline{\mathcal{L}^+}. \quad (22)$$

The results that we have recalled so far allow us to show how Resnikoff's finding about the classification of possible perceived color spaces \mathcal{C}_1 and \mathcal{C}_2 appearing in (3) can be related to Jordan algebras theory. In fact, on one side, \mathcal{C}_1 coincides with the positive cone of the associative Jordan algebra $\mathcal{A}_1 = \mathbb{R} \oplus \mathbb{R} \oplus \mathbb{R}$. On the other side, every matrix X of $\mathcal{H}^+(2, \mathbb{R})$, the positive cone of the non-associative Jordan algebra $\mathcal{A}_2 = \mathcal{H}(2, \mathbb{R})$, has a strictly positive determinant, so we can always decompose it as $X = \sqrt{\det(X)} \frac{X}{\sqrt{\det(X)}} \equiv \sqrt{\det(X)} Y$, where $Y \in \mathcal{H}_1^+(2, \mathbb{R})$, the subset of $\mathcal{H}^+(2, \mathbb{R})$ given by matrices with unit determinant. Hence $\mathcal{H}^+(2, \mathbb{R}) \cong \mathbb{R}^+ \times \mathcal{H}_1^+(2, \mathbb{R}) \cong \mathcal{C}_2$. In other words, the two color space found by Resnikoff can be identified with the positive cones of the only two non-isomorphic formally real Jordan algebras of dimension 3.

This is as far as Resnikoff went in his paper [48]. In section 4 we will show how to extend Resnikoff ideas to a quantum theory of color perception. The exposition will be clearer if we first explain, in the next subsection, how Jordan algebras relate to quantum theories.

3.2 Jordan algebras and algebraic formulation of quantum theories

The birth (and also the name) of quantum mechanics is related to the need to explain the outcomes of physical experiments involving energy quantization. After the early formalization attempts of Born, Heisenberg and Jordan with the so-called 'matrix mechanics' and of Schrödinger with his 'wave mechanics', first Dirac in [15] and then von Neumann in [54] provided the abstract setting based on Hilbert spaces and Hermitian operators that, nowadays, we call the ordinary axiomatization of (non-relativistic) quantum mechanics. The work of Dirac and von Neumann is unanimously considered extraordinary not only for their rigorous formalization of quantum mechanics, but also because they boldly gave up preconceptions about nature, such as continuity and deterministic behavior, and simply build the quantum theory from scratch out of the experiments, by searching the minimal mathematical framework and the most suitable names, objects and laws that described the outcome of the experiments. They did not allow previous philosophical dogmas about how nature 'should' work to tell them what to do, instead they let nature to speak for itself through mathematics.

²Actually $\mathcal{C}(\mathcal{A})$ is a *symmetric cone*, i.e. an open convex regular homogeneous self-dual cone, for all FRJA \mathcal{A} and, by the Koecher-Vinberg theorem, see e.g. [30, 52, 19], every symmetric cone is isomorphic to the positive cone of a FRJA.

In this sense, quantum mechanics, despite its great mathematical abstractness, is as attached to practical experiments and measurements as it can be. This explains why mathematical definitions always go hand by hand with ‘operational’ definitions in quantum mechanics. Following this tradition, we start by the operational definitions that we will mimic in section 4 for a perceptual system:

- a *physical system* \mathcal{S} is described as a setting where we can perform physical measurements giving rise to quantitative results in conditions that are as isolated as possible from external influences;
- a *state* of \mathcal{S} is the way it is *prepared* for the measurement of its observables;
- *observables* in \mathcal{S} are the objects of measures and are associated with the physical apparatus used to measure them on a given state;
- an *expected value* of an observable in a given state is the average result of multiple measurements of the observable when the system is prepared each time in the same state.

It is clear that observables characterize a state through their measurements and, vice-versa, the preparation of a particular state characterizes the experimental results that will be obtained on the observables. This *duality observable-state*, as we will see in this subsection, can be formalized mathematically.

In the ordinary mathematical axiomatization of quantum mechanics a physical system is associated to a Hilbert space \mathcal{H} , a state to a ray of \mathcal{H} (i.e. the linear span of a vector of \mathcal{H}), an observable to an Hermitian operator $A : \mathcal{H} \rightarrow \mathcal{H}$ and, finally, the expected value of A on a state is associated to an element of its spectrum.

Besides this ordinary axiomatization of a quantum system, other, more profound, axiomatizations emerged later. Probably the most general and surely the best suited for our purposes is the so-called *algebraic formulation*, pioneered by Jordan, von Neumann and Wigner in [28]. Von Neumann massively contributed to the Hilbert space formalization of quantum mechanics while he was an assistant of Hilbert in Göttingen between 1926 and 1932, year in which he published the book [54]. However, he soon came to the conclusion that, from an algebraic point of view, the Hilbert space formulation of quantum mechanics was not optimally suited [47]: in fact, linear operators on a Hilbert space form an algebra under composition, but two Hermitian operators (associated to quantum observables) are stable under composition if and only if they commute, moreover, on the operational side, the composition of observables makes sense only under restrictive conditions.

These considerations led him to warmly welcome Jordan’s 1932 proposal [29] to replace the non-commutative and operationally problematic composition product with the commutative and operationally significant Jordan matrix product defined in eq. (8), even if that meant to renounce to associativity. The meaningfulness of the product $a \circ b = \frac{1}{2}(ab + ba)$ lies in Jordan’s ‘brilliantly trivial’ observation that it can be re-written as $\frac{1}{2}[(a+b)^2 - a^2 - b^2]$ or $\frac{1}{4}[(a+b)^2 - (a-b)^2]$ where all the operations involved make perfect sense in quantum mechanics, in particular, the square of an observable is simply interpreted as a change of scale in the instrument used for its measurement [51].

As underlined in [36], the algebraic formulation of a physical theory is perhaps the most general because it can encompass both classical and quantum systems. The postulates of direct interest for us are the following:

- a physical system \mathcal{S} is described by its *observables*, which are elements of an algebra \mathcal{A} with unit $\mathbf{1}$ endowed with a partial ordering. Notice that this does not mean that all the elements of \mathcal{A} are observables, but only that the observables of \mathcal{S} are contained in \mathcal{A} ;
- if \mathcal{A} is a commutative and associative algebra, then we deal with a *classical* system; otherwise, we call \mathcal{S} a *quantum* system;
- a *state* on \mathcal{A} is a positive normalized linear functional $\omega : \mathcal{A} \rightarrow \mathbb{R}$, i.e.

- if $a \in \mathcal{A}$ is positive, accordingly to the partial ordering of \mathcal{A} , then $\omega(a) \geq 0$;
- $\omega(\mathbf{1}) = 1$.
- given an observable $a \in \mathcal{A}$ and a preparation of the system, i.e. a state ω , we can associate the number $\langle a \rangle_\omega := \omega(a)$, called the *expectation value* of the variable $a \in \mathcal{A}$ on the state ω . $\omega(a)$ is operationally obtained by performing replicated measurements of a on identically prepared states and by taking the average over the outcomes of measurements.

It is important to motivate why the lack of commutativity or associativity of \mathcal{A} is the key property to establish the quantum-like character of a theory. The real philosophical and mathematical core of a quantum system is not energy quantization³, but Heisenberg’s uncertainty principle [51], i.e. the empirical observation of the existence of observables that cannot be measured simultaneously: the measurement of one of them introduces an unavoidable limit in the precision by which another can be measured. A well-known example of this behavior is given by position and momentum of a quantum particle. Mathematically, this profound physical fact has nothing to do with the discrete spectrum of an Hermitian operator on a Hilbert space, but with the fact that such operators form an associative but non-commutative algebra. Crucially, Jordan, von Neumann and Wigner proven in [28] that also a commutative but non-associative algebra of observables can be used to encode this fundamental fact. Hence, the passage from the associative and commutative algebra of observables (real-valued functions on the phase space) of classical mechanics to the either non-associative or non-commutative algebraic structure of quantum mechanics is the profound and crucial distinction between the two kind of theories.

As we have seen, a FRJA is always commutative, but it can be associative or not, in section 4 we will use this property to interpret ordinary colorimetry as a classical theory and to establish a novel quantum theory of color perception through the choice of a non-associative FRJA of observables. A similar use of Jordan algebras has been performed by Emch in statistical mechanics and quantum field theory [18].

Before doing that, let us complete this section by recalling the fundamental concept of density matrix and its relation to pure and mixed states.

In section 3.1 we have seen that Riesz’s representation theorem and self-duality imply that $\mathcal{A}_+^* \cong \overline{\mathcal{C}}(\mathcal{A})$, i.e. the set of positive functionals of a FRJA \mathcal{A} can be identified with positive elements of \mathcal{A} , which form a *closed convex cone*.

Thanks to this result, it is very easy to associate states to elements of \mathcal{A} by imposing normalization. For historical reasons, these elements are typically denoted with ρ and called *density matrices*. Recalling eq. (9), the normalization condition can be simply written as follows:

$$1 = \omega_\rho(\mathbf{1}) = \langle \rho, \mathbf{1} \rangle = \text{Tr}(\rho \circ \mathbf{1}) = \text{Tr}(\rho). \quad (23)$$

As a consequence, the ‘duality state-observable’, i.e. the isomorphism between the set of states $\mathcal{S}(\mathcal{A})$ (a subset of \mathcal{A}^*) and the set of density matrices $\mathcal{DM}(\mathcal{A})$ (a subset of \mathcal{A}), is given by:

$$\mathcal{S}(\mathcal{A}) \cong \mathcal{DM}(\mathcal{A}) = \{\rho \in \overline{\mathcal{C}}(\mathcal{A}), \text{Tr}(\rho) = 1\}. \quad (24)$$

So, for every state $\omega \in \mathcal{S}(\mathcal{A}) \subset \mathcal{A}^*$, there is one and only one density matrix $\rho \in \mathcal{DM}(\mathcal{A}) \subset \mathcal{A}$ such that the expectation value of $a \in \mathcal{A}$ is given by:

$$\omega(a) = \langle a \rangle_\omega \equiv \langle a \rangle_\rho = \text{Tr}(\rho \circ a). \quad (25)$$

Density matrices can be associated to both pure and mixed states. We say that a state ω is the mixture of the two states ω_1, ω_2 if we can write ω as the convex combination of ω_1, ω_2 , i.e. if there exists $0 < \lambda < 1$ such that $\omega = \lambda\omega_1 + (1 - \lambda)\omega_2$. More generally, a mixed state ω is the convex combination of n states $\omega_i, i = 1, \dots, n, n \geq 2$, i.e.

$$\omega = \sum_{i=1}^n \lambda_i \omega_i, \quad \text{with} \quad \sum_{i=1}^n \lambda_i = 1.$$

³in fact, also in quantum mechanics there can be continuous energy bands, e.g. in solid state quantum physics, corresponding to the continuous part of the spectrum of an Hermitian operator.

A state ω is *pure* if it cannot be written as a convex linear combination of other states. Geometrically speaking, a pure state does not lie in any open line segment joining two states. So, for example, if the set of states is represented by a disk or a sphere, then the pure states are those lying on the perimeter of the disk or the spherical surface, respectively. In section 4 we will confirm this fact for an important case of interest for our theory of color.

Remarkably, if we associate a density matrix ρ to a state ω , then we can establish if ω is pure or mixed thanks to this very simple criterion, see e.g. [36] or [10]:

- ρ describes a pure state if and only if $\text{Tr}(\rho^2) = 1$;
- ρ describes a mixed state if and only if $\text{Tr}(\rho^2) < 1$.

If we denote with $\mathcal{PS}(\mathcal{A})$ the set of pure states of a system with algebra of observables given by the FRJA \mathcal{A} , then we can write:

$$\mathcal{PS}(\mathcal{A}) \cong \{\rho \in \bar{\mathcal{C}}(\mathcal{A}), \text{Tr}(\rho) = 1, \text{Tr}(\rho^2) = 1\} = \{\rho \in \mathcal{DM}(\mathcal{A}), \text{Tr}(\rho^2) = 1\}. \quad (26)$$

Another way to characterize the purity of a state is through the so-called von Neumann entropy, defined as

$$S(\rho) = -\text{Tr}(\rho \circ \log \rho). \quad (27)$$

It is possible to prove that, see e.g. [25] or [39]:

- if \mathcal{A} is a real matrix Jordan algebra, then

$$S(\rho) = -\sum_k \lambda_k \log \lambda_k, \quad (28)$$

where the numbers λ_k are the eigenvalues of ρ repeated as many times in the sum as their algebraic multiplicity;

- ρ describes a pure state if and only if $S(\rho) = 0$ (minimum entropy, i.e. maximal amount of information), if $S(\rho) > 0$, ρ describes to a mixed state;
- S is invariant under orthogonal conjugation, i.e. $S(O\rho O^t) = S(\rho)$, for all $O \in O(n)$, $n = \dim(\mathcal{A})$;
- $S(\rho)$ is a concave function of ρ in the following sense: $S(t\rho_1 + (1-t)\rho_2) \geq tS(\rho_1) + (1-t)S(\rho_2)$ for all couples of density matrices ρ_1, ρ_2 .
- the state of maximal entropy, or of minimal amount of information, is the normalized unit of the FRJA \mathcal{A} :

$$\rho_0 := \operatorname{argmax}_{\rho} S(\rho) = \frac{1}{\text{Tr}(\mathbf{1})} \mathbf{1} \in \mathcal{DM}(\mathcal{A}). \quad (29)$$

4 A quantum theory of color perception

We are now ready to state our operational axioms for a theory of color perception by mimicking those of the algebraic formulation of a physical theory:

- a *visual scene* is a setting where we can perform psycho-visual measurements in conditions that are as isolated as possible from external influences;
- a *perceptual chromatic state* is represented by the preparation of a visual scene for psycho-visual experiments;
- a *perceptual color* is the observable identified with a psycho-visual measurement performed on a given perceptual chromatic state;

- a *perceived color* is the expected value of a perceptual color after a psycho-visual measurement.

It is worthwhile underlying two facts about the previous assumptions:

- well-known colorimetric definitions such as additive or subtractive synthesis of color stimuli, aperture or surface color, color in context, and so on, are incorporated in the concept of preparation of a perceptual chromatic state. A first example of preparation is the set up a visual scene where an observer in a dark room has to look at a screen, where a light stimulus with foveal aperture w.r.t. the observer provokes a color sensation. A second example of preparation is given by an observer adapted to an illuminant in a room who looks at the patch of a surface. The perceptual chromatic states identified by these two preparations are, in general, different;
- the instruments used to measure the observables are not physical devices, but the sensory system of a human being. Moreover, the results may vary from person to person, thus the average procedure needed to experimentally define the expected value of an observable on a given state is, in general, observer-dependent. The response of an *ideal standard observer* can be obtained through a further statistical average on the observer-dependent expected values of an observable in a given state.

On the mathematical side, the only axiom that we consider is the following, first introduced in [6]:

TRICHROMACY AXIOM: – *The space of perceptual colors is the positive cone \mathcal{C} of a formally real Jordan algebra of real dimension 3.*

Notice that we associate \mathcal{C} to perceptual colors, i.e. observable colors, and not to perceived colors, i.e. their expectation values after measurements. In section 5 we will motivate the reason why we consider this association more appropriate by discussing the subtle concept of measurement implicitly involved in the definition of perceived color.

As we have discussed in section 3.1, the only formally real Jordan algebra of real dimension 3 are the associative Jordan algebra $\mathbb{R} \oplus \mathbb{R} \oplus \mathbb{R}$ and the non-associative and naturally isomorphic Jordan algebras $\mathcal{H}(2, \mathbb{R}) \cong \mathbb{R} \oplus \mathbb{R}^2$. The positive cones of $\mathbb{R} \oplus \mathbb{R} \oplus \mathbb{R}$ and $\mathcal{H}(2, \mathbb{R})$ agree exactly with those found by Resnikoff by adding the homogeneity axiom to the set of experimentally well-established Schrödinger’s axioms.

If we transpose the algebraic formulation of physical theories to the case of a perceptual theory of color, we immediately have that:

- a theory of color perception associated to the FRJA $\mathbb{R} \oplus \mathbb{R} \oplus \mathbb{R}$ is classical;
- a theory of color perception associated to the FRJAs $\mathcal{H}(2, \mathbb{R}) \cong \mathbb{R} \oplus \mathbb{R}^2$ is quantum-like.

As previously seen, standard colorimetry is associated to the FRJA $\mathbb{R} \oplus \mathbb{R} \oplus \mathbb{R}$ and so it is a classical theory associated to a geometrically trivial cone of observables. In [6] the much geometrically richer ‘quantum colorimetry’ associated to the FRJAs $\mathcal{H}(2, \mathbb{R}) \cong \mathbb{R} \oplus \mathbb{R}^2$ has been investigated by exploiting, among other techniques, the results about density matrices and von Neumann entropy recalled above.

The results obtained in [6] will be summarized in the following subsections. Before that, we would like to spend a few words to motivate why a quantum theory of color perception is not only a valid option, but, in our opinion, it makes much more sense than a classical one.

The well-known Copenhagen interpretation of quantum mechanics assumes that the nature of microscopic world, contrary to the macroscopic one, is intrinsically probabilistic and, coherently with that, each quantum measurement must be interpreted in a probabilistic way. The same elusiveness characterize color perception: it is well-known that the outcome of multiple experiments where an observer must chose, say, a Munsell chip to match a given color patch under a fixed illuminant is, in the large majority of cases, not a sharp choice, but a distribution of close selections around the most frequent one. If we use the terms introduced above we have that, in spite of the fact that the visual scene has been prepared in the same chromatic state, the only way

to characterize the perceived color of the patch is through the expected value of a probability distribution.

Remarkably, the great theoretical physicist A. Ashtekar and his collaborators, A. Corichi and M. Pierri, foresaw in [2] the possibility of a quantum theory of color vision by writing: ‘*the underlying mathematical structure is reminiscent of the structure of states (i.e. density matrices) in quantum mechanics. The space of all states is also convex-linear, the boundary consists of pure states and any mixed state can be obtained by a superposition of pure states. In the present case, the spectral colors are the analogs of pure states*’. In the following subsections we will see how this intuition can be precisely formalized.

Finally, let us also uphold a peculiar feature of the quantum theory of color perception: it is based on real numbers. This may sound odd, since quantum mechanics is usually thought to be an intrinsically complex theory, this, however, is a misconception. In fact, as remarked in [5], the quantum description of observable as an Hermitian operator acting on a Hilbert space and of state as a density matrix is based upon the spectral theorem and Gleason’s theorem, respectively. Both theorems retain their validity on real or quaternionic Hilbert spaces, so, contrary to common belief, a real or quaternionic quantum theory of observables, states and related concepts is as legitimate as a complex quantum theory.

4.1 Pure and mixed quantum chromatic states

If we specialize eq. (24) in the case $\mathcal{A} = \mathcal{H}(2, \mathbb{R})$ we get:

$$\mathcal{S}(\mathcal{H}(2, \mathbb{R})) \cong \mathcal{DM}(\mathcal{H}(2, \mathbb{R})) = \{\rho \in \overline{\mathcal{C}}(\mathcal{H}(2, \mathbb{R})), \text{Tr}(\rho) = 1\}, \quad (30)$$

but, thanks to (15), $\overline{\mathcal{C}}(\mathcal{H}(2, \mathbb{R})) = \overline{\mathcal{H}^+}(2, \mathbb{R})$, which is a closed convex cone embedded in a 3-dimensional vector space. The linear constraint $\text{Tr}(\rho) = 1$ represents a 2-dimensional hyperplane, thus, geometrically, $\mathcal{DM}(\mathcal{H}(2, \mathbb{R}))$ is expected to be 2-dimensional. If we add the condition $\text{Tr}(\rho^2) = 1$ to obtain pure states, we further reduce the dimension to 1. Coherently with these considerations, we have:

$$\mathcal{S}(\mathcal{H}(2, \mathbb{R})) \cong \mathcal{DM}(\mathcal{H}(2, \mathbb{R})) = \left\{ \rho(v_1, v_2) \equiv \frac{1}{2} \begin{pmatrix} 1 + v_1 & v_2 \\ v_2 & 1 - v_1 \end{pmatrix}, \text{ with } v_1^2 + v_2^2 \leq 1 \right\} \cong \mathbf{D}, \quad (31)$$

and

$$\mathcal{PS}(\mathcal{H}(2, \mathbb{R})) \cong \left\{ \rho(v_1, v_2) = \frac{1}{2} \begin{pmatrix} 1 + v_1 & v_2 \\ v_2 & 1 - v_1 \end{pmatrix}, \text{ with } v_1^2 + v_2^2 = 1 \right\} \cong S^1, \quad (32)$$

where \mathbf{D} is the closed unit disk in \mathbb{R}^2 centered in the origin and S^1 is its border.

The extension of these results to the spin fact $\mathbb{R} \oplus \mathbb{R}^2$ is obtained immediately by applying the isomorphism defined in (14) on the matrices $\rho(v_1, v_2)$:

$$\phi(\rho(v_1, v_2)) = \phi \left(\frac{1}{2} \begin{pmatrix} 1 + v_1 & v_2 \\ v_2 & 1 - v_1 \end{pmatrix} \right) = \frac{1}{2}(1 + (v_1, v_2)) \equiv \frac{1}{2}(1 + \mathbf{v}) =: s_{\mathbf{v}}$$

so that

$$\mathcal{S}(\mathbb{R} \oplus \mathbb{R}^2) \cong \mathcal{DM}(\mathbb{R} \oplus \mathbb{R}^2) = \left\{ s_{\mathbf{v}} = \frac{1}{2}(1 + \mathbf{v}), \|\mathbf{v}\| \leq 1 \right\} \cong \mathbf{D}, \quad (33)$$

and

$$\mathcal{PS}(\mathbb{R} \oplus \mathbb{R}^2) \cong \left\{ s_{\mathbf{v}} = \frac{1}{2}(1 + \mathbf{v}), \|\mathbf{v}\| = 1 \right\} \cong S^1. \quad (34)$$

These results show that the states of our quantum color perception theory constitute the real version of the so-called *Bloch sphere*, that, in complex quantum mechanics, harbors the states of a qubit (e.g. an electron with its two spin states), whose Hilbert space state is \mathbb{C}^2 . Following Wootters, see e.g. [55], we call this system a *rebit*, the portmanteau of ‘real qubit’.

Since we lose a dimension passing from complex to real numbers, the Bloch sphere of a rebit becomes the Bloch disk \mathbf{D} : the points in its interior parameterize mixed chromatic states, while those lying on the border S^1 , parameterize pure chromatic states.

4.2 Von Neumann entropy of quantum chromatic states: saturation and hue

Thanks to the von Neumann entropy, we can provide an explicit measure of the degree of purity of a quantum chromatic state. Let us start with the maximal von Neumann entropy, expressed by formula (29): the identity element of $\mathcal{A} = \mathcal{H}(2, \mathbb{R})$ is $I_2 = 2\rho(0, 0)$ and $\text{Tr}(I_2) = 2$, so

$$\rho_0 := \frac{1}{2}I_2 = \rho(0, 0) \in \mathcal{H}(2, \mathbb{R}),$$

i.e. the state of maximal von Neumann entropy for $\mathcal{H}(2, \mathbb{R})$ is parameterized by the origin of the unit disk \mathbf{D} .

By using the isomorphism defined in (14), we can obtain the density matrix of associated to the maximal von Neumann entropy in the case $\mathcal{A} = \mathbb{R} \oplus \mathbb{R}^2$, obtaining:

$$\phi(\rho_0) = \frac{1}{2}(1 + \mathbf{0}) \in \mathbb{R} \oplus \mathbb{R}^2. \quad (35)$$

The von Neumann entropy of a generic quantum chromatic state can be computed easily if we express the parameters $(v_1, v_2) \in \mathbf{D}$ of a density matrix to the polar form $(r \cos \vartheta, r \sin \vartheta)$, with $r \in [0, 1]$, $\vartheta \in [0, 2\pi)$, the most natural parameterization of the disk \mathbf{D} , obtaining:

$$\rho(r, \vartheta) = \frac{1}{2} \begin{pmatrix} 1 + r \cos \vartheta & r \sin \vartheta \\ r \sin \vartheta & 1 - r \cos \vartheta \end{pmatrix}. \quad (36)$$

Thanks to formula (28), by direct computation we get that the von Neumann Entropy of a quantum state described by the density matrix $\rho(r, \vartheta)$ can be written as follows:

$$S(\rho(r, \vartheta)) = S(r) = -\log \left(\frac{1-r}{2} \right)^{\frac{1-r}{2}} \left(\frac{1+r}{2} \right)^{\frac{1+r}{2}} = \log 2 - \log(1-r) - (1+r) \tanh^{-1}(r), \quad 0 \leq r < 1, \quad (37)$$

and $S(1) := \lim_{r \rightarrow 1^-} S(r) = 0$. This explicit expression is coherent with the properties of von Neumann entropy listed in section 3.2: $S(\rho(r, \vartheta))$ is a radial concave bijective function on $[0, 1]$, its maximum and minimum values are $\log(2)$ and 0, reached in correspondence of $r = 0$ and $r = 1$, respectively.

Since $r = 0$ identifies the maximal von Neumann entropy of a quantum chromatic state and $r = 1$ identifies pure quantum chromatic states, it seems reasonable to associate the von Neumann entropy to the saturation of a perceptual color: when $r = 0$ we have the minimal chromatic information available, i.e. $r = 0$ describes achromatic colors; when $r = 1$, instead, we have the maximal chromatic information, i.e. $r = 1$ describes fully saturated colors and this holds for all values of the angle $\vartheta \in [0, 2\pi)$. This implied that it also seems reasonable to associate the density matrices

$$\rho(1, \vartheta) = \frac{1}{2} \begin{pmatrix} 1 + \cos \vartheta & \sin \vartheta \\ \sin \vartheta & 1 - \cos \vartheta \end{pmatrix}, \quad \vartheta \in [0, 2\pi), \quad (38)$$

to quantum chromatic states of ‘pure hue’.

The easiest way to obtain a saturation formula from the von Neumann entropy that associates to achromatic colors the value 0 and to pure hues the value 1 is the following:

$$\sigma(r) := \frac{\log(2) - S(r)}{\log(2)} = \frac{\log(1-r) + (1+r) \tanh^{-1}(r)}{\log(2)}. \quad (39)$$

The graph of $\sigma(r)$ can be seen in Figure 3. Its convex behavior, with a small slope near $r = 0$, a linear behavior near $r = 1/2$ and a large slope near $r = 1$ seems to fit well with common perception. The definition of saturation is probably the most elusive among color attributes, thus we are very interested to conduct careful tests in collaboration with psycho-physicists in order to validate or improve this definition of saturation, recalling once more that we are modeling color perception in very restrictive conditions and not in natural scenes.

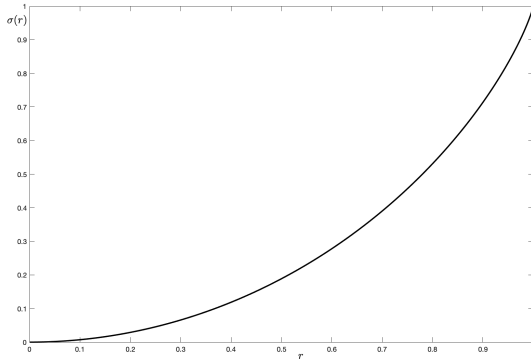


Figure 3: A proposal for the saturation of a quantum chromatic state from built from its von Neumann entropy.

4.3 Hering's chromatic opponency and its role in the encoding of visual signals

One of the most important results of [6] is a mathematical explanation of Hering opponency [26], i.e. the fact no color is simultaneously perceived as reddish and greenish, or as yellowish and bluish and, even more importantly, that the encoding of light signals performed by the human visual system, i.e. the superposition of achromatic plus chromatically opponent information performed mainly by ganglion cells, see e.g. [27], can be intrinsically described by the mathematical framework of the quantum theory of color perception. This is very important because, up to authors' knowledge, only an *a posteriori* explanation of this physiological behavior based on natural image statistics was available, see e.g. [11, 49, 41] and the references therein.

In order to obtain the results claimed above it is necessary to introduce the two Pauli-like matrices σ_1, σ_2 given by

$$\sigma_1 = \begin{pmatrix} 1 & 0 \\ 0 & -1 \end{pmatrix}, \quad \sigma_2 = \begin{pmatrix} 0 & 1 \\ 1 & 0 \end{pmatrix}, \quad (40)$$

and to notice that the set $(\sigma_0, \sigma_1, \sigma_2)$, where $\sigma_0 = I_2$, is a basis for $\mathcal{H}(2, \mathbb{R})$.

By direct computation, the generic density matrix of $\mathcal{H}(2, \mathbb{R})$ can be obtained from this basis as follows:

$$\rho(v_1, v_2) = \frac{1}{2}(I_2 + v_1\sigma_1 + v_2\sigma_2) = \rho_0 + \frac{1}{2}(v_1\sigma_1 + v_2\sigma_2), \quad \|(v_1, v_2)\| \leq 1,$$

or, in polar coordinates,

$$\rho(r, \vartheta) = \rho_0 + \frac{r \cos \vartheta}{2}\sigma_1 + \frac{r \sin \vartheta}{2}\sigma_2, \quad r \in [0, 1], \quad \vartheta \in [0, 2\pi). \quad (41)$$

Let us express σ_1 and σ_2 in terms of suitable density matrices by considering the following pure state density matrices corresponding to noticeable values of the angle ϑ :

$$\rho(1, 0) = \rho_0 + \frac{\sigma_1}{2}, \quad \rho(1, \pi) = \rho_0 - \frac{\sigma_1}{2}, \quad \rho\left(1, \frac{\pi}{2}\right) = \rho_0 + \frac{\sigma_2}{2}, \quad \rho\left(1, \frac{3\pi}{2}\right) = \rho_0 - \frac{\sigma_2}{2}, \quad (42)$$

we have:

$$\sigma_1 = \rho(1, 0) - \rho(1, \pi) \quad \text{and} \quad \sigma_2 = \rho\left(1, \frac{\pi}{2}\right) - \rho\left(1, \frac{3\pi}{2}\right), \quad (43)$$

by introducing these expressions in eq. (41) we arrive at the formula

$$\rho(r, \vartheta) = \rho_0 + \frac{r \cos \vartheta}{2} [\rho(1, 0) - \rho(1, \pi)] + \frac{r \sin \vartheta}{2} \left[\rho\left(1, \frac{\pi}{2}\right) - \rho\left(1, \frac{3\pi}{2}\right) \right], \quad (44)$$

which implies that the generic quantum chromatic state represented by a density matrix $\rho(r, \vartheta)$, with $(r \cos \vartheta, r \sin \vartheta) \in \mathbf{D}$ can be seen as the superposition of:

- the maximally von Neumann entropy state ρ_0 , which represents the achromatic state;
- the diametrical opposition of pure hues.

Following Hering, the pure hues involved in the opposition can be identified with red vs. green and yellow vs. blue.

We note also that if we sum all the density matrices listed in eq. (42) we get $4\rho_0$, so

$$\rho_0 = \frac{1}{4}\rho(1, 0) + \frac{1}{4}\rho(1, \pi) + \frac{1}{4}\rho\left(1, \frac{\pi}{2}\right) + \frac{1}{4}\rho\left(1, \frac{3\pi}{2}\right), \quad (45)$$

i.e. the achromatic state ρ_0 is the mixed state obtained by a convex combination of pure chromatic states where each one of them appears with the same probability coefficient. This fact further supports the interpretation of ρ_0 as the achromatic state.

The expected values of the Pauli-like matrices σ_1 and σ_2 on the chromatic state represented by $\rho(r, \vartheta)$ carry a very important information. To compute them, we can use the formula

$$\langle \sigma_i \rangle_{\rho(r, \vartheta)} = \text{Tr}(\rho(r, \vartheta) \circ \sigma_i), \quad i = 1, 2, \quad (46)$$

which, by direct computation, gives

$$\langle \sigma_1 \rangle_{\rho(r, \vartheta)} = r \cos \vartheta \quad \text{and} \quad \langle \sigma_2 \rangle_{\rho(r, \vartheta)} = r \sin \vartheta. \quad (47)$$

Being the cosine and the sine the projection of the unit vector in the disk \mathbf{D} on the horizontal and vertical axis, respectively, the interpretation of the previous results is immediate: *the expected value of σ_1 (resp. σ_2) is the degree of opposition between the two pure color states that lie at extreme points of the horizontal (resp. vertical) segment $[-1, 1]$.*

Figure 4 gives a graphical representation of what just stated, where the disposition of pure colors starts arbitrarily with the green following Newton's circle.

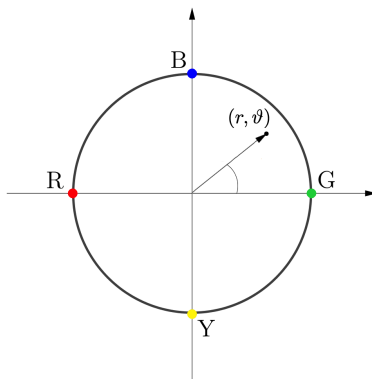


Figure 4: The unit disk \mathbf{D} in \mathbb{R}^2 , whose points represent quantum chromatic states. The points of its border S^1 represent pure quantum chromatic states.

In the model that we have described, Hering's observation about the fact that a color cannot be perceived simultaneously as greenish and reddish, or as bluish and yellowish, is an immediate consequence of the fact that the value of $\cos \vartheta$ and $\sin \vartheta$ cannot be simultaneously positive and negative.

Each pure state associated to a hue can be represented by the density matrix

$$\rho(1, \vartheta) = \frac{1}{2} \begin{pmatrix} 1 + \cos \vartheta & \sin \vartheta \\ \sin \vartheta & 1 - \cos \vartheta \end{pmatrix} = \frac{1}{2} \begin{pmatrix} 1 + \langle \sigma_1 \rangle_{\rho(1, \vartheta)} & \langle \sigma_2 \rangle_{\rho(1, \vartheta)} \\ \langle \sigma_2 \rangle_{\rho(1, \vartheta)} & 1 - \langle \sigma_1 \rangle_{\rho(1, \vartheta)} \end{pmatrix},$$

or, equivalently, to the point $(\cos \vartheta, \sin \vartheta) \in S^1$. This implies that, in this model of color perception, each hue is uniquely associated to a pair numbers belonging to $[-1, 1]$ representing the degrees of opposition red-green and blue-yellow of that particular hue.

4.4 Geometry and metrics of quantum chromatic states

In this section we will deal with the geometry and metric of the perceived color space and of quantum chromatic states following [6].

We start by noticing that every matrix belonging to $\mathcal{H}_1^+(2, \mathbb{R}) = \{X \in \mathcal{H}^+(2, \mathbb{R}), \det(X) = 1\}$ can be written as

$$X = \begin{pmatrix} \alpha + v_1 & v_2 \\ v_2 & \alpha - v_1 \end{pmatrix}, \quad (48)$$

with $\alpha > 0$, to guarantee the positive-definiteness, and $v = (v_1, v_2) \in \mathbb{R}^2$ satisfying $\alpha^2 - \|v\|^2 = 1$ to guarantee that $\det(X) = 1$. Thanks to the isomorphism (14), $\mathcal{H}_1^+(2, \mathbb{R})$ is in one-to-one correspondence with the level set of the future lightcone \mathcal{L}^+ given by

$$\mathcal{L}_1 = \{(\alpha + \mathbf{v}) \in \mathcal{L}^+, \|(\alpha + \mathbf{v})\|_{\mathcal{M}}^2 = 1\}. \quad (49)$$

As proven for instance in [13], the projection on the plane in $\mathbb{R} \oplus \mathbb{R}^2$ identified by the condition $\alpha = 0$, i.e.

$$\begin{aligned} \pi_1 : \quad \mathcal{L}_1 &\longrightarrow \{\alpha = 0\} \\ (\alpha + \mathbf{v}) &\longmapsto \left(0 + \frac{\mathbf{v}}{1+\alpha}\right) \equiv (0 + \mathbf{w}) \end{aligned} \quad (50)$$

is an isometry between \mathcal{L}_1 and the *Poincaré disk* \mathcal{D} .

The expression of the matrix X in the \mathbf{w} -parametrization, with of course $w_i = \frac{v_i}{1+\alpha}$, $i = 1, 2$, is

$$X = \begin{pmatrix} \frac{1 + 2w_1 + (w_1^2 + w_2^2)}{1 - (w_1^2 + w_2^2)} & \frac{2w_2}{1 - (w_1^2 + w_2^2)} \\ \frac{2w_2}{1 - (w_1^2 + w_2^2)} & \frac{1 - 2w_1 + (w_1^2 + w_2^2)}{1 - (w_1^2 + w_2^2)} \end{pmatrix}. \quad (51)$$

and, when written like that, every $X \in \mathcal{H}_1^+(2, \mathbb{R})$ satisfies the following equation [6]:

$$\frac{1}{2} \text{Tr} [(X^{-1} dX)^2] = 4 \frac{(dw_1)^2 + (dw_2)^2}{(1 - (w_1^2 + w_2^2))^2} = ds_{\mathcal{D}}^2, \quad (52)$$

$ds_{\mathcal{D}}^2$ being the Riemannian metric of the Poincaré disk.

Thanks to the decomposition $\mathcal{H}^+(2, \mathbb{R}) = \mathbb{R}^+ \times \mathcal{H}_1^+(2, \mathbb{R})$, we have that $\mathcal{H}^+(2, \mathbb{R})$, the positive cone of $\mathcal{H}(2, \mathbb{R})$, is foliated with leaves isometric to the Poincaré disk. We recall that the left hand side of eq. (52) is the Rao-Siegel metric encountered in section 2.2 when we have discussed the Resnikoff model, with the difference that Resnikoff applied it on the whole cone $\mathcal{H}^+(2, \mathbb{R})$ and not on the level set $\mathcal{H}_1^+(2, \mathbb{R})$. This metric has been used also in [32] and in [14] in the context of CIE (Commission Internationale de l'Éclairage) colorimetry.

This description is not the best suited for the metric purposes of the quantum theory of color perception because it does not take into account the role of density matrices. We are going to show that the correct way to deal with this issue is by considering an alternative description based on the spin factor $\mathbb{R} \oplus \mathbb{R}^2$ and its positive cone \mathcal{L}^+ .

Again in [13] we can find a classic result of hyperbolic geometry which says that the projection:

$$\begin{aligned} \tilde{\pi}_1 : \quad \mathcal{L}_1 &\longrightarrow \{\alpha = 1\} \\ (\alpha + \mathbf{v}) &\longmapsto \left(1 + \frac{\mathbf{v}}{\alpha}\right) \equiv (1 + \mathbf{x}), \end{aligned} \quad (53)$$

with $x_i = \frac{v_i}{\alpha}$, $i = 1, 2$, is an isometry between the level set \mathcal{L}_1 and the *Klein disk* \mathcal{K} , whose Riemannian metric is given by:

$$ds_{\mathcal{K}}^2 = \frac{(dx_1)^2 + (dx_2)^2}{1 - (x_1^2 + x_2^2)} + \frac{(x_1 dx_1 + x_2 dx_2)^2}{(1 - (x_1^2 + x_2^2))^2}. \quad (54)$$

Moreover, the Klein and Poincaré disks, \mathcal{K} and \mathcal{D} , are isometric via the map defined by:

$$x_i = \frac{2w_i}{1 + (w_1^2 + w_2^2)}, \quad w_i = \frac{x_i}{1 + \sqrt{1 - (x_1^2 + x_2^2)}}, \quad i = 1, 2. \quad (55)$$

It is possible to verify that \mathcal{L}^+ , the positive cone of $\mathbb{R} \oplus \mathbb{R}^2$, is foliated by the level sets $\alpha = \text{constant} > 0$ with leaves isometric to the Klein disk \mathcal{K} .

The leaf associated to $\alpha = 1/2$ is particularly important. The reason is easy to understand: we have seen in (33) that the state density matrices $\rho(v_1, v_2)$ can be identified with the elements $s_{\mathbf{v}} = \frac{1}{2}(1 + \mathbf{v}) = (\frac{1}{2} + \frac{\mathbf{v}}{2})$ with $\|\mathbf{v}\| \leq 1$ of the spin factor $\mathbb{R} \oplus \mathbb{R}^2$.

If we set

$$\mathcal{L}_{1/2} = \left\{ \left(\frac{\alpha}{2} + \frac{\mathbf{v}}{2} \right) \in \mathcal{L}^+, \left\| \left(\frac{\alpha}{2} + \frac{\mathbf{v}}{2} \right) \right\|_{\mathcal{M}}^2 = \frac{1}{4} \right\}, \quad (56)$$

then the projection:

$$\tilde{\pi}_{1/2} : \quad \begin{array}{ll} \mathcal{L}_{1/2} & \longrightarrow \{ \alpha = 1/2 \} \\ \left(\frac{\alpha}{2} + \frac{\mathbf{v}}{2} \right) & \longmapsto \left(\frac{1}{2} + \frac{\mathbf{v}}{2\alpha} \right), \end{array} \quad (57)$$

satisfies $\tilde{\pi}_{1/2} \left(\frac{\alpha}{2} + \frac{\mathbf{v}}{2} \right) = \frac{1}{2} \tilde{\pi}_1(\alpha + \mathbf{v})$, which implies that, if we define the Klein disk of radius 1/2 as

$$\mathcal{K}_{1/2} = \{ \mathbf{x}/2 \in \mathbb{R}^2, \|\mathbf{x}\|^2 < 1 \}, \quad (58)$$

then the map

$$\varphi : \quad \begin{array}{ll} \mathcal{K} & \longrightarrow \mathcal{K}_{1/2} \\ (x_1, x_2) & \longmapsto \varphi(x_1, x_2) = \frac{1}{2}(x_1, x_2), \end{array} \quad (59)$$

is an isometry between \mathcal{K} and $\mathcal{K}_{1/2}$, where the Riemannian metric on the latter is given by:

$$ds_{\mathcal{K}_{1/2}}^2 = \frac{(dx_1)^2 + (dx_2)^2}{1/4 - (x_1^2 + x_2^2)} + \frac{(x_1 dx_1 + x_2 dx_2)^2}{(1/4 - (x_1^2 + x_2^2))^2}. \quad (60)$$

We recall that the geodesics of the Klein disk are extremely simple, being straight line segments, i.e. the chords inside the disk, contrary to those of the Poincaré disk, which are the diameters and the semicircles contained in the disk and orthogonal to its boundary. Moreover, the Klein distance on $\mathcal{K}_{1/2}$ coincides with the *Hilbert distance*, defined as follows: let p and q be two interior points of the disk and let r and s be the two points of the boundary of the disk such that the segment $[r, s]$ contains the segment $[p, q]$. The Hilbert distance between p and q is defined by:

$$d_H(p, q) = \frac{1}{2} \log[r, p, q, s], \quad (61)$$

where

$$[r, p, q, s] = \frac{\|q - r\|}{\|p - r\|} \cdot \frac{\|p - s\|}{\|q - s\|}, \quad (62)$$

is the cross-ratio of the four points r, p, q and s , for the proof see e.g. [4]. Without entering in details that would take too much space, we underline the importance of the Hilbert distance by saying that, in [7], this distance is shown to be intimately related to the relativistic Einstein-Poincaré addition law of the so-called perceptual chromatic vectors, which permits to link color perception to the formalism of special relativity in a rigorous way, bypassing the heuristic analysis of Yilmaz recalled in section 2.1.

5 Discussion

We have shown how Resnikoff's idea to abandon metameric classes of spectra and study the color space solely through its algebraic properties can be further refined by exploiting the properties of formally real Jordan algebras. This leads to a real quantum theory of color vision that permits

to rigorously define colorimetric attributes and to understand chromatic opponency by means of quantum features.

The birth of quantum mechanics is related to the theoretical analysis of very simple experiments, such as the observation of interference pattern in polarized light or spin measurements by a pair of Stern–Gerlach devices. Analogously, this novel theory of color perception is developed from mathematical properties of vision gathered from experiments in extremely simple conditions. In the same way as quantum mechanics evolved into the much more complicated quantum-relativistic gauge field theory, we expect that a highly non-trivial extension of the model recalled in this paper is needed to understand color perception in more realistic conditions. For example, to deal with contextual effects as chromatic induction, one may try to replace the closed quantum system described here with open ones, as suggested in [6], or to extend the model to a field theory of color perception through bundles and connections, as suggested in [42, 43].

Another issue that we consider very intriguing is the deep comprehension of the concept of color measurement, which is intimately related to the definition of perceived color. As suggested in [6], the use of the so-called *effects* in relation with generalized quantum observables and unsharp measurements may play a significant role in this analysis. Also the extension of our theory to encompass cognitive phenomena, as described in [23], seems to be a quite natural issue to explore.

On the geometrical side, it is quite remarkable that the set of quantum chromatic states can be embedded in the closure of the future lightcone $\overline{\mathcal{L}^+}$ via the projective transformation (57), where it is identified with the Klein disk equipped with the Hilbert metric. This mathematical richness and clarity stands out even more if we compare it with the construction of the CIE xy chromaticity diagram, which is also built through a projective transformations of the XYZ CIE coordinates, namely $x = X/(X + Y + Z)$, $y = Y/(X + Y + Z)$ and $z = Z/(X + Y + Z)$. The flag-like shape of the CIE chromaticity diagram is far from having the regularity of a disk, moreover, it must be artificially closed with the purple line and, most importantly, it does not come naturally equipped with any metric. This last fact generated a lot of confusion when the well-known MacAdam ellipses [33] were discovered and, eventually, when the ‘uniform’ color spaces such as CIELab, CIELuv, etc. were build, the metric choice felt arbitrarily on the Euclidean distance. To cope with the non-Euclidean behavior of perceptual chromatic attributes, the coordinates of these spaces had to be artificially adjusted to fit the data with ad-hoc transformations and parameters.

A firm aim of our future work is to avoid this kind of heuristic procedures by using only the minimal and more natural mathematical tools to extend the theory that we have exposed. As an example, it seems natural to investigate the quantum counterpart of the MacAdam ellipses through the analysis of the uncertainty relations satisfied by suitable observables of our theory. The discovery of such features would further confirm the quantum-like behavior of color perception.

References

- [1] S. Amari. Differential-geometrical methods in statistics. Springer Science & Business Media. 28, 2012.
- [2] A. Ashtekar, A. Corichi, and M. Pierri. Geometry in color perception. *Black Holes, Gravitational Radiation and the Universe*, pages 535–550, 1999.
- [3] John C Baez. Division algebras and quantum theory. *Foundations of Physics*, 42(7):819–855, 2012.
- [4] AF Beardon. The klein, hilbert and poincaré metrics of a domain. *Journal of computational and applied mathematics*, 105(1-2):155–162, 1999.
- [5] Enrico G Beltrametti and Gianni Cassinelli. *The Logic of Quantum Mechanics: Volume 15*, volume 15. Cambridge University Press, 2010.
- [6] M. Berthier. Geometry of color perception. Part 2: perceived colors from real quantum states and Hering’s rebit. *The Journal of Mathematical Neuroscience*, 10(1):1–25, 2020.

- [7] M. Berthier, V. Garcin, N. Prencipe, and E. Provenzi. The relativity of color perception. *Submitted to Journal of Mathematical Psychology, preprint available at <https://hal.archives-ouvertes.fr/hal-02546380v2/document>.*
- [8] M. Berthier and E. Provenzi. From riemannian trichromacy to quantum color opponency via hyperbolicity. *Submitted to Journal of Mathematical Imaging and Vision, preprint available at <https://hal.archives-ouvertes.fr/hal-02479897/document>.*
- [9] M. Berthier and E. Provenzi. When geometry meets psycho-physics and quantum mechanics: Modern perspectives on the space of perceived colors. In *GSI 2019*, volume 11712 of *Lecture Notes in Computer Science*, pages 621–630. Springer Berlin-Heidelberg, 2019.
- [10] Karl Blum. *Density matrix theory and applications*, volume 64. Springer Science & Business Media, 2012.
- [11] G. Buchsbaum and A. Gottschalk. Trichromacy, opponent colours coding and optimum colour information transmission in the retina. *Proc. Royal Society of London B*, 220:89–113, 1983.
- [12] M. Calvo and J.M. Oller. A distance between multivariate normal distributions based in an embedding into the siegel group. *Journal of multivariate analysis*, 35(2):223–242, 1990.
- [13] James W Cannon, William J Floyd, Richard Kenyon, Walter R Parry, et al. Hyperbolic geometry. *Flavors of geometry*, 31:59–115, 1997.
- [14] Emmanuel Chevallier and Ivar Farup. Interpolation of the macadam ellipses. *SIAM Journal on Imaging Sciences*, 11(3):1979–2000, 2018.
- [15] P. A. M. Dirac. *The Principles of Quantum Mechanics*. Number 27 in International Series of Monographs on Physics. Oxford University Press, Oxford, 4th edition, 1982.
- [16] Eric Dubois. The structure and properties of color spaces and the representation of color images. *Synthesis Lectures on Image, Video, and Multimedia Processing*, 4(1):1–129, 2009.
- [17] M. Ebner. Color constancy. Wiley. 2007.
- [18] Gerard G Emch. *Algebraic methods in statistical mechanics and quantum field theory*. Courier Corporation, 2009.
- [19] J. Faraut and A. Koranyi. *Analysis on Symmetric Cones*. Clarendon Press, Oxford, 1994.
- [20] T. Gevers, A. Gijsenij, J. van de Weijer, and J-M. Geusebroek. *Color in Computer Vision, Fundamentals and Applications*. Wiley, 2012.
- [21] B.E. Goldstein. *Sensation and Perception, 9th Edition*. Cengage Learning, 2013.
- [22] Hermann Grassmann. Zur Theorie der Farbenmischung. *Annalen der Physik*, 165(5):69–84, 1853.
- [23] G. Gronchi and E. Provenzi. A variational model for context-driven effects in perception and cognition. *Journal of Mathematical Psychology*, 77:124–141, 2017.
- [24] Clyde L Hardin. *Color for philosophers: Unweaving the rainbow*. Hackett Publishing, 1988.
- [25] Teiko Heinosaari and Mário Ziman. *The mathematical language of quantum theory: from uncertainty to entanglement*. Cambridge University Press, 2011.
- [26] Ewald Hering. *Zur Lehre vom Lichtsinne: sechs Mittheilungen an die Kaiserl. Akademie der Wissenschaften in Wien*. C. Gerold’s Sohn, 1878.
- [27] D.H. Hubel. *Eye, Brain, and Vision*. Scientific American Library, 1995.

- [28] P. Jordan, J. Von Neumann, and E. Wigner. On an algebraic generalization of the quantum mechanical formalism. *Annals of Math.*, 35:29–64, 1934.
- [29] Pascual Jordan. Über eine klasse nichtassoziativer hyperkomplexer algebren. *Nachrichten von der Gesellschaft der Wissenschaften zu Göttingen, Mathematisch-Physikalische Klasse*, 1932:569–575, 1932.
- [30] Max Koecher. Positivitätsbereiche im \mathbb{R}^n . *American Journal of Mathematics*, pages 575–596, 1957.
- [31] Jan J Koenderink. *Color for the Sciences*. The MIT Press, 2010.
- [32] Reiner Lenz and Peter Meer. Non-euclidean structure of spectral color space. In *Polarization and Color Techniques in Industrial inspection*, volume 3826, pages 101–112. International Society for Optics and Photonics, 1999.
- [33] D.L. MacAdam. Visual sensitivities to colour differences in daylight. *Journal of the Optical Society of America A*, 32(5):247–274, 1942.
- [34] James Clerk Maxwell. Experiments on colour as perceived by the eye, with remarks on colour-blindness. *Proceedings of the Royal Society of Edinburgh*, 3:299–301, 1857.
- [35] K. McCrimmon. *A taste of Jordan Algebras*. Springer-Verlag, New York, 2004.
- [36] V. Moretti. *Spectral theory and quantum mechanics: mathematical foundations of quantum theories, symmetries and introduction to the algebraic formulation*. Springer, 2017.
- [37] I. Newton. Opticks, or, a treatise of the reflections, refractions, inflections & colours of light. Courier Corporation. 1952.
- [38] Isaac Newton. A new theory about light and colors. *American journal of physics*, 61(2):108–112, 1993.
- [39] Dénes Petz. *Quantum information theory and quantum statistics*. Springer Science & Business Media, 2007.
- [40] N. Prencipe, V. Garcin, and E. Provenzi. Origins of hyperbolicity in color perception. *Journal of Imaging*, 42(6):1–19, 2020.
- [41] E. Provenzi, J. Delon, Y. Gousseau, and B. Mazin. On the second order spatiochromatic structure of natural images. *Vision research*, 120:22–38, 2016.
- [42] Edoardo Provenzi. A differential geometry model for the perceived colors space. *International Journal of Geometric Methods in Modern Physics*, 13(08):1630008, 2016.
- [43] Edoardo Provenzi. Color space axioms and fiber bundles. *Sensors & Transducers*, 215(8):43, 2017.
- [44] Edoardo Provenzi. Geometry of color perception. Part 1: Structures and metrics of a homogeneous color space. *The Journal of Mathematical Neuroscience*, 10(1):1–19, 2020.
- [45] Edoardo Provenzi. On the issue of linearity in chromatic induction by a uniform background. *Coloration Technology*, 2020.
- [46] J.G. Ratcliffe. *Foundations of hyperbolic manifolds*, volume 149. Springer.
- [47] Miklos Rédei. Why john von neumann did not like the hilbert space formalism of quantum mechanics (and what he liked instead). *Studies in History and Philosophy of Science Part B: Studies in History and Philosophy of Modern Physics*, 27(4):493–510, 1996.

- [48] H.L. Resnikoff. Differential geometry and color perception. *Journal of Mathematical Biology*, 1:97–131, 1974.
- [49] D.L. Ruderman, T.W. Cronin, and C. Chiao. Statistics of cone responses to natural images: implications for visual coding. *J. Opt. Soc. Am. A*, 15(8):2036–2045, August 1998.
- [50] C. L. Siegel. Symplectic geometry. Elsevier. 2014.
- [51] Franco Strocchi. *An introduction to the mathematical structure of quantum mechanics: a short course for mathematicians*, volume 28. World Scientific, 2008.
- [52] E.B. Vinberg. Homogeneous cones, Dokl. Acad. Nauk. SSSR 141 (1960) 270-273. *English trans. Soviet Math. Dokl*, 2:1416–1619, 1961.
- [53] H. von Helmholtz. Treatise on physiological optics. Courier Corporation. 3, 2005.
- [54] John Von Neumann. *Mathematical foundations of quantum mechanics: New edition*. Princeton university press, 2018.
- [55] William K Wootters. The rebit three-tangle and its relation to two-qubit entanglement. *Journal of Physics A: Mathematical and Theoretical*, 47(42):424037, 2014.
- [56] G. Wyszecky and W. S. Stiles. *Color science: Concepts and methods, quantitative data and formulas*. John Wiley & Sons. John Wiley & Sons, 1982.
- [57] H. Yilmaz. On color perception. *Bulletin of Mathematical Biophysics*, 24:5–29, 1962.