



HAL
open science

Upscaling of fluid flow in spatially heterogeneous bone tumors

Adel Moreno, Michel Quintard, Anthony Mancini, Anne Gomez-Brouchet, Pascal Swider, Pauline Assemat

► **To cite this version:**

Adel Moreno, Michel Quintard, Anthony Mancini, Anne Gomez-Brouchet, Pascal Swider, et al.. Upscaling of fluid flow in spatially heterogeneous bone tumors. VPH 2020 Conference, Aug 2020, Paris, France. pp.0. hal-03113650

HAL Id: hal-03113650

<https://hal.science/hal-03113650v1>

Submitted on 18 Jan 2021

HAL is a multi-disciplinary open access archive for the deposit and dissemination of scientific research documents, whether they are published or not. The documents may come from teaching and research institutions in France or abroad, or from public or private research centers.

L'archive ouverte pluridisciplinaire **HAL**, est destinée au dépôt et à la diffusion de documents scientifiques de niveau recherche, publiés ou non, émanant des établissements d'enseignement et de recherche français ou étrangers, des laboratoires publics ou privés.








Open Archive Toulouse Archive Ouverte

OATAO is an open access repository that collects the work of Toulouse researchers and makes it freely available over the web where possible

This is a publisher's version published in: <https://oatao.univ-toulouse.fr/27149>

To cite this version:

Moreno, Adel  and Quintard, Michel  and Mancini, Anthony  and Gomez-Brouchet, Anne and Swider, Pascal  and Assemat, Pauline  *Upscaling of fluid flow in spatially heterogeneous bone tumors*. (2020) In: VPH 2020 Conference, 26 August 2020 - 28 August 2020 (Paris, France). (Unpublished).

Any correspondence concerning this service should be sent to the repository administrator: tech-oatao@listes-diff.inp-toulouse.fr

Upscaling of fluid flow in spatially heterogeneous bone tumors

Moreno Adel^{a,*}, Quintard Michel^a, Mancini Anthony^a, Gomez-Brouchet Anne^b, Swider Pascal^a, Assémat Pauline^a

^a IMFT-Université de Toulouse, CNRS-INPT-UPS, France. ^b CHU de Toulouse-IUCT Oncopole, France.

Keywords Osteosarcoma, Porous media, Homogenization, Grid-Block technique

1. Introduction

Osteosarcoma is a malignant bone tumor that preferentially arises in adolescents and young adults. Like many sarcomas with complex genomics, this type of tumors exhibits strong spatial heterogeneities in terms of micro-architecture or differentiated response to treatments due to localized effect of chemotherapy. Clinical images at a tissue scale such as histological and immunohistological sections, exhibit three phases: fluid, solid, cells populations. Therefore the tumor can be considered as a porous medium. The objective of this work was to develop a mechanical approach based on upscaling methods to study the interstitial flow within the tumor at the tissue scale. The statistical study of the micro-architecture of the media shows that the identification of characteristic lengths is complex and that a separation of spatial scales is not necessarily identified. We therefore chose a special sequential upscaling technique, named Grid-Block approach [2] to solve this problem.

2. Methods

This work is based on a database of images of osteosarcomas from patients of Centre de Ressources Biologie-CHU Toulouse. The images of osteosarcoma (figure 1a), stained with hemalun and eosine, are segmented and binarized (figure 1b ; A. Mancini, PhD thesis). Mesh (figure 1b) is obtained using Gmsh and direct numerical simulations are performed with the open source computing platform FEniCS. We decided to use a Grid-Block multi-scale approach to model the flow within this spatially heterogeneous tumor. We use a two-step upscaling technique [5] which introduces a mesoscopic scale between the microscopic (pore size $\sim 100 \mu\text{m}$) and the macroscopic scales of the entire section ($\sim \text{cm}$). The double upscaling method allows a faster calculation of the permeability tensor and a reduction in the amount of memory required [5] through a splitting of the numerical matrices involved and a simplification of the PDEs to be solved at the second upscaling level. The first step is to split our domain into $N_x \times N_y$ sub-domains and to compute an equivalent (in the sense that it is not calculated on a REV) permeability tensor on each sub-domain. The incompressible Stokes

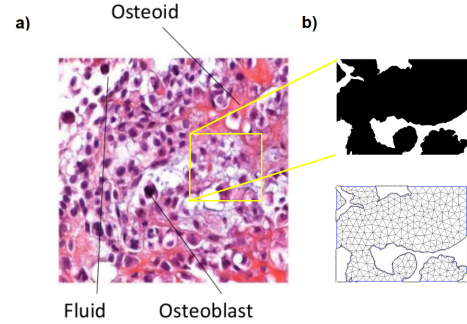


Figure 1: a) Histological section of osteosarcoma stained with H&E ; b) Binary image and a corresponding coarse unstructured mesh for the finite element methods implementation.

equation (1) considered at the microscopic scale is :

$$\begin{cases} \mu \nabla^2 \mathbf{u} - \nabla p = -\rho \mathbf{g}, & \text{at the pore scale} \\ \nabla \cdot \mathbf{u} = 0 \\ \text{BCs} \end{cases} \quad (1)$$

We obtain a Darcy's law [7] at the second scale (mesoscopic) which introduces a total permeability tensor with discontinuous coefficients in space $\mathbf{K}^*(x)$, defined on the entire initial domain.

$$\begin{cases} \mathbf{U} = -\frac{\mathbf{K}^*(x)}{\mu} \cdot (\nabla P - \rho \mathbf{g}), & \text{at the mesoscopic scale} \\ \nabla \cdot \mathbf{U} = 0, \\ \text{BCs} \end{cases} \quad (2)$$

The second step is to apply the upscaling method once again, but this time on the Darcy's equations (2) with the permeability $\mathbf{K}^*(x)$ previously calculated [2]. By doing so, we get the Darcy's equation (3) [6] with a total permeability tensor \mathbf{K}_{eq} :

$$\begin{cases} \mathbf{V} = -\frac{\mathbf{K}_{\text{eq}}}{\mu} \cdot (\nabla Q - \rho \mathbf{g}), & \text{at the macroscopic scale} \\ \nabla \cdot \mathbf{V} = 0, \\ \text{BCs} \end{cases} \quad (3)$$

Several types of boundary conditions for (1) and (2) are imposed to evaluate their role on the resulting permeability tensor: wall, symmetry, linear pressure and

*Moreno Adel. Email: adel.moreno@toulouse-inp.fr

periodicity. The "extend-local" (unlike the so-called local case described above) Grid-Block method [4] is applied to reduce the bias introduced by the boundary conditions. The borders of the calculation region are moved away from the sub-domain considered. The influence of neighboring subdomains is taken into account and this relaxes the bias of the boundary conditions selection.

3. Results and discussion

Initially, we evaluate the role of boundary conditions on the upscaling methodology from microscopic to mesoscopic scale. A simplified structure with isotropic periodic geometries was computed [3] (figure 2a). Converging results were obtained (figure 2b).

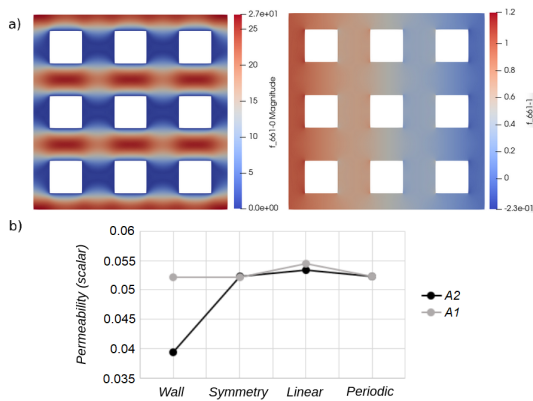


Figure 2: a) Velocity and pressure profile in the case of a periodic geometry A2 with linear pressure BCs ; b) Sensitivity of the permeability (scalar) to the boundary conditions in the case of two periodic geometries A1 and A2.

The methodology was applied on an histological section of osteosarcoma after segmentation (figure 3) in the "local" and "extend local" cases. Equivalent permeabilities are shown for the local case and wall boundary conditions on figure 3.

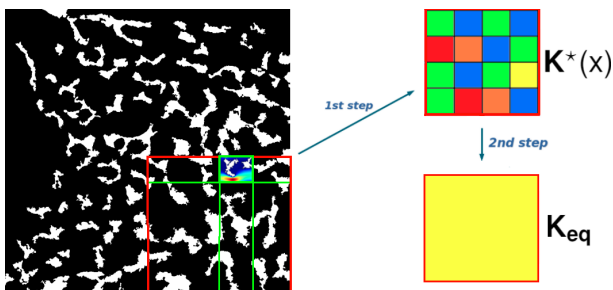


Figure 3: Double local Grid-Block with wall BCs: obtaining the discontinuous tensor in space $K^*(x)$ and the constant tensor K_{eq} on the red frame.

4. Conclusion

We have applied Grid-Block methods with double up-scaling to osteosarcoma imaging data.

The choice of the boundary conditions is a significant question although attenuated by the extend local to improve the reliability of equivalent permeability tensors. This can also be improved by using an adaptive local-global upscaling methodology [1].

Permeability maps at the meso-scale can be correlated with cellular population distribution pattern to propose mechanobiological strategies to explore and possibly improve patient-specific chemotherapy.

5. References

- [1] Yuguang Chen and Louis Durlofsky. Adaptive local-global upscaling for general flow scenarios in heterogeneous formations. *Transport in Porous Media*, 62:157–185, 02 2006.
- [2] Louis Durlofsky. Numerical calculation of equivalent gridblock permeability tensors for heterogeneous porous media. *Water Resources Research*, 27:699–708, 05 1991.
- [3] Romain Guibert, Pierre Horgue, Debenest Gerald, and Michel Quintard. A comparison of various methods for the numerical evaluation of porous media permeability tensors from pore-scale geometry. *Mathematical geosciences*, 48:329–347, 04 2016.
- [4] Lars Holden and Oddvar Lia. A tensor estimator for the homogenization of absolute permeability. *Transport in Porous Media*, 8:37–46, 01 1992.
- [5] Moussa Kfoury, Benoit Noetinger, Michel Quintard, and Rachid Ababou. Upscaling fractured heterogeneous media: Permeability and mass exchange coefficient. *Journal of Applied Mechanics*, 73, 01 2006.
- [6] Michel Quintard and Stephen Whitaker. Two-phase flow in heterogeneous porous media: The method of large-scale averaging. *Transport in Porous Media*, 3:357–413, 07 1988.
- [7] Michel Quintard and Stephen Whitaker. Transport in ordered and disordered porous media ii: Generalized volume averaging. *Transport in Porous Media*, 14:179–206, 02 1994.