



HAL
open science

Resolving acceleration to very high energies along the jet of Centaurus A

H. Abdalla, R. Adam, F. Aharonian, F. Ait Benkhali, E.O. Angüner, M.
Arakawa, C. Arcaro, C. Armand, H. Ashkar, M. Backes, et al.

► **To cite this version:**

H. Abdalla, R. Adam, F. Aharonian, F. Ait Benkhali, E.O. Angüner, et al.. Resolving acceleration to very high energies along the jet of Centaurus A. *Nature*, 2020, 582 (7812), pp.356-359. 10.1038/s41586-020-2354-1 . hal-03099102

HAL Id: hal-03099102

<https://hal.science/hal-03099102>

Submitted on 19 Oct 2021

HAL is a multi-disciplinary open access archive for the deposit and dissemination of scientific research documents, whether they are published or not. The documents may come from teaching and research institutions in France or abroad, or from public or private research centers.

L'archive ouverte pluridisciplinaire **HAL**, est destinée au dépôt et à la diffusion de documents scientifiques de niveau recherche, publiés ou non, émanant des établissements d'enseignement et de recherche français ou étrangers, des laboratoires publics ou privés.

Title: Resolving acceleration to very high energies along the Jet of Centaurus A

Author: The H.E.S.S. Collaboration

Correspondence to: contact.hess@hess-experiment.eu

The full author list with affiliations can be found at the end of this paper

Summary:

The nearby radio galaxy Centaurus A belongs to a class of Active Galaxies that are very luminous at radio wavelengths. The majority of these galaxies show collimated relativistic outflows known as jets, that extend over hundreds of thousands of parsecs for the most powerful sources. Accretion of matter onto the central super-massive black hole is believed to fuel these jets and power their emission ¹, with the radio emission being related to the synchrotron radiation of relativistic electrons in magnetic fields. The origin of the extended X-ray emission seen in the kiloparsec-scale jets from these sources is still a matter of debate, although Centaurus A's X-ray emission has been suggested to originate in electron synchrotron processes ²⁻⁴. The other possible explanation is inverse Compton scattering with CMB soft photons ⁵⁻⁷. Synchrotron radiation needs ultra-relativistic electrons (~ 50 TeV), and given their short cooling times, requires some continuous re-acceleration mechanism to be active ⁸. Inverse Compton scattering, on the other hand, does not require very energetic electrons, but requires jets that stay highly relativistic on large scales (≥ 1 Mpc) and that remain well-aligned with the line of sight. Some recent evidence disfavors inverse Compton-CMB models ⁹⁻¹², although other evidence seems to be compatible with them ^{13,14}. In principle, the detection of extended gamma-ray emission, directly probing the presence of ultra-relativistic electrons, could distinguish between these options, but instruments have hitherto been unable to resolve the relevant structures. At GeV ener-

gies there is also an unusual spectral hardening in Centaurus A ^{15,16}, whose explanation is unclear. Here we report observations of Centaurus A at TeV energies that resolve its large-scale jet. We interpret the data as evidence for the acceleration of ultra-relativistic electrons in the jet, and favour the synchrotron explanation for the X-rays.

Centaurus A is the closest known radio galaxy at a distance of 3.8 Mpc ¹⁷, offering a unique opportunity to better resolve the processes at play in the jets. Its radio morphology exhibits a one-sided, kpc-scale radio jet extending out from the nucleus at a position angle of $55^\circ \pm 7^\circ$ (measured counter-clockwise from North in the equatorial system), two inflated inner radio lobes extending to about 5 kpc north and south of the nucleus, and extended low surface-brightness structures ("giant lobes") with a size of a few hundred kpc ^{18,19}. Along much of the length of the radio jet, from within 50 pc to 4 kpc, X-ray emission at $\sim 10^3$ eV has been detected with the Chandra satellite ^{3,20}. The source is also positionally close to an ultra-high energy cosmic-ray hotspot ²¹.

Gamma-rays from the central part of Centaurus A were first detected in the MeV-GeV range by the Compton Gamma-Ray Observatory (CGRO) ²² and above hundreds of GeV by the High Energy Stereoscopic System (H.E.S.S.) ²³. The kpc-scale jet, however, was so far not resolved. Much of the observed emission has previously been associated with jet regions close to the black hole ^{24,25}. On larger scales, the giant lobes of Centaurus A have been seen in the GeV range by the *Fermi* Large Area Telescope (LAT) ²⁶, making this source the first extended object in the extragalactic GeV sky.

To probe a possible extension at very high energy (VHE, $E > 100$ GeV) gamma-ray energies, we selected a total of 202 hours of H.E.S.S. ²⁷ observations of Centaurus A between 2004 and 2016, corresponding to high-quality data suitable for extension measurements (see

Parameter	Value	Statistical Error
σ_{maj} ($^{\circ}$)	0.041	0.006
σ_{min} ($^{\circ}$)	< 0.013	-
Ellipticity ε	0.92	$+ 0.08 - 0.23$
Position Angle φ ($^{\circ}$)	43.4	$+ 7.7 - 7.2$

Table 1: **Best-fit parameters of the elliptical Gaussian model.** The width of the semi-major axis σ_{maj} has a position angle φ , measured counter-clockwise from North.

Methods I for more information about the analysis). The analysis configuration applied to the reconstructed data corresponds to a compromise between achieving a good angular resolution whilst retaining a sufficiently low energy threshold and good gamma-ray sensitivity for a faint source like Centaurus A. The detection significance is 13.1σ (compared to 12σ with 213 hours of observation time as found in ¹⁶) at energies above 240 GeV. The Point Spread Function (PSF) for the given dataset and configuration was simulated within the framework described in ²⁸. It was convolved with different source models and fitted to the data using *Sherpa* ²⁹. We compare the different best-fit models by using a test statistic (TS) value (see Methods I) as figure of merit. In addition to the assumption of point-like emission, we fit the data with a radially symmetric Gaussian as well as an elliptical Gaussian model. Compared to a point-like source, the radially symmetric Gaussian is preferred with a TS of 6.1, and the elliptical Gaussian with $\text{TS} = 19.4$. The considerable difference of the TS values implies a strong preference for the elliptical over the radially symmetric model.

The best-fit parameters of the elliptical Gaussian are given in Table 1. The position angle of the semi-major axis is compatible with that of the radio and X-ray jets ^{18,30}.

This is further illustrated in Figure 1. The Gaussian width of the semi-major axis σ_{maj} , together with the obtained ellipticity $\varepsilon = 1 - \sigma_{\text{min}}/\sigma_{\text{maj}}$ denotes the 39% containment of measured gamma-rays from Centaurus A. The position of the best-fit model using J2000 coordinates is

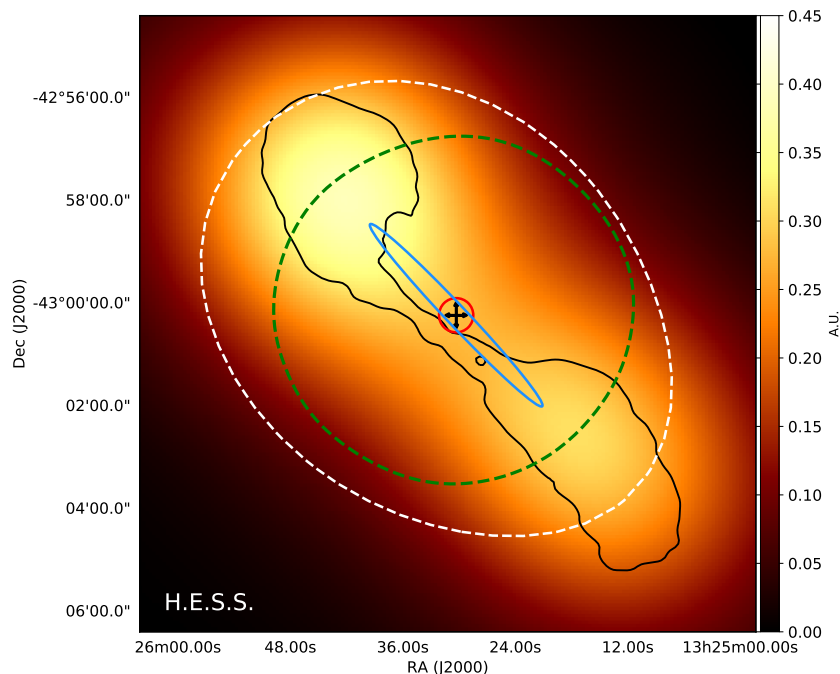


Figure 1: **Multiwavelength image of Centaurus A.** The color map represents the radio (21 cm) VLA map of Centaurus A ³¹, after convolution with the H.E.S.S. PSF and an additional oversampling with a radius of 0.05° . Contours of the unconvolved VLA map, with levels adjusted to highlight the core (corresponding to 4 Jy/beam) as well as the kpc-scale jet (0.5 Jy/beam), are drawn in black. The VHE gamma-ray morphology of Centaurus A is represented by a white dashed contour which is derived from the 5σ excess significance level of the H.E.S.S. sky map, also after oversampling with a radius of 0.05° . The result of the best fit of an elliptical Gaussian to the H.E.S.S. measurement is shown in blue by its 1σ contour which corresponds to a model containment fraction of 39%. The 1σ statistical uncertainties of the fitted position are drawn as black arrows, and the estimated pointing uncertainties with a red circle. The dashed green line denotes the 68% containment contour of the H.E.S.S. PSF.

$\alpha = 13 \text{ h } 25 \text{ m } 30.3 \text{ s} \pm (1.4 \text{ s})_{\text{stat}} \pm (1.8 \text{ s})_{\text{sys}}$, $\delta = -43^{\circ}00'15'' \pm (15'')_{\text{stat}} \pm (20'')_{\text{sys}}$ (systematic pointing errors taken from ³²). This corresponds to a slight, insignificant offset of approximately $60''$ north-east from the position of the galaxy core ³³.

The physical extension of the semi-major axis of the best-fit elliptical Gaussian exceeds 2.2 kpc , implying that a major part of the VHE emission arises on large scales, far away from the black hole. The derived alignment with the jet direction and the known spectral characteristics are in line with models where the VHE emission originates from inverse Compton (IC) upscattering of low-energy photons by very energetic electrons accelerated along the jet ^{34–36}. Figure 2 shows a reproduction of the spectral energy distribution (SED) from radio to gamma-ray energies for jet-scales close to 2.2 kpc (see Methods II for details). The IC emission on these scales is dominated by upscattering of infrared photons emitted by dust, with the scattering occurring predominantly in the Thomson regime. Note that the considered large-scale model is not intended to reproduce the high-energy emission below a few GeV, as this part of the SED is usually attributed to emission from the core.

Regardless of specific details, the observed VHE extension provides the first direct evidence for the presence of ultra-relativistic electrons with Lorentz factors $\gamma \sim (10^7 - 10^8)$ within an extragalactic large-scale jet (see Methods, Extended Data Figure 3 for details). Assuming a synchrotron origin, the inferred X-ray spectral slope translates into a photon index $\simeq 2.4$ which is close to that derived from Chandra observations (2.29 ± 0.05 and 2.44 ± 0.07 for the inner and middle region, respectively) ³⁷. The results thus substantiate the synchrotron interpretation of the X-ray emission seen in the large-scale jet of Centaurus A, which was originally motivated largely by similarities between the radio and X-ray morphologies ^{2,18}. Given that the synchrotron lifetimes of these extremely energetic electrons can be as low as a few hundred years, i.e. considerably less than the travel time down the jet which is of order of thousands of

years, the detection of extended X-ray emission on kpc scales related to synchrotron emission requires the operation of an efficient, extended or distributed (re)acceleration mechanism far away from the black hole, such as stochastic or shear particle acceleration ⁸ (see Methods II).

Interestingly, IC emission of the kpc-scale jet could make a major contribution to the unexpected spectral hardening ^{15,16} seen in the high-energy gamma-ray emission of Centaurus A (see Figure 2). With its superior resolution and sensitivity, the Cherenkov Telescope Array (CTA) will in a few years time be able to probe deeper into the VHE extension and to search for potential VHE variability that would impose constraints on the ratio of the extended gamma-ray flux to the one from the core region ³⁸.

Our findings have important implications for understanding the diversity of gamma-ray emitters and the cosmic energy input at VHE energies. Observationally, the current measurement of the VHE extension in Centaurus A became possible only due to the unique proximity of the source and the presence of a significant amount of dust within the source (see Methods for more details). From a physical point of view however, the kpc-scale jet in Centaurus A is not very exceptional, be it with respect to its jet power, length, or speed. This suggests that ultra-relativistic electrons could be ubiquitously present in the large-scale jets of radio-loud active galaxies, making these jets a highly promising class of TeV emitters. To date, most extragalactic sources detected in VHE gamma-rays are of the BL Lac type ³⁹. The gamma-ray emission in these objects is believed to originate on rather small (≤ 1 pc) scales in fast parts of the jet viewed almost face-on. This is accompanied by a strong Doppler amplification of their emission, favouring their detection in the extragalactic sky. Quantitatively however, BL Lac objects make up only a small subclass of radio-loud active galaxies ($\leq 3\%$), and their rest-frame (corrected for beaming) VHE contribution is usually relatively moderate. This in turn suggests that large-scale jets could provide a more relevant energy input into the intergalactic medium at

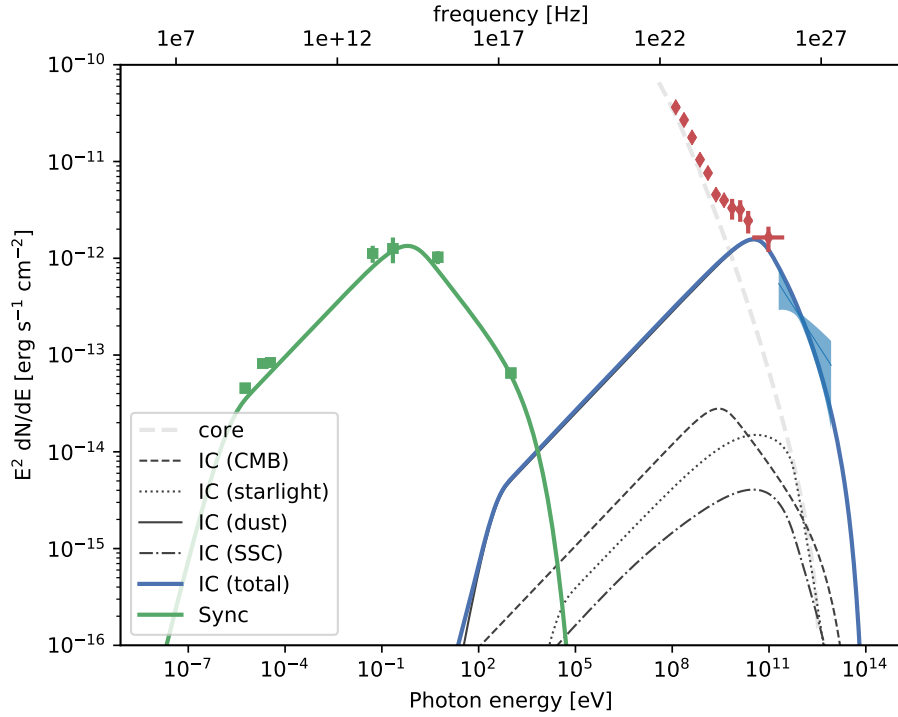


Figure 2: **Spectral energy distribution of Centaurus A.** Observed and modelled spectral energy distribution (SED) from radio to gamma-ray energies for the inner, kpc-scale jet of Centaurus A. The VHE emission is dominated by relativistic electrons with Lorentz factor $\gamma \geq 10^7$ IC upscattering dust photons to high energies (solid/blue curve). This emission from the kpc-scale jet makes a major contribution to the unexpected spectral hardening above a few GeV as seen by *Fermi*-LAT (red points)¹⁶. The lower-energy part of the gamma-ray spectrum (red points) is attributed to emission from the core (dashed line referring to a core model fit from¹⁶). The green curve designates the synchrotron emission of the inferred broken power-law electron distribution in a magnetic field of characteristic strength $B = 23 \mu\text{G}$. The blue butterfly corresponds to the H.E.S.S. spectra, while green data points mark radio, infrared and X-ray measurements and reported uncertainties from the inner region of the Centaurus A jet (see Methods II). A breakdown is provided of the full inverse Compton contribution, from the scattering of: Cosmic Microwave Background (CMB), the low-energy synchrotron jet emission, infrared emission from dust, and the starlight emission of the host galaxy. Data are from¹⁶ and³⁷, see Methods II for further details.

TeV energies, even if they are in most cases not individually detectable at those energies⁹. The results reported here demonstrate the unique power that VHE observations bring to the picture of Active Galactic Nuclei, allowing to probe multiple spectral components of local well-studied sources, which have previously evaded detection.

References

1. R. Blandford, D. Meier, A. Readhead, *Relativistic Jets from Active Galactic Nuclei*, *Annu. Rev. Astron. Astrophys.* **57**, 467-509 (2019).
2. E. D. Feigelson, *et al.*, *The X-ray structure of Centaurus A*, *Astrophys. J.* **251**, 31-51 (1981).
3. R. P. Kraft, *et al.*, *Chandra Observations of the X-Ray Jet in Centaurus A*, *Astrophys. J.* **569**, 54-71 (2002).
4. B. Snios, *et al.*, *Variability and Proper Motion of X-Ray Knots in the Jet of Centaurus A*, *Astrophys. J.* **871**, 248 (2019).
5. A. Celotti, G. Ghisellini, M. Chiaberge, *Large-scale jets in active galactic nuclei: multi-wavelength mapping* **321**, L1-L5 (2001).
6. D. E. Harris, H. Krawczynski, *X-Ray Emission from Extragalactic Jets*, *Annu. Rev. Astron. Astrophys.* **44**, 463-506 (2006).
7. A. Simionescu, *et al.*, *Serendipitous Discovery of an Extended X-Ray Jet without a Radio Counterpart in a High-redshift Quasar* **816**, L15 (2016).
8. R.-Y. Liu, F. M. Rieger, F. A. Aharonian, *Particle Acceleration in Mildly Relativistic Shearing Flows: The Interplay of Systematic and Stochastic Effects, and the Origin of the Extended High-energy Emission in AGN Jets*, *Astrophys. J.* **842**, 39 (2017).

9. M. Georganopoulos, E. Meyer, E. Perlman, *Recent Progress in Understanding the Large Scale Jets of Powerful Quasars*, *Galaxies* **4**, 65 (2016).
10. P. Breiding, *et al.*, *Fermi Non-detections of Four X-Ray Jet Sources and Implications for the IC/CMB Mechanism*, *Astrophys. J.* **849**, 95 (2017).
11. X.-N. Sun, R.-Z. Yang, F. M. Rieger, R.-Y. Liu, F. Aharonian, *Energy distribution of relativistic electrons in the kiloparsec scale jet of M 87 with Chandra*, *Astron. & Astrophys.* **612**, A106 (2018).
12. H. L. Marshall, *et al.*, *An X-Ray Imaging Survey of Quasar Jets: The Complete Survey*, *Astrophys. J.* **856**, 66 (2018).
13. M. Lucchini, F. Tavecchio, G. Ghisellini, *Revisiting the EC/CMB model for extragalactic large scale jets* **466**, 4299-4306 (2017).
14. E. T. Meyer, *et al.*, *The Origin of the X-Ray Emission in Two Well-aligned Extragalactic Jets: The Case for IC/CMB* **883**, L2 (2019).
15. N. Sahakyan, R. Yang, F. A. Aharonian, F. M. Rieger, *Evidence for a Second Component in the High-energy Core Emission from Centaurus A?* **770**, L6 (2013).
16. H.E.S.S. Collaboration, *et al.*, *The γ -ray spectrum of the core of Centaurus A as observed with H.E.S.S. and Fermi-LAT*, *Astron. & Astrophys.* **619**, A71 (2018).
17. G. L. H. Harris, M. Rejkuba, W. E. Harris, *The Distance to NGC 5128 (Centaurus A)*, *Publications of the Astronomical Society of Australia* **27**, 457-462 (2010).
18. J. O. Burns, E. D. Feigelson, E. J. Schreier, *The inner radio structure of Centaurus A - Clues to the origin of the jet X-ray emission*, *Astrophys. J.* **273**, 128-153 (1983).

19. F. P. Israel, *Centaurus A - NGC 5128*, *Astron. & Astrophys Rev.* **8**, 237-278 (1998).
20. R. P. Kraft, *et al.*, *A Chandra High-Resolution X-ray Image of Centaurus A*, *Astrophys. J.* **531**, L9-L12 (2000).
21. A. Aab, *et al.*, *An Indication of Anisotropy in Arrival Directions of Ultra-high-energy Cosmic Rays through Comparison to the Flux Pattern of Extragalactic Gamma-Ray Sources* **853**, L29 (2018).
22. R. C. Hartman, *et al.*, *The Third EGRET Catalog of High-Energy Gamma-Ray Sources*, *ApJS* **123**, 79-202 (1999).
23. F. Aharonian, *et al.*, *Discovery of Very High Energy γ -Ray Emission from Centaurus a with H.E.S.S.* **695**, L40-L44 (2009).
24. M. Chiaberge, A. Capetti, A. Celotti, *The BL Lac heart of Centaurus A* **324**, L33-L37 (2001).
25. J.-P. Lenain, C. Boisson, H. Sol, K. Katarzyński, *A synchrotron self-Compton scenario for the very high energy γ -ray emission of the radiogalaxy M 87. Unifying the TeV emission of blazars and other AGNs?*, *Astron. & Astrophys.* **478**, 111-120 (2008).
26. A. A. Abdo, *et al.*, *Fermi Gamma-Ray Imaging of a Radio Galaxy*, *Science* **328**, 725 (2010).
27. F. A. Aharonian, *et al.*, *Observations of the Crab nebula with HESS*, *Astron. & Astrophys.* **457**, 899-915 (2006).
28. M. Holler, J. Chevalier, J. P. Lenain, D. Sanchez, M. de Naurois, *Run-Wise Simulations for Imaging Atmospheric Cherenkov Telescope Arrays*, *International Cosmic Ray Conference* **35**, 755 (2017).

29. P. Freeman, S. Doe, A. Siemiginowska, *Astronomical Data Analysis*, J.-L. Starck, F. D. Murtagh, eds. (2001), vol. 4477 of *Proc. SPIE*, pp. 76–87.
30. M. J. Hardcastle, *et al.*, *Radio and X-Ray Observations of the Jet in Centaurus A*, *Astrophys. J.* **593**, 169-183 (2003).
31. J. J. Condon, G. Helou, D. B. Sanders, B. T. Soifer, *A 1.425 GHz Atlas of the IRAS Bright Galaxy Sample, Part II*, *Astrophys. J. Suppl. Ser.* **103**, 81-108 (1996).
32. S. Gillesen, Dissertation, Ruprecht-Karls-Universität Heidelberg, Heidelberg, Germany (2004).
33. C. Ma, *et al.*, *The International Celestial Reference Frame as Realized by Very Long Baseline Interferometry*, *Astron. J.* **116**, 516-546 (1998).
34. M. J. Hardcastle, J. H. Croston, *Modelling TeV γ -ray emission from the kiloparsec-scale jets of Centaurus A and M87* **415**, 133-142 (2011).
35. W. Bednarek, *GeV-TeV γ -rays produced by electrons in the kpc-scale jet as a result of Comptonization of the inner jet emission* **483**, 1003-1007 (2019).
36. K. Tanada, J. Kataoka, Y. Inoue, *Inverse Compton Scattering of Starlight in the Kiloparsec-scale Jet in Centaurus A: The Origin of Excess TeV γ -Ray Emission*, *Astrophys. J.* **878**, 139 (2019).
37. M. J. Hardcastle, R. P. Kraft, D. M. Worrall, *The infrared jet in Centaurus A: multiwavelength constraints on emission mechanisms and particle acceleration* **368**, L15-L19 (2006).
38. The CTA Consortium, *Science with the Cherenkov Telescope Array* (World Scientific, 2019).

39. F. Tavecchio, *6th International Symposium on High Energy Gamma-Ray Astronomy* (2017), vol. 1792 of *American Institute of Physics Conference Series*, p. 020007.

Acknowledgments

The support of the Namibian authorities and of the University of Namibia in facilitating the construction and operation of H.E.S.S. is gratefully acknowledged, as is the support by the German Ministry for Education and Research (BMBF), the Max Planck Society, the German Research Foundation (DFG), the Helmholtz Association, the Alexander von Humboldt Foundation, the French Ministry of Higher Education, Research and Innovation, the Centre National de la Recherche Scientifique (CNRS/IN2P3 and CNRS/INSU), the Commissariat à l'énergie atomique et aux énergies alternatives (CEA), the U.K. Science and Technology Facilities Council (STFC), the Knut and Alice Wallenberg Foundation, the National Science Centre, Poland grant no. 2016/22/M/ST9/00382, the South African Department of Science and Technology and National Research Foundation, the University of Namibia, the National Commission on Research, Science & Technology of Namibia (NCRST), the Austrian Federal Ministry of Education, Science and Research and the Austrian Science Fund (FWF), the Australian Research Council (ARC), the Japan Society for the Promotion of Science and by the University of Amsterdam. We appreciate the excellent work of the technical support staff in Berlin, Zeuthen, Heidelberg, Palaiseau, Paris, Saclay, Tübingen and in Namibia in the construction and operation of the equipment. This work benefited from services provided by the H.E.S.S. Virtual Organisation, supported by the national resource providers of the EGI Federation.

Author Contribution Statement

M.H., M.d.N., and D.S. analysed and interpreted the H.E.S.S. data and prepared the manuscript. F.R. and A.T. performed the modelling and prepared the manuscript. The entire H.E.S.S. col-

laboration contributed to the publication with involvement at various stages, from the design, construction and operation of the instrument to the development and maintenance of all software for data handling, data reduction and data analysis. All authors reviewed, discussed and commented on the present results and the manuscript.

Competing Interests

The authors declare no competing interests.

Additional Information

Correspondence and requests for materials should be addressed to contact.hess@hess-experiment.eu.

Reprints and permissions information is available at www.nature.com/reprints.

Methods

* I. Data Analysis

The results presented in the main text were derived from data taken with the Imaging Atmospheric Cherenkov Telescopes (IACTs) of the High Energy Stereoscopic System (H.E.S.S.). This array is located in the Khomas Highland in Namibia at an altitude of 1800 m above sea level, providing excellent observing conditions for sources located in the southern hemisphere. It consists of four identical IACTs (CT1-4) each with an effective mirror area of 107 m^2 , in a square formation of side length 120 m, and a fifth, 614 m^2 IACT (CT5) which was added to the centre of the array in 2012. From the location of H.E.S.S., Centaurus A is observable at zenith angles of at least 20° . Observations are conducted in individual runs of up to 28 minutes duration.

In addition to the standard data quality selection ⁴¹, additional cuts were applied to ensure best quality and reliability of the simulated point spread function (PSF). Only runs with a *Transparency Coefficient* (TC, see ⁴²) in the range $0.8 < \text{TC} < 1.1$ are used to guarantee good atmospheric conditions. To minimise the influence of inaccuracies of the pointing model, the maximum observation zenith angle was restricted to $\theta < 45^\circ$. For the same reason, a comparison of the photomultiplier (PMT) currents with the expectation from bright stars in the respective field of view was used to sort out runs with deteriorated pointing accuracy. The final data set consists of 485 runs or 202 h of observations with an average zenith angle of $\theta_{\text{avg}} = 23^\circ$, taken between April 2004 and February 2016, the majority before August 2010. CT5 is not used in the present analysis.

The reconstruction and analysis was carried out with the *Model* analysis technique ⁴³. In addition to the standard analysis configuration settings, only events with an estimated direction

reconstruction uncertainty of less than 0.035° were considered, leading to an improved instrument PSF. With this configuration, Centaurus A is detected at a significance level of 13.1σ and a signal to background ratio of 0.49, comparatively high for this source ⁴⁰. The source flux is found to be constant within the measurement accuracy, showing no hint for variability.

Sky images of the measured gamma-like events (ON map) as well as the background (OFF map), the latter estimated using the ring background technique ⁴⁴, were generated in FITS format for the *Sherpa* ⁴⁵ morphology fit, using a finer binning of $0.005^\circ \times 0.005^\circ$. To obtain the PSF for the respective data set, run-wise simulations ⁴⁶ of a point-like gamma-ray source from the direction of the core of Centaurus A were conducted. The simulated data set was analysed with the same settings as the actual data. The assumed spectral index of Centaurus A is $\Gamma = 2.65$, and the total number of accepted simulated gamma-rays amounts to almost 800 000 compared to roughly 500 excess events in the data. Despite the fact that Centaurus A is generally observed towards the south with H.E.S.S. (implying a larger influence of the Earth magnetic field), the 68% and 80% PSF containment radii of this analysis are only 0.057° and 0.072° , respectively. The corresponding sky map of reconstructed event directions, using the same binning of $0.005^\circ \times 0.005^\circ$, is used as PSF model in the morphological analysis. Since the effects that can cause a distortion of the PSF (such as, e.g., the Earth magnetic field or the array layout) are taken into account in the simulation framework, the map provides a reliable template which may be used to not only search for extension in general, but also for testing models without radial symmetry.

The *Sherpa* fit was carried out using all bins within a radius of 0.5° around the position of the core of Centaurus A. For validation purposes, all fits were also done using a radius of 0.25° and yielded consistent results. Three nested models of increasing complexity were tested: The point-like hypothesis, a symmetric two-dimensional Gaussian, as well as an elliptical Gaussian

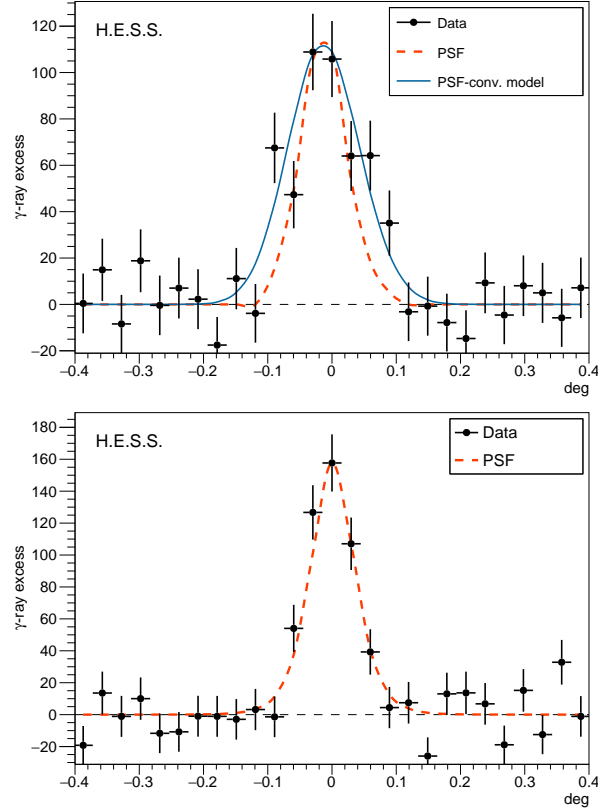
model. More advanced or superimposed models were deliberately disregarded because of the limited statistics level. Each model was convolved with the PSF, added to the OFF map, and compared to the ON map. To account for potential background uncertainties, a constant offset was additionally allowed during the fit. The log-likelihood \mathcal{L} was evaluated with the *Cash* statistic⁴⁷, suitable for Poissonian event distributions, and minimized using the *moncar* method⁴⁸, which is the best option to find optimum fit parameters in our case. Two models a and b are statistically compared via the test statistic value $TS = \mathcal{L}_a - \mathcal{L}_b$. Statistical errors of a given model parameter were calculated by scanning around its minimum value, leaving all other parameters free, and searching for the value where $TS = 1$. With an average background level of only around 0.7 counts per bin, the overall bin-wise event statistics level is rather low, meaning that the $TS = 1$ criterion corresponds to a conservative estimate of the 1σ confidence level. The $TS = 1$ lower limit of this result converts to a physical extension of more than 2.2 kpc, providing a conservative estimate of the VHE extension of the jet.

As outlined in the main text, Centaurus A looks significantly extended to H.E.S.S., where an elliptical Gaussian model as illustrated in Figure 1 is preferred by $TS = 13.3$ over a radially symmetric Gaussian, and by $TS = 19.4$ over a point-like assumption. These values notably relate to the chance coincidence of measuring an elliptical Gaussian along any direction, not taking into the account the alignment of our best-fit model with the one of the radio and X-ray jet. To check how the deviation from radial symmetry of the PSF affects the measured position angle $\varphi = (43.4 + 7.7_{\text{stat}} - 7.2_{\text{stat}})^\circ$ of the best-fit elliptical Gaussian, the fit was again performed with transposed coordinate axes of the PSF map. The resulting position angle is $\varphi^* = 47.9^\circ$, corresponding to a measurable difference but still consistent with the multi-wavelength kpc jet. The difference $\varphi^* - \varphi = 4.5^\circ$ is considered as a conservative estimate for the systematic error on φ . Because of the moderate change of the resulting position angle, we conclude that although

the usage of the two-dimensional PSF in sky coordinates was necessary to safely present the current result, the measurement can also be conducted with a radially symmetric PSF model in this particular case. As an additional systematic check, we generated the PSF map for spectral indices both $\Delta\Gamma = 0.1$ softer and harder than the reference value of $\Gamma = 2.65$ and evaluated the influence on the extension significance and the semi-major axis width σ . The log-likelihood comparison of elliptical and point-like model is modified by $\Delta\text{TS} = \pm 1.2$ because of this uncertainty. Other systematic checks include a test of the fit routine with representative toy Monte Carlo maps and the variation of the fit range. The fit results proved to be stable with respect to these tests, indicating that the systematic uncertainties are small compared to the statistical ones.

Projections of the γ -ray excess measured with H.E.S.S. along and perpendicular to the best-fit position angle of the elliptical Gaussian model are shown in Extended Data Figure 1, supporting the result of the two-dimensional morphology fit. While the data are perfectly described by the PSF along the semi-minor axis (*right* panel), the profile appears considerably extended along the semi-major axis with respect to the PSF (*left* panel). The emission is well described by a Gaussian with the width of the semi-major axis obtained from the *Sherpa* fit, convolved with the PSF. Additionally, the extension along this direction was determined with a χ^2 fit of the Gauss-convolved PSF to the data, yielding $\sigma_{\text{maj}} = (0.042 \pm 0.007_{\text{stat}})^\circ$.

All results were cross-checked with an independent calibration and analysis chain ⁴⁹, using the standard simulation scheme and thus a radially symmetric PSF description. Centaurus A is in this case detected with a slightly lower significance of 12.1σ as well as a signal to background ratio of 0.32. The 68% and 80% containment radii of the PSF are 0.065° and 0.085° , respectively. The best-fit parameters are consistent with those of the main analysis, but the extension significance is lowered, where the elliptical Gaussian model is preferred by $\text{TS} = 7.7$



Extended Data Figure 1: **One-dimensional projections of VHE events.** Projections of the VHE gamma-ray emission from Centaurus A along the alignment of the semi-major axis obtained from the two-dimensional elliptical morphology fit (*left*, negative values corresponding to $\varphi = 43.4^\circ$ and positive ones to $\varphi + 180^\circ$) and perpendicular to it (*right*, $\varphi + 90^\circ$ for negative and $\varphi + 270^\circ$ for positive distances). The dashed red line shows the projection of the PSF on both sides. The blue line on the *left* panel corresponds to the PSF-convolved best-fit Gaussian. The error bars on the ordinate denote statistical uncertainties, whereas the ones along the abscissa just illustrate the bin size.

over the point-like one. This is however expected because of the higher signal to background ratio as well as the better PSF of the main analysis.

* II. Theoretical Modelling

In the following we summarize the jet properties and the external radiation fields relevant for the SED modelling, and evaluate the constraints concerning acceleration and energy losses. We then provide a reconstruction of the multi-wavelength SED along with a discussion of the fit parameters.

The large-scale Jet in Centaurus A: Radio observations of Centaurus A show a complex and extended morphology including a parsec-scale jet and counter-jet system, a one-sided kiloparsec-scale jet, and giant outer lobes whose length extends up to hundreds of kiloparsecs^{50,51}. Chandra X-ray observations reveal a one-sided, large-scale (up to ~ 4.5 kpc in projection) jet composed both of several bright knots as well as continuous diffuse emission⁵²⁻⁵⁴. In order to power the emission from the giant outer lobes of Centaurus A, a mean kinetic jet power of the order of $L_j \sim 10^{43} - 10^{44}$ erg/sec has been inferred^{55,56}. Constraints on the proper motion of jet substructures on scales of hundreds of parsecs suggests trans-relativistic jet speeds of $\sim 0.5 c$ ^{57,58}. Detailed analysis of the (extended) X-ray jet emission provides support for a stratified (fast outflow and boundary shear layer) jet model, with indications for the operation of a distributed acceleration mechanism in the kiloparsec-scale jet^{54,59}. In general, the origin of the non-thermal X-ray emission from large-scale AGN jets could be related to inverse Compton up-scattering of low energy photons (e.g., CMB, starlight, dust) or synchrotron emission processes, see ref.⁶⁰ for review.

For Centaurus A it has previously been suggested that the (knot-related) X-ray emission

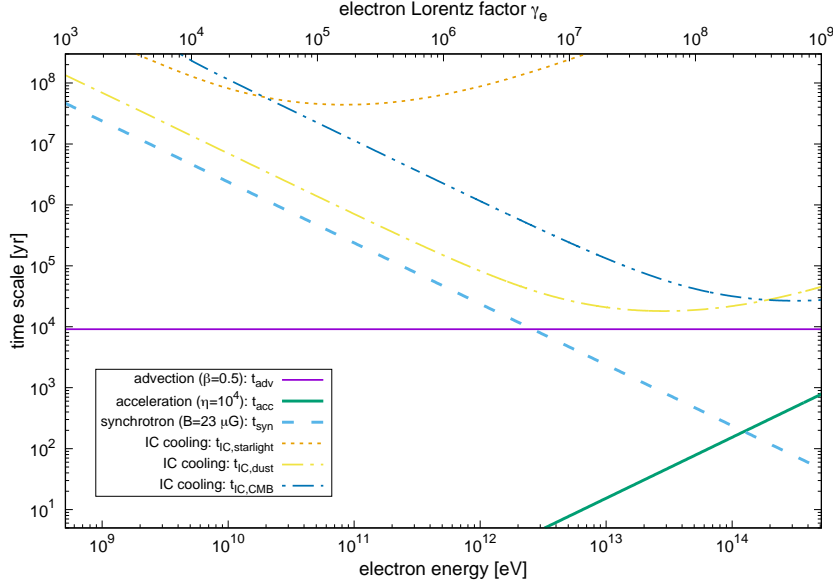
of its large-scale jet detected by the Einstein observatory likely originates from synchrotron emission, mainly based on the apparent spatial coincidence of the radio with the X-ray jet, and a simple comparison of the required energy in particles for an inverse-Compton origin of the (knot-related) emission with minimum energy estimates for the inner lobes^{50,61}. The latter is not without assumptions, and the former similarities have been weakened by high-resolution Chandra observations, though the synchrotron interpretation is still generally favoured, e.g. refs.^{53,58}. Given a characteristic jet magnetic field strength of some tens of micro Gauss⁵⁰, a synchrotron X-ray origin would however require the presence and maintenance of ultra-relativistic electrons with Lorentz factors up to $\gamma \sim 10^8$ ^{53,59}. As shown below, the VHE observations reported here indeed provide a clear and direct confirmation of this interpretation.

External Radiation Fields in Centaurus A: Optical images reveal a prominent dark band crossing the center of Centaurus A (NGC 5128). This dark band is related to an extended thin disk (ETD) of gas and dust that extends over several kpc and presumably originates from a merger event with a medium-size late-type spiral galaxy some few hundred million years ago⁶². On smaller scales the central supermassive black hole in Centaurus A is obscured by a compact circumnuclear disk (CND) of size $\sim 400 \text{ pc} \times 200 \text{ pc}$ that is somewhat warmer than the ETD⁶³. Using LABOCA measurements and archival ISO-LWS data, Weiß et al.⁶⁴ find that the SED extracted from a $80''$ aperture (1.4 kpc) around the center of Centaurus A can be well described by a two-component dust model with temperatures of $T_1 = 14 \text{ K}$ and $T_2 = 30 \text{ K}$, and peak flux levels of about 80 Jy and 200 Jy, respectively. This amounts to a dust luminosity of the order of $L_d \sim 10^{44} \text{ erg/sec}$. Following their findings, we approximate the dust emission in our model by two modified black body distributions with $F_\nu \propto B_\nu(T_{1,2}) \nu^\beta$, where F_ν and $B_\nu(T_{1,2})$ are the flux density and the Planck function for the relevant temperature $T_{1,2}$, respectively. The dust

emissivity index β is taken to be 2⁶⁴. For the starlight contribution Abdo et al⁶⁵ infer a V-band luminosity for the host galaxy of Centaurus A of $L_V = 7.8 \times 10^{43}$ erg/s that is similar to other estimates^{51,66}. The surface brightness distribution of Centaurus A is known to closely follow an $r^{1/4}$ de Vaucouleurs' profile characteristic of elliptical galaxies, with effective radius $r_e = 330''$ corresponding to $\simeq 6$ kpc⁶⁷. Feigelson et al.⁶¹ deduce an energy density in starlight photons around the X-ray jet (at the location of knot B, i.e. at ~ 1 kpc) of the order 2×10^{-12} erg/cm³, equivalent to a local luminosity in starlight of $L_s \sim 7 \times 10^{42}$ erg/sec. This is comparable to an estimate based on the brightness profile and used as reference value for the modelling. We note that absorption of nuclear VHE emission on the starlight has also been proposed to lead to an isotropic kpc-scale pair halo⁶⁸.

Particle Energy Loss Timescales in the kpc-scale Jet: Energetic electrons and positrons in the large-scale jet of Centaurus A will experience synchrotron as well as IC losses on the CMB, starlight and dust emission. In the following we refer to electrons only as the radiation from positrons is indistinguishable from the one from electrons, and the positron fraction in the jet is not known. Extended Data Figure 2 provides an illustration of the relevant timescales at a location of 1.4 kpc, assuming a reference magnetic field of $B = 23 \mu\text{G}$, a simplified dust black body field of 30 K ($L_{BB} \sim 5 \times 10^{43}$ erg/sec) and advection with $\beta = v_j/c = 0.5$ ^{57,58}. IC losses are calculated in the isotropic, mono-energetic approximation following Aharonian & Atoyan⁶⁹. Acceleration is described in terms of a fiducial acceleration efficiency η (in units of the Larmor time). According to Extended Data Figure 2, advection and synchrotron cooling provide the most relevant constraints. Synchrotron losses will become dominant above $\gamma \sim 10^6$, suggesting that the electron distribution may change its shape at around this scale. For the considered parameters, electron acceleration up to $\gamma_{\text{max}} \sim 2.5 \times 10^8 (10^4/\eta)^{1/2} (23 \mu\text{G}/B)^{1/2}$ is possible,

leading to a synchrotron contribution that reaches into the hard X-rays.



Extended Data Figure 2: **Relevant time scales in the jet.** Characteristic electron cooling timescales in the kpc-scale jet of Centaurus A. Achievable particle energies are essentially limited by synchrotron losses.

Given the short synchrotron lifetimes of X-ray emitting electrons (≤ 300 yr), the detection of extended X-ray emission on kpc scales related to synchrotron emission requires the operation of a distributed acceleration mechanism such as stochastic or shear particle acceleration⁷⁰. We note that the SED modelling results obtained below imply an electron acceleration efficiency $\eta \sim 10^4$. If proton acceleration was characterised by a similar efficiency, up to PeV (10^{15} eV) energies would be achievable.

SED Modelling: Emission from the kpc-scale jet of Centaurus A has been investigated from the radio via the infrared to the X-ray regime^{50,52,57,61,71}. In order to study the influence of dust we focus on the inner region of the large-scale jet, i.e. on scales of $\sim (1 - 2)$ kpc for which the dust

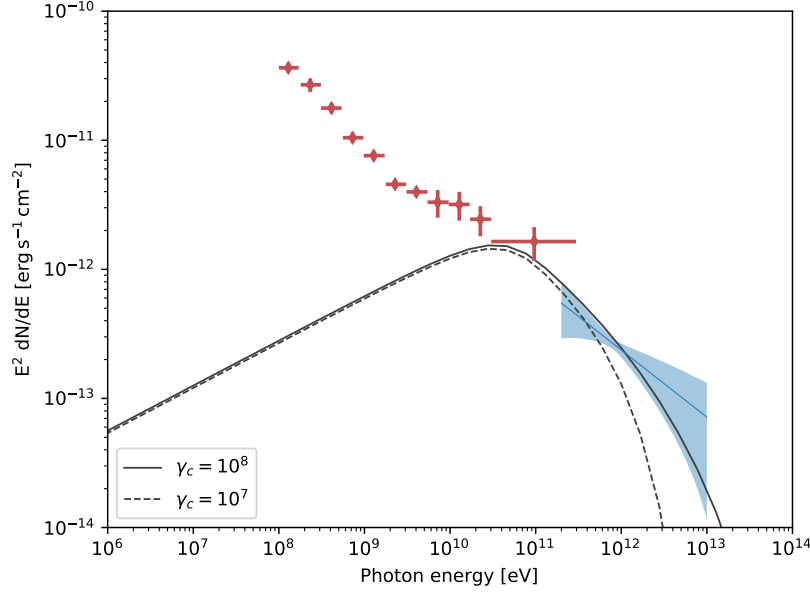
emission profile is well known⁶⁴. This demands a compromise as to the other multi-wavelength SED points. Hardcastle et al.⁷¹ have reported radio VLA (1.4, 4.9 and 8.4 GHz), infrared Spitzer (24 and 5.4 μm), ultraviolet GALEX (231 nm) and Chandra X-ray (1 keV) flux measurements for three different regions outside the dust lane (to derive IR and UV data points) excluding compact point sources (knots). We use their values for the inner region (corresponding to 2.4 – 3.6 kpc in projection) to approximate the corresponding flux levels (green points in Fig. 2), noting that these values should be rather understood as upper limits. The high-energy (*Fermi*-LAT, red points) and very high energy data (H.E.S.S., blue butterfly showing the 1σ -confidence band) shown in Fig. 2 are from ref.⁴⁰. These gamma-ray flux points encompass the core region ($\sim 0.1^\circ$) and may include a non-negligible contribution from the nucleus⁴⁰. This particularly holds for the sub-GeV flux points where unification models predict a significant nuclear (sub-parsec scale) jet contribution⁷². Towards higher energies, their use as suitable reference points is justified by the absence of detected variability which would be associated with nuclear emission. We consider an IC origin of the VHE emission, with the seed photons being provided by the jet emission itself (i.e., its low-energy synchrotron part, SSC) and the relevant external photon fields (viz. dust, CMB, starlight). While IC up-scattering in some of the bright knots may occur, their contribution is considered to be sub-dominant when compared with the diffuse jet emission. SED modelling is done using the NAIMA package^{73–75} assuming an exponential-cutoff broken power-law electron distribution $n(\gamma) \propto \gamma^{-\alpha_{1,2}}$ with power-law indices α_1 and α_2 below and above the break γ_b , respectively, and a super-exponential cutoff $\exp(-[\gamma/\gamma_c]^2)$ at γ_c . A representative model curve is given in Figure 2. The employed set of parameters is $\alpha_1 = 2.30$, $\alpha_2 = 3.85$, $\gamma_{\min} = 100$, $\gamma_b = 1.4 \times 10^6$, $\gamma_c = 10^8$, $B = 23 \mu\text{G}$, and the total energy in electrons is $W_e = 4 \times 10^{53}$ erg, see also Extended Data Table 1. The results provide evidence that acceleration of electrons (and/or positrons) to ultra-relativistic energies far away from the black hole is sufficient to account for the observed VHE emission.

Parameter	Notation	Value
Minimum Lorentz factor	γ_{\min}	10^2
Break Lorentz factor	γ_b	1.4×10^6
Cut-off Lorentz factor	γ_c	10^8
Power law index 1	α_1	2.30
Power law index 2	α_2	3.85
Magnetic field strength	B	$23 \mu\text{G}$
Total energy in electrons	W_e	$4 \times 10^{53} \text{ erg}$

Extended Data Table 1: **Modelling parameters:** Parameters used for modelling the SED of Centaurus A.

Given its large inclination and modest flow speeds $\beta = v_j/c \sim 0.5$ ^{57,58}, a Doppler factor of one has been assumed for the jet. The VHE emission in Figure 2 is dominated by IC upscattering of dust photons, suggesting that strong dust emission may be a prerequisite for a large-scale FR I jet to become bright at VHE energies⁷⁶. IC scattering off a much stronger (infrared and optical) starlight photon field would not allow the reproduction of the overall spectral shape at VHE energies due to the reduction in efficiency for scattering occurring in the Klein-Nishina regime. Interestingly, our results suggest that gamma-ray emission from the large-scale jet could be the reason for the spectral hardening that is seen above $\sim 3 \text{ GeV}$ ⁴⁰. Comparison of our model curve parameters for a homogeneous zone indicates a magnetic field value that is slightly sub-equipartition; quoted equipartition estimates in the literature are in the range $\sim (30 - 60) \mu\text{G}$ ^{50,53,61}.

Extended Data Figure 3 shows a zoom-in version of the SED with a comparison of the resultant IC VHE contribution of an electron distribution with an earlier cut-off, illustrating that electrons above $\gamma \geq 10^7$ are needed to explain the VHE emission (see Extended Data Figure 3).



Extended Data Figure 3: **Gamma-ray SED of Centaurus A.** Comparison of the resultant gamma-ray SEDs for Centaurus A including an earlier energy cut-off $\gamma_c m_e c^2$ for the electron distribution at $\gamma_c \simeq 10^7$ (dashed line), everything else being kept the same as for Figure 2. An extension of the electron distribution to $\gamma \sim 10^8$ is needed to fully account for the observed VHE spectrum. Red points refer to *Fermi*-LAT observations, usually attributed to emission from the core which is not modelled here. The blue-shaded butterfly represents VHE observations by H.E.S.S. ⁴⁰.

Methods References

40. H.E.S.S. Collaboration, *et al.*, *The γ -ray spectrum of the core of Centaurus A as observed with H.E.S.S. and Fermi-LAT*, *Astron. & Astrophys.* **619**, A71 (2018).
41. F. A. Aharonian, *et al.*, *Observations of the Crab nebula with HESS*, *Astron. & Astrophys.* **457**, 899-915 (2006).
42. J. Hahn, *et al.*, *Impact of aerosols and adverse atmospheric conditions on the data quality for spectral analysis of the H.E.S.S. telescopes*, *Astroparticle Physics* **54**, 25-32 (2014).

43. M. de Naurois, L. Rolland, *A high performance likelihood reconstruction of γ -rays for imaging atmospheric Cherenkov telescopes*, *Astroparticle Physics* **32**, 231 - 252 (2009).
44. D. Berge, S. Funk, J. Hinton, *Background modelling in very-high-energy γ -ray astronomy*, *Astron. & Astrophys.* **466**, 1219-1229 (2007).
45. P. Freeman, S. Doe, A. Siemiginowska, *Astronomical Data Analysis*, J.-L. Starck, F. D. Murtagh, eds. (2001), vol. 4477 of *Proc. SPIE*, pp. 76–87.
46. M. Holler, J. Chevalier, J. P. Lenain, D. Sanchez, M. de Naurois, *Run-Wise Simulations for Imaging Atmospheric Cherenkov Telescope Arrays*, *International Cosmic Ray Conference* **35**, 755 (2017).
47. W. Cash, *Parameter estimation in astronomy through application of the likelihood ratio.*, *Astrophys. J.* **228**, 939-947 (1979).
48. R. Storn, K. Price, *Differential Evolution: A Simple and Efficient Adaptive Scheme for Global Optimization over Continuous Spaces.*, *J. Global Optimization* **11**, 341-359 (1997).
49. R. D. Parsons, J. A. Hinton, *A Monte Carlo template based analysis for air-Cherenkov arrays*, *Astroparticle Physics* **56**, 26-34 (2014).
50. J. O. Burns, E. D. Feigelson, E. J. Schreier, *The inner radio structure of Centaurus A - Clues to the origin of the jet X-ray emission*, *Astrophys. J.* **273**, 128-153 (1983).
51. F. P. Israel, *Centaurus A - NGC 5128*, *Astron. & Astrophys Rev.* **8**, 237-278 (1998).
52. R. P. Kraft, *et al.*, *A Chandra High-Resolution X-ray Image of Centaurus A*, *Astrophys. J.* **531**, L9-L12 (2000).

53. R. P. Kraft, *et al.*, *Chandra Observations of the X-Ray Jet in Centaurus A*, *Astrophys. J.* **569**, 54-71 (2002).
54. M. J. Hardcastle, *et al.*, *New Results on Particle Acceleration in the Centaurus A Jet and Counterjet from a Deep Chandra Observation* **670**, L81-L84 (2007).
55. R. Z. Yang, N. Sahakyan, E. de Ona Wilhelmi, F. Aharonian, F. Rieger, *Deep observation of the giant radio lobes of Centaurus A with the Fermi Large Area Telescope*, *Astron. & Astrophys.* **542**, A19 (2012).
56. X.-n. Sun, R.-z. Yang, B. Mckinley, F. Aharonian, *Giant lobes of Centaurus A as seen in radio and γ -ray images obtained with the Fermi-LAT and Planck satellites*, *Astron. & Astrophys.* **595**, A29 (2016).
57. M. J. Hardcastle, *et al.*, *Radio and X-Ray Observations of the Jet in Centaurus A*, *Astrophys. J.* **593**, 169-183 (2003).
58. B. Snios, *et al.*, *Variability and Proper Motion of X-Ray Knots in the Jet of Centaurus A*, *Astrophys. J.* **871**, 248 (2019).
59. J. Kataoka, *et al.*, *The X-Ray Jet in Centaurus A: Clues to the Jet Structure and Particle Acceleration*, *Astrophys. J.* **641**, 158-168 (2006).
60. D. E. Harris, H. Krawczynski, *X-Ray Emission from Extragalactic Jets*, *Annu. Rev. Astron. Astrophys.* **44**, 463-506 (2006).
61. E. D. Feigelson, *et al.*, *The X-ray structure of Centaurus A*, *Astrophys. J.* **251**, 31-51 (1981).
62. C. Struve, T. A. Oosterloo, R. Morganti, L. Saripalli, *Centaurus A: morphology and kinematics of the atomic hydrogen*, *Astron. & Astrophys.* **515**, A67 (2010).

63. F. P. Israel, R. Güsten, R. Meijerink, M. A. Requena-Torres, J. Stutzki, *The outflow of gas from the Centaurus A circumnuclear disk. Atomic spectral line maps from Herschel/PACS and APEX*, *Astron. & Astrophys.* **599**, A53 (2017).
64. A. Weiß, *et al.*, *LABOCA observations of nearby, active galaxies*, *Astron. & Astrophys.* **490**, 77-86 (2008).
65. A. A. Abdo, *et al.*, *Fermi Gamma-Ray Imaging of a Radio Galaxy*, *Science* **328**, 725 (2010).
66. S. Wykes, *et al.*, *Mass entrainment and turbulence-driven acceleration of ultra-high energy cosmic rays in Centaurus A*, *Astron. & Astrophys.* **558**, A19 (2013).
67. S. van den Bergh, *The post-eruptive galaxy NGC 5128 = Centaurus A*, *Astrophys. J.* **208**, 673-682 (1976).
68. Ł. Stawarz, F. Aharonian, S. Wagner, M. Ostrowski, *Absorption of nuclear γ -rays on the starlight radiation in FR I sources: the case of Centaurus A* **371**, 1705-1716 (2006).
69. F. A. Aharonian, A. M. Atoyan, *Compton scattering of relativistic electrons in compact X-ray sources*, *Astrophysics and Space Science* **79**, 321-336 (1981).
70. R.-Y. Liu, F. M. Rieger, F. A. Aharonian, *Particle Acceleration in Mildly Relativistic Shearing Flows: The Interplay of Systematic and Stochastic Effects, and the Origin of the Extended High-energy Emission in AGN Jets*, *Astrophys. J.* **842**, 39 (2017).
71. M. J. Hardcastle, R. P. Kraft, D. M. Worrall, *The infrared jet in Centaurus A: multiwavelength constraints on emission mechanisms and particle acceleration* **368**, L15-L19 (2006).
72. M. Chiaberge, A. Capetti, A. Celotti, *The BL Lac heart of Centaurus A* **324**, L33-L37 (2001).

73. V. Zabalza, *naima: a Python package for inference of relativistic particle energy distributions from observed nonthermal spectra*, *Proc. of International Cosmic Ray Conference 2015* p. 922 (2015).
74. F. A. Aharonian, S. R. Kelner, A. Y. Prosekin, *Angular, spectral, and time distributions of highest energy protons and associated secondary gamma rays and neutrinos propagating through extragalactic magnetic and radiation fields*, *Physical Review D* **82**, 043002 (2010).
75. D. Khangulyan, F. A. Aharonian, S. R. Kelner, *Simple Analytical Approximations for Treatment of Inverse Compton Scattering of Relativistic Electrons in the Blackbody Radiation Field*, *Astrophys. J.* **783**, 100 (2014).
76. M. J. Hardcastle, J. H. Croston, *Modelling TeV γ -ray emission from the kiloparsec-scale jets of Centaurus A and M87* **415**, 133-142 (2011).

Data Availability Statement

The raw H.E.S.S. data and the code used in this study are not public, but belong to the H.E.S.S. collaboration. All derived higher-level data that are shown in the plots will be made available on the H.E.S.S. collaboration's website upon publication of this study.

Full list of authors

H. Abdalla¹, R. Adam²⁷, F. Aharonian^{3,4,5}, F. Ait Benkhali³, E.O. Angüner¹⁹, M. Arakawa³⁸, C. Arcaro¹, C. Armand²², H. Ashkar¹⁷, M. Backes^{8,1}, V. Barbosa Martins³⁴, M. Barnard¹, Y. Becherini¹⁰, D. Berge³⁴, K. Bernlöhr³, R. Blackwell¹³, M. Böttcher¹, C. Boisson¹⁴, J. Bolmont¹⁵, S. Bonnefoy³⁴, J. Bregeon¹⁶, M. Breuhaus³, F. Brun¹⁷, P. Brun¹⁷, M. Bryan⁹, M. Büchele³³, T. Bulik¹⁸, T. Bylund¹⁰, M. Capasso²⁶, S. Caroff¹⁵, A. Carosi²², S. Casanova^{20,3}, M. Cerruti^{15,43}, T. Chand¹, S. Chandra¹, A. Chen²¹, S. Colafrancesco^{21,2}, M. Curyło¹⁸, I.D. Davids⁸, C. Deil³, J. Devin²⁴, P. deWilt¹³, L. Dirson², A. Djannati-Atai²⁸, A. Dmytriiev¹⁴, A. Donath³, V. Doroshenko²⁶, L.O'C. Drury⁴, J. Dyks³¹, K. Egberts³², G. Emery¹⁵, J.-P. Ernenwein¹⁹, S. Eschbach³³, K. Feijen¹³, S. Fegan²⁷, A. Fiasson²², G. Fontaine²⁷, S. Funk³³, M. Füßling³⁴, S. Gabici²⁸, Y.A. Gallant¹⁶, F. Gaté²², G. Giavitto³⁴, D. Glawion²³, J.F. Glicenstein¹⁷, D. Gottschall²⁶, M.-H. Grondin²⁴, J. Hahn³, M. Haupt³⁴, G. Heinzelmann², G. Henri²⁹, G. Hermann³, J.A. Hinton³, W. Hofmann³, C. Hoischen³², T. L. Holch⁷, M. Holler^{12*}, D. Horns², D. Huber¹², H. Iwasaki³⁸, M. Jamroz³⁵, D. Jankowsky³³, F. Jankowsky²³, A. Jardin-Blicq³, I. Jung-Richardt³³, M.A. Kastendieck², K. Katarzyński³⁶, M. Katsuragawa³⁹, U. Katz³³, D. Khangulyan³⁸, B. Khélifi²⁸, J. King²³, S. Klepser³⁴, W. Kluźniak³¹, N. Komin²¹, K. Kosack¹⁷, D. Kostunin³⁴, M. Kraus³³, G. Lamanna²², J. Lau¹³, A. Lemièrre²⁸, M. Lemoine-Goumard²⁴, J.-P. Lenain¹⁵, E. Leser^{32,34}, C. Levy¹⁵, T. Lohse⁷, I. Lypova³⁴, J. Mackey⁴, J. Majumdar³⁴, D. Malyshev²⁶, V. Marandon³, A. Marcowith¹⁶, A. Mares²⁴, C. Mariaud²⁷, G. Martí-Devesa¹², R. Marx³, G. Maurin²², P.J. Meintjes³⁷, A.M.W. Mitchell^{3,42}, R. Moderski³¹, M. Mohamed²³, L. Mohrmann³³, C. Moore³⁰, E. Moulin¹⁷, J. Muller²⁷, T. Murach³⁴, S. Nakashima⁴¹, M. de Naurois^{27*}, H. Ndiyavala¹, F. Niederwanger¹², J. Niemiec²⁰, L. Oakes⁷, P. O'Brien³⁰, H. Odaka⁴⁰, S. Ohm³⁴, E. de Ona Wilhelmi³⁴, M. Ostrowski³⁵, I. Oya³⁴, M. Panter³, R.D. Parsons³, C. Perennes¹⁵, P.-O. Petrucci²⁹, B. Peyaud¹⁷, Q. Piel²², S. Pita²⁸, V. Poireau²², A. Priyana Noel³⁵, D.A. Prokhorov²¹, H. Prokoph³⁴, G. Pühlhofer²⁶, M. Punch^{28,10}, A. Quirrenbach²³, S. Raab³³, R. Rauth¹², A. Reimer¹², O. Reimer¹², Q. Remy¹⁶, M. Renaud¹⁶, F. Rieger^{3*}, L. Rinchioso¹⁷, C. Romoli³, G. Rowell¹³, B. Rudak³¹, E. Ruiz-Velasco³, V. Sahakian⁶, S. Saito³⁸, D.A. Sanchez^{22*}, A. Santangelo²⁶, M. Sasaki³³, R. Schlickeiser¹¹, F. Schüssler¹⁷, A. Schulz³⁴, H.M. Schutte¹, U. Schwanke⁷, S. Schwemmer²³, M. Seglar-Arroyo¹⁷, M. Senniappan¹⁰, A.S. Seyffert¹, N. Shafi²¹, K. Shiningayamwe⁸, R. Simoni⁹, A. Sinha²⁸, H. Sol¹⁴, A. Specovius³³, M. Spir-Jacob²⁸, Ł. Stawarz³⁵, R. Steenkamp⁸, C. Stegmann^{32,34}, C. Steppa³², T. Takahashi³⁹, T. Tavernier¹⁷, A.M. Taylor^{34*}, R. Terrier²⁸, D. Tiziani³³, M. Tluczykont², C. Trichard²⁷, M. Tsirou¹⁶, N. Tsuji³⁸, R. Tuffs³, Y. Uchiyama³⁸, D.J. van der Walt¹, C. van Eldik³³, C. van Rensburg¹, B. van Soelen³⁷, G. Vasileiadis¹⁶,

J. Veh³³, C. Venter¹, P. Vincent¹⁵, J. Vink⁹, F. Voisin¹³, H.J. Völk³, T. Vuillaume²²,
Z. Wadiasingh¹, S.J. Wagner²³, R. White³, A. Wierzcholska^{20,23}, R. Yang³,
H. Yoneda³⁹, M. Zacharias¹, R. Zanin³, A.A. Zdziarski³¹, A. Zech¹⁴, A. Ziegler³³,
J. Zorn³, N. Żywucka¹,

* Corresponding author

1. Centre for Space Research, North-West University, Potchefstroom 2520, South Africa
2. Universität Hamburg, Institut für Experimentalphysik, Luruper Chaussee 149, D 22761 Hamburg, Germany
3. Max-Planck-Institut für Kernphysik, P.O. Box 103980, D 69029 Heidelberg, Germany
4. Dublin Institute for Advanced Studies, 31 Fitzwilliam Place, Dublin 2, Ireland
5. High Energy Astrophysics Laboratory, RAU, 123 Hovsep Emin St Yerevan 0051, Armenia
6. Yerevan Physics Institute, 2 Alikhanian Brothers St., 375036 Yerevan, Armenia
7. Institut für Physik, Humboldt-Universität zu Berlin, Newtonstr. 15, D 12489 Berlin, Germany
8. University of Namibia, Department of Physics, Private Bag 13301, Windhoek, Namibia, 12010
9. GRAPPA, Anton Pannekoek Institute for Astronomy, University of Amsterdam, Science Park 904, 1098 XH Amsterdam, The Netherlands
10. Department of Physics and Electrical Engineering, Linnaeus University, 351 95 Växjö, Sweden
11. Institut für Theoretische Physik, Lehrstuhl IV: Weltraum und Astrophysik, Ruhr-Universität Bochum, D 44780 Bochum, Germany
12. Institut für Astro- und Teilchenphysik, Leopold-Franzens-Universität Innsbruck, A-6020 Innsbruck, Austria
13. School of Physical Sciences, University of Adelaide, Adelaide 5005, Australia
14. LUTH, Observatoire de Paris, PSL Research University, CNRS, Université Paris Diderot, 5 Place Jules Janssen, 92190 Meudon, France
15. Sorbonne Université, Université Paris Diderot, Sorbonne Paris Cité, CNRS/IN2P3, Laboratoire de Physique Nucléaire et de Hautes Energies, LPNHE, 4 Place Jussieu, F-75252 Paris, France
16. Laboratoire Univers et Particules de Montpellier, Université Montpellier, CNRS/IN2P3, CC 72, Place Eugène Bataillon, F-34095 Montpellier Cedex 5, France
17. IRFU, CEA, Université Paris-Saclay, F-91191 Gif-sur-Yvette, France
18. Astronomical Observatory, The University of Warsaw, Al. Ujazdowskie 4, 00-478 Warsaw, Poland
19. Aix Marseille Université, CNRS/IN2P3, CPPM, Marseille, France
20. Instytut Fizyki Jądrowej PAN, ul. Radzikowskiego 152, 31-342 Kraków, Poland
21. School of Physics, University of the Witwatersrand, 1 Jan Smuts Avenue, Braamfontein, Johannesburg, 2050 South Africa
22. Laboratoire d'Annecy de Physique des Particules, Univ. Grenoble Alpes, Univ. Savoie Mont Blanc, CNRS, LAPP, 74000 Annecy, France
23. Landessternwarte, Universität Heidelberg, Königstuhl, D 69117 Heidelberg, Germany

24. Université Bordeaux, CNRS/IN2P3, Centre d'Études Nucléaires de Bordeaux Gradignan, 33175 Gradignan, France
25. Oskar Klein Centre, Department of Physics, Stockholm University, Albanova University Center, SE-10691 Stockholm, Sweden
26. Institut für Astronomie und Astrophysik, Universität Tübingen, Sand 1, D 72076 Tübingen, Germany
27. Laboratoire Leprince-Ringuet, École Polytechnique, UMR 7638, CNRS/IN2P3, Institut Polytechnique de Paris, F-91128 Palaiseau, France
28. APC, AstroParticule et Cosmologie, Université Paris Diderot, CNRS/IN2P3, CEA/Irfu, Observatoire de Paris, Sorbonne Paris Cité, 10, rue Alice Domon et Léonie Duquet, 75205 Paris Cedex 13, France
29. Univ. Grenoble Alpes, CNRS, IPAG, F-38000 Grenoble, France
30. Department of Physics and Astronomy, The University of Leicester, University Road, Leicester, LE1 7RH, United Kingdom
31. Nicolaus Copernicus Astronomical Center, Polish Academy of Sciences, ul. Bartycka 18, 00-716 Warsaw, Poland
32. Institut für Physik und Astronomie, Universität Potsdam, Karl-Liebknecht-Strasse 24/25, D 14476 Potsdam, Germany
33. Friedrich-Alexander-Universität Erlangen-Nürnberg, Erlangen Centre for Astroparticle Physics, Erwin-Rommel-Str. 1, D 91058 Erlangen, Germany
34. DESY, D-15738 Zeuthen, Germany
35. Obserwatorium Astronomiczne, Uniwersytet Jagielloński, ul. Orła 171, 30-244 Kraków, Poland
36. Centre for Astronomy, Faculty of Physics, Astronomy and Informatics, Nicolaus Copernicus University, Grudziadzka 5, 87-100 Torun, Poland
37. Department of Physics, University of the Free State, PO Box 339, Bloemfontein 9300, South Africa
38. Department of Physics, Rikkyo University, 3-34-1 Nishi-Ikebukuro, Toshima-ku, Tokyo 171-8501, Japan
39. Kavli Institute for the Physics and Mathematics of the Universe (WPI), The University of Tokyo Institutes for Advanced Study (UTIAS), The University of Tokyo, 5-1-5 Kashiwa-no-Ha, Kashiwa City, Chiba, 277-8583, Japan
40. Department of Physics, The University of Tokyo, 7-3-1 Hongo, Bunkyo-ku, Tokyo 113-0033, Japan
41. RIKEN, 2-1 Hirosawa, Wako, Saitama 351-0198, Japan
42. Now at Physik Institut, Universität Zürich, Winterthurerstrasse 190, CH-8057 Zürich, Switzerland
43. Now at Institut de Ciències del Cosmos (ICC UB), Universitat de Barcelona (IEEC-UB), Martí Franquès 1, E08028 Barcelona, Spain