



HAL
open science

Towards Naked Zinc(II) in the Condensed Phase: A Highly Lewis Acidic Zn II Dication Stabilized by Weakly Coordinating Carborate Anions

Nicolas Adet, David Specklin, Christophe Gourlaouen, Thibault Damiens, Béatrice Jacques, Rudolf Wehmschulte, Samuel Dagorne

► **To cite this version:**

Nicolas Adet, David Specklin, Christophe Gourlaouen, Thibault Damiens, Béatrice Jacques, et al.. Towards Naked Zinc(II) in the Condensed Phase: A Highly Lewis Acidic Zn II Dication Stabilized by Weakly Coordinating Carborate Anions. *Angewandte Chemie International Edition*, In press, 10.1002/anie.202012287. hal-03098198

HAL Id: hal-03098198

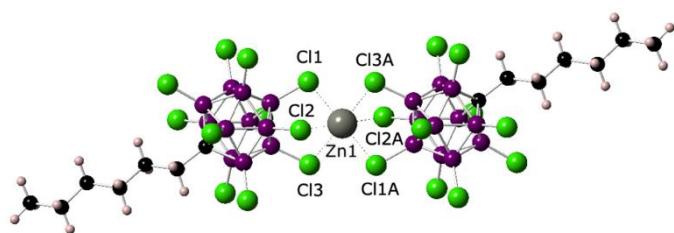
<https://hal.science/hal-03098198>

Submitted on 5 Jan 2021

HAL is a multi-disciplinary open access archive for the deposit and dissemination of scientific research documents, whether they are published or not. The documents may come from teaching and research institutions in France or abroad, or from public or private research centers.

L'archive ouverte pluridisciplinaire **HAL**, est destinée au dépôt et à la diffusion de documents scientifiques de niveau recherche, publiés ou non, émanant des établissements d'enseignement et de recherche français ou étrangers, des laboratoires publics ou privés.

Table of Contents Only



A salt compound containing a formal Zn^{2+} dication only stabilized by weakly coordinated carborate anions was first structurally characterized and shown to be soluble in low polarity solvents. Based on its reactivity with alkene, alkyne and in hydrosilylation catalysis, it is a strong Lewis acid, possibly the strongest Zn-based Lewis acid to date.

Keywords: Zinc – Lewis acid – cation – hydrosilylation – carborate

Towards “naked” Zn²⁺ in the condensed phase: synthesis, structure and reactivity of a highly Lewis acidic Zn(II) dication stabilized by weakly coordinating carborate anions

Nicolas Adet,^a David Specklin,^a Christophe Gourlaouen,^a Thibault Damiens,^a Béatrice Jacques,^a Rudolf J. Wehmschulte^{b,*} and Samuel Dagorne^{a,*}

^a Institut de Chimie de Strasbourg, CNRS-Université de Strasbourg, 1 rue Blaise Pascal, 67000 Strasbourg, France.

^b Chemistry Program, Florida Institute of Technology, 150 West University Boulevard, Melbourne, Florida 32901-6975, United States

Abstract. The employment of the hexyl-substituted anion [HexCB₁₁Cl₁₁]⁻ allowed for the first time the synthesis of a Zn(II) species, Zn[HexCB₁₁Cl₁₁]₂, **3**, in which the Zn²⁺ cation is only weakly coordinated to two carborate counterions and that is soluble in low polarity organic solvents such as bromobenzene. DOSY NMR studies show the facile displacement of at least one of the counterions, and this near “nakedness” of the cation results in high catalytic activity in the hydrosilylation of 1-hexene and 1-methyl-1cyclohexene. Fluoride Ion Affinity (FIA) calculations reveal a solution Lewis acidity of **3** (FIA = 262.1 kJ·mol⁻¹) that is higher than that of the landmark Lewis acid B(C₆F₅)₃ (FIA = 220.5 kJ·mol⁻¹). This high Lewis acidity leads to a high activity in catalytic CO₂ and Ph₂CO reduction by Et₃SiH and hydrogenation of 1,1-diphenylethylene using 1,4-cyclohexadiene as the hydrogen source. Compound **3** was characterized by multinuclear NMR spectroscopy, mass spectrometry, single crystal X-ray diffraction and DFT studies.

* Email: rwehmsch@fit.edu, dagorne@unistra.fr

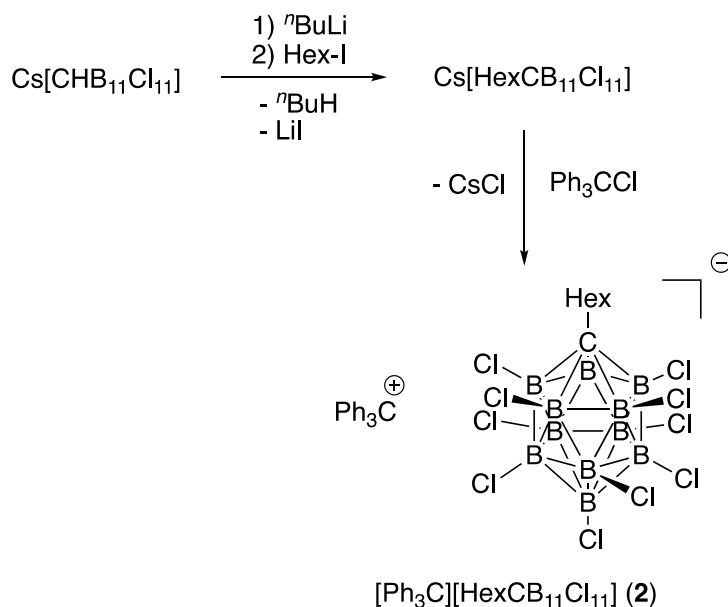
Metal-centered Lewis acids are widespread powerful and versatile reagents in all areas of chemistry, ranging from synthetic chemistry to material science, due to the utility of various Lewis acidic metal ions for substrate activation/functionalization.¹ In that regard, low-coordinate ligand-supported metal cations have attracted attention over the years to access electrophilic/reactive species for enhanced reactivity.² Ideally though, the simplest of all metal Lewis acids, *i.e.* ligand-free (“naked”) or weakly coordinated metal cations, should be most reactive for chemical functionalization since direct “naked” metal cation/substrate activation should maximize electrophilic activation. However, access to stable ligand-free metal ions in the condensed phase has thus far remained a major challenge, which is due to their high electrophilicity, their instability and/or insolubility in common organic media. Over the past years, the use of modern weakly coordinating anions (WCAs) such as $[\text{B}(\text{C}_6\text{F}_5)_4]^-$, $[\text{Al}(\text{OR}^{\text{F}})_4]^-$ and halogenated carborate ions (most notably $[\text{CH}_6\text{B}_6\text{X}_6]^-$ and $[\text{CHB}_{11}\text{X}_{11}]^-$; X = Cl, I) for minimal cation-anion interactions,³ has led to the characterization of several monovalent and M^+ Lewis acids only stabilized by a low basicity solvent and a WCA, including Li^+ , Ag^+ and M^+ (M = group 13 metal) salts.^{4,5,6,7,8,9,10} Such salts display enhanced reactivity due to weaker cation-anion interactions, including the acceleration of Diels-Alder reactions with $\text{Li}[\text{B}\{\text{C}_6\text{H}_3(\text{CF}_3)_{2-3,5}\}_4]$,⁴ carbonyl-ene reactions catalyzed by $\text{Li}[\text{B}(\text{C}_6\text{F}_5)_4]$,⁵ and the polymerization of isobutene catalyzed by $[\text{Ga}(\text{arene})_3][\text{Al}\{\text{OC}(\text{CF}_3)_3\}_4]$.⁶ Also noteworthy, an $\text{Ag}(\text{I})$ complex with two P_4 molecules coordinated to one Ag^+ cation was characterized.¹¹ To date, weakly coordinated or “naked” M^{2+} divalent cations that are stable at room temperature and soluble in low basicity/polarity solvents are unknown, despite their interest as strong Lewis acids/electrophiles. Compounds such as $\text{M}[\text{BF}_4]_2$ or $\text{M}[\text{EF}_6]_2$ (M = +2 cation, E = As, Sb), prepared by the reaction of MF_2 with BF_3 or EF_5 in anhydrous HF, are known but insoluble in most organic solvents.¹² Species $\text{Hg}[\text{B}_{12}\text{H}_{12}]^{13}$ and $\text{Ni}[\text{B}_{12}\text{H}_{12}]^{14}$ were obtained from dehydration of hydrate salts $\text{Hg}(\text{H}_2\text{O})_x[\text{B}_{12}\text{H}_{12}]$ and $\text{Ni}(\text{H}_2\text{O})_6[\text{B}_{12}\text{H}_{12}]$,

respectively. The solvent-free zinc salt $\text{Zn}[\text{Al}\{\text{OCH}(\text{CF}_3)_2\}_4]_2$ was also recently characterized, but the rather short $\text{Zn}\cdots\text{O}$ contacts (1.986 Å avg.) significantly quench the Lewis acidity of the Zn^{2+} center as deduced from solid state and solution data.¹⁵ $\text{Zn}(\text{II})$ complexes of electron-rich arenes $\text{Zn}(\text{SbF}_6)_2\cdot\text{C}_6\text{Me}_6$ and $\text{Zn}(\text{SbF}_6)_2\cdot\text{C}_6\text{HMe}_5$ have only been characterized by NMR spectroscopy in SO_2 solution.¹⁶ Only very recently, the structure of $\text{Sr}[\text{Al}\{\text{OC}(\text{CF}_3)_3\}_4]_2$ was reported, which features a partially “naked” large and therefore less Lewis acidic Sr^{2+} cation.¹⁷

$\text{Zn}(\text{II})$ salts, considered as borderline Lewis acids in Pearson’s HSAB classification, are commonly used as Lewis acids for the mediation of various stoichiometric and catalytic transformations. Well-defined Zn organometallics such as arylzinc species $\text{Zn}(\text{C}_6\text{F}_5)_2$ are well-established Lewis acid catalysts, especially for the polymerization of various monomers.¹⁸ Of particular interest, ligand-supported $\text{Zn}(\text{II})$ -based organocations are well-established electrophilic species but have attracted recent attention since Zn is an Earth-abundant and inexpensive metal source.^{2a,19} Recent developments, including from our labs, have shown that a number of reactive low-coordinate (two- and three-coordinate) $\text{Zn}(\text{II})$ cations, all consisting of ligand-stabilized $[\text{Zn}-\text{R}]^+$ mono-cations ($\text{R} = \text{alkyl, aryl}$), may behave as Lewis acids for the mediation of various catalytic reactions ranging from alkyne hydroamination to alkyne, alkene and CO_2 hydrosilylation.²⁰ We herein report on the synthesis and structural characterization of the first weakly coordinated Zn^{2+} cation (isolated as $\text{Zn}[\text{WCA}]_2$) that is stable and soluble in low polarity organic solvents. We also provide preliminary reactivity studies indicating an unprecedentedly strong Lewis acidity for a $\text{Zn}(\text{II})$ species.

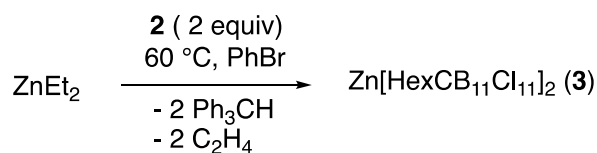
As an entry to $\text{Zn}[\text{WCA}]_2$, the fully chlorinated carborate anion $[\text{CHB}_{11}\text{Cl}_{11}]^-$, which is one of the least coordinating and least reactive anions known thus far,²¹ was initially tested to access

stable and characterizable $\text{Zn}[\text{WCA}]_2$ salts. To generate a formal Zn^{2+} di-cation in a low (Lewis) basicity medium, Et^- abstraction from $[\text{EtZn}(\text{C}_6\text{H}_6)][\text{CHB}_{11}\text{Cl}_{11}]$ (**1**),^{20a} a formal source of the $[\text{Zn}-\text{Et}]^+$ mono-cation, with $[\text{Ph}_3\text{C}][\text{CHB}_{11}\text{Cl}_{11}]$ was first attempted. The reaction of a 1/1 **1**/[Ph_3C][$\text{CHB}_{11}\text{Cl}_{11}$] mixture ($\text{C}_6\text{D}_5\text{Br}$, 24 h at RT and then 24 h at 95 °C) led to complete consumption of both reactants, the formation of Ph_3CH and ethylene (as deduced from NMR data) in line with Et^- abstraction from the $[\text{Zn}-\text{Et}]^+$ fragment, along with the precipitation of colorless solid, possibly $\text{Zn}[\text{CHB}_{11}\text{Cl}_{11}]_2$. However, poor solubility precluded structural identification whether in solution or in the solid state, prompting us towards the synthesis of a more soluble WCA as a Zn^{2+} counterion.²² To this end, anion $[\text{CHB}_{11}\text{Cl}_{11}]^-$ was C-functionalized by a hexyl group to access the more soluble carborate anion $[\text{HexCB}_{11}\text{Cl}_{11}]^-$.²³ The C–H deprotonation of $\text{Cs}[\text{CHB}_{11}\text{Cl}_{11}]$ and subsequent hexyl functionalization afforded $\text{Cs}[\text{HexCB}_{11}\text{Cl}_{11}]$, isolated in 74% yield (Scheme 1). Salt metathesis between $\text{Cs}[\text{HexCB}_{11}\text{Cl}_{11}]$ and Ph_3CCl led to the corresponding trityl salt $[\text{Ph}_3\text{C}][\text{HexCB}_{11}\text{Cl}_{11}]$ (**2**, 73% yield), as confirmed by X-ray crystallographic analysis (see SI). IR data for salt $[\text{HNOct}_3][\text{HexCB}_{11}\text{Cl}_{11}]$ (see SI for its preparation) agree with a slightly more Lewis basic $[\text{HexCB}_{11}\text{Cl}_{11}]^-$ anion compared to $[\text{CHB}_{11}\text{Cl}_{11}]^-$ ($\nu_{\text{NH}} = 3176$ and 3180 cm^{-1} , respectively) due to the better electron donor ability of the hexyl group (*vs.* hydrogen).²¹



Scheme 1. Synthesis of trityl salt [Ph₃C][HexCB₁₁Cl₁₁] (**2**)

The synthesis of Zn[HexCB₁₁Cl₁₁]₂ (**3**, Scheme 2) was achieved directly from ZnEt₂ and trityl salt **2**. Thus, the double ionization reaction of ZnEt₂ with 2 equiv of **2** (PhBr, 60 °C, 6 h) led to the quantitative formation of **3** along with Ph₃CH and ethylene, as deduced from NMR data. Species **3**, isolated in 71% yield, is soluble and stable for days in PhBr (RT) but decomposes within minutes in CH₂Cl₂ (RT) to unknown species.



Scheme 2. Synthesis of Zn[HexCB₁₁Cl₁₁]₂ (**3**)

The solid state molecular structure of **3** was determined through XRD studies (Figure 1). It crystallizes as an ion pair with a central Zn²⁺ cation in a slightly distorted octahedral environment since surrounded by two [HexCB₁₁Cl₁₁]⁻ anions coordinated in a κ³-Cl₃ fashion. The Zn²⁺⋯Cl contacts (2.495 Å average) are shorter than those in compound

[EtZn(C₆H₆)] [CHB₁₁Cl₁₁] (2.613 Å average), reflecting the higher charge at Zn in **3** and thus stronger electrostatic interactions. As has been observed previously,^{20a, 31b} the coordination to the Zn²⁺ cation results in a slight elongation of the involved B-Cl bonds (1.801 Å average *versus* 1.763 Å average).

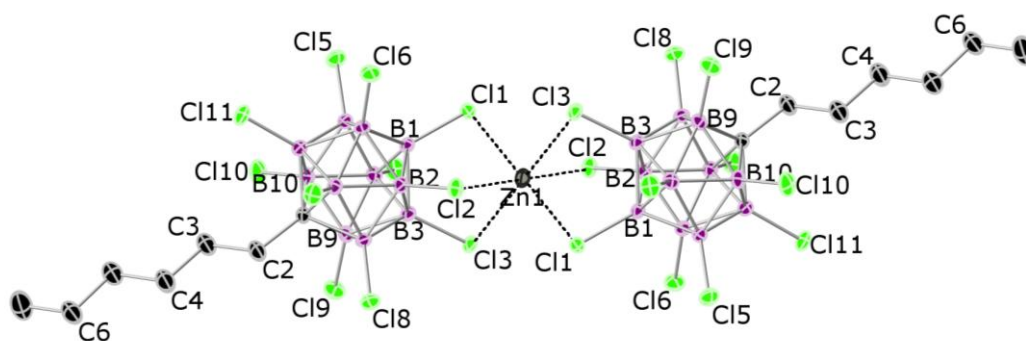


Figure 1. Molecular structure (ORTEP view, 50% probability) of Zn[HexCB₁₁Cl₁₁]₂ (**3**). H atoms have been omitted for clarity. Selected distances (Å) and angles (°): Zn(1)⋯Cl(1) 2.4544(7), Zn(1)⋯Cl(2) 2.4905(7), Zn(1)⋯Cl(3) 2.5456(7), B-Cl(⋯Zn) 1.810(avg.), B-Cl 1.763(avg.), Cl(1)-Zn-Cl(1A) 180, Cl(1)-Zn-Cl(2) 90.85(2), Cl(1)-Zn-Cl(3) 86.94(2).

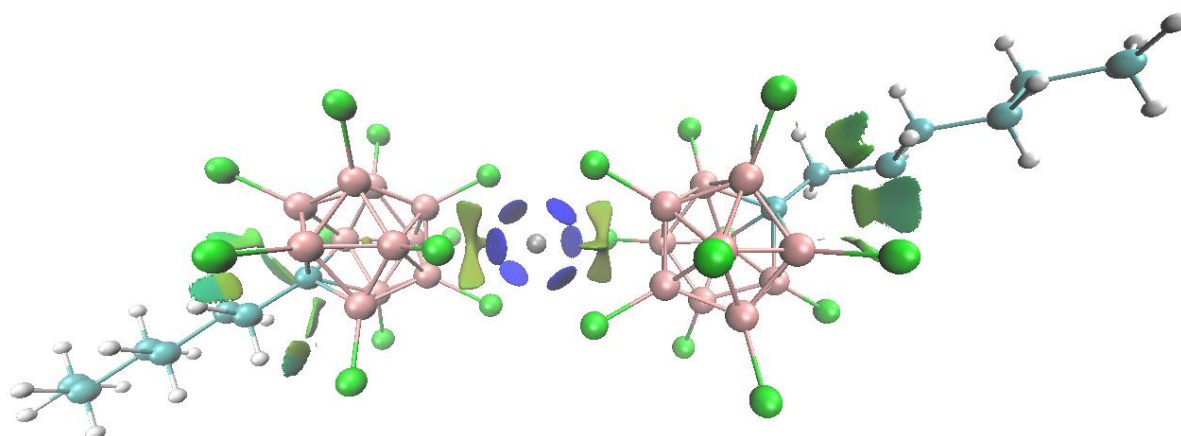


Figure 2. DFT-estimated (B3LYP/6-31+G**) Non-Covalent Interaction (NCI) analysis of a model species for **3**. Attractive electrostatic interactions appear in blue areas and attractive dispersion forces appear in green areas.

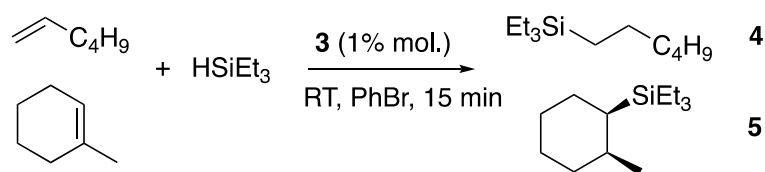
Computations on the electronic structure of species **3** using Electron Localization Function (ELF, see SI) and Non-Covalent Interactions (NCI, Figure 2) analysis agree with purely electrostatic interactions (and no covalence) between the central Zn^{2+} cation and the surrounding chlorines. Importantly, species **3** is clearly dynamic in solution as deduced by NMR data indicating a ready cation/anion dissociation at room temperature in $\text{C}_6\text{D}_5\text{Br}$. Thus, DOSY NMR measurements for **3** led to an estimated hydrodynamic volume of 1100 Å, *i.e.* lying between those of free $[\text{HexCB}_{11}\text{Cl}_{11}]^-$ anion (around 850 Å) and solid-state characterized **3** (around 1650 Å). This is consistent with fast cation/anion dissociation in **3** on the NMR timescale with stabilization of the Zn^{2+} by PhBr coordination.²⁴ This is corroborated by DFT calculations (B3LYP/6-31+G**, PhBr as solvent, modelled in the presence of one PhBr molecule) with the dissociation of **3** to $[\text{Zn}(\text{HexCB}_{11}\text{Cl}_{11})(\text{PhBr})]^+$ and free $[\text{HexCB}_{11}\text{Cl}_{11}]^-$ anion computed to occur at little energy cost ($\Delta G = 28.4 \text{ kJ}\cdot\text{mol}^{-1}$).²⁵ Furthermore, to assess the Lewis acidity of species **3**, its Fluoride Ion Affinity (FIA) was DFT-estimated (B3LYP/6-31+G**, PhBr, see SI).^{26,27} In agreement with a highly electrophilic Zn(II) center, FIA calculations are consistent with **3** (FIA = 262.1 $\text{kJ}\cdot\text{mol}^{-1}$) being significantly more Lewis acidic than the ion-pair $[\text{EtZn}(\text{C}_6\text{H}_6)][\text{CHB}_{11}\text{Cl}_{11}]$ (FIA = 224.3 $\text{kJ}\cdot\text{mol}^{-1}$), the two-coordinate (NHC)Zn- C_6F_5^+ cation (NHC = IDipp, FIA = 185.5 $\text{kJ}\cdot\text{mol}^{-1}$) and the landmark Lewis acid $\text{B}(\text{C}_6\text{F}_5)_3$ (FIA = 220.5 $\text{kJ}\cdot\text{mol}^{-1}$).

To substantiate the electrophilicity of the Zn(II) center in **3**, it was first reacted with unsaturated substrates such as 1-hexene and 1-octyne, as well as H_2 . ^1H NMR data of a 1/1 **3**/1-hexene mixture (RT, $\text{C}_6\text{D}_5\text{Br}$) agree with immediate reaction, but a ready polymerization of 1-hexene precluded any adduct characterization. This was further confirmed by the reaction of a 1/100 **3**/1-hexene mixture (RT, $\text{C}_6\text{D}_5\text{Br}$) leading to a 61% conversion of 1-hexene to poorly defined poly(1-hexene) oligomers within 3 h, as deduced from GPC data ($M_n = 924 \text{ g}\cdot\text{mol}^{-1}$, $D = 1.76$). DFT (B3LYP/6-31+G**, PhBr) calculations predict that the

formation of π -adduct $[(\text{HexCB}_{11}\text{Cl}_{11})\text{Zn}(\text{propene})]^+$ (along with free carborate) from **3** and propene should occur under the reaction conditions ($\Delta G = 5.9 \text{ kJ}\cdot\text{mol}^{-1}$), reflecting the strong Lewis acidity of Zn(II) center.²⁸ Alkene oligo-/poly-merization mediated by Lewis acidic metal complexes is well-established.^{2a} Likewise, 1-octyne immediately reacts with 1 equiv of **3** (RT, $\text{C}_6\text{D}_5\text{Br}$) according to ^1H NMR data, provoking a significant downfield of the alkynyl proton ^1H NMR shift (s, br, $\delta = 4.40 \text{ ppm}$) vs. that of free 1-octyne (t, $\delta = 1.92 \text{ ppm}$), in line with an enhanced vinylic character. Though the latter suggests the formation of a Zn–alkyne adduct, further characterization was precluded due its decomposition within a couple of hours to unknown species. According to DFT (B3LYP/6-31+G**, PhBr) calculations with propyne as the modelled alkyne, the formation of π -adduct $[(\text{HexCB}_{11}\text{Cl}_{11})\text{Zn}(\text{propyne})]^+$ (along with free carborate) from **3** and propyne also occurs at little energy cost ($\Delta G = 7.9 \text{ kJ}\cdot\text{mol}^{-1}$), in agreement with a labile Zn–alkyne adduct at RT. The reactivity of salt **3** with H_2 was also probed: no apparent reaction was observed between **3** under H_2 (3 bar) at RT or 90 °C in $\text{C}_6\text{D}_5\text{Br}$ for 2 h.

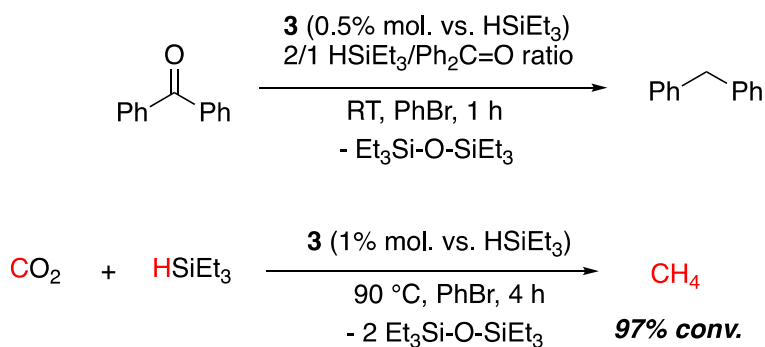
Next, species **3** was evaluated in hydrosilylation catalysis (alkene and CO_2) to probe the ability of **3** for Si–H activation.²⁹ In the presence of HSiEt_3 , species **3** (1 mol%) catalyzes fast 1-hexene hydrosilylation at room temperature ($\text{C}_6\text{D}_5\text{Br}$) with a quantitative conversion to **4** within 15 min (Scheme 3). As a comparison, $[\text{EtZn}(\text{C}_6\text{H}_6)][\text{CHB}_{11}\text{Cl}_{11}]$ is an inactive catalyst at room temperature while cation $[(\text{IDipp})\text{Zn}-\text{C}_6\text{F}_5]^+$ and $\text{B}(\text{C}_6\text{F}_5)_3$ proceed much more slowly.^{20a,20c,30} A similar high activity was observed for the hydrosilylation of 1-methylcyclohexene catalyzed by **3** (1 mol%, $\text{C}_6\text{D}_5\text{Br}$, RT, 15 min) and selectively led to the *cis*-hydrosilylated product **5**, consistent with a selective *anti*-1,2-addition of Si–H to the C=C bond. Though species **3** remains intact after olefin hydrosilylation catalysis, an NMR control experiment of a $\text{HSiEt}_3/\mathbf{3}$ mixture showed that species **3** interacts with HSiEt_3 (2 equiv, PhBr,

RT) with an immediate broadening of the Si-H ^1H NMR resonance, in line with Si-H activation by the Zn(II) cationic center (see SI).



Scheme 3. Olefin hydrosilylation catalyzed by Zn(II) species **3**.

Consistent with **3**/HSiEt₃ interactions, HSiEt₃ redistribution was observed over time in the presence of a catalytic amount of **3** (1 mol% vs. HSiEt₃), with the formation of a mixture of SiEt₄ (38% conv. of initial HSiEt₃), HSiEt₃, H₂SiEt₂ and H₃SiEt after 16 h at room temperature, as indicated by ^1H , ^{13}C , ^{29}Si and 2D NMR analysis (see SI). Interestingly, according to DFT computation (B3LYP/6-31+G**, PhBr), the formation of the $[\text{Et}_3\text{Si}\cdots\text{H}\cdots\text{SiEt}_3]^+$ silylium cation and the Zn-H species $[(\text{HexCB}_{11}\text{Cl}_{11})\text{Zn-H}]$ from strong Lewis acid **3** and 2 equiv of HSiEt₃ is possible at low energy cost ($\Delta G = 25.9 \text{ kJ}\cdot\text{mol}^{-1}$), though such products were not experimentally observed.^{31,32} Besides, as DFT-computed, HSiEt₃ cleavage mediated by **3** is even more accessible in the presence of an alkene (propene as model) to afford $[(\text{HexCB}_{11}\text{Cl}_{11})\text{Zn-H}]$ and cation $[(\text{propyl})\text{SiEt}_3]^+$ ($\Delta G = 9.2 \text{ kJ}\cdot\text{mol}^{-1}$). In view of the latter and for comparison with **3**, hydrosilylation of methylcyclohexene catalyzed by $[\text{Ph}_3\text{C}][\text{HexCB}_{11}\text{Cl}_{11}]$ (1% mol vs. HSiEt₃, RT, C₆D₅Br),³³ was studied: it was found to proceed with a similar rate (quantitative within 15 min) and selectivity with the formation of the *cis*-product **5**, as typically observed in silylium-catalyzed alkene hydrosilylation.^{30,34,35} Altogether, though no clear-cut mechanism may be proposed at this stage, DFT and experimental data strongly suggest the involvement of a transient silylium cation, generated from the reaction of **3** with HSiEt₃, to account for the observed catalytic activity and selectivity in alkene hydrosilylation.

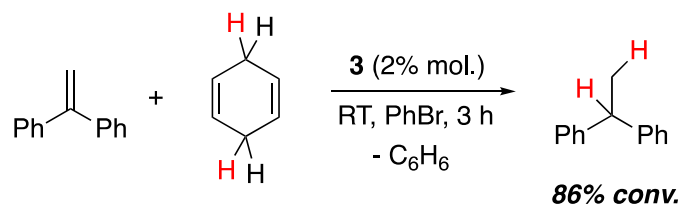


Scheme 4. Hydrosilylation of C=O substrates catalyzed by species **3**.

Species **3** was also tested in hydrosilylation/deoxygenation catalysis of C=O substrates (Scheme 4). In the presence of **3** (1 mol%), a 1/1 mixture of benzophenone/HSiEt₃ (C₆D₅Br, RT, 5 h, not optimized) led to the formation of doubly reduced product Ph₂CH₂ (50 % conv) along with side-product Et₃SiOSiEt₃ and 50% of unreacted Ph₂C=O, based on ¹H NMR data. Starting from a 1/100/200 **3**/Ph₂C=O/HSiEt₃ mixture led to an 80% conversion of Ph₂C=O to reduction products PhCH-OSiEt₃/Ph₂CH₂ in a 1/15 ratio within 15 min at RT. A complete formation of PhCH₂Ph (along with equimolar amount of Et₃SiOSiEt₃) occurred within 1 h at room temperature in C₆D₅Br. Interestingly, CO₂, a more challenging C=O substrate, may also be reduced by HSiEt₃ in the presence of **3** as catalyst. An initial run at room temperature (10 mol% of **3**, 1.5 atm CO₂, C₆D₅Br) showed slow CO₂ hydrosilylation (15% silane conversion after 60 h) with the observation of reduction products Et₃SiOCH₂OSiEt₃, MeOSiEt₃ and eventually CH₄ as the reduction reaction proceeds.³⁶ However, satisfyingly, species **3** (1 mol% vs. HSiEt₃) efficiently and selectively catalyzed CO₂ hydrosilylation upon heating (1.5 atm CO₂, C₆D₅Br, 90 °C) with a nearly quantitative conversion of HSiEt₃ (97%) to methane and SiEt₄/siloxanes by-products within 4 h, as deduced from NMR and GC-MS data (SI). Remarkably, as a Lewis acid catalyst in CO₂ hydrosilylation, species **3** is considerably more active than any other Zn(II) cations such as [EtZn(C₆H₆)] [CHB₁₁Cl₁₁], two-coordinate [(NHC)Zn-R]⁺ systems and even group 13 metal cations of the type [MR₂]⁺ (M = Al, Ga)

thus far reported.^{20a,20c,37} No adduct formation was observed between **3** and CO₂ at various temperatures (1.5 atm CO₂, C₆D₅Br) according to ¹³C data recorded from -20 °C to 90 °C. Under the studies' conditions and given the reactivity of **3** with HSiEt₃ (*vide supra*), CO₂ hydrosilylation catalysis by **3** is likely to proceed through the initial involvement of cation [Et₃Si···H···SiEt₃]⁺ cation and/or [(HexCB₁₁Cl₁₁)Zn–H]. To gain additional insight, the relative performances of **3** vs. [Et₃Si···H···SiEt₃]⁺ were contrasted. Thus, CO₂ hydrosilylation initiated by [Ph₃C][HexCB₁₁Cl₁₁] (1% mol vs. HSiEt₃, 70 °C, 2.5 h, C₆D₅Br) proceeded twice as fast as that mediated by **3** (1% mol) under identical conditions (61% vs. 30% conversion of HSiEt₃, respectively), both catalysis yielding methane as the only reduction product.³⁸ The latter could be consistent with cation [Et₃Si···H···SiEt₃]⁺ being the catalytically active component upon associating **3** and HSiEt₃, with a lower activity due to a smaller concentration in silylium as the catalysis proceeds. Though a few ligand-supported Zn–H⁺ cations are known to effectively reduce CO₂ under similar reaction conditions to ours,³⁹ the possible inactivity of a nearly “naked” Zn–H moiety such as [(HexCB₁₁Cl₁₁)Zn–H] could be due to its decomposition under such conditions.

Finally, in preliminary studies, highly Lewis acidic species **3** was also tested in transfer hydrogenation of alkenes using 1,4-cyclohexadiene (CHD) as hydrogen source, a very convenient and safe H₂ surrogate. Such hydrogenations may be catalyzed by gallium or boron Lewis acidic complexes, though heating and long reaction times are frequently required.⁴⁰ A Zn(II) cation was also recently reported to catalyze hydrogenation transfer of 1,1-diphenylethylene at 80 °C with 24 h using 10 mol% of catalyst.⁴¹ Satisfyingly, species **3** (2 mol% vs. substrates) performed much better and efficiently catalyzed 1,1-diphenylethylene hydrogenation to Ph₂CH–CH₃ at room temperature in the presence of CHD within 3 h (Scheme 5), further illustrating the strong Lewis acidity of the Zn²⁺ center of **3**.



Scheme 5. Transfer hydrogenation of 1,1-diphenylethylene catalyzed by species **3**.

In conclusion, we synthesized and characterized the first example of a compound incorporating a formal Zn^{2+} cation only stabilized by weakly coordinating anions, that is stable at room temperature and soluble in low polarity organic solvents. Based on its reactivity with various substrates, it stands as a strong (perhaps the strongest) Zn-based Lewis acid in solution thanks to ready anion dissociation even in a low-basicity solvent such as PhBr. It constitutes an important step forward towards a “naked” Zn(II) dication in the condensed phase, i.e. a compound in which cation···anion interactions are minimized as far as possible. Further reactivity studies of such Zn(II) dications for the activation of various small molecules as well as access to other “naked” metal cations are currently underway in our labs.

Acknowledgments. The CNRS and the University of Strasbourg are gratefully thanked for financial support. Part of this work was also supported by the Agence Nationale de la Recherche (ANR): ANR project Tu-Zin-Cat (ANR-19-CE07-0020-01). N. A. thanks the icFRC (Chemistry Research Foundation of the University of Strasbourg) for a PhD fellowship.

References

- [1] *Acid Catalysis in Modern Organic Synthesis*, Ed.: H. Yamamoto, K. Ishihara, Wiley-VCH, **2009**.
- [2] Selected reviews: (a) M. Bochmann, *Acc. Chem. Res.* **2010**, *43*, 1267–1278; (b) M. Bochmann, *Coord. Chem. Rev.* **2009**, *253*, 2000–2014. (c) T. A. Engesser, M. R. Lichtenthaler, M. Schleep, I. Krossing, *Chem. Soc. Rev.* **2016**, *45*, 789–899. (d) D. Franz, S. Inoue, *Chem. Eur. J.* **2019**, *25*, 2898–2926. (e) J. C. L. Walker, H. F. T. Klare, M. Oestreich, *Nature Rev. Chem.* **2020**, *4*, 54–62.
- [3] (a) I. M. Riddlestone, A. Kraft, J. Schaefer, I. Krossing, *Angew. Chem. Int. Ed.* **2018**, *57*, 13982–14024 (b) C. A. Reed, *Acc. Chem. Res.* **1998**, *31*, 133–139.
- [4] K. Fujiki, S.-Y. Ikeda, H. Kobayashi, A. Mori, A. Nagira, J. Nie, T. Sonoda, Y. Yagupolskii, *Chem. Lett.* **2000**, *1*, 62–63.
- [5] Y. Kitazawa, R. Takita, K. Yoshida, A. Muranaka, S. Matsubara, M. Uchiyama, *J. Org. Chem.* **2017**, *82*, 1931–1935.
- [6] M. R. Lichtenthaler, S. Maurer, R. J. Mangan, F. Stahl, F. Mönkemeyer, J. Hamann, I. Krossing, *Chem. – Eur. J.* **2015**, *21*, 157–165.
- [7] (a) K. M. Osman, D. R. Powell, R. J. Wehmschulte, *Inorg. Chem.* **2015**, *54*, 9195–9200. (b) R. J. Wehmschulte, R. Peverati, D. R. Powell, *Inorg. Chem.* **2019**, *58*, 12441–12445.
- [8] Z. Xie, C.-W. Tsang, E. T.-P. Sze, Q. Yang, D. T. W. Chan, T. C. W. Mak, *Inorg. Chem.* **1998**, *37*, 6444–6451.
- [9] C. A. Reed, *Acc. Chem. Res.* **1998**, *31*, 133–139.
- [10] I. Krossing, *Chem. – Eur. J.* **2001**, *7*, 490–502.
- [11] A. Bihlmeier, M. Gonsior, I. Raabe, N. Trapp, I. Krossing, *Chem. – Eur. J.* **2004**, *10*, 5041–5051.
- [12] (a) S. Pawlenko, *Z. anorg. allg. Chem.* **1962**, *315*, 136–146. (b) B. Frlec, D. Gantar, J. H. Holloway, *J. Fluorine Chem.* **1982**, *19*, 485–500.
- [13] V. Nguyen-Duc. New Salt-Like Dodecahydro-Closo-Dodecaborates and Efforts for the Partial Hydroxylation of $[B_{12}H_{12}]^{2-}$ Anions. Ph.D. Thesis, Universität Stuttgart, 2009.
- [14] Y. Sadikin, E. Didelot, Z. Łodziana, R. Černý, *Dalton Trans.* **2018**, *47*, 5843–5849.
- [15] T. O. Petersen, E. Tausch, J. Schaefer, H. Scherer, P. W. Roesky, I. Krossing, *Chem. – Eur. J.* **2015**, *21*, 13696–13702.
- [16] C. Damude, P. A. Dean, *J. Organomet.Chem.* **1979**, *181*, 1–15.

-
- [17] P. Dabringhaus, M. Schorpp, H. Scherer, I. Krossing, *Angew. Chem. Int. Ed.* **2020**, DOI: 10.1002/anie.202010019.
- [18] (a) D. A. Walker, T. J. Woodman, D. L. Hughes, M. Bochmann, *Organometallics* **2001**, *20*, 3772–3776. (b) S. Garratt, A. Guerrero, D. L. Hughes, M. Bochmann, *Angew. Chem. Int. Ed.* **2004**, *43*, 2166–2169. (c) G. Schnee, C. Fliedel, T. Avilés, S. Dagorne, *Eur. J. Inorg. Chem.* **2013**, 3699–3709.
- [19] S. Dagorne, *Synthesis* **2018**, *50*, 3662–3670.
- [20] (a) R. J. Wehmschulte, L. Wojtas, *Inorg. Chem.* **2011**, *50*, 11300–11302. (b) M. A. Chilleck, L. Hartenstein, T. Braun, P. W. Roesky, B. Braun, *Chem. – Eur. J.* **2015**, *21*, 2594–2602. (c) D. Specklin, F. Hild, C. Fliedel, C. Gourlaouen, L. F. Veiros, S. Dagorne, *Chem. – Eur. J.* **2017**, *23*, 15908–15912.
- [21] E. S. Stoyanov, K.-C. Kim, C. A. Reed, *J. Am. Chem. Soc.* **2006**, *128*, 8500–8508.
- [22] The collected colorless solid was soluble enough for ^1H and ^{11}B NMR data, which are consistent with the formation of $\text{Zn}[\text{CHB}_{11}\text{Cl}_{11}]_2$.
- [23] The syntheses of the Na^+ and $[\text{Me}_3\text{NH}]^+$ salts of $[\text{HexCB}_{11}\text{Cl}_{11}]^-$ have been reported in R. Ramirez-Contreras, O. V. Ozerov, *Dalton Trans.* **2012**, *41*, 7842–7844.
- [24] A PhBr adduct of a Zn(II) organocation was recently characterized in the solid state, see ref. 20c.
- [25] DFT calculations also agree with dissociation of $\text{Zn}[\text{HexCB}_{11}\text{Cl}_{11}]_2$ to $[\text{Zn}(\text{HexCB}_{11}\text{Cl}_{11})]^+$ and free $[\text{HexCB}_{11}\text{Cl}_{11}]^-$ anion being energetically accessible under the studied conditions ($\Delta G = 34.7 \text{ kJ}\cdot\text{mol}^{-1}$).
- [26] Experimental estimation of the Lewis acidity of species **3** through the Guttmann-Beckett method was inconclusive.
- [27] For a recent review on strong Lewis acids and estimation of their Lewis acidity through FIA, see: L. Greb, *Chem. – Eur. J.* **2018**, *24*, 17881–17896.
- [28] For an alkene adduct of a strong Lewis acid such as $\text{Al}(\text{C}_6\text{F}_5)_3$, see: G. Ménard, D. W. Stephan, *Angew. Chem. Int. Ed.* **2012**, *51*, 8272–8275.
- [29] M. C. Lipke, A. L. Liberman-Martin, T. D. Tilley, *Angew. Chem. Int. Ed.* **2017**, *56*, 2260–2294.

[30] Recent review on hydrosilylation catalysis by boranes: M. Oestreich, J. Hermeke, J. Mohr, *Chem. Soc. Rev.* **2015**, *44*, 2202-2220.

[31] The formation of Zn^{···}H–SiEt₃ adduct [(HexCB₁₁Cl₁₁)Zn(HSiEt₃)]⁺ and free [HexCB₁₁Cl₁₁]⁻ is possible at low energy cost ($\Delta G = 25.9 \text{ kJ}\cdot\text{mol}^{-1}$). From the latter and in the presence of 1 equiv of HSiEt₃, HSiEt₃ heterolytic cleavage to the Zn–H species [(HexCB₁₁Cl₁₁)Zn–H] and the silylium cation [Et₃Si^{···}H^{···}SiEt₃]⁺ requires no energy ($\Delta G = 0.0 \text{ kJ}\cdot\text{mol}^{-1}$).

[32] ²⁹Si and ¹H NMR spectra of a 1/2 **3**/HSiEt₃ mixture (recorded at RT and at 90 °C, C₆D₅Br) only contain resonances for the starting reagents, with no observation of Zn–H and silylium moieties. IR data of a 1/2 **3**/HSiEt₃ mixture (RT, PhBr) were inconclusive.

[33] The reaction of trityl carborate species with excess R₃SiH (R = Me, Et) is well-known to afford the corresponding [R₃Si–H–SiR₃]⁺ cation and carborate anion as dissociated ions, see: S. P. Hoffmann, T. Kato, F. S. Tham, C. A. Reed, *Chem. Commun.* **2006**, 767-769.

[34] (a) J. M. Blackwell, K. L. Foster, V. H. Beck, W. E. Piers, *J. Org. Chem.* **1999**, *64*, 4887-4892. (b) D. J. Parks, J. M. Blackwell, W. E. Piers, *J. Org. Chem.* **2000**, *65*, 3090-3098. (c) M. Rubin, T. Schwier, V. Gevorgyan, *J. Org. Chem.* **2002**, *67*, 1936–1940.

[35] (a) M. Nava, C. A. Reed, *Organometallics* **2011**, *30*, 4798-4800. (b) A. Y. Houghton, J. Hurmalainen, A. Mansikkamäki, W. E. Piers, H. M. Tuononen, *Nat. Chem.* **2014**, *6*, 983-988; (c) J. Chen, E. Y. X Chen, *Angew. Chem. Int. Ed.* **2015**, *54*, 6842-6846.

[36] For literature data on Et₃SiOCH₂OSiEt₃, MeOSiEt₃ and CH₄ in PhBr, see: J. Chen, L. Falivene, L. Caporaso, L. Cavallo, E. Y.-X. Chen, *J. Am. Chem. Soc.* **2016**, *138*, 5321–5333.

[37] (a) M. Khandelwal, R. J. Wehmschulte, *Angew. Chem. Int. Ed.* **2012**, *51*, 7323–7326. (b) M. Saleh, D. R. Powell, R. J. Wehmschulte, *Organometallics* **2017**, *36*, 4810–4815.

[38] For representative examples of Lewis acid-type mechanisms for CO₂ hydrosilylation with the initial functionalization of CO₂ to formate HCO₂SiEt₃ and the subsequent formation of Et₃SiOCH₂OSiEt₃, MeOSiEt₃ and eventually CH₄, see refs. 36, 37 and 20c.

[39] (a) A. Rit, A. Zannardi, T. P. Spaniol, L. Maron, J. Okuda, *Angew. Chem. Int. Ed.* **2014**, *53*, 13273-13277. (b) F. Ritter, T. P. Spaniol, I. Douair, L. Maron, J. Okuda, *Angew. Chem. Int. Ed.* 10.1002/anie.202011480

[40] (a) B. Michelet, C. Bour, V. Gandon, *Chem. Eur. J.* **2014**, *20*, 14488–14492, (b) I. Chatterjee, Z.-W. Qu, S. Grimme, M. Oestreich, *Angew. Chem. Int. Ed.* **2015**, *54*, 12158–12162.

[41] J. Tian, Y. Chen, M. Vayer, A. Djurovic, R. Guillot, R. Guermazi, S. Dagorne, C. Bour, V. Gandon, *Chem. - Eur. J.* **2020**, *26*, 12831–12838.