



HAL
open science

Tickling the CMB damping tail: Scrutinizing the tension between the Atacama Cosmology Telescope and South Pole Telescope experiments

Eleonora Di Valentino, Silvia Galli, Massimiliano Lattanzi, Alessandro Melchiorri, Paolo Natoli, Luca Pagano, Najla Said

► **To cite this version:**

Eleonora Di Valentino, Silvia Galli, Massimiliano Lattanzi, Alessandro Melchiorri, Paolo Natoli, et al.. Tickling the CMB damping tail: Scrutinizing the tension between the Atacama Cosmology Telescope and South Pole Telescope experiments. *Physical Review D*, 2013, 88 (2), 10.1103/PhysRevD.88.023501 . hal-03091595

HAL Id: hal-03091595

<https://hal.science/hal-03091595>

Submitted on 1 Sep 2023

HAL is a multi-disciplinary open access archive for the deposit and dissemination of scientific research documents, whether they are published or not. The documents may come from teaching and research institutions in France or abroad, or from public or private research centers.

L'archive ouverte pluridisciplinaire **HAL**, est destinée au dépôt et à la diffusion de documents scientifiques de niveau recherche, publiés ou non, émanant des établissements d'enseignement et de recherche français ou étrangers, des laboratoires publics ou privés.

Tickling the CMB damping tail: Scrutinizing the tension between the Atacama Cosmology Telescope and South Pole Telescope experiments

Eleonora Di Valentino,¹ Silvia Galli,² Massimiliano Lattanzi,³ Alessandro Melchiorri,¹
Paolo Natoli,³ Luca Pagano,¹ and Najla Said¹

¹*Physics Department and INFN, Università di Roma “La Sapienza,” Ple Aldo Moro 2, 00185 Rome, Italy*

²*Institut d’Astrophysique de Paris, UMR 7095-CNRS Paris, Université Pierre et Marie Curie,
boulevard Arago 98bis, 75014 Paris, France*

³*Dipartimento di Fisica e Science della Terra, Università di Ferrara and INFN, sezione di Ferrara,
Polo Scientifico e Tecnologico—Edificio C Via Saragat, 1, I-44122 Ferrara, Italy*

(Received 8 February 2013; published 1 July 2013)

The Atacama Cosmology Telescope (ACT) and the South Pole Telescope (SPT) have recently provided new, very precise measurements of the cosmic microwave background (CMB) anisotropy damping tail. The values of the cosmological parameters inferred from these measurements, while broadly consistent with the expectations of the standard cosmological model, are providing interesting possible indications for new physics that are definitely worthy of investigation. The ACT results, while compatible with the standard expectation of three-neutrino families, indicate a level of CMB lensing, parametrized by the lensing amplitude parameter A_L , that is about 70% higher than expected. If not caused by an experimental systematic, an anomalous lensing amplitude could be produced by modifications of general relativity or coupled dark energy. Vice versa, the SPT experiment, while compatible with a standard level of CMB lensing, prefers an excess of dark radiation, parametrized by the effective number of relativistic degrees of freedom N_{eff} . Here we perform a new analysis of these experiments allowing simultaneous variations in both of these nonstandard parameters. We also combine these experiments, for the first time in the literature, with the recent WMAP9 data, one at a time. Including the Hubble Space Telescope prior on the Hubble constant and information from baryon acoustic oscillations surveys provides the following constraints from ACT: $N_{\text{eff}} = 3.54 \pm 0.41$, $A_L = 1.64 \pm 0.32$ at 68% C.L., while for SPT we have $N_{\text{eff}} = 3.78 \pm 0.33$, $A_L = 0.79 \pm 0.11$ at 68% C.L. In particular, the A_L estimates from the two experiments, even when a variation in N_{eff} is allowed, are in tension at more than 95% C.L.

DOI: [10.1103/PhysRevD.88.023501](https://doi.org/10.1103/PhysRevD.88.023501)

PACS numbers: 98.80.Es, 98.80.Jk, 95.30.Sf

I. INTRODUCTION

The new measurements of the cosmic microwave background (CMB) anisotropies provided by the Atacama Cosmology Telescope (ACT) [1] and the South Pole Telescope (SPT) [2] have both provided new and exquisitely precise observations of the CMB damping tail.

This angular region of the CMB angular spectra, corresponding to the multipole range going from $\ell \sim 700$ up to $\ell \sim 3000$, plays a key role in the determination of crucial parameters like the relativistic number of degrees of freedom N_{eff} , the primordial helium abundance Y_p and the running $dn/d \ln k$ of the scalar spectral index.

Among those parameters, Y_p can be determined unambiguously, assuming standard big bang nucleosynthesis (BBN) (and thus does not represent a free parameter of the theory), while $dn/d \ln k$ is expected to be negligible in most inflationary models. On the other hand, the effective number of relativistic degrees of freedom N_{eff} practically parametrizes the energy density of relativistic particles in the early Universe. In the standard scenario, with the three active relativistic neutrino species, a value of $N_{\text{eff}} = 3.046$ is expected [3]. Deviations from this value due to a non-vanishing neutrino chemical potential are possible but

bound to be small, especially in light of the recent evidences for a large value of the neutrino mixing angle θ_{13} ; see, e.g., [4,5]. Thus, a detection of $N_{\text{eff}} \neq 3.046$ would point to the presence of physics beyond the standard model of particle physics, like the existence of a yet unknown particle, e.g., a sterile neutrino.

In general, the small-scale CMB anisotropies are sensitive to the ionization and expansion history at the time of recombination. In fact, a great effort has been put towards taking into account all processes relevant to the standard recombination picture, and assessing how the corresponding uncertainties propagate to the C_ℓ 's and to the parameter estimates [6–17]. Currently, standard recombination physics is believed to be under control, with a consensus emerging between the two recombination codes HyRec [16] and CosmoRec [14], whose results on the ionization history agree at a level of 10^{-3} at $z \sim 1100$. On the other hand, a nonstandard recombination history is a possibility from the theoretical point of view. This includes delayed recombination scenarios [18] related, for example, to the presence of decaying or annihilating particles [19–26], or to the variation of fundamental constants [27–29]. Model-independent constraints on the allowed deviations from the

standard reionization history from recent CMB data have been discussed in Refs. [30,31].

Moreover, the damping tail is also affected by other physical effects generally taking place at a much later epoch, well after recombination. These include, for example, the extra-Galactic foreground emission of point sources, radio galaxies, the Sunyaev-Zel'dovich effect, and similar unresolved backgrounds. These foregrounds can however be well identified by their spectral and angular dependence and have in general a minimal correlation with the cosmological parameters.

More importantly, the CMB damping tail is affected by the lensing of CMB photons by dark matter clumps along the line of sight. This effect is linear, can be computed precisely, and depends on the same cosmological parameters that affect the primary CMB spectrum. However, the lensing amplitude is strictly dependent from the growth of perturbations. This quantity can be significantly different if, for example, general relativity is not the correct theory to describe gravity at very large scales. If the accelerated expansion of our Universe is indeed provided not by a dark energy component but by modified gravity, the perturbation growth could be dramatically different and change the expectations of lensing (see, for example, [32] and references therein). In order to test the correct amplitude of the lensing signal, one can introduce a calibration parameter A_L , as in [33], that scales the lensing potential in such a way that $A_L = 0$ corresponds to the complete absence of lensing, while $A_L = 1$ is the expected lensed result, assuming general relativity. A robust detection of A_L being different from unity would hint at the fact that general relativity is not the correct theory to describe gravity at cosmological scales.

The new ACT and SPT data, while broadly consistent with the expectations of the standard Λ CDM scenario, are indeed providing interesting hints for deviations from the simplest Λ CDM model when combined with the results from 7 years of observations from the WMAP satellite (WMAP7, [34]).

The SPT experiment, for example, is confirming an indication for a value for $N_{\text{eff}} > 3.046$. This indication, already present in the previous data release (see, e.g., [35–37]), is marginal when considering only the WMAP7 + SPT data with $N_{\text{eff}} = 3.62 \pm 0.48$ at 68% C.L. However, it is more significant when the SPT data are combined with the measurement of the Hubble constant $H_0 = 73.8 \pm 2.4 \text{ km s}^{-1} \text{ Mpc}^{-1}$ from the Hubble Space Telescope (HST) [38] and with information from baryonic acoustic oscillation (BAO) data (see Table 4 in [2]), yielding a final value of $N_{\text{eff}} = 3.71 \pm 0.35$.

At the same time, the ACT Collaboration presented a similar analysis obtaining different results. In particular, the WMAP7 + ACT data alone constrain the neutrino number to be $N_{\text{eff}} = 2.78 \pm 0.55$, i.e., perfectly consistent with the standard three-neutrino framework. When the

ACT data are combined with HST and BAO data, the value is higher, $N_{\text{eff}} = 3.52 \pm 0.39$, but still consistent with three-neutrino families (see Table III in [1]).

Interestingly, this is not the only tension between the two data sets. If we now consider the results on the lensing amplitude parameter, the SPT data set is fully compatible with the standard expectation, with $A_L = 0.86^{+0.15}_{-0.13}$ at 68% C.L. (see [39]), while the ACT data suggest a 2σ deviation from the standard expectation, with $A_L = 1.70 \pm 0.38$ at 68% C.L.

In this brief paper we further investigate these discrepancies by improving these analyses in two ways. First of all, we perform our analyses allowing *both* N_{eff} and A_L parameters to vary at the same time. As we will see, this allows us to better identify the tension between the two experiments. Secondly, we add the recent data set from nine years of observations coming from the WMAP satellite as in [40]. Both ACT and SPT teams used the previous 7-year WMAP data set in their papers and some (albeit small) differences are present when the updated data set is considered.

Our paper is organized as follows: in the next section we describe the analysis method, in Sec. III we present our results, and in Sec. IV we derive our conclusions.

II. DATA ANALYSIS METHOD

Our analysis is based on a modified version of the public CosmoMC [41] Monte Carlo Markov Chain (MCMC) code. We consider the following CMB data: WMAP9 [40], SPT [2], and ACT [1], including measurements up to a maximum multipole number of $l_{\text{max}} = 3750$. For all these experiments we make use of the publicly available codes and data. For the ACT experiment we use the “lite” version of the likelihood [42]. Since the ACT and SPT data sets are providing different results on the parameters, we will consider them separately. Thus, our basic CMB-only data sets consist of the WMAP9 + ACT and WMAP9 + SPT data.

We also consider the effect of including additional data sets to the basic data sets just described. Consistently with the measurements of the HST [38], we consider a Gaussian prior on the Hubble constant $H_0 = 73.8 \pm 2.4 \text{ km s}^{-1} \text{ Mpc}^{-1}$. We also include information from measurements of BAOs from Galaxy surveys. Here we follow the approach presented in [40], combining four data sets: 6dFGRS from [43], SDSS-DR7 from [44], SDSS-DR9 from [45], and WiggleZ from [46].

We sample the standard six-dimensional set of cosmological parameters, adopting flat priors on them: the baryon and cold dark matter densities $\Omega_b h^2$ and $\Omega_c h^2$, the ratio of the sound horizon to the angular diameter distance at decoupling θ , the optical depth to reionization τ , the scalar spectral index n_s , and the overall normalization of the spectrum A_s at $k = 0.05 \text{ Mpc}^{-1}$.

Since the ACT and SPT data are showing indications for deviations from their standard values, we also consider

TABLE I. Cosmological parameter values and 68% confidence level errors. The SPT and ACT data sets produce different values for some of the parameters, most notably N_{eff} and A_L .

Parameters	SPT + WMAP9	ACT + WMAP9	SPT + WMAP9 + HST + BAO	ACT + WMAP9 + HST + BAO
$\Omega_b h^2$	0.02264 ± 0.00051	0.02295 ± 0.00052	0.02250 ± 0.00034	0.02301 ± 0.00036
$\Omega_c h^2$	0.1232 ± 0.0080	0.112 ± 0.011	0.1308 ± 0.0067	0.1250 ± 0.0078
θ	1.0415 ± 0.0012	1.0410 ± 0.0025	1.0409 ± 0.0010	1.0388 ± 0.0021
τ	0.088 ± 0.014	0.090 ± 0.015	0.084 ± 0.013	0.087 ± 0.013
n_s	0.982 ± 0.018	0.975 ± 0.019	0.978 ± 0.011	0.983 ± 0.012
N_{eff}	3.72 ± 0.46	3.00 ± 0.61	3.78 ± 0.33	3.54 ± 0.41
A_L	0.85 ± 0.13	1.70 ± 0.37	0.79 ± 0.11	1.64 ± 0.32
H_0 [km/s/Mpc]	74.6 ± 3.7	70.9 ± 3.9	72.7 ± 1.7	71.7 ± 1.9
$\log(10^{10} A_s)$	3.169 ± 0.048	3.083 ± 0.044	3.198 ± 0.032	3.115 ± 0.034
Ω_Λ	0.736 ± 0.023	0.731 ± 0.025	0.710 ± 0.010	0.712 ± 0.011
Ω_m	0.264 ± 0.023	0.269 ± 0.025	0.290 ± 0.010	0.288 ± 0.011
Age/Gyr	13.14 ± 0.43	13.74 ± 0.57	13.10 ± 0.27	13.3 ± 0.34
D_{3000}^{SZ}	5.8 ± 2.4	...	6.0 ± 2.4	...
D_{3000}^{CL}	5.2 ± 2.1	...	5.3 ± 2.1	...
D_{3000}^{PS}	19.6 ± 2.5	...	19.5 ± 2.4	...
A_{SZ}	...	0.98 ± 0.57	...	0.89 ± 0.56
$\chi_{\text{min}}^2/2$	3806.25	3798.79	3808.96	3801.92

variations in the effective number of relativistic degrees of freedom N_{eff} and in the lensing amplitude parameter A_L as defined in [33], which simply rescales the lensing potential:

$$C_\ell^{\phi\phi} \rightarrow A_L C_\ell^{\phi\phi}, \quad (1)$$

where $C_\ell^{\phi\phi}$ is the power spectrum of the lensing field. We take flat priors on all the parameters; in particular, we take $1 < N_{\text{eff}} < 10$ and $0 < A_L < 4$.

In our basic runs, we do not consider the effect of massive neutrinos. We perform additional runs in which we allow for a nonvanishing neutrino mass, parametrized by means of the neutrino fraction $f_\nu \equiv \Omega_\nu/\Omega_c$. We always assume standard big bang nucleosynthesis, so that the helium abundance Y_p is uniquely determined by the values of $\Omega_b h^2$ and N_{eff} .

Finally, in order to assess the convergence of our MCMC chains, we compute the Gelman and Rubin $R - 1$ parameter demanding that $R - 1 < 0.03$.

III. RESULTS

As stated in the previous section, we consider the ACT and SPT data sets separately. We therefore perform the following four analyses: WMAP9 + ACT, WMAP9 + ACT + HST + BAO, WMAP9 + SPT, and WMAP9 + SPT + HST + BAO.

In Table I we report the constraints on the considered parameters from each run. As we can see, the ACT and SPT are providing significantly different constraints on the N_{eff} and A_L parameters.

In order to further investigate this discrepancy, we plot in Fig. 1 the 2-D constraints on the N_{eff} vs A_L plane for the CMB-only case and for the CMB + HST + BAO analysis.

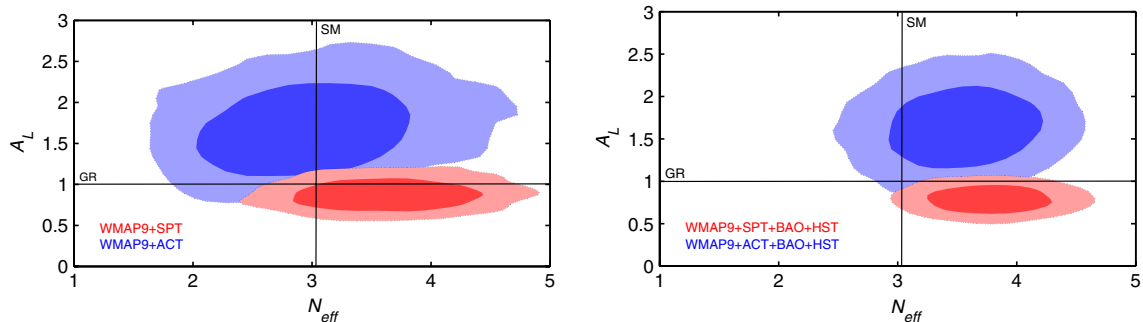


FIG. 1 (color online). Constraints in the A_L - N_{eff} plane from a CMB-only analysis (left panel) and including the HST prior and BAO (right panel). The blue contour (top left contour) includes the ACT data while the red contour (down right contour) refers to the SPT data. The line at $A_L = 1$ indicates the standard expectations based on general relativity. The line at $N_{\text{eff}} = 3.046$ indicates the prediction from the standard model with three neutrino flavors.

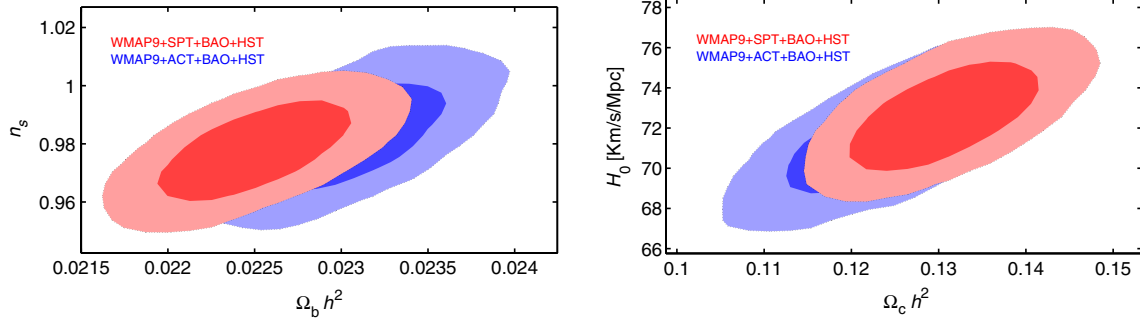


FIG. 2 (color online). Constraints in the $\Omega_b h^2$ - n_s plane (left panel) from ACT (blue contours, on the right side of the plot) and SPT (red contours, on the left side of the plot) and on the $\Omega_c h^2$ - H_0 plane (right panel) from ACT (blue contours, on the left side of the plot) and SPT (red contours, on the right side of the plot) including WMAP9, HST, and BAO data. The ACT-SPT tension is less pronounced for these parameters.

As we can see, a tension is clearly present since the central values for N_{eff} and A_L obtained from WMAP9 + ACT analysis are outside the 95% confidence level of the WMAP9 + SPT and vice versa. Namely, the ACT data set is pointing towards a value of N_{eff} consistent with the standard scenario of $N_{\text{eff}} = 3.046$, while (as seen from Table I and Fig. 1) preferring at the same time an exotic high value for the lensing potential, with A_L larger than unity at more than 95% C.L. when the BAO and HST data sets are included. Considering the 95% confidence levels, we found $A_L = 1.70^{+0.77}_{-0.67}$ for the WMAP + ACT analysis and $A_L = 1.64^{+0.67}_{-0.63}$ for the WMAP + ACT + BAO + HST.

The situation is opposite for the SPT data: while SPT is consistent with $A_L = 1$, N_{eff} is constrained to a larger value than the standard expectation. When also the HST and

BAO data are included, we see that not only a value of $N_{\text{eff}} > 3.04$ is suggested at more than 95% C.L., but also a value of A_L smaller than 1 is suggested at about 68% C.L.

In particular, we found that $A_L < 1.00$ at 95% C.L. from WMAP9 + SPT + BAO + HST, while $A_L > 1.03$ at 95% C.L. from WMAP9 + ACT + BAO + HST; i.e., for the lensing parameter, the SPT and ACT data sets are providing constraints that are in disagreement at more than 95% C.L.

It is interesting to note that the tension between the ACT and SPT data sets is clearly not limited to A_L or N_{eff} : also the constraints on H_0 , n_s , $\Omega_b h^2$, and $\Omega_c h^2$ appear to be quite different. The discrepancy is, however, less significant since the central values are inside the 95% confidence level of each analysis (see Fig. 2). We note, however, that

TABLE II. Cosmological parameter values and 68% confidence level errors for the analysis that considers massive neutrinos. As we can see, varying A_L strongly affects the constraints on the total neutrino mass. Vice versa, allowing for a neutrino mass renders the SPT value for A_L more compatible with the standard value while it exacerbates the problem for the ACT data set.

Parameters	SPT + WMAP9+ HST + BAO	SPT + WMAP9+ HST + BAO	ACT + WMAP9+ HST + BAO	ACT + WMAP9+ HST + BAO
$\Omega_b h^2$	0.02279 ± 0.00036	0.02271 ± 0.00039	0.02305 ± 0.00038	0.02317 ± 0.00038
$\Omega_c h^2$	0.1325 ± 0.0074	0.1323 ± 0.0074	0.1224 ± 0.0076	0.1248 ± 0.0077
θ	1.0410 ± 0.0011	1.0410 ± 0.0011	1.0393 ± 0.0021	1.0393 ± 0.0021
τ	0.088 ± 0.013	0.089 ± 0.014	0.094 ± 0.015	0.091 ± 0.014
n_s	0.989 ± 0.012	0.987 ± 0.013	0.985 ± 0.012	0.988 ± 0.013
N_{eff}	3.94 ± 0.37	3.92 ± 0.37	3.40 ± 0.39	3.56 ± 0.40
Σm_ν	0.43 ± 0.19	<0.74 (95% C.L.)	<0.41 (95% C.L.)	<0.53 (95% C.L.)
A_L	1.00	0.90 ± 0.14	1.00	1.82 ± 0.38
H_0 [km/s/Mpc]	72.2 ± 1.9	72.2 ± 1.9	70.5 ± 1.9	71.1 ± 1.8
$\log(10^{10} A_s)$	3.157 ± 0.034	3.168 ± 0.037	3.117 ± 0.038	3.115 ± 0.034
Ω_Λ	0.702 ± 0.012	0.702 ± 0.012	0.708 ± 0.011	0.707 ± 0.011
Ω_m	0.298 ± 0.012	0.298 ± 0.012	0.292 ± 0.011	0.293 ± 0.011
Age/Gyr	13.12 ± 0.29	13.09 ± 0.31	13.47 ± 0.33	13.36 ± 0.33
D_{3000}^{SZ}	5.9 ± 2.3	6.2 ± 2.4
D_{3000}^{CL}	5.3 ± 2.2	5.2 ± 2.1
D_{3000}^{PS}	19.2 ± 2.5	19.2 ± 2.5
A_{SZ}	0.96 ± 0.56	0.96 ± 0.57
χ^2_{min}	3809.03	3808.71	3804.32	3801.92

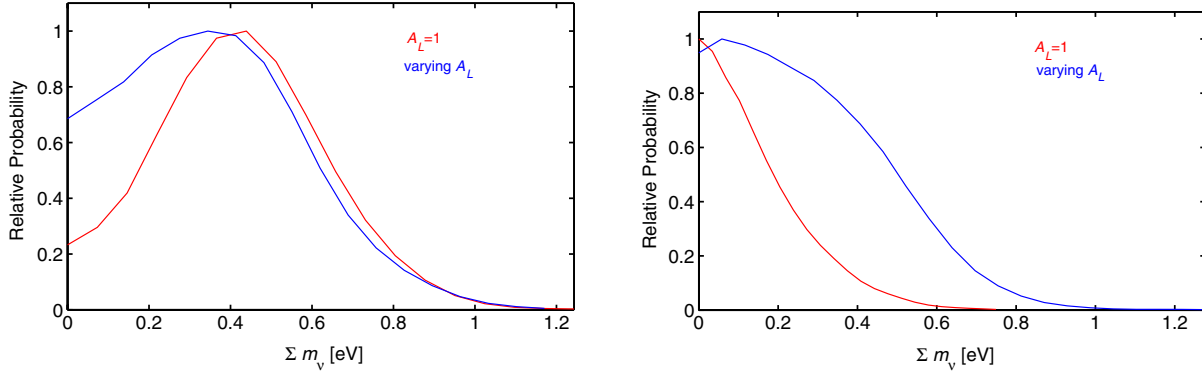


FIG. 3 (color online). Posterior distribution function for the total neutrino mass parameter Σm_ν from a SPT + WMAP + BAO + HST analysis (left panel) and ACT + WMAP + BAO + HST (right panel) in the case of fixing lensing to $A_L = 1$ and allowing it to vary. As we can see, if we allow the A_L parameter to vary, the small indication for a neutrino mass from the SPT analysis vanishes. At the same time, allowing the A_L parameter to vary weakens the constraints from ACT.

these discrepancies could also be explained by varying the recombination history; see, e.g., Ref. [31].

The results discussed so far are relative to the analysis in which all neutrinos are considered as relativistic and massless. Since the SPT data set is claiming a detection at 95% C.L. for a neutrino mass with $\Sigma m_\nu = 0.48 \pm 0.21$ in a WMAP7 + SPT + BAO + HST analysis (see [2]), it is clearly interesting to consider also massive neutrinos.

In Table II we present the constraint on cosmological parameters from the WMAP9 + SPT + HST + BAO and WMAP9 + ACT + HST + BAO data sets, respectively, when variation in the neutrino masses is included in two cases: varying A_L and fixing $A_L = 1$.

As we can see, while the ACT data set does not favor the presence of neutrino masses, the SPT data set gives $\Sigma m_\nu = 0.43 \pm 0.19$ at 68% C.L. in the case of $A_L = 1$. This is consistent with the results reported in [2] considering the different WMAP and BAO data sets. However, when A_L is allowed to vary, the evidence for a neutrino mass vanishes, as also clearly seen in Fig. 3.

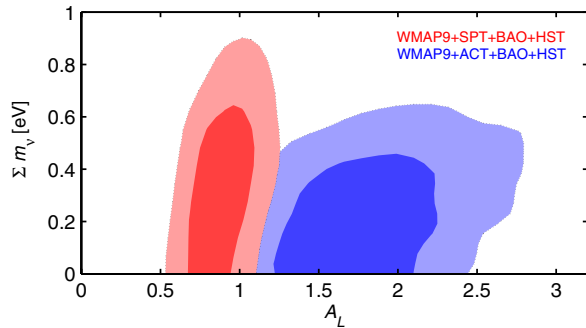


FIG. 4 (color online). Constraints in the A_L vs Σm_ν plane for the SPT + WMAP + BAO + HST and ACT + WMAP + BAO + HST data sets. A degeneracy is present between the two parameters: larger values for A_L allow larger neutrino masses to be more consistent with the data. The SPT indication for a neutrino mass is driven by the low value of A_L obtained in the neutrino massless case.

We can better see what is happening by looking at the constraints in the A_L vs Σm_ν plane in Fig. 4. As we can see, there is a degeneracy between A_L and Σm_ν . Namely, a larger value of Σm_ν decreases the lensing signal and can be compensated with a larger A_L . Since the SPT data set prefers smaller values of the lensing parameter, an analysis with $A_L = 1$ forces the neutrino mass to be more consistent with the data.

It is also worth mentioning that including a neutrino mass exacerbates the lensing problem for ACT. The lensing parameter A_L is even higher when massive neutrinos are considered (see Table III).

IV. DISCUSSION

In this paper we have pointed out a tension between the parameter values estimated from the recent ACT and SPT data sets. This discrepancy is not significantly more than the 95% confidence level.

The SPT experiment confirms the previous indications for a “dark radiation” component with $N_{\text{eff}} = 3.78 \pm 0.33$ at 68% C.L.; in particular, we have found that $N_{\text{eff}} > 3.16$ at more than 95% C.L. This result is clearly interesting since, if it is confirmed with larger significance by future data, it could possibly be explained by several physical mechanisms and would hint at new physics. In fact, a possible explanation for $N_{\text{eff}} > 3.046$ would be the presence of nonvanishing neutrino chemical potentials, i.e., of a cosmological lepton asymmetry. However, as shown in Refs. [4,5] through the analysis of BBN and CMB data, lepton asymmetries can at most account for $N_{\text{eff}} \approx 3.1$, given the recent measurements of the neutrino mixing angle θ_{13} by the Daya Bay [47] and RENO experiments [48] that exclude a zero value for θ_{13} with high significance.

Thus, if confirmed, a value of N_{eff} larger than 3.1 definitely requires some unconventional explanation. Sterile neutrinos, extra dimensions, gravity waves, or nonstandard

neutrino decoupling could all be viable new mechanisms to explain a value of N_{eff} larger than the standard value (see, e.g., [49]).

The ACT experiment is, on the contrary, fully consistent with $N_{\text{eff}} = 3.04$ even when the HST and BAO data sets are included. In particular, we found at 95% C.L. that $N_{\text{eff}} = 3.0_{-1.1}^{+1.4}$ for WMAP9 + ACT and $N_{\text{eff}} = 3.54_{-0.80}^{+0.79}$ for WMAP9 + ACT + BAO + HST. It is interesting to notice that our WMAP9 + ACT + BAO + HST run provides the constraint $N_{\text{eff}} = 3.54 \pm 0.41$ while a similar analysis from ACT gives $N_{\text{eff}} = 3.52 \pm 0.39$ but with $A_L = 1$ and with the WMAP7 data.

However, ACT presents a value for the lensing parameter that is off by more than 95% from the expected value $A_L = 1$. This result is probably more difficult to explain from a physical point of view than a deviation in N_{eff} and calls for more drastic changes in the cosmological model. A possible way to enhance the lensing signal is to assume a modification to general relativity. $f(R)$ models as those investigated in [32] could in principle enhance the lensing signal, even if it is not clear if they could enhance it by $\sim 70\%$ and be at the same time consistent with other independent limits coming from tests of general relativity, like, e.g., solar system tests. Other possible explanations include coupled dark energy models (see, e.g., [50] and references therein). Clearly, it may be that the ACT lensing signal is on the contrary simply produced by some unknown systematic as also suggested by the inclusion of the ACT deflection spectrum data, which shift the value to $A_L = 1.3 \pm 0.23$ [1]. However, it is not clear if this systematic could also affect the ACT constraint on N_{eff} and other parameters.

The SPT experiment is compatible with $A_L = 1$ but is suggesting a value $A_L < 1$ at about 68% C.L., especially when the BAO and HST data are also included.

The ACT and SPT measurements of A_L , even if we consider variation in the N_{eff} parameter, are in disagreement at more than 95% C.L.

Finally, we have also considered variation in the neutrino mass and show that the current indication for a

neutrino mass from the SPT + WMAP9 + BAO + HST run is driven by the lower lensing amplitude measured by SPT. If we allow the lensing parameter A_L to vary, the indication for a neutrino mass vanishes. Moreover, we have shown that the inclusion of a neutrino mass exacerbates the lensing problem for the ACT data with the A_L even more discrepant with the $A_L = 1$ case. The constraints on the neutrino mass from ACT are weaker when variations in A_L are considered.

In this paper we have only considered a limited set of parameters but the tension between SPT and ACT is present also in other, relevant, parameters. The SPT data set, for example, shows a preference for a negative running of the inflationary spectral index at more than 95% C.L., while the ACT data are consistent with a zero running in between the 95% C.L. (see Fig. 11 of [1]).

We therefore conclude that the whole picture is, at the moment, stimulating and puzzling at the same time. The ACT and SPT collaborations have provided an impressive confirmation of the theoretical expectations concerning the damping tail of the CMB anisotropy spectrum. However, they are also suggesting interesting deviations from the standard picture that are unfortunately very different and opposite. It will be the duty of future reanalyses of the ACT and SPT data (possibly stemming from within the collaborations themselves) and experiments (e.g., Planck) to finally decide whether what ACT and SPT are currently seeing is due to dark radiation, dark gravity, or more simply to an unidentified (hence, dark too) experimental systematic effect.

ACKNOWLEDGMENTS

It is a pleasure to thank Andrea Marchini and Valentina Salvatelli for help. We also acknowledge CASPUR for computational support. The work of ML has been supported by Ministero dell'Istruzione, dell'Università e della Ricerca (MIUR) through the PRIN grant ‘‘Galactic and extra-Galactic polarized microwave emission’’ (Contract No. PRIN 2009XZ54H2-002).

-
- [1] J. L. Sievers, R. A. Hlozek, M. R. Nolta, V. Acquaviva, G. E. Addison, P. A. R. Ade, P. Aguirre, M. Amiri *et al.*, [arXiv:1301.0824](https://arxiv.org/abs/1301.0824).
 - [2] Z. Hou, C. L. Reichardt, K. T. Story, B. Follin, R. Keisler, K. A. Aird, B. A. Benson, L. E. Bleem *et al.*, [arXiv:1212.6267](https://arxiv.org/abs/1212.6267).
 - [3] G. Mangano, G. Miele, S. Pastor, T. Pinto, O. Pisanti, and P. D. Serpico, *Nucl. Phys.* **B729**, 221 (2005).
 - [4] G. Mangano, G. Miele, S. Pastor, O. Pisanti, and S. Sarikas, *Phys. Lett. B* **708**, 1 (2012).
 - [5] E. Castorina, U. Franca, M. Lattanzi, J. Lesgourgues, G. Mangano, A. Melchiorri, and S. Pastor, *Phys. Rev. D* **86**, 023517 (2012).
 - [6] W. Hu, D. Scott, N. Sugiyama, and M. J. White, *Phys. Rev. D* **52**, 5498 (1995).
 - [7] S. Seager, D. D. Sasselov, and D. Scott, *Astrophys. J. Suppl. Ser.* **128**, 407 (2000).
 - [8] W. Y. Wong, A. Moss, and D. Scott, [arXiv:0711.1357](https://arxiv.org/abs/0711.1357).
 - [9] E. R. Switzer and C. M. Hirata, *Phys. Rev. D* **77**, 083006 (2008).

- [10] C. M. Hirata and E. R. Switzer, *Phys. Rev. D* **77**, 083007 (2008).
- [11] C. M. Hirata, *Phys. Rev. D* **78**, 023001 (2008).
- [12] J. A. Rubino-Martin, J. Chluba, W. A. Fendt, and B. D. Wandelt, [arXiv:0910.4383](https://arxiv.org/abs/0910.4383).
- [13] D. Grin and C. M. Hirata, *Phys. Rev. D* **81**, 083005 (2010).
- [14] J. Chluba and R. M. Thomas, [arXiv:1010.3631](https://arxiv.org/abs/1010.3631).
- [15] J. Chluba, G. M. Vasil, and L. J. Dursi, [arXiv:1003.4928](https://arxiv.org/abs/1003.4928).
- [16] Y. Ali-Haimoud and C. M. Hirata, *Phys. Rev. D* **83**, 043513 (2011).
- [17] J. R. Shaw and J. Chluba, [arXiv:1102.3683](https://arxiv.org/abs/1102.3683).
- [18] P. J. E. Peebles, S. Seager, and W. Hu, *Astrophys. J.* **539**, L1 (2000).
- [19] X.-L. Chen and M. Kamionkowski, *Phys. Rev. D* **70**, 043502 (2004).
- [20] N. Padmanabhan and D. P. Finkbeiner, *Phys. Rev. D* **72**, 023508 (2005).
- [21] L. Zhang, X. Chen, M. Kamionkowski, Z.-g. Si, and Z. Zheng, *Phys. Rev. D* **76**, 061301 (2007).
- [22] T. R. Slatyer, N. Padmanabhan, and D. P. Finkbeiner, *Phys. Rev. D* **80**, 043526 (2009).
- [23] S. Galli, F. Iocco, G. Bertone, and A. Melchiorri, *Phys. Rev. D* **80**, 023505 (2009).
- [24] G. Hutsi, J. Chluba, A. Hektor, and M. Raidal, *Astron. Astrophys.* **535**, A26 (2011).
- [25] S. Galli, F. Iocco, G. Bertone, and A. Melchiorri, *Phys. Rev. D* **84**, 027302 (2011).
- [26] S. Galli, T. R. Slatyer, M. Valdes, and F. Iocco, [arXiv:1306.0563](https://arxiv.org/abs/1306.0563).
- [27] M. Kaplinghat, R. J. Scherrer, and M. S. Turner, *Phys. Rev. D* **60**, 023516 (1999).
- [28] S. Galli, A. Melchiorri, G. F. Smoot, and O. Zahn, *Phys. Rev. D* **80**, 023508 (2009).
- [29] E. Menegoni, M. Archidiacono, E. Calabrese, S. Galli, C. J. A. P. Martins, and A. Melchiorri, *Phys. Rev. D* **85**, 107301 (2012).
- [30] M. Farhang, J. R. Bond, and J. Chluba, *Astrophys. J.* **752**, 88 (2012).
- [31] M. Farhang, J. R. Bond, J. Chluba, and E. R. Switzer, *Astrophys. J.* **764**, 137 (2013).
- [32] E. Calabrese, A. Cooray, M. Martinelli, A. Melchiorri, L. Pagano, A. Slosar, and G. F. Smoot, *Phys. Rev. D* **80**, 103516 (2009).
- [33] E. Calabrese, A. Slosar, A. Melchiorri, G. F. Smoot, and O. Zahn, *Phys. Rev. D* **77**, 123531 (2008).
- [34] E. Komatsu *et al.*, *Astrophys. J. Suppl. Ser.* **192**, 18 (2011).
- [35] Z. Hou, R. Keisler, L. Knox, M. Millea, and C. Reichardt, *Phys. Rev. D* **87**, 083008 (2013).
- [36] M. Archidiacono, E. Calabrese, and A. Melchiorri, *Phys. Rev. D* **84**, 123008 (2011).
- [37] E. Giusarma, M. Corsi, M. Archidiacono, R. de Putter, A. Melchiorri, O. Mena, and S. Pandolfi, *Phys. Rev. D* **83**, 115023 (2011).
- [38] A. G. Riess, L. Macri, S. Casertano, H. Lampeitl, H. C. Ferguson, A. V. Filippenko, S. W. Jha, W. Li, and R. Chornock, *Astrophys. J.* **730**, 119 (2011); **732**, 129(E) (2011).
- [39] K. T. Story, C. L. Reichardt, Z. Hou, R. Keisler, K. A. Aird, B. A. Benson, L. E. Bleem, J. E. Carlstrom *et al.*, [arXiv:1210.7231](https://arxiv.org/abs/1210.7231).
- [40] G. Hinshaw, D. Larson, E. Komatsu, D. N. Spergel, C. L. Bennett, J. Dunkley, M. R. Nolte, M. Halpern *et al.*, [arXiv:1212.5226](https://arxiv.org/abs/1212.5226).
- [41] A. Lewis and S. Bridle, *Phys. Rev. D* **66**, 103511 (2002).
- [42] J. Dunkley, E. Calabrese, J. Sievers, G. E. Addison, N. Battaglia, E. S. Battistelli, J. R. Bond, S. Das *et al.*, [arXiv:1301.0776](https://arxiv.org/abs/1301.0776).
- [43] F. Beutler, C. Blake, M. Colless, D. H. Jones, L. Staveley-Smith, L. Campbell, Q. Parker, W. Saunders, and F. Watson, *Mon. Not. R. Astron. Soc.* **416**, 3017 (2011).
- [44] N. Padmanabhan, X. Xu, D. J. Eisenstein, R. Scalzo, A. J. Cuesta, K. T. Mehta, and E. Kazin, *Mon. Not. R. Astron. Soc.* **427**, 2132 (2012).
- [45] L. Anderson *et al.*, *Mon. Not. R. Astron. Soc.* **427**, 3435 (2013).
- [46] C. Blake *et al.*, *Mon. Not. R. Astron. Soc.* **425**, 405 (2012).
- [47] F. P. An *et al.* (DAYA-BAY Collaboration), *Phys. Rev. Lett.* **108**, 171803 (2012).
- [48] J. K. Ahn *et al.* (RENO Collaboration), *Phys. Rev. Lett.* **108**, 191802 (2012).
- [49] S. Hannestad, A. Mirizzi, G. G. Raffelt, and Y. Y. Y. Wong, *J. Cosmol. Astropart. Phys.* **08** (2010) 001; A. Melchiorri, O. Mena, and A. Slosar, *Phys. Rev. D* **76**, 041303 (2007); T. L. Smith, E. Pierpaoli, and M. Kamionkowski, *Phys. Rev. Lett.* **97**, 021301 (2006); P. Binetruy, C. Deffayet, U. Ellwanger, and D. Langlois, *Phys. Lett. B* **477**, 285 (2000); T. Shiromizu, K. i. Maeda, and M. Sasaki, *Phys. Rev. D* **62**, 024012 (2000); S. Mukohyama, *Phys. Lett. B* **473**, 241 (2000).
- [50] M. Martinelli, L. Lopez Honorez, A. Melchiorri, and O. Mena, *Phys. Rev. D* **81**, 103534 (2010).