



Dynamics of a long chain in turbulent flows: Impact of vortices

Jason R Picardo, Rahul Singh, Samriddhi Sankar Ray, Dario Vincenzi

► To cite this version:

Jason R Picardo, Rahul Singh, Samriddhi Sankar Ray, Dario Vincenzi. Dynamics of a long chain in turbulent flows: Impact of vortices. Philosophical Transactions of the Royal Society A: Mathematical, Physical and Engineering Sciences, 2020. hal-03087862

HAL Id: hal-03087862

<https://hal.science/hal-03087862>

Submitted on 24 Dec 2020

HAL is a multi-disciplinary open access archive for the deposit and dissemination of scientific research documents, whether they are published or not. The documents may come from teaching and research institutions in France or abroad, or from public or private research centers.

L'archive ouverte pluridisciplinaire **HAL**, est destinée au dépôt et à la diffusion de documents scientifiques de niveau recherche, publiés ou non, émanant des établissements d'enseignement et de recherche français ou étrangers, des laboratoires publics ou privés.

Dynamics of a long chain in turbulent flows: Impact of vortices

Jason R. Picardo,^{1,*} Rahul Singh,^{2,†} Samriddhi Sankar Ray,^{2,‡} and Dario Vincenzi^{3,§}

¹*Department of Chemical Engineering, Indian Institute of Technology Bombay, Mumbai 400076, India*

²*International Centre for Theoretical Sciences, Tata*

Institute of Fundamental Research, Bangalore 560089, India

³*Université Côte d’Azur, CNRS, LJAD, Nice 06100, France*

We show and explain how a long bead-spring chain, immersed in a homogeneous, isotropic turbulent flow, preferentially samples vortical flow structures. We begin with an elastic, extensible chain which is stretched out by the flow, up to inertial-range scales. This filamentary object, which is known to preferentially sample the circular coherent vortices of two-dimensional (2D) turbulence, is shown here to also preferentially sample the intense, tubular, vortex filaments of 3D turbulence. In the 2D case, the chain collapses into a tracer inside vortices. In 3D, on the contrary, the chain is extended even in vortical regions, which suggests that it follows axially-stretched tubular vortices by aligning with their axes. This physical picture is confirmed by examining the relative sampling behaviour of the individual beads, and by additional studies on an inextensible chain with adjustable bending-stiffness. A highly-flexible, inextensible chain also shows preferential sampling in 3D, provided it is longer than the dissipation scale, but not much longer than the vortex tubes. This is true also for 2D turbulence, where a long inextensible chain can occupy vortices by coiling into them. When the chain is made inflexible, however, coiling is prevented and the extent of preferential sampling in 2D is considerably reduced. In 3D, on the contrary, bending stiffness has no effect, because the chain does not need to coil in order to thread a vortex tube and align with its axis.

I. INTRODUCTION

A three-dimensional (3D) incompressible turbulent flow has a peculiar geometrical structure which distinguishes it from a purely random field. The visualisation of the isosurfaces of enstrophy and energy dissipation indeed indicates that vorticity concentrates into tubular structures, while regions of intense strain are sheet-like [1] (see Fig. 1 for a visualization based on the Q -criterion [2]). Several Lagrangian studies have shown that the dynamics of objects smaller than the viscous-dissipation scale can depend sensitively on the nature of the local velocity gradient. Heavy particles, for instance, are ejected from vortical regions because of centrifugal forces and thus concentrate in strain-dominated ones [3, 4]. In turbulent channel flows, highly stretched polymers are mainly found in the regions of strong biaxial extension that surround the near-wall streamwise vortices [5–7]. Gyrotactic swimmers are trapped into the high-shear zones of a turbulent flow [8], while ellipsoidal swimmers preferentially sample low-vorticity zones [9]. Much less studied, however, is the case of an object whose size lies in the inertial range of turbulence; its translation is coupled to its internal dynamics, which in turn is directly affected by coherent structures of the flow. This situation has only just begun to receive attention, especially in the context of flexible fibers[10–15].

A bead-spring chain is a simple physical system that allows us to investigate the interaction between an extended filamentary object and the geometrical structure of a turbulent flow. Such a system has been widely employed in polymer physics [16] and is here generalised in order to describe a chain longer than the dissipation scale. It consists of a sequence of beads connected by phantom springs. The extensibility of the chain can be tuned by varying the strength and the

* jrpicardo@che.iitb.ac.in

† rahul.singh@icts.res.in

‡ samriddhisankarray@gmail.com

§ dario.vincenzi@unice.fr

maximum length of the springs, and its stiffness is controlled by a bending potential that depends on the angle between each neighbouring pair of springs. Even though a bead-spring chain can only be regarded as a very rudimentary model of an elastic filament, it has the basic properties needed to investigate the physical mechanisms that determine the motion of an extensible and flexible object in a turbulent flow. Moreover, its dynamics can be studied in detail with moderate numerical effort.

In [17], an extensible bead-spring chain was studied in a two-dimensional (2D), homogeneous, and isotropic, turbulent flow. It was shown that the centre of mass of the chain preferentially samples the vortical regions. This is because the chain is strongly stretched in high-strain regions and thus becomes unable to follow their evolution. It eventually gets trapped into one of the large-scale vortices that dominate a 2D turbulent flow. Inside the vortex, where straining is absent, it contracts and stays therein. Hence, in 2D turbulence, an extensible chain departs from straining regions but behaves like a tracer inside vortices, whence the preferential sampling of the latter.

Here we study the dynamics of a bead-spring chain in 3D turbulence where, unlike in 2D, vorticity-stretching leads to the formation of intense vortex tubes[18, 19], with significant straining along the tube axis. We address the question of whether preferential sampling of vortical regions persists in three dimensions and, if so, how it depends on the extensibility and flexibility of the chain.

II. EXTENSIBLE CHAIN

The system considered in the present study is a chain consisting of N_b identical, inertialess beads connected to their nearest neighbours by nonlinear springs with equilibrium length r_{eq} , maximum length r_m , and spring coefficient κ . The characteristic relaxation time of each spring is thus $\tau_E = \zeta/4\kappa$, which in turn sets the relaxation time of the chain $\tau_E^c = (N_b + 1)N_b\tau_E/6$ [20]. If \mathbf{x}_i , $1 \leq i \leq N_b$, denote the position vectors of the beads, it is convenient to describe the configuration of the chain in terms of the position of its centre of mass, $\mathbf{X}_c = (\sum_{i=1}^{N_b} \mathbf{x}_i)/N_b$, and the interbead separations $\mathbf{r}_j = \mathbf{x}_{j+1} - \mathbf{x}_j$, $1 \leq j \leq N_b - 1$.

We first consider a freely-jointed (the links do not oppose resistance to bending), extensible chain, as in [17]. The equations of motion for such a chain are:

$$\dot{\mathbf{X}}_c = \frac{1}{N_b} \sum_{i=1}^{N_b} \mathbf{u}(\mathbf{x}_i, t) + \frac{1}{N_b} \sqrt{\frac{r_{\text{eq}}^2}{6\tau_E}} \sum_{i=1}^{N_b} \boldsymbol{\xi}_i(t), \quad (1a)$$

$$\dot{\mathbf{r}}_j = \mathbf{u}(\mathbf{x}_{j+1}, t) - \mathbf{u}(\mathbf{x}_j, t) + \frac{1}{\zeta} (\mathbf{f}_{j+1}^E - \mathbf{f}_j^E) + \sqrt{\frac{r_{\text{eq}}^2}{6\tau_E}} [\boldsymbol{\xi}_{j+1}(t) - \boldsymbol{\xi}_j(t)], \quad (1 \leq j \leq N_b - 1). \quad (1b)$$

The elastic force on the j -th bead, \mathbf{f}_j^E , takes the form:

$$\mathbf{f}_j^E = \kappa \alpha_j \hat{\mathbf{r}}_j \frac{r_j}{1 - r_j^2/r_m^2} - \kappa \alpha_{j-1} \hat{\mathbf{r}}_{j-1} \frac{r_{j-1}}{1 - r_{j-1}^2/r_m^2} \quad (2)$$

with $r_j = |\mathbf{r}_j|$, $\hat{\mathbf{r}}_j = \mathbf{r}_j/r_j$ and

$$\alpha_j = \begin{cases} 0 & \text{if } j \leq 0 \text{ or } j = N_b \\ 1 & \text{otherwise.} \end{cases} \quad (3)$$

The divergence of the force at $r = r_m$ ensures that the length of the chain, $R = \sum_{j=1}^{N_b-1} r_j$, stays smaller than the maximum value $L_m = (N_b - 1)r_m$. The vectors $\boldsymbol{\xi}_j(t)$, $1 \leq j \leq N_b$, are independent

multi-dimensional white noises; they serve the purpose of modeling the collisions between the beads and the molecules of the fluid, thereby setting the equilibrium end-to-end length of the chain to $r_{\text{eq}}\sqrt{N_b - 1}$. Equations (1) generalise the well-known Rouse model of polymer physics [16] in such a way as to account for the nonlinearity of the velocity field. Indeed, in the original Rouse model the velocity differences between the beads are replaced by their first-order Taylor expansion in the separation vectors, because polymers are assumed to be much shorter than the smallest scale of the velocity field. Here the full velocity differences are retained, since the chain is allowed to extend into the inertial range of turbulence. An analogous generalisation was applied in [21–24] to the elastic dumbbell model ($N_b = 2$).

Finally, the velocity field $\mathbf{u}(\mathbf{x}, t)$ describes the motion of the fluid and is the solution of the incompressible Navier–Stokes equations,

$$\partial_t \mathbf{u} + \mathbf{u} \cdot \nabla \mathbf{u} = -\nabla p + \nu \Delta \mathbf{u} + \mathbf{F}, \quad \nabla \cdot \mathbf{u} = 0, \quad (4)$$

where p is pressure, ν the kinematic viscosity of the fluid, and $\mathbf{F}(\mathbf{x}, t)$ is a large-scale body forcing which maintains a homogeneous, isotropic and statistically stationary turbulent flow. We perform direct numerical simulations (DNS) on a 2π -periodic domain, using a standard de-aliased pseudo-spectral method. For 3D simulations, we use a $N^3 = 512^3$ spatial grid and a second order Adams–Bashforth time-integration scheme. The body-forcing $\mathbf{F}(\mathbf{x}, t)$ injects a constant amount of energy—equalling the mean dissipation rate ϵ —into the first two wave-number shells. The Kolmogorov dissipation time and length scales are given by $\tau_\eta = (\nu/\epsilon)^{1/2}$ and $\eta = (\nu^3/\epsilon)^{1/4} \approx 1.7 k_{\text{max}}$ (where $k_{\text{max}} = \sqrt{2}N/3$ is the maximum resolved wavenumber). The results presented below correspond to a flow with Taylor-Reynolds number $Re_\lambda = 2E\sqrt{5/(3\nu\epsilon)} = 196$ (where E is the mean kinetic energy), which is sufficiently large for a clear inertial range (albeit less than a decade) to emerge in the energy spectrum, and for the formation of distinct vortex tubes (cf. Fig. 1). We have checked that the sampling behaviour we describe persists even for smaller Re_λ of 123 and 64 as well, though it does intensify with Re_λ over this limited range.

While our primary focus is on chains in a 3D turbulent flow, it is helpful to compare their 3D dynamics with that in a 2D turbulent flow, especially when addressing the effects of extensibility and flexibility. For 2D flow simulations, a $N^2 = 1024^2$ spatial grid and a second order Runge–Kutta time-integration scheme is used, as in Ref. [17]. A constant-in-time forcing $\mathbf{F} = F_0 \sin(k_f x) \mathbf{e}_y$ is applied, where F_0 is the forcing amplitude and $k_f = 5$ is the forcing wavenumber, which sets the scale of the large coherent vortices, $2\pi k_f^{-1}$. An Ekman friction term [25, 26] with coefficient $\mu = 10^{-2}$ is included in (4) to damp out the energy at the large scales (due to an inverse cascade).

After the flow (3D or 2D) attains a stationary state, we introduce a large number of chains, of order 10^4 , each with $N_b = 20$ beads. We evolve many chains simultaneously only to obtain good statistics; the dynamics we study are of a single chain in the flow. The chains are given a small initial length, close to the no-flow equilibrium value. They are then allowed to be stretched out by the flow and attain a steady-state distribution before we begin recording statistics. The equations governing the dynamics of the centre-of-mass and separation vectors of the chain are integrated using a second-order Runge–Kutta scheme, augmented by a rejection algorithm [27] that prevents the nonlinear spring force from diverging as $|\mathbf{r}|$ approaches r_m . The chains are evolved with a time step $\Delta t_c = \Delta t_f/N_{\text{sub}}$, where Δt_f is the time-step of the fluid flow solver and N_{sub} is the number of sub-steps taken by the chain solver for every step of the fluid solver. The flow is assumed to be unchanging over the duration of the sub-steps. While N_{sub} is set to unity for the freely-jointed chain, used in this section, we use up to $N_{\text{sub}} = 10^3$ for accurately resolving the numerically-stiff dynamics of inextensible and inflexible chains, to be introduced later in § III and IV.

The influence of elasticity on the dynamics of the chain is described in terms of the elastic Weissenberg number $Wi_E = \tau_E^c/\tau_f$, which is the ratio of the chain relaxation time to the viscous-dissipation time-scale of the flow. For 3D turbulence, $\tau_f = \tau_\eta$, whereas for 2D flows we choose the




FIG. 1. Contours of \mathcal{Q} showing intense, rotational, vortex tubes (red, $\mathcal{Q} = +5\sqrt{\langle \mathcal{Q}^2 \rangle}$) enveloped by strong straining sheets (blue, $\mathcal{Q} = -2\sqrt{\langle \mathcal{Q}^2 \rangle}$), in three-dimensional homogeneous isotropic turbulence. The black scale bar at the top-left corner corresponds to a length of 35η .

small time-scale associated with the dissipation of enstrophy, $\tau_f = \langle 2\omega^2 \rangle^{-1/2}$, where $\langle \omega^2 \rangle$ is the mean enstrophy. For small Wi_E , the chain is in a contracted configuration and acts like a tracer; for large Wi_E , it is stretched out by the flow.

As mentioned in § I, the dynamics of an extensible chain was studied in [17] for a 2D turbulent flow forced at large spatial scales. The equilibrium size of the chain was assumed to be of the order of the dissipation scale, while L_m was much longer and comparable to the scale of the coherent vortices, $2\pi k_f^{-1}$, or even greater than it. When Wi_E was sufficiently large for the typical length of the chain to approach the size of the vortices, then the chain was shown to exhibit a marked preferential sampling of vortical regions. The mechanism that was proposed in [17] to explain this phenomenon, already sketched briefly in § I, can be summarised as follows:

1. Inside a vortex, where stretching is absent, the chain shrinks down to its equilibrium size. Since the equilibrium size of the chain is much smaller than the size of the vortex, the chain essentially behaves as a tracer and follows the vortex during its lifetime.
2. In a region of intense strain, the chain is stretched up to the extent that it cannot continue to follow the straining region. The chain eventually encounters a vortex that coils it up and ‘entraps’ it according to the dynamics described above.

The combination of these effects leads an extensible chain to stay inside large vortices and leave high-strain regions, which results in a strong preferential sampling of vortices. This phenomenon

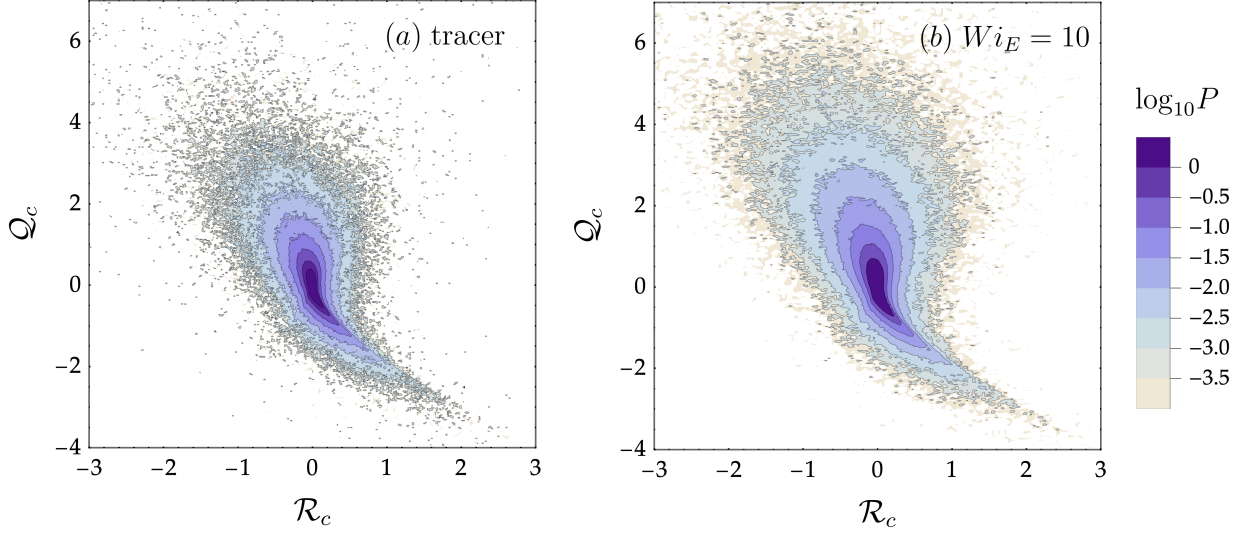


FIG. 2. Joint PDF of \mathcal{R}_c and \mathcal{Q}_c (a) for a tracer and (b) for an inertialess, freely-jointed, extensible chain with $Wi_E = 10$, $L_m = 40\eta$, $r_{eq} = 0.045\eta$.

was quantified in [17] by studying the Okubo-Weiss parameter [28, 29] evaluated at the position of the centre of mass of the chain,

$$\Lambda_c = \frac{\omega_c^2 - \sigma_c^2}{4\langle\omega^2\rangle}, \quad (5)$$

where ω_c and σ_c are the vorticity and the strain rate at the position of the centre of mass, respectively. We recall that positive values of Λ_c correspond to vorticity-dominated regions, whereas negative values indicate strain-dominated regions. For large enough values of Wi_E , the probability of positive values of Λ_c was found to be much higher than for a tracer transported by the same flow [17]. In addition, the joint probability density function (PDF) of R and Λ_c confirmed that the chain is contracted in vortical regions and extended in straining ones.

The first question we address here is whether or not an extensible chain exhibits preferential sampling of vortical regions also in a 3D turbulent flow. A substantial difference indeed exists between 2D and 3D flows. A 2D turbulent flow is characterised by large, long-lived vortices, inside which stretching is weak. In a 3D turbulent flow, vorticity concentrates into intense tubular structures with significant stretching along their axes. The dynamics of the chain in vorticity-dominated regions is therefore expected to be substantially different in the two cases.

In three dimensions, the local nature of the flow can be classified by using the \mathcal{Q} - \mathcal{R} representation of the velocity gradient [30]. If $\mathbf{A}_c = \tau_\eta \nabla \mathbf{u}(\mathbf{X}_c(t), t)$ denotes the rescaled velocity gradient at the position of the centre of mass, let $\mathcal{Q}_c = -\text{tr} \mathbf{A}_c^2 / 2$ and $\mathcal{R}_c = -\det \mathbf{A}_c$ be its second and third invariants. Since \mathcal{Q}_c can be rewritten as

$$\mathcal{Q}_c = \tau_\eta^2 \frac{\omega_c^2 / 2 - \mathbf{S}_c : \mathbf{S}_c}{2}; \quad \mathbf{S}_c = (\mathbf{A}_c + \mathbf{A}_c^T) / 2, \quad (6)$$

the sign of \mathcal{Q}_c discriminates between the regions dominated by vorticity ($\mathcal{Q}_c > 0$) and those dominated by strain ($\mathcal{Q}_c < 0$). Thus, \mathcal{Q}_c has a role analogous to that played by Λ_c in a 2D flow. Figure 1 presents a snapshot of the iso-surfaces of \mathcal{Q} from our 3D simulation, which clearly reveal sheet-like straining zones (large negative \mathcal{Q} in blue) in close proximity to intense tubular vortices (large positive \mathcal{Q} in red).

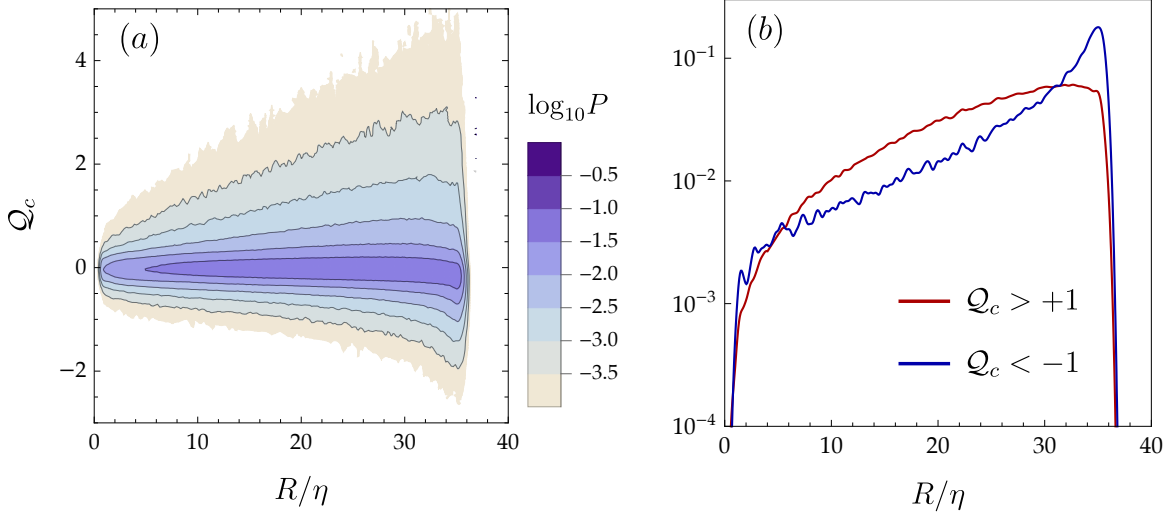


FIG. 3. (a) Joint PDF of the chain length R (rescaled by the dissipation scale η) and Q_c for a freely-jointed inextensible chain. (b) Conditional PDF of R rescaled by η given $Q_c < -1$ (blue curve) and $Q_c > 1$ (red curve). The parameters are $Wi_E = 10$, $L_m = 40\eta$, $r_{eq} = 0.045\eta$ in both panels.

Figure 2 compares the steady-state joint PDFs of \mathcal{R}_c and Q_c for a tracer particle (panel *a*) and for the extensible chain with a large $Wi_E = 10$ (panel *b*). The chain has an equilibrium size of about 0.4η and a maximum extension $L_m = 40\eta$, so that when the chain is stretched R lies in the inertial range and is comparable to the typical size of vortex tubes in our simulations (cf. the vortex tubes and scale bar in Figure 1). The shape of the joint PDF of the chain is similar to that of the tracer, with a majority of positive Q_c values occurring along with negative \mathcal{R}_c , which indicates vortex stretching rather than compression [30]. However, the probability of sampling positive Q_c is significantly larger for the chain, than for the tracer. Therefore, we deduce that preferential sampling of vorticity-dominated regions persists in three dimensions.

As mentioned above, however, a major difference exists between the chain dynamics in 2D and 3D turbulence. This is reflected in the conditional PDF of the chain length R given the value of Q_c , presented in figure 3*b*, which shows that contrary to the 2D case the chain is considerably stretched not only in strain-dominated but also in vorticity-dominated regions. This difference is clear from the comparison of the joint PDF of R and Q_c , shown in figure 3*a*, with its 2D analog (see figure 3 in [17]) and has important consequences for preferential sampling. In two dimensions, indeed, the contraction of the chain inside vortices was identified as an essential element of the sampling dynamics [17] (though we shall revisit this idea in section IV). In three dimensions, the chain does not collapse into a tracer even when the flow has a strong vortical nature (figure 3*b*): Hence, the mechanism leading to preferential sampling ought to be different from that operating in 2D turbulence.

Now, the only way an elongated chain can remain inside a vortex tube of comparable length, is if it aligns itself along the vortex axis. Given that the majority of vortices are axially stretched (figure 2), this scenario is consistent with our observation that the chain is typically stretched out inside a vortex (figure 3*b*). In contrast, it is unlikely that the entire chain can be encapsulated into straining regions, given their less coherent, sheet-like topology. Moreover, the evolution of straining regions is much more non-local in nature than that of the vortex tubes [31], which tend to move with the fluid, except for the effects of viscous diffusion (in the inviscid limit the tubes would be ‘frozen’ into the fluid as a consequence of Kelvin’s circulation theorem [19]). Thus, we expect a chain to be able to enter and follow a vortex tube more easily than a straining region.

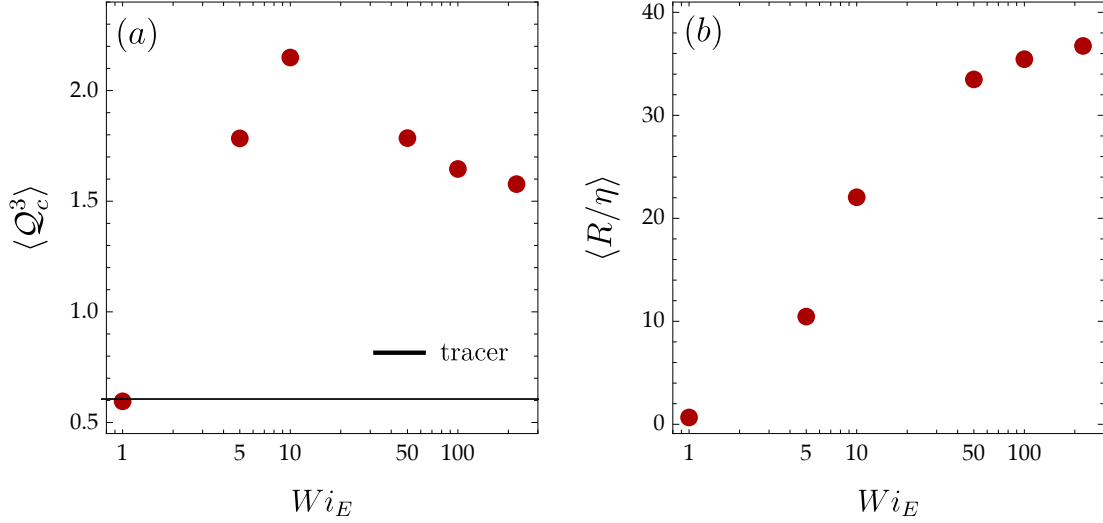


FIG. 4. (a) Third moment of the distribution of Q and (b) the average chain length as a function of Wi_E , for fixed $L_m = 40\eta$ and $r_{eq} = 0.045\eta$. The value of $\langle Q_c^3 \rangle$ for a tracer is shown as a horizontal black line in panel a; it is positively skewed due to the presence of intense vortex tubes.

This explanation implies that there is an ideal chain elasticity for preferential sampling: If Wi_E is too small then the chain acts like a tracer, whereas, if Wi_E is too large then the chain may stretch out beyond the length of the vortex tubes and be unable to reside inside them. This intuition is corroborated by figure 4, which shows the effect of Wi_E on preferential sampling (panel a), as well as on the mean length of the chain (panel b). We find that the third moment of the PDF of Q_c , whose positivity implies a higher probability of positive Q_c , varies non-monotonically with Wi_E , peaking at a value which corresponds to a mean chain length $\langle R \rangle \approx 20\eta$. For larger Wi_E , all the chains approach the maximum chain length $L_m = 40\eta$ and cannot reside within the vortex tubes as effectively (cf. figure 1).

We shall present more direct evidence for our explanation of 3D preferential sampling in section IV. But first, let us address the question that naturally arises from figure 3a: Is elasticity essential for preferential sampling, given that the chains are stretched out even inside vortices? The physical picture of chains aligning along vortex tubes would hold even for long chains of a fixed length, and so we would expect such inextensible chains to show preferential sampling as well. We test this idea in the next section.

III. INEXTENSIBLE CHAIN

In order to describe a ‘macroscopic’ inextensible chain, we disregard Brownian fluctuations in (1) and replace \mathbf{f}_j^E with

$$\tilde{\mathbf{f}}_j^E = \kappa \alpha_j \hat{\mathbf{r}}_j (r_j - r_{eq}) - \kappa \alpha_{j-1} \hat{\mathbf{r}}_{j-1} (r_{j-1} - r_{eq}), \quad (7)$$

where r_{eq} still has the meaning of equilibrium length of the springs. Wi_E is set to a very small value to ensure that the chain is in effect inextensible. Its length is then $L = (N_b - 1)r_{eq}$ (in the simulations, we set $Wi_E = 0.1$, which ensures that R differs from L by 2% at most).

We now consider an inextensible chain having the same length as the maximum length of the extensible chain (with $Wi_E = 10$) considered in § II, *i.e.* we take $L = L_m = 40\eta$. The PDFs of

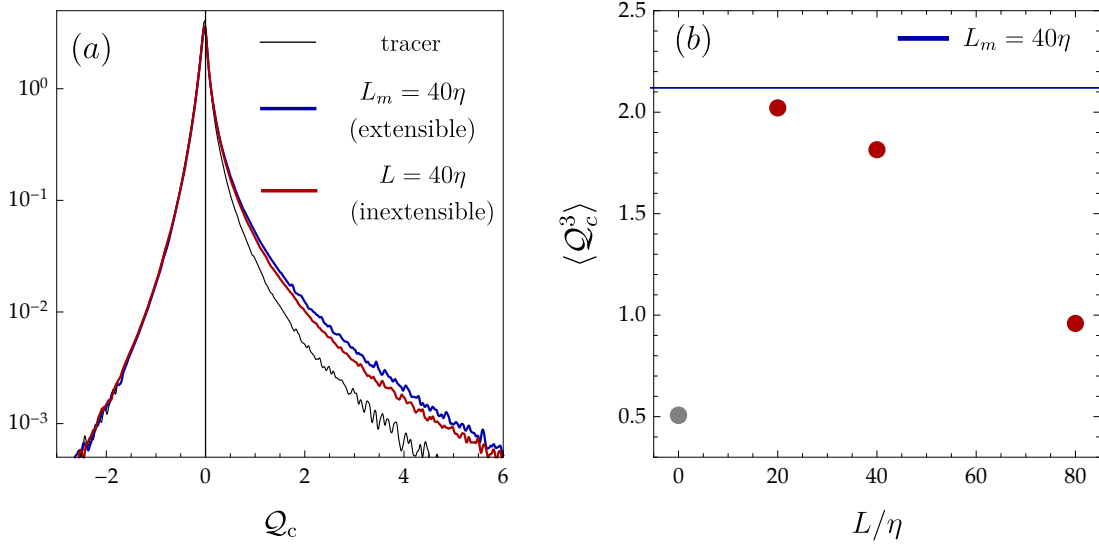


FIG. 5. PDF of Q_c for a tracer (black curve), an extensible chain with $Wi_E = 10$, $r_{eq} = 0.045\eta$ and $L_m = 40\eta$ (blue curve), and an inextensible chain with $L = L_m$ (red curve). (b) Third moment of the PDF of Q_c for a tracer (grey bullet) and for an inextensible chain with various lengths L (red bullets). The blue line indicates the value of $\langle Q_c^3 \rangle$ for the extensible of panel a. The mean length of this extensible chain is close to 20η , as seen in figure 4b (case of $Wi_E = 10$).

Q_c for the two cases are compared in figure 5a. The absence of extensibility is seen to have only a small effect.

The influence of the length of the inextensible chain on the level of preferential sampling is depicted in figure 5b, in terms of the third moment of Q_c . Here, we see the same non-monotonic variation of $\langle Q_c^3 \rangle$ with L , that we saw with Wi_E for the extensible chain (figure 4a). Moreover, the value of $\langle Q_c^3 \rangle$ for $L = 20\eta$ is very close to that of the extensible chain (horizontal line in panel b), which has a mean length $\langle R \rangle \approx 20\eta$ (case of $Wi_E = 10$ in figure 4b). These results clearly demonstrate that preferential sampling persists even when the chain is not collapsible. Indeed the only role of extensibility is to allow a chain with a short equilibrium length to be stretched by the flow and reach the appropriate length for staying in a vortex; it does not influence the preferential-sampling dynamics otherwise. This finding supports our intuition regarding the mechanism of preferential sampling whereby the chain resides in intense vortical regions by aligning with the axis of vortex tubes. Such a mechanism, indeed, does not rely on the extensibility of the chain, and is equally applicable to inextensible, but long, chains.

The results in figure 5b also confirm our understanding of figure 4b, that there is an optimal length for preferential sampling—either attained dynamically by stretching or permanently fixed from the outset—that is comparable to the characteristic linear size of vortex tubes.

IV. INFLEXIBLE CHAIN

So far we have considered a chain that does not oppose bending. However, taking the bending stiffness of the chain into account allows us to further understand preferential sampling in 3D turbulence. Specifically, by increasing the stiffness of the chain, we can check whether it is necessary for chains to be able to coil in order to enter vortex tubes. Coiling certainly plays an important role in preferential sampling in 2D turbulence, as demonstrated indirectly in [17], where the deformability of the chain was controlled by changing N_b while keeping L_m fixed. Here, we directly

incorporate the forces arising from bending stiffness into the equations of motion, by assuming that the chain has a bending energy given by [32]

$$E^B = A r_{eq}^{-1} \sum_{j=2}^{N_b-1} (1 - \hat{\mathbf{r}}_j \cdot \hat{\mathbf{r}}_{j-1}), \quad (8)$$

where $A > 0$ determines the bending stiffness. (Note that our definition of the separation vectors \mathbf{r}_j differs from that used in [32].) The bending energy generates a force that depends on the angle between two neighbouring links and whose effect is to restore the chain into a rod-like configuration. The form of the force on the j -th bead is [32]

$$\begin{aligned} \mathbf{f}_j^B = \frac{A}{r_{eq}} & \left[\frac{\alpha_{j-2}}{r_{j-1}} \hat{\mathbf{r}}_{j-2} - \left(\frac{\alpha_{j-2}}{r_{j-1}} \hat{\mathbf{r}}_{j-2} \cdot \hat{\mathbf{r}}_{j-1} + \frac{\alpha_{j-1}}{r_j} + \frac{\alpha_{j-1}}{r_{j-1}} \hat{\mathbf{r}}_{j-1} \cdot \hat{\mathbf{r}}_j \right) \hat{\mathbf{r}}_{j-1} \right. \\ & \left. + \left(\frac{\alpha_{j-1}}{r_j} \hat{\mathbf{r}}_{j-1} \cdot \hat{\mathbf{r}}_j + \frac{\alpha_{j-1}}{r_{j-1}} + \frac{\alpha_j}{r_j} \hat{\mathbf{r}}_j \cdot \hat{\mathbf{r}}_{j+1} \right) \hat{\mathbf{r}}_j - \frac{\alpha_j}{r_j} \hat{\mathbf{r}}_{j+1} \right], \quad (9) \end{aligned}$$

where α_j was defined in (3). The characteristic time associated with this force is $\tau_B = \zeta r_{eq}^3/A$, and a dimensionless measure of it is the ‘bending’ Weissenberg number $Wi_B = \tau_B/\tau_\eta$. The chain is inflexible and rod-like for small Wi_B , while the freely-jointed limit is recovered for large Wi_B .

With the addition of the bending stiffness, the evolution equations for an inertialess, inextensible chain become:

$$\dot{\mathbf{X}}_c = \frac{1}{N_b} \sum_{i=1}^{N_b} \mathbf{u}(\mathbf{x}_i, t), \quad (10a)$$

$$\dot{\mathbf{r}}_j = \mathbf{u}(\mathbf{x}_{j+1}, t) - \mathbf{u}(\mathbf{x}_j, t) + \frac{1}{\zeta} (\tilde{\mathbf{f}}_{j+1}^E - \tilde{\mathbf{f}}_j^E) + \frac{1}{\zeta} (\mathbf{f}_{j+1}^B - \mathbf{f}_j^B) \quad (1 \leq j \leq N_b - 1). \quad (10b)$$

We begin by assessing the effect of bending stiffness on preferential sampling in two dimensions. As we already appreciate the importance of coiling in 2D [17], studying the impact of bending stiffness in this case will help us better understand the results in 3D. Moreover, this also provides us with the opportunity to check whether extensibility is crucial for preferential sampling in 2D as suggested in [17], *i.e.*, whether it is essential for a chain inside a vortex to collapse to a tracer, or if it is sufficient for a long chain to simply coil into the vortex.

Figure 6 presents snapshots of the inextensible chains overlaid on the vorticity field, for a highly flexible (panel *a*), a moderately flexible (panel *b*), and an inflexible (panel *c*) case (see also the movies in [33]). We see that the highly flexible chain is coiled up by the vortices and stays almost entirely within them. The stiff rod-like chain, however, is unable to coil, and thus while some portions of the chain linger within vortices, the entire chain can never be entrapped by a vortex and preferential sampling weakens considerably. This effect of bending stiffness, which is exactly as anticipated in [17], is shown quantitatively by the PDFs of Λ_c in figure 6*d* (see (5) for the definition of Λ_c).

Figure 6*d* also allows us to address the role of extensibility in 2D, by comparing the PDF of Λ_c for an extensible, freely-jointed, chain ($Wi_E = 20$, studied in [17]) with the PDF for the inextensible, highly flexible chain ($Wi_B = 0.4$). The extensible chain has a small equilibrium length of 0.04 and a maximum length $L_m = 1.25$, which equals the fixed length L of the inextensible chain. We see that while there is a small reduction of the degree of preferential sampling when the chain is unable to collapse to a tracer-like object, the long inextensible chains are still able to occupy vortices effectively (Figure 6*a*), provided of course that they are flexible. Therefore, extensibility

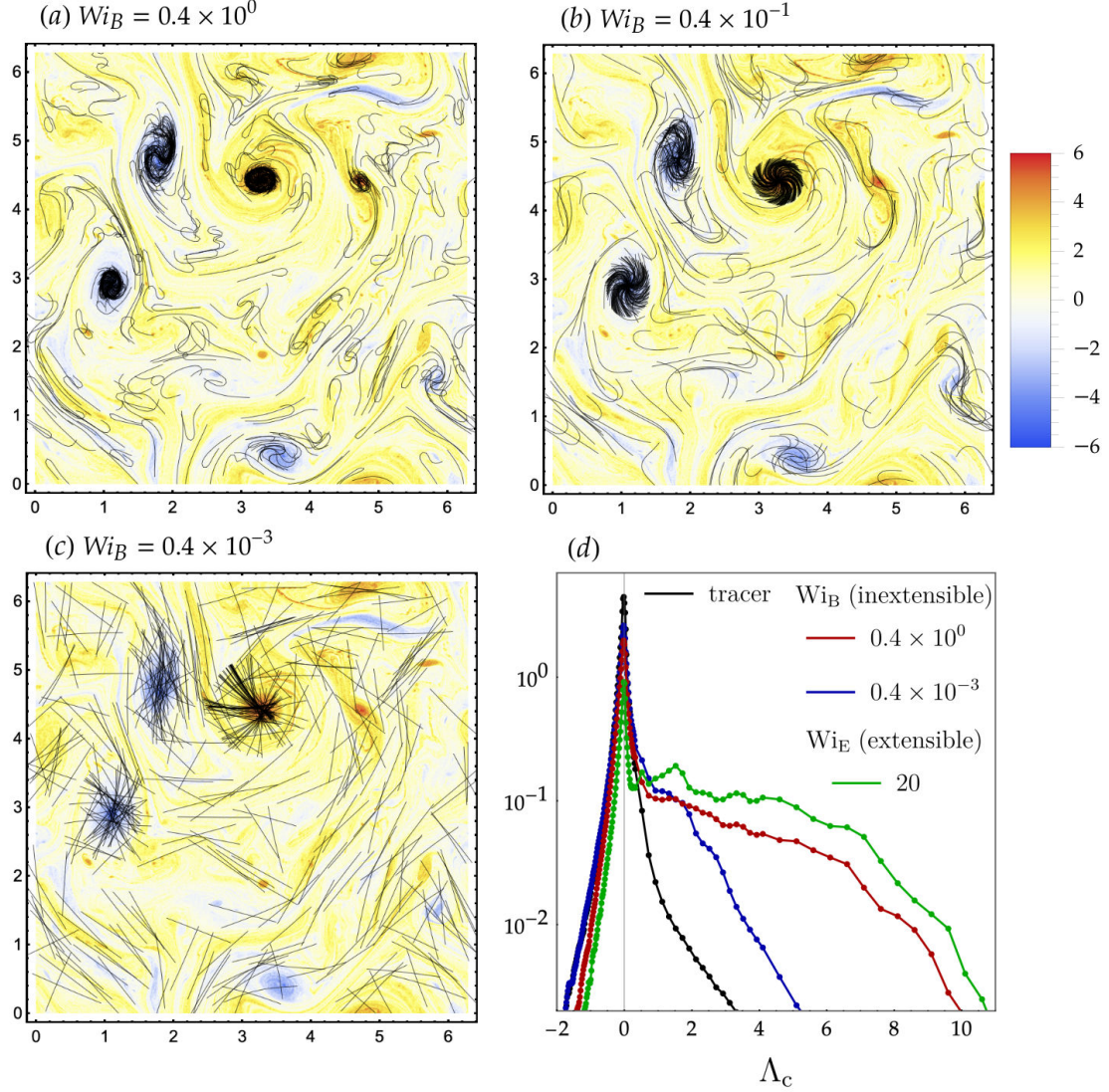


FIG. 6. Snapshots of an ensemble of inextensible chains (black lines) in a 2D turbulent flow, overlaid on the vorticity field, corresponding to (a) $Wi_B = 0.4$ (highly flexible), (b) $Wi_B = 0.4 \times 10^{-2}$ (moderately flexible) and (c) $Wi_B = 0.4 \times 10^{-3}$ (inflexible). It should be noted that several chains are plotted at the same time in order for the reader to visualise the preferential sampling of vortices more easily. There is, however, no interaction between the chains. The length of the chain L is equal to the large vortex scale $2\pi/k_f = 1.25$. (c) PDF of the Okubo–Weiss parameter for the inextensible chain of panels *a* and *c*, along with the PDF for a tracer, as well as that for an extensible chain ($Wi_E = 20$) with equilibrium size of 0.04 and maximum length L_m equal to the length L of the inextensible chain.

is not a crucial ingredient for preferential sampling, either in 2D or in 3D (shown in section III). However, it does have a more significant effect in 2D because extensible chains can collapse to tracers inside 2D vortices, whereas this is not possible inside axially-stretched 3D vortex tubes.

Returning to the effect of the bending stiffness, we have shown above that in 2D it strongly affects the preferential sampling of vortical regions because chains must coil in order to enter vortices. We now examine the effect of the bending stiffness in three dimensions. Figure 7*a* shows the PDF of Q_c for a long inextensible chain ($L = 20\eta$) with different values of Wi_B , corresponding to a highly flexible ($Wi_B = 10^1$), a moderately flexible ($Wi_B = 10^{-1}$), and a rod-like inflexible

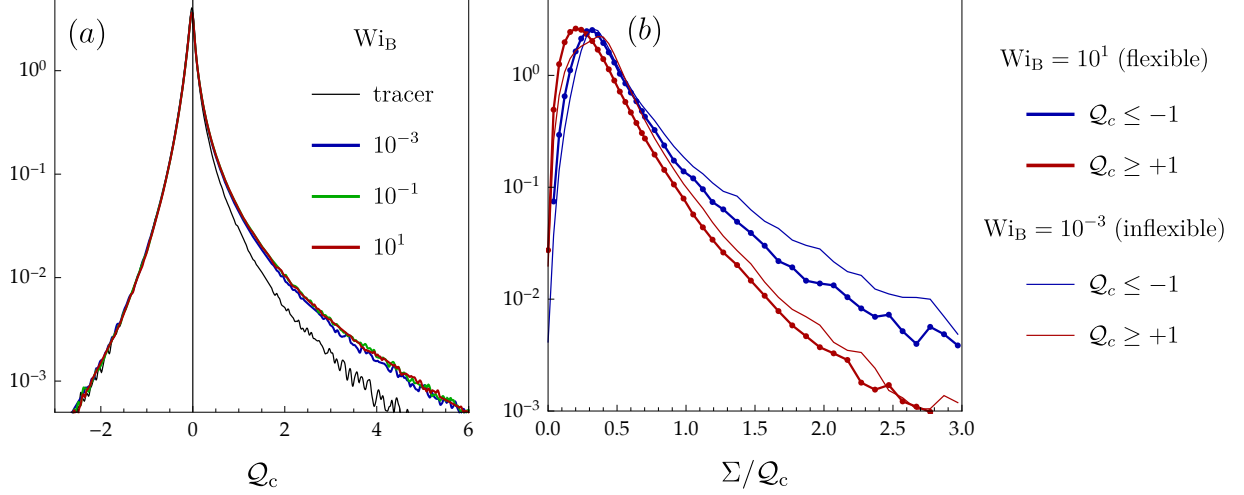


FIG. 7. (a) PDF of Q_c for a tracer and for an inextensible chain ($L = 20\eta$) with bending stiffness varying from that of a highly flexible chain ($Wi_B = 10^1$) to that of a rod-like inflexible one ($Wi_B = 10^{-3}$). (b) PDF of the standard deviation Σ of the values of Q_j sampled by the beads of a chain, conditioned on the center-of-mass being in a vortical ($Q_c \geq +1$) or straining region ($Q_c \leq -1$). Results are shown for the cases of a highly flexible ($Wi_B = 10^1$) and inflexible ($Wi_B = 10^{-3}$) chain of panel a.

($Wi_B = 10^{-3}$) chain. The PDF clearly does not vary with Wi_B , which is an unequivocal indication that, in three dimensions, the bending stiffness has no effect on preferential sampling. This fact provides further confirmation of our explanation of preferential sampling of vortical regions in 3D turbulence. If the main mechanism is the alignment of the chain with the axis of the tubular structures on which vorticity concentrates, the chain does not need to coil in order to reach and keep that configuration. It is then natural that the bending stiffness does not affect preferential sampling in three dimensions.

All our results, thus far, point to the ability of chains to thread vortex tubes and follow them by aligning with the vortex axis. In contrast, no such mechanism exists for chains to reside inside straining zones which have a complex geometry and evolve non-locally, as pointed out earlier in section II. Indeed this difference between vortical and straining regions forms the basis for our explanation of preferential sampling. Therefore, it is important to support this claim with some direct evidence. To this end, we denote by Q_j the value of Q at the position of the j -th bead, \mathbf{x}_j . We then consider the mean μ and standard deviation Σ of Q_j over the N_b beads of the chain:

$$\mu = \langle Q_j \rangle_b \quad \text{and} \quad \Sigma = \langle (Q_j - \mu)^2 \rangle_b^{1/2} \quad (11)$$

with $\langle \cdot \rangle_b$ denoting the average over $j = 1, \dots, N_b$. Figure 7b compares the conditional PDFs of Σ for chains in rotational ($Q_c \geq +1$) and straining ($Q_c \leq -1$) regions, for both flexible and inflexible (inextensible) chains. In both cases, we see that Σ is typically greater when the centre of mass of the chain is in a high-strain region. This finding confirms that it is generally easier for a chain, even if it is rod-like, to reside within vortex tubes than within straining regions.

V. CONCLUSION

We have shown that a long bead-spring chain—a simple model for filamentary objects—preferentially samples vortical regions of both 2D and 3D turbulent flows. This behaviour is

exhibited by a long inextensible chain, as well as an extensible one that has a small equilibrium length, but which is stretched out to inertial-range scales by the flow. The key difference between the underlying mechanisms in 2D and 3D is revealed by the contrasting behaviour of inflexible chains. In 2D, where the chain must coil in order to be trapped within vortices, bending-stiffness inhibits preferential sampling. In 3D, however, an inflexible chain exhibits the same sampling behaviour as a fully-flexible one, because the chain follows tubular vortices by aligning with their axes, and neither bending nor extensibility is essential for this to occur.

The extent of preferential sampling is much stronger in 2D than in 3D turbulence (compare the difference between the PDFs for a tracer and the chain in figure 6*d* and figure 7*a*). This is because 2D coherent vortices have much longer lifetimes than 3D vortex tubes, allowing the chain to spend a much larger fraction of time inside the former. On the other hand, the preferential sampling phenomenon is more robust in 3D, as it persists regardless of the extensibility or flexibility of the chain.

Filamentary objects in turbulent flows are encountered in several physical situations, from fibres in the paper industry, to micro-plastics and algae in oceanic environments. The understanding of the sampling behaviour of individual chains developed here sets the stage for future studies of the transport, dispersion, and settling of filaments in turbulent suspensions, for which, however, additional physical effects such as intra and inter-chain hydrodynamic interactions must be considered.

ACKNOWLEDGMENTS

We thank J. Bec for several useful discussions on this topic. DV acknowledges his Associateship with the International Centre for Theoretical Sciences, Tata Institute of Fundamental Research, Bangalore 560089, India. JRP, SSR, and DV acknowledge the support of the Indo-French Centre for Applied Mathematics (IFCAM). JRP acknowledges funding from the IITB-IRCC seed grant. SSR and RS acknowledge support of the DAE, Govt. of India, under project no. 12-R&D-TFR-5.10-1100.

-
- [1] Schumacher J, Kerr RM, Horiuti K 2012 Structure and dynamics of vorticity in turbulence. In *Ten Chapters in Turbulence*, eds. Davidson PA, Kaneda Y, Sreenivasan KR, pp. 43-86. Cambridge, UK: Cambridge University Press.
 - [2] Dubief Y, Delcayre F 2000 On coherent-vortex identification in turbulence. *J. Turbul.* **1** N11.
 - [3] Maxey MR 1987 The gravitational settling of aerosol particles in homogeneous turbulence and random flow fields. *J. Fluid Mech.* **174**, 441–465.
 - [4] Squires K, Eaton J 1991 Preferential concentration of particles by turbulence. *Phys. Fluids* **3A**, 1169–1178.
 - [5] Stone PA, Graham MD 2003 Polymer dynamics in a model of the turbulent buffer layer. *Phys. Fluids* **15**, 1247.
 - [6] Terrapon VE, Dubief Y, Moin P, Shaqfeh ESG, Lele SK 2004 Simulated polymer stretch in a turbulent flow using Brownian dynamics. *J. Fluid Mech.* **504**, 61–71.
 - [7] Bagheri F, Mitra D, Perlekar P, Brandt L 2012 Statistics of polymer extensions in turbulent channel flow. *Phys. Rev. E* **86**, 056314.
 - [8] Santamaria F, De Lillo F, Cencini M, Boffetta G 2014 Gyrotactic trapping in laminar and turbulent Kolmogorov flow. *Phys. Fluids* **26**, 111901.
 - [9] Pujara N, Koehl MAR, Variano EA 2018 Rotations and accumulation of ellipsoidal microswimmers in isotropic turbulence *J. Fluid Mech.* **838**, 356–368.
 - [10] Brouzet C, Verhille G, Le Gal P 2014 Flexible fiber in a turbulent flow: A macroscopic polymer. *Phys. Rev. Lett.* **112**, 074501.

- [11] Verhille G, Bartoli A, 3D conformation of a flexible fiber in a turbulent flow. *Exp. Fluids* **57**, 117.
- [12] Gay A, Favier B, Verhille G 2018 Characterisation of flexible fibre deformations in turbulence. *EPL* **123**, 24001.
- [13] Rosti ME, Banaei AA, Brandt L, Mazzino A 2018 Flexible fiber reveals the two-point statistical properties of turbulence. *Phys. Rev. Lett.* **121**, 044501.
- [14] Dotto D, Marchioli C. 2019 Orientation, distribution, and deformation of inertial flexible fibers in turbulent channel flow. *Acta Mech.* **230**, 597–621.
- [15] Rosti ME, Olivieri S, Banaei AA, Brandt L, Mazzino A, 2019 Flowing fibers as a proxy of turbulence statistics. *Meccanica*, in press
- [16] Doi M, Edwards SF 1986 *The Theory of Polymer Dynamics*. Oxford: Oxford University Press.
- [17] Picardo JR, Vincenzi D, Pal N, Ray SS 2018 Preferential sampling of elastic chains in turbulent flows. *Phys. Rev. Lett.*, **121**, 244501.
- [18] Moffat HK, Kida S, Ohkitani K. 1994 Stretched vortices — the sinews of turbulence; large-Reynolds-number asymptotics. *J. Fluid Mech.*, **259**, 241–264.
- [19] Davidson PA. 1988 *Turbulence: An Introduction for Scientists and Engineers*. Oxford: Oxford University Press.
- [20] Jin J, Collins LR 2007 Dynamics of dissolved polymer chains in isotropic turbulence. *New J. Phys.* **9**, 360.
- [21] De Lucia M, Mazzino A, Vulpiani A 2002 Dumb-bell model for polymer transport in laminar flows. *Europhys. Lett.* **60**, 181–187.
- [22] Piva MF, Gabanelli S 2003 A single dumbbell falling under gravity in a cellular flow field. *J. Phys. A* **36**, 4291–4306.
- [23] Davoudi J, Schumacher J 2006 Stretching of polymers around the Kolmogorov scale in a turbulent shear flow. *Phys. Fluids* **18**, 025103.
- [24] Ahmad A, Vincenzi D, 2016 Polymer stretching in the inertial range of turbulence. *Phys. Rev. E* **93**, 052605.
- [25] Perlekar P, Pandit R. 2011 Statistically steady turbulence in thin films: direct numerical simulations with Ekman friction. *New J. Phys.*, **11**, 073003.
- [26] Boffetta G, Ecke RE. 2012 Two-dimensional turbulence. *Annu. Rev. Fluid Mech.*, **44**, 427–451.
- [27] Öttinger, HC. 1996 *Stochastic processes in polymeric fluids*. Berlin: Springer.
- [28] Okubo A 1970 Horizontal dispersion of floatable particles in the vicinity of velocity singularities such as convergences. *Deep Sea Res. Oceanogr. Abstr.* **17**, 445–454.
- [29] Weiss J 1991 The dynamics of enstrophy transfer in two-dimensional hydrodynamics. *Physica D* **48**, 273–294.
- [30] Blackburn HM, Mansour NN, Cantwell BJ 1996 Topology of fine-scale motions in turbulent channel flow. *J. Fluid Mech.* **310**, 269–292.
- [31] Tsinober A. 2009 *An informal conceptual introduction to Turbulence*, 2nd Ed. New York: Springer.
- [32] Gauger E, Stark H 2006 Numerical study of a microscopic artificial swimmer. *Phys. Rev. E* **74**, 021907.
- [33] Online movie of highly flexible chains in 2D turbulence: <https://youtu.be/22X0Gt5y2cM>; Online movie of moderately flexible chains: <https://youtu.be/j-c8eLjeECM>; Online movie of inflexible chains: <https://youtu.be/HanNeqaqya8>