



HAL
open science

Radiofrequency identification (RFID) reveals long-distance flight and homing abilities of the stingless bee *Melipona fasciculata*

Patrícia Nunes-Silva, Luciano Costa, Alistair John Campbell, Helder Arruda, Felipe Andres Leon Contrera, Juliana Stephanie Galaschi Teixeira, Rafael Leandro Corrêa Gomes, Gustavo Pessin, Daniel Santiago Pereira, Paulo de Souza, et al.

► To cite this version:

Patrícia Nunes-Silva, Luciano Costa, Alistair John Campbell, Helder Arruda, Felipe Andres Leon Contrera, et al.. Radiofrequency identification (RFID) reveals long-distance flight and homing abilities of the stingless bee *Melipona fasciculata*. *Apidologie*, 2020, 51 (2), pp.240-253. 10.1007/s13592-019-00706-8 . hal-03084267

HAL Id: hal-03084267

<https://hal.science/hal-03084267v1>

Submitted on 21 Dec 2020

HAL is a multi-disciplinary open access archive for the deposit and dissemination of scientific research documents, whether they are published or not. The documents may come from teaching and research institutions in France or abroad, or from public or private research centers.

L'archive ouverte pluridisciplinaire **HAL**, est destinée au dépôt et à la diffusion de documents scientifiques de niveau recherche, publiés ou non, émanant des établissements d'enseignement et de recherche français ou étrangers, des laboratoires publics ou privés.



Radiofrequency identification (RFID) reveals long-distance flight and homing abilities of the stingless bee *Melipona fasciculata*

Patrícia NUNES-SILVA¹, Luciano COSTA², Alistair John CAMPBELL², Helder ARRUDA²,
Felipe Andres Leon CONTRERA³, Juliana Stephanie Galaschi TEIXEIRA²,
Rafael Leandro Corrêa GOMES³, Gustavo PESSIN⁴, Daniel Santiago PEREIRA⁵,
Paulo de SOUZA⁶, Vera Lucia IMPERATRIZ-FONSECA²

¹Universidade do Vale do Rio dos Sinos, Av. Unisinos, 950, Cristo Rei, São Leopoldo, Rio Grande do Sul 93020-190, Brazil

²Instituto Tecnológico Vale - Desenvolvimento Sustentável, Belém, Pará, Brazil

³Instituto de Ciências Biológicas, Universidade Federal do Pará, Belém, Pará, Brazil

⁴Instituto Tecnológico Vale - Mineração, Ouro Preto, Minas Gerais, Brasil

⁵Embrapa Amazônia Oriental, Belém, Pará, Brazil

⁶Data61, CSIRO, Sandy Bay, TAS 7005, Australia

Received 30 August 2018 – Revised 30 August 2019 – Accepted 10 October 2019

Abstract – Determining bee flight capacity is crucial for developing management strategies for bee conservation and/or crop pollination and purposes. In this study, we determined the flight distance of the stingless bee *Melipona fasciculata* using the radiofrequency identification (RFID) technology. For this, we conducted two translocation experiments using workers equipped with RFID microsensors: (1) release of bees at seven distances between 100 and 3000 m from experimental colonies in Belém, Brazil, and (2) at six distances between 1500 and 10,000 m at Carajás National Forest Reserve. Return rates of workers were negatively correlated to release distance, with typical flight distances of 2 km, but a maximum homing distance of 10 km. Use of RFID tags revealed how past experiments may have greatly underestimated homing abilities of stingless bees.

flight range / homing / stingless bee / Meliponini / RFID

1. INTRODUCTION

The flight distance of bees determines the area they can exploit (Gathmann et al. 1994; Walther-Hellwig and Frankl 2000a, b; Wright et al. 2015) and therefore must contain the resources they need

to survive and reproduce (e.g., pollen, nectar, nesting habitats, mates). It also influences their ability to migrate and disperse (Aikio 2004; Araújo et al. 2004), with larger bees better equipped to colonize distant habitats (Gathmann et al. 1994), while smaller bees may be at greater risk of extinction/genetic drift, because even small distances between forest fragments could isolate populations (Jaffé et al. 2016). This is particularly pertinent for stingless bees (Apidae, Meliponini), whose mode of dispersal involves an extended process of colony division between the mother and daughter nests and thus can only occur within

Electronic supplementary material The online version of this article (<https://doi.org/10.1007/s13592-019-00706-8>) contains supplementary material, which is available to authorized users.

Corresponding author: P. Nunes-Silva,
pnsilvabelha@edu.unisinos.br

Manuscript editor Bernd Grünewald

the flight range of workers (Engels and Imperatriz-Fonseca 1990). Therefore, determining flight distance is crucial for understanding bee ecology and also for creating adequate management strategies for bee pollination and/or conservation purposes (Van Nieuwstadt and Iraheta 1996; Gathmann and Tschamtkke 2002; Dramstad et al. 2003; Guédot et al. 2009; Wright et al. 2015).

Flight distance in bees is related to their body size (Greenleaf et al. 2007). Particularly for stingless bees, body size, measured by head width (van Nieuwstadt and Iraheta 1996), and other body measurements, including wing sizes (Araújo et al. 2004), are predictors of the flight distance, even within species (Kuhn-Neto et al. 2009). As a group, they present great variation in body size, which implies that individual species likely have different habitat requirements. However, knowledge on the flight range of stingless bees remains limited (Table I). Considering that there are around 500 species of stingless bee in the world (Michener 2013), we found information on the flight range of only 27 species, which corresponds to only 5.4% (Table I).

Besides size, foraging distance in bees is also related to their homing ability, i.e., ability of individuals to relocate the nest, which occurs through the integration of several systems, e.g., vision, odor, magnetic fields, and memory (Menzel et al. 1998, 2006). Several factors can influence the homing ability of bees, including the presence of landmarks and other distinctive habitat features (Southwick and Buchmann 1995; Leonhardt et al. 2016), pesticide loads (Stanley et al. 2016), diseases (Li et al. 2013; Wolf et al. 2014) and pests (Kralj and Fuchs 2006), and experience (Capaldi and Dyer 1999; Rodrigues and Ribeiro 2014). However, most studies are from honey bees (Southwick and Buchmann 1995; Menzel et al. 2006; Pahl et al. 2011; He et al. 2013; Li et al. 2013; Wolf et al. 2014), and temperate bee taxa (Turner 1908; Rau 1929; Goulson and Stout 2001; Guédot et al. 2009; Stanley et al. 2016), and rarely involve non-*Apis* bees in tropical regions (Rodrigues and Ribeiro 2014; Leonhardt et al. 2016).

Most studies use bee homing ability as a proxy of flight distance, as a common method involving

displacing bees from the hive (translocation), rather than actual observations of foraging activities (Janzen 1971; Roubik and Aluja 1983; van Nieuwstadt and Iraheta 1996; Menzel et al. 1998; Gathmann and Tschamtkke 2002; Guédot et al. 2009; Rodrigues and Ribeiro 2014; Leonhardt et al. 2016; Campbell et al. 2019). Translocation experiments are time-consuming, because the observer needs to monitor the nest until a marked individual returns, and in the case of social bees, several foragers can return at the same time, meaning it is possible that the observer loses track of marked foragers returning to the hive. These limitations can be overcome by the use of radiofrequency identification (RFID) tracking technology, which monitor hive entrance continuously for a virtually indefinite time period and allow for the precise recording of time taken to return (Streit et al. 2003; Decourtye et al. 2011). In fact, RFID technology has already been applied to study the flight distance and homing ability of *Apis mellifera* (Pahl et al. 2011) and *Bombus terrestris* (Stanley et al. 2016), but never in a stingless bee species (Nunes-Silva et al. 2019).

Considering that knowledge on flight distances in stingless bees is limited (Table I) and to this date, the use of RFID tracking technology has not been applied to stingless bees, the main aim of the present study was to estimate the flight distance and homing ability of *Melipona fasciculata* Smith using RFID technology. The flight distance and homing ability of Amazonian stingless bee species have been studied occasionally in the forest (Roubik and Aluja 1983), which is the case of this study. We expected a decrease in bee return rates with release distance and time taken by individual workers to return to experimental colonies to increase with distance.

2. MATERIAL AND METHODS

2.1. Bee colonies and RFID equipment

Colonies were housed in wooden hives commonly used to breed this species (Venturieri 2004). At the front of the hives, we attached a plastic box containing the RFID reading equipment (Figure 1). One RFID reader (RU-824, MTI, Inc. Taiwan) and a data logger (Linux Mini

Table I. List of studies on the flight distance of stingless bees. *G*, genre; *F*, female, worker; *M*, male; *MD*, maximum distance reported; *FT*, ferrous tag glued to bee thorax, which was collected by a magnet at the entrance of the hive; *PM*, paint mark

Species	G	Method	MD (km)	Reference
<i>Cephalotrigona capitata</i>	F	Translocation; FT	1.5	Roubik and Aluja 1983
<i>Frieseomelitta varia</i>	F	Linear regression	1.4	Araújo et al. 2004
<i>Geotrigona inusitata</i>	F	Linear regression	1.2	
<i>Melipona bicolor</i>	F	Linear regression	2.3	
<i>Melipona compressipes</i>	F	Translocation; PM	2.47	Kerr 1987 apud Araújo et al. 2004
<i>Melipona fasciata</i>	F	Translocation; FT	2.1	Roubik and Aluja 1983
<i>Melipona fuliginosa</i>	F	Translocation; PM	2	Wille 1976
<i>Melipona mandacaia</i>	F	Feeder translocation	2.1	Kuhn-Neto et al. 2009
	F	Translocation; PM	2.7	Rodrigues and Ribeiro 2014
<i>Melipona marginata</i>	F	Not informed	0.8	Wille 1983
<i>Melipona quadrifasciata</i>	F	Translocation; PM	2	Kerr 1987 apud Araújo et al. 2004
<i>Melipona scutellaris</i>	M	Translocation; PM	1	Carvalho-Zilse and Kerr 2004
	F	Linear regression	2.6	Araújo et al. 2004
<i>Melipona subnitida</i>	F	Feeder translocation	1.16	Silva et al. 2014
	F	Translocation; PM	4	
<i>Nannotrigona testaceicornis</i>	F	Translocation; PM	0.62	Nieuwstadt and Iraheta 1996
	F	Feeder translocation	0.12	
	F	Linear regression	0.9	Araújo et al. 2004
<i>Partamona aff cupira</i>	F	Translocation; PM	0.8	Nieuwstadt and Iraheta 1996
	F	Feeder translocation	0.52	
	F	Linear regression	1.7	Araújo et al. 2004
<i>Plebeia droryana</i>	F	Translocation; PM	0.54	Kerr 1987 apud Araújo et al. 2004
<i>Plebeia mosquito</i>	F	Feeder translocation	0.5	Kerr 1959
<i>Plebeia poecilochroa</i>	F	Linear regression	0.8	Araújo et al. 2004
<i>Scaptotrigona postica</i>	F	Linear regression	1.7	Araújo et al. 2004
	F	Translocation; PM	0.87	Campbell et al. 2019
<i>Scaura latitarsis</i>	F	Linear regression	0.6	Araújo et al. 2004
<i>Tetragonisca angustula</i>	F	Translocation; PM	0.83	Nieuwstadt and Iraheta 1996
	F	Feeder translocation	0.32	
	F	Linear regression	0.6	Araújo et al. 2004
<i>Tetragonula carbonaria</i>	F	Translocation; PM	0.71	Smith et al. 2017
<i>Trigona corvina</i>	F	Translocation; PM	0.76	Nieuwstadt and Iraheta 1996
	F	Feeder translocation	0.68	
<i>Trigona hypogea</i>	F	Linear regression	1.2	Araújo et al. 2004
<i>Trigona minangkabau</i>	F	Feeder translocation	0.5	Inoue et al. 1985
<i>Trigona recursa</i>	F	Linear regression	1.4	Araújo et al. 2004
<i>Trigona spinipes</i>	F	Feeder translocation	0.84	Kerr 1959
<i>Trigona trinidadensis</i>	F	Feeder translocation	0.98	Kerr 1959

Computer NanosG20, Ledato GmbH, Germany) composed the reading system. The tags used were

passive RFID transponders (UHF Ultra Small Package Tag, IM5-PK2525, version 3.0, Hitachi




Figure 1. Experimental hive set up. Arrow—bees' entrance. A RFID reader. B Computer (data logger). C Beehive.

Chemical Co. Ltd., Japan) that operate in UHF, from 860 to 920 MHz. Each tag measures $2.5 \times 2.5 \times 0.3$ mm and weighs 5.4 mg.

As can be seen in Figure 1, there is a transparent hose of 10 cm in the hive entrance. The bees pass through the hose to enter the hive. The RFID reader is below the hose. The reader distance is 3 cm; hence, as the hose is 1 inch wide (2.54 cm), we do not lose any read due to distance. Also, the reader detects the tag in any position, so it is not necessary to ensure that the bee passes the hose in any determined position.

The reader software was developed by our group. It records the ID number and the time of the event to a database. The algorithm also filters succession registrations at the same reader antenna, which can occur when a labeled bee stands on the reader for a long period. We created an easy-to-use interface with Python for selecting the data of interest and performing the data analysis.

2.2. Bee capture, tagging, and release

To collect foragers, hive entrances were temporarily blocked and returning bees captured using entomological net or aspirator, starting at 8:30. An RFID tag was subsequently glued (high-density cyanoacrylate, Tekbond; Figure 2) to the thoraces of captured bees by first placing a small quantity of glue on the thorax using a toothpick

and then the tag using tweezers. After the glue dried, individuals were placed in 15-mL falcon tubes, which contained a piece of paper soaked with sugar syrup (50%) to standardize energy stores and flight capacity among captured workers. Captured bees were kept in the dark until the transport to the release distance, before the lids of tubes were removed, and bees allowed to fly away. The number of distances evaluated on given day depended on the number of foragers collected and tagged until the release time (11:00). Bees were captured and released on the same day. Distances were tested each day at random.

2.3. Experiments

The first experiment (experiment 1) was conducted at Embrapa Amazônia Oriental, Belém, Pará State, Brazil ($1^\circ 26' 10.86''$ S; $48^\circ 26' 36.05''$ W; Figure 3) in March and April 2017. This site forms part of the environmental protection area that lies east and south of the metropolitan region of Belém and is composed of a patchwork mosaic of urban land uses, cropland, and secondary and primary rainforest habitats of circa 56.54 km² (IMAZON 2013). Three colonies of *M. fasciculata* were used to obtain foragers. To determine the flight distance of *M. fasciculata*, seven distances from experimental colonies were used: 100 m, 600 m, 1100 m, 1600 m, 2100 m,



Figure 2. *Melipona fasciculata* forager, equipped with an RFID transponder.



Figure 3. Release points around Embrapa Amazônia Oriental, Belém, Brazil. The red dot is the location of the hives.

2500 m, and 3000 m. For each distance, we used three different release points (A, B, and C; Figure 3). Each day, five foragers from each colony were collected for one of the three release points of the distances tested that day. Overall, five bees per colony were released per point (Figure 3), totaling 15 bees per release point (three colonies), and 45 bees per distance (three replicate points per distance).

The second experiment (experiment 2) was conducted at Carajás National Forest (6° 4" 14,972" S; 50° 4" 6886" W; Figure 4), Brazil, encompassing an area of 4113 km² (MMA and ICMBio 2016). Created in 1998, the purpose of this conservation unit is the environmentally responsible use of mineral resources and scientific research focusing on sustainable resource use (Ministério do Meio Ambiente and ICMBio 2016). It is located in the Amazon biome and presents, predominately, Open Ombrophilous Forest, Ombrophilous Dense Forest, and Amazon Canga savannahs (ferruginous "Campo Rupestre") (MMA and ICMBio 2016). The main economic activity in the area is mining, mainly for iron ore, although copper, manganese, and gold are also mined, among other minerals (MMA and ICMBio 2016).

Experiment 2 took place during July and August 2017 and, based on the results from experiment 1, focused on determining the maximum flight distance of *M. fasciculata*. Thus, the distances 1500 m, 3000 m, 4000 m, 5000 m, 7000 m, and 10,000 m were tested, with all release points located in dense forested habitats (Figure 4). A single colony was used to obtain foragers. Ten to 20 foragers were collected, tagged, and individually stored in 15-mL falcon tubes before being released. Five workers were released per distance (1500 m, 3000 m, 4000 m, 5000 m, 7500 m, and 10,000 m; Figure 4), and each day, two to four distances were tested, depending on the number of foragers collected. In total, 30 bees were released at each distance.

2.4. Statistical analysis

To determine flight distance in foragers of *M. fasciculata*, we used the number of released foragers returning ("bee return rates") to the

colony and duration of bee return over the full duration of the experiment (7 days following the last release), where the increase of duration of return (pointed out by statistical differences between durations) indicated that released foragers were lost and thus unable to relocate colonies based on environmental cues and/or experience from previous foraging trips. Therefore, we assumed that, although variation in flight distance is expected, foraging distance in *M. fasciculata* is probably similar to the flight distance estimated in our translocation experiments.

All statistical analyses were described below, and graphs were done using Past 3.6 (Hammer et al. 2001) and Microsoft Excel.

2.4.1. Experiment 1

There was no significant difference between colonies in the bee return rates (Shapiro-Wilk, hive 1, $p = 0.64$; hive 2, $p = 0.69$; hive 3, $p = 0.18$; ANOVA, $p = 0.93$) and the duration of bee return (Shapiro-Wilk, hives 1, 2, and 3, $p < 0.001$; Kruskal-Wallis test, $p = 0.97$). Therefore, we pooled data from individual hives to test the difference in bee return rates and time taken to return from different release distances. All bees that returned were included in the analysis, regardless of when.

We used an ANOVA ($\alpha = 0.05$) to test differences in the number of bee returns between release distances (points grouped), because the data followed normal distribution (Shapiro-Wilk, $p > 0.05$). However, duration of bee returns did not follow a normal distribution (Shapiro-Wilk, $p < 0.05$), and so a Kruskal-Wallis test ($\alpha = 0.05$) was used to assess differences in the duration of bee return between distances. There was no difference in the duration of bee return between replicates of each release distance (points A, B, and C) (Online Resource 1).

A Spearman correlation test was used ($\alpha = 0.05$) to test the relationship between release distance, (1) the return rate of foragers, and (2) the duration of return. Data from individual release points were pooled for each distance.



Figure 4. Releasing points at Floresta Nacional de Carajás, Brazil. The red dot is the location of the hives.

2.4.2. Experiment 2

Bee return rate was not compared among distances because only a single colony was tested. As duration of bee return did not follow a normal distribution (Shapiro-Wilk, $p < 0.05$), a Kruskal-Wallis test ($\alpha = 0.05$) was used to verify whether the duration of bee return differed among the distances.

2.5. Comparison between 3 and 24 h of observation

We chose to compare bee return rates at 3 and 24 h following release because we considered that more than 3 h of direct observation is impractical. The aim of this comparison was to show how time

restriction affects return rates and discuss the methods used for estimating flight distance and homing ability.

3. RESULTS

3.1. Flight distance: bee return rates

In experiment 1, for all colonies combined and considering all bee returns without restriction on the period of observation, there was a significant difference in return rates among release distances (ANOVA, $p = 0.04$; Tukey's pairwise, $p > 0.05$), with return rates decreasing linearly with distance ($r = -0.72$, $p < 0.05$; Table II). Almost half of the bees came back from the distances up to 2100 m (Table II). In experiment 2, bee return rate also decreased with distance (Table II).

Table II. Overview of bee returns in the translocation experiments 1 and 2. # bees, the number of bees that returned to the hive from 45 that were released; *IQ*, interquartile; *Min*, minimum duration of bee return; *Max*, maximum duration of bee return; Minimal flight speed, estimated by diving distance by minimum duration of bee return.

Experiment	Distance (m)	Bee return rates (%)	Duration of bee returns (min)			# bees	Min (min)	Max (min)	Minimal flight speed (m/min)
			Median (min)	IQ1 (25%)	IQ3 (75%)				
1	100	80	47	14	115	36	1	1080	90.9
	600	71.1	68	31	262	32	4	1255	157.9
	1100	62.2	49	22	135	28	6	1411	183.3
	1600	48.9	120	31	392	22	8	1468	188.2
	2100	48.9	141	68	1383	22	22	1525	97.2
	2500	44.4	1365	103	1477	20	19	1935	133
	3000	42.2	1349	131	1423	19	46	2837	65.5
2	1500	73.3	126	68.5	209.8	22	11	4212	140.2
	3000	70	1232	165.6	1685	21	79	4153	38
	4000	66.7	1267	244.5	1491.1	20	93	4391	42.9
	5000	50	1257	342.7	2687.3	15	66	4083	75.5
	7500	26.7	1584	1490.2	2715.3	8	1374	4371	5.5
	10,000	3.3	3125	1562.4	2297.8	1	-	-	3.2

3.2. Flight distance: duration of bee return

3.2.1. Experiment 1

The duration of bee return differed among distances (Kruskal-Wallis test, $p < 0.05$; Figure 5; Table II) and increased with the distance ($r = 0.47$; $p < 0.05$). Bees took significantly longer to return from distances over 2100 m than individuals released below this distance (Figure 5).

3.2.2. Experiment 2

The duration of bee return differed among tested distances (Kruskal-Wallis test, $p < 0.05$; Figure 6) and increased with distance from the hive ($r = 0.53$; $p < 0.05$). Significant differences in return time were found between 1500 m and all other distances, and between 3000 and 7500 m (Figure 6).

3.3. Comparison between 3 and 24 h of observation

When we restricted the number of observed hours to 3, bee return rates decreased for all

distances when compared with 24 h, and this effect was greater for larger distances (Figure 7). For example, in experiment 2, no bees returned in 3 h from 7500 m and 10,000 m (Figure 7).

4. DISCUSSION

In this study, by using RFID technology, we were able to record the astonishing ability of *M. fasciculata* workers to return to the nest from distances up to 10 km, far greater than previous estimates based on traditional experimental methods and morphometric measures (approx. 2 km: Roubik and Aluja 1983; Wille 1983; Araújo et al. 2004; Greenleaf et al. 2007). Moreover, RFID tags allowed for highly accurate recording of bee return times over much longer time periods (24 h) than considered possible using traditional observation techniques. When data from 3 h was compared with uninterrupted 24 h of observation, it is clear that the homing distance would be greatly underestimated if only visual observation was used, because bees returning from 7500 m and 10,000 m would not be observed (Figure 7). Furthermore, bee return rates would also be

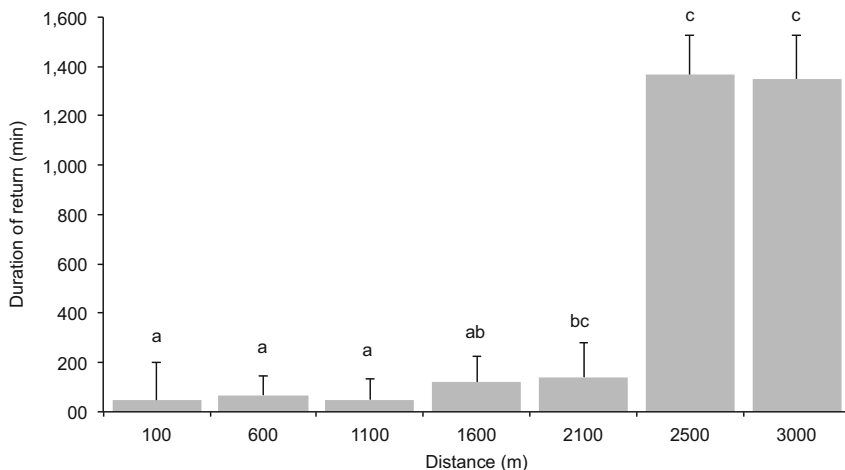


Figure 5. Analyses of the duration of bee return from the distances of release (experiment 1). The results of the translocation experiment done in Embrapa (Belém, Brazil) analyzing all bees that returned to the colonies regardless when they returned. Bars = median. Whiskers: standard error. Different letters indicate statistical difference (Kruskal-Wallis test, $p < 0.05$).

underestimated (Figure 7). Therefore, spatially explicit models for bee conservation and crop pollination services based on such data may be severely underestimating flight distance and dispersal capacity in stingless bees.

As expected, there was a decrease in bee return rate with release distance and an increase on the duration of return (Table II), as observed

for other bee species (Guédot et al. 2009; Rodrigues and Ribeiro 2014; Silva et al. 2014; Smith et al. 2017; Campbell et al. 2019). However, we found great variability in the return time of the foragers (Table II). This variation may be the result of several factors, such as the initiation of foraging on the way back to the nest (Leonhardt et al. 2016), the presence of

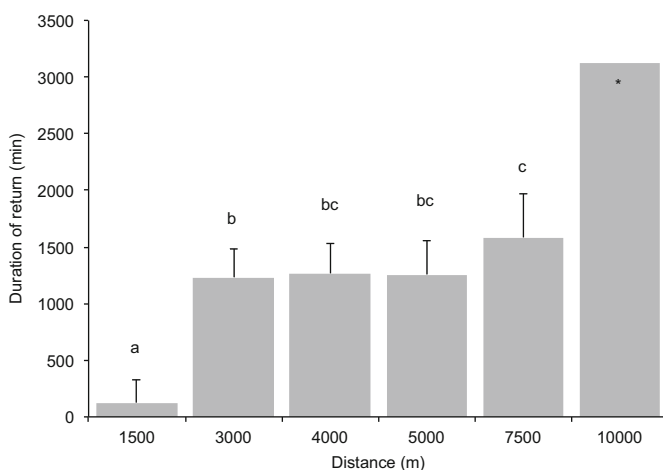


Figure 6. Analyses of the duration of bee return from the distances of release (experiment 2). The results of the translocation experiment done in Carajás (Brazil) analyzing all bees that returned to the colonies regardless when they returned. Bars = median. Whiskers: standard error. Different letters indicate statistical difference (Kruskal-Wallis test, $p < 0.05$). *Not included in the statistical analysis because only one bee returned from 10,000 m.

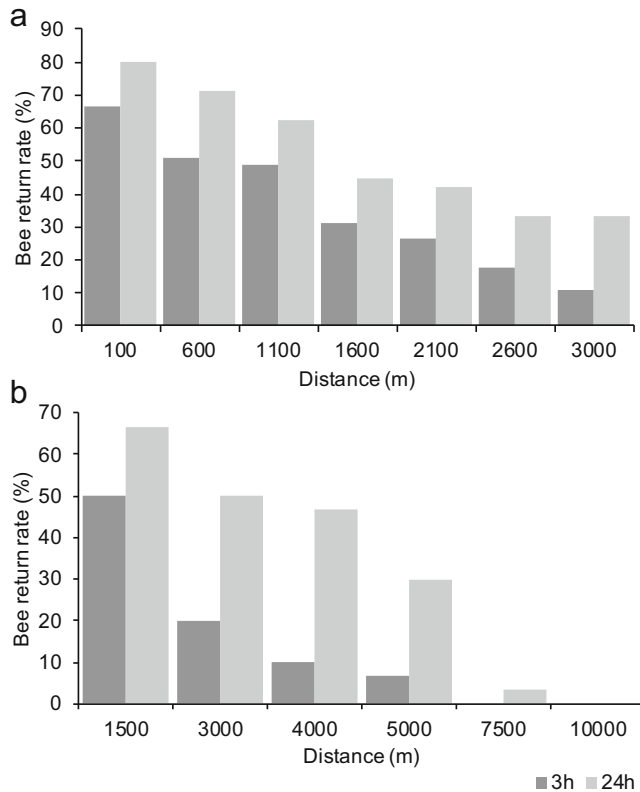


Figure 7. Comparison of the bee return rates between 3 and 24 h of observation. **a** Experiment 1. **b** Experiment 2.

landmarks (Southwick and Buchmann 1995), and forager experience (Capaldi and Dyer 1999; Rodrigues and Ribeiro 2014). From these data, we estimated the flight distance of *M. fasciculata* to be approximately 2000 m, because, even though foragers frequently returned from greater distances (Table II), the duration of return significantly increased after 2000 m (Figures 5 and 6), indicating that bees were lost. This corroborates with findings from previous studies that estimated maximum flight distances in *Melipona* species of similar body size (around 12 mm) to be around 2000 m (Roubik and Aluja 1983; Wille 1983; Araújo et al. 2004). However, even though translocation experiments overestimate flight distances, because foraging implies outbound and inbound flight, not just return (Van Nieuwstadt and Iraheta 1996; Zurbuchen et al. 2010; Silva et al. 2014), smaller homing distances can

occur if bees are displaced to an unfamiliar location (van Nieuwstadt and Iraheta 1996; Guédot et al. 2009). Consequently, more studies are needed to evaluate the relationship between the homing ability of *Melipona* and actual flight distances to determine their foraging range and habitat requirements.

Bee foraging distances are also influenced by spatio-temporal variability in resource availability due to seasonal changes and surrounding landscape structure (Steffan-Dewenter and Kuhn 2003; Couvillon et al. 2014; Campbell et al. 2019). Accordingly, foraging distances and habitat area are not species-specific traits, and smaller homing distances may be recorded in unfamiliar (i.e., unexploited) habitats (Van Nieuwstadt and Iraheta 1996; Guédot et al. 2009). The only study that investigated influence of surrounding landscape structure on stingless bee

foraging verified that *Tetragonula carbonaria* was more successful in returning from homogenous landscapes (forest) than more heterogeneous ones (e.g., gardens; landmarks conspicuous/prominent to the human eye), indicating a complex navigation system that may be similar to one of the honey bees (Leonhardt et al. 2016). This may explain why bee return rates at distances of 1600 and 3000 m at Embrapa (forest-urban mosaic; Experiment 1) were lower than those from the release points of equivalent distance in Carajás (preserved forest landscape; experiment 2) (Table II). But because the two experiments were done in different months and with different numbers of colonies, further experiments must be done to explore the hypothesis.

In addition, the homing ability of *M. fasciculata* found here highlights the need for further study into foraging and dispersal ranges of other *Melipona* species. For example, swarming occurs within the flight range of stingless bees (Engels and Imperatriz-Fonseca 1990); thus, *M. fasciculata* may be able to swarm up to 7.5 or 10 km from the nest, if we consider that some foragers were capable of returning from this distances, but the true swarming distance may depend on several other factors, including availability of nesting sites and energetic constraints. This result gives support to a meta-analysis that contradicted the previous belief that, in general, stingless bees have limited gene flow because of body size (Jaffé et al. 2016). It revealed that many stingless bees maintain gene flow across heterogeneous landscapes and body size, an indication of foraging range, did not explain isolation by distance patterns (Jaffé et al. 2016). Our result supports this analysis because it indicates that stingless bees may have greater dispersal distances than previously considered (Van Veen and Sommeijer 2000; Roubik 2006).

Furthermore, instead of concluding that *M. fasciculata* is capable of exploring an area (habitat size) of 1256 ha, calculated using the estimated foraging distance of 2 km, when we consider the maximum homing distance (10 km), this area increases to

31,000 ha. It is clear that other factors influence the foraging area and habitat size, but detailed studies of the foraging distance and homing ability are required for the complete understanding of *Melipona* ecology. Furthermore, the actual foraging range is most likely not circular, but determined by availability of resources within maximum flight range of colonies (Pahl et al. 2011).

That also brings consequences for the use of this bee species as a crop pollinator and their role in wild plant pollination. For crop pollination, being capable of flying long distances makes it harder to efficiently use *M. fasciculata* to pollinate a target crop, because bees can easily search and use other floral resources other than the crop, similar to what can occur with honey bees (Arnon et al. 2005). On the other hand, foragers from nests located at the edge of large crop fields can easily access the flowers throughout the field, unlike smaller species with more limited flight ranges (Smith et al. 2017). For wild plants, pollinator behavior impacts pollen dispersal and, consequently, functional connectivity (Auffret et al. 2017); thus, flying longer distances may affect these processes and change their role in pollination among plant populations. Based on our results, *M. fasciculata*, being a generalist flower visitor (Barros et al. 2013; Ribeiro et al. 2016) as other *Melipona* species (Ferreira and Absy 2018), likely have a key role in maintaining gene flow among isolated populations of wild plants.

In conclusion:

- (1) The flight distance of *M. fasciculata* was estimated to be 2 km;
- (2) The homing ability of *M. fasciculata* was 7.5 km, with one case of 10 km, greater than recorded before for the genus;
- (3) The use of the RFID technology allowed a greater accuracy of the determination of the homing ability;
- (4) Future studies should focus on the influence of the environment on flight distance and homing ability.

AUTHOR CONTRIBUTIONS

PNS, LC, AJC, HA, FALC, RLCG, and VLIF conceived this research and designed experiments; PNS, LC, AJC and PS participated in the design and interpretation of the data; PNS, LC, AJC, HA, FALC, JSGT, RLCG, GP, and DSP performed experiments and analysis; PNS, LC, AJC, FALC, RLCG, PS, and VLIF wrote the paper and participated in the revisions of it. All authors read and approved the final manuscript. Funding information

This work was supported by Gerência Executiva de Meio Ambiente and Gerência de Meio Ambiente Ferrosos Norte. AJC was funded by a grant from CAPES/EMBRAPA (15/2014), RLCG by a grant from the Coordenação de Aperfeiçoamento de Pessoal de Nível Superior-Brasil (CAPES), and PNS and JSGT by grants from Conselho Nacional de Desenvolvimento Científico e Tecnológico (CNPq).

COMPLIANCE WITH ETHICAL STANDARDS

Conflict of interest The authors declare that they have no conflict of interest.

OPEN ACCESS

This article is licensed under a Creative Commons Attribution 4.0 International License, which permits use, sharing, adaptation, distribution and reproduction in any medium or format, as long as you give appropriate credit to the original author(s) and the source, provide a link to the Creative Commons licence, and indicate if changes were made. The images or other third party material in this article are included in the article's Creative Commons licence, unless indicated otherwise in a credit line to the material. If material is not included in the article's Creative Commons licence and your intended use is not permitted by statutory regulation or exceeds the permitted use, you will need to obtain permission directly from the copyright holder. To view a copy of this licence, visit <http://creativecommons.org/licenses/by/4.0/>.

L'identification par radiofréquence (RFID) révèle les capacités de vol longue distance et de repérage de l'abeille sans aiguillon *Melipona fasciculata*.

Distance de vol / retour au nid / abeille sans dard / Meliponini / RFID.

Der Nachweis mittels Radiofrequenzidentifizierung (RFID) von Langdistanzflügen und der Heimfindungsfähigkeit bei der Stachellosen Biene *Melipona fasciculata*.

Flugbereich / Heimfindung / Stachellose Biene / Meliponini / RFID.

REFERENCES

- Aikio, S. (2004) Competitive asymmetry, foraging area size and coexistence of annuals. *Oikos* **104**, 51–58
- Araújo, E.D., Costa, M., Chaud-Netto, J., Fowler, H.G. (2004) Body size and flight distance in stingless bees (Hymenoptera: Meliponini): inference of flight range and possible ecological implications. *Braz. J. Biol.* **64**, 563–568
- Amon, D., Stern, R.A., Shafir, S. (2005) Honey bee (*Apis mellifera*) strains differ in apple (*Malus domestica*) pollen. *J. Apic. Res.* **44**, 15–20
- Auffret, A.G., Rico, Y., Bullock, J.M., Hoofman, D.A.P., Pakeman, R.J., Soons, M.B., Suárez-Esteban, A., Traveset, A., Wagner, H.H., Cousins, S.A.O. (2017) Plant functional connectivity – integrating landscape structure and effective dispersal. *J. Ecol.* **105**, 1648–1656
- Barros, M.H.M.R., Luz, C.F.P., Albuquerque, P.M.C. (2013) Pollen analysis of geopolis of *Melipona* (Melikerria) *fasciculata* Smith, 1854 (Meliponini, Apidae, Hymenoptera) in areas of Restinga, Cerrado and flooded fields in the state of Maranhão, Brazil. *Grana* **52**, 81–92
- Campbell, A.J., Gomes, R.L.C., da Silva, K.C., Contrera, F.A.L. *Apidologie* (2019). <https://doi.org/10.1007/s13592-019-00682-z>
- Capaldi, E.A., Dyer, F.C. (1999) The role of orientation flights on homing performance in honeybees. *J. Exp. Biol.* **202**, 1655–1666
- Carvalho-Zilse, G.A., Kerr, W.E. (2004) Substituição natural de rainhas fisogástricas e distância de voo dos machos em Tiuba (*Melipona compressipes fasciculata* Smith, 1854) e Uruçu (*Melipona scutellaris* Latreille, 1811) (Apidae, Meliponini). *Acta Amaz* **34**, 649–652
- Couvillon, M.J., Schürch, R., Ratnieks, F.L.W. (2014) Waggle dance distances as integrative indicators of seasonal foraging challenges. *PLoS ONE*, **9**, e93495
- Decourtye, A., Devillers, J., Aupinel, P., Brun, F., Bagnis, C., Fourrier, J., Gauthier, M. (2011) Honeybee tracking with microchips: a new methodology to measure the effects of pesticides. *Ecotoxicology* **20**, 429–437

- Dramstad, W.E., Fry, G.L.A., Schaffer, M.J. (2003) Bumblebee foraging-is closer really better? *Agric. Ecosyst. Environ.* **95**, 349–357.
- Engels, W., Imperatriz-Fonseca, V.L. (1990) Caste development, reproductive strategies, and control of fertility in honey bees and stingless bees, in: Engels W. (eds) *Social Insects*. Springer, Berlin, pp. 167–230
- Ferreira, M.G., Absy, M.L. (2018) Pollen niche of *Melipona (Melikerria) interrupta* (Apidae: Meliponini) bred in a meliponary in a terra-firme forest in the central Amazon. *Palynology* **42**, 199–209
- Gathmann, A., Tschamtké, T. (2002) Foraging ranges of solitary bees. *J. Anim. Ecol.* **71**, 757–764
- Gathmann, A., Greiler, H.J., Tschamtké, T. (1994) Trap-nesting bees and wasps colonizing set-aside fields: succession and body size, management by cutting and sowing. *Oecologia* **98**, 8–14
- Goulson, D., Stout, J.C. (2001) Homing ability of the bumblebee *Bombus terrestris* (Hymenoptera: Apidae) *Apidologie* **32**, 105–111
- Greenleaf, S.S., Williams, N.M., Winfree, R., Kremen, C. (2007) Bee foraging ranges and their relationship to body size. *Oecologia* **153**, 589–596
- Guédot, C., Bosch, J., Kemp, W.P. (2009) Relationship between body size and homing ability in the genus *Osmia* (Hymenoptera; Megachilidae). *Ecol. Entomol.* **34**, 158–161
- Hammer, Ø., Harper, D.A.T., Ryan, P.D. (2001) PAST: Paleontological statistics software package for education and data analysis. *Palaeontol. Electron.* **4**(1), 1–9
- He, X., Wang, W., Qin, Q., Zeng, Z., Zhang, S., Barron, A.B. (2013) Assessment of flight activity and homing ability in Asian and European honey bee species, *Apis cerana* and *Apis mellifera*, measured with radio frequency tags. *Apidologie* **44**, 38–51
- IMAZON (2013) Plano de Manejo do Parque Estadual do Utinga. Secretaria do Meio Ambiente, Belém
- Inoue, T., Salmah, S., Abbas, I., Yusuf, E. (1985) Foraging behavior of individual workers and foraging dynamics of colonies of three Sumatran stingless bees. *Res. Popul. Ecol.* **27**, 373–392
- Jaffé, R., Pope, N., Acosta, A.L., Alves, D.A., Arias, M.C., et al. (2016) Beekeeping practices and geographic distance, not land use, drive gene flow across tropical bees. *Mol. Ecol.* **25**, 5345–5358
- Janzen, D.H. (1971) Euglossine bees as long-distance pollinators of tropical plants. *Science* **171**, 203–20
- Kerr, W.E. (1959) Biology of meliponids VI Aspects of food gathering and processing in some stingless bees, in: *Food Gathering Behavior of Hymenoptera*. Symp. Entomol. Soc. Am., Detroit, pp. 24–31
- Kralj, J., Fuchs, S. (2006) Parasitic *Varroa destructor* mites influence flight duration and homing ability of infested *Apis mellifera* foragers. *Apidologie* **37**, 577–587
- Kuhn-Neto, B., Contrera, F.A.L., Castro, M.S., Nieh, J.C. (2009) Long distance foraging and recruitment by a stingless bee, *Melipona mandacai*. *Apidologie* **40**, 472–480
- Leonhardt, S.D., Kaluza, B.F., Wallace, H., Heard, T.A. (2016) Resources or landmarks: which factors drive homing success in *Tetragonula carbonaria* foraging in natural and disturbed landscapes? *J. Comp. Physiol. A.* **202**, 701–708
- Li, Z., Chen, Y., Zhang, S., Chen, S., Li, W., Yan, L., Shi, L., Wu, L., Sohr, A., Su, S. (2013) Viral infection affects sucrose responsiveness and homing ability of forager honey bees, *Apis mellifera* L. *PLoS One* **8**, e77354
- Menzel, R., Geiger, K., Joerges, J., Müller, U., Chittka, L. (1998) Bees travel novel homeward routes by integrating separately acquired vector memories. *Anim. Behav.* **55**, 139–152
- Menzel, R., De Marco, R.J., Greggers, U. (2006) Spatial memory, navigation and dance behaviour in *Apis mellifera*. *J. Comp. Physiol. A.* **192**, 889–903
- Michener, C.D. (2013) The Meliponini. In: Vit, P., Pedro, S.R.M., Roubik, D.W. (eds.) *Pot-honey: a legacy of stingless bees*, pp. 3–18. Springer, New York
- Ministério do Meio Ambiente (MMA), ICMBio. (2016) Plano de Manejo-Floresta Nacional de Carajás [online] http://www.icmbio.gov.br/portal/images/stories/biodiversidade/UC-RPPN/DCOM_ICMBio_plano_de_manejo_Flona_Carajas_volume_1.pdf (accessed on 30 August 18)
- Nunes-Silva, P., Hrcir, M., Guimarães, J.T.F., Arruda, H., Costa, L., Pessin, G., Siqueira, J.O., de Souza, P., Imperatriz-Fonseca, V.L. (2019) Applications of RFID technology on the study of bees. *Insect. Soc.* **66**, 15–24
- Pahl, M., Zhu, H., Tautz, J., Zhang, S. (2011) Large scale homing in honeybees. *PLoS One* **6**, 1–7
- Rau, P. (1929) Experimental studies in the homing of carpenter and mining bees. *J. Comp. Psychol.* **9**, 35–70
- Ribeiro, M.H.M., Albuquerque, P.M.C., Luz, C.F.P. (2016) Pollen profile of Geopropolis samples collected of “Tiúba” (*Melipona (Melikerria) fasciculata* Smith 1854) in areas of Cerrado and flooded fields in the state of Maranhão, Brazil. *Braz. J. Bot.* **39**, 895–912
- Rodrigues, F., Ribeiro, M.F. (2014) Influence of experience on homing ability of foragers of *Melipona mandacai* Smith (Hymenoptera: Apidae: Meliponini). *Sociobiology* **61**, 523–528
- Roubik, D.W. (2006) Stingless bee nesting biology. *Apidologie* **37**, 124–143
- Roubik, D.W., Aluja, M. (1983) Flight ranges of *Melipona* and *Trigona* in tropical forest. *J. Kansas Entomol. Soc.* **56**, 217–222
- Silva, A.G., Pinto, R.S., Contrera, F.A.L., Albuquerque, P.M.C., Rêgo, M.M.C. (2014) Foraging distance of *Melipona subnitida* Ducke (Hymenoptera: Apidae). *Sociobiology* **61**, 494–501
- Smith, J.P., Heard, T.A., Beekman, M., Gloag, R. (2017) Flight range of the Australian stingless bee *Tetragonula carbonaria* (Hymenoptera: Apidae). *Austral Entomol.* **56**, 50–53

- Southwick, E.E., Buchmann, S.L. (1995) Effects of horizon landmarks on homing success in honey bees. *Am. Nat.* **146**, 748–764
- Stanley, D.A., Russell, A.L., Morrison, S.J., Rogers, C., Raine, N.E. (2016) Investigating the impacts of field-realistic exposure to a neonicotinoid pesticide on bumblebee foraging, homing ability and colony growth. *J. Appl. Ecol.* **53**, 1440–1449
- Steffan-Dewenter, I., Kuhn, A. (2003) Honeybee foraging in differentially structured landscapes. *Proc. R. Soc. B.* **270**, 569–575
- Streit, S., Bock, F., Pirk, C.W.W., Tautz, J. (2003) Automatic life-long monitoring of individual insect behaviour now possible. *Zoology* **106**, 169–171
- Turner, C.H. (1908) Biological bulletin the homing of the burrowing-bees (Anthophoridae). *Biol. Bull.* **15**, 247–258
- Van Nieuwstadt, M., Iraheta, C. (1996) Relation between size and foraging range in stingless bees (Apidae, Meliponinae). *Apidologie* **27**, 219–228 <https://doi.org/10.1051/apido:19960404>
- Van Veen, J.W., Sommeijer, M.J. (2000) Colony reproduction in *Tetragonisca angustula* (Apidae, Meliponini). *Insect. Soc.* **47**, 70–75
- Venturieri, G. (2004) Meliponicultura I: Caixa Racional de Criação. *Comunicado Técnico-Embrapa* **123**, 1–3
- Walther-Hellwig, K., Frankl, R. (2000a) Foraging habitats and foraging distances of bumblebees, *Bombus* spp. (Hym., Apidae), in an agricultural landscape. *J. Appl. Entomol.* **124**, 299–306
- Walther-Hellwig, K., Frankl, R. (2000b) Foraging distances of *Bombus muscorum*, *Bombus lapidarius*, and *Bombus terrestris* (Hymenoptera, Apidae). *J. Insect Behav.* **13**, 239–246
- Wille, A. (1976) Las abejas jicotes del género *Melipona* (Apidae: Meliponini) de Costa Rica. *Rev. Biol. Trop.* **24**, 123–147
- Wille, A. (1983) Biology of the Stingless Bees. *Annu. Rev. Entomol.* **28**, 41–64
- Wolf, S., McMahon, D.P., Lim, K.S., Pull, C.D., Clark, S.J., Paxton, R.J., Osborne, J.L. (2014). So near and yet so far: harmonic radar reveals reduced homing ability of *Nosema* infected honeybees. *PLoS One* **9**, e103989.
- Wright, I.R., Roberts, S.P.M., Collins, B.E. (2015) Evidence of forage distance limitations for small bees (Hymenoptera: Apidae). *Eur. J. Entomol.* **112**, 303–310
- Zurbuchen, A., Landert, L., Klaiber, J., Müller, A., Hein, S., Dorn, S. (2010) Maximum foraging ranges in solitary bees: only few individuals have the capability to cover long foraging distances. *Biol. Conserv.* **143**, 669–676

Publisher's note Springer Nature remains neutral with regard to jurisdictional claims in published maps and institutional affiliations.