



Orofacial somatosensory inputs enhance speech intelligibility in noisy environments

Rintaro Ogane, Jean-Luc Schwartz, Takayuki Ito

► To cite this version:

Rintaro Ogane, Jean-Luc Schwartz, Takayuki Ito. Orofacial somatosensory inputs enhance speech intelligibility in noisy environments. ISSP 2020 - 12th International Seminar on Speech Production, Dec 2020, Providence (virtual), United States. . hal-03083564

HAL Id: hal-03083564

<https://hal.science/hal-03083564>

Submitted on 19 Dec 2020

HAL is a multi-disciplinary open access archive for the deposit and dissemination of scientific research documents, whether they are published or not. The documents may come from teaching and research institutions in France or abroad, or from public or private research centers.

L'archive ouverte pluridisciplinaire **HAL**, est destinée au dépôt et à la diffusion de documents scientifiques de niveau recherche, publiés ou non, émanant des établissements d'enseignement et de recherche français ou étrangers, des laboratoires publics ou privés.

Orofacial somatosensory inputs enhance speech intelligibility in noisy environments

Rintaro Ogane¹, Jean-Luc Schwartz¹, Takayuki Ito^{1,2}

¹ Univ. Grenoble Alpes, CNRS, Grenoble INP*, GIPSA-lab, Grenoble, France, ² Haskins Laboratories, New Haven, USA

* Institute of Engineering Univ. Grenoble Alpes

Contact : rintaro.ogane@gipsa-lab.grenoble-inp.fr

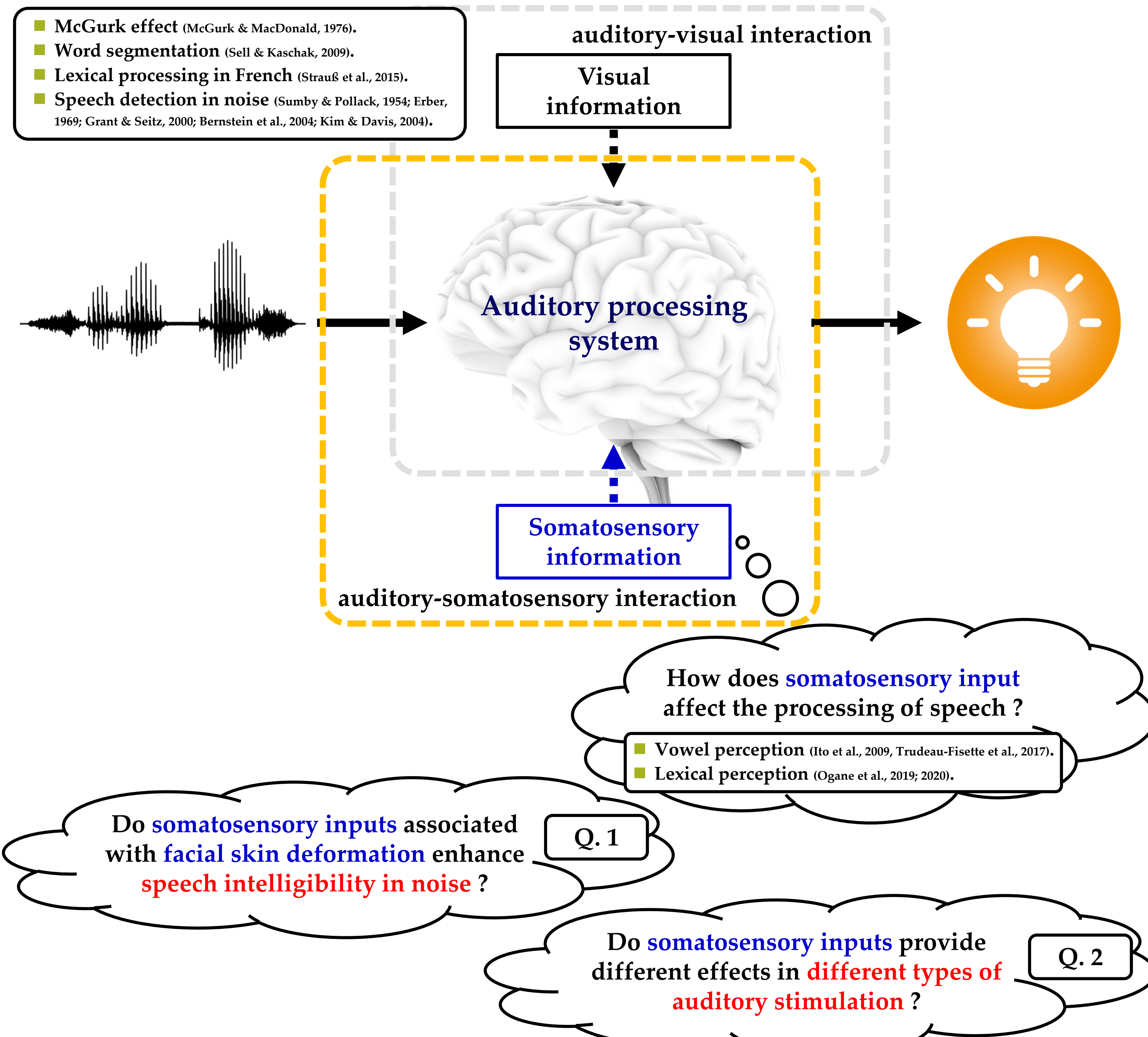
Summary

- **Somatosensory inputs** associated with **facial skin deformation** enhance **speech intelligibility in noise**, when the **somatosensory stimulation** is compatible with the **articulatory nature** of the corresponding speech sound.
- The **orofacial somatosensory system** may intervene in the process of **speech detection** in noisy environments.

Introduction

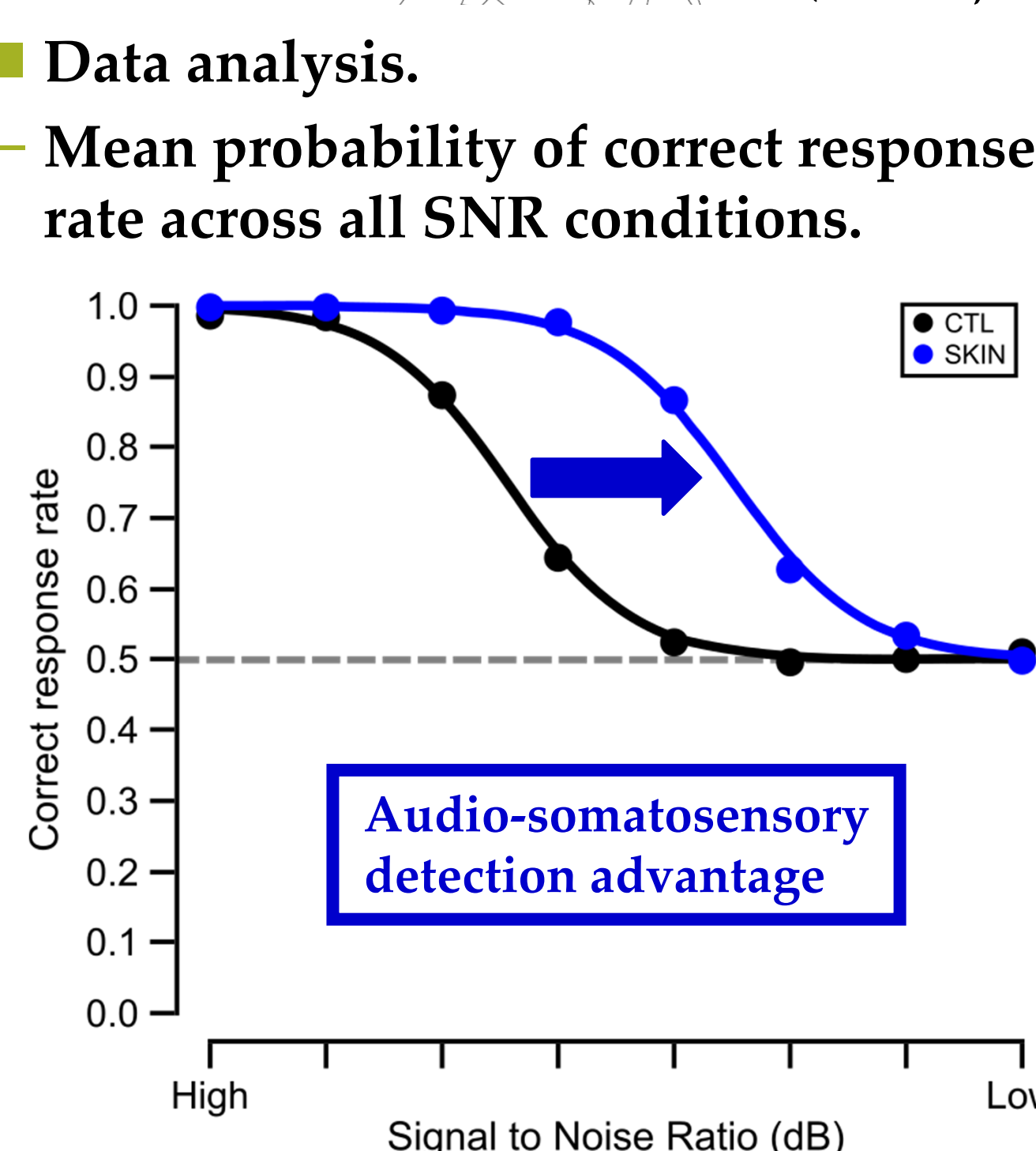
Speech perception is an **interactive process** with multiple modalities and some perceptuo(multisensory)-motor connections (Schwartz et al., 2012).

- McGurk effect (McGurk & MacDonald, 1976).
- Word segmentation (Sell & Kaschak, 2009).
- Lexical processing in French (Strauß et al., 2015).
- Speech detection in noise (Sumbly & Pollack, 1954; Erber, 1969; Grant & Seitz, 2000; Bernstein et al., 2004; Kim & Davis, 2004).



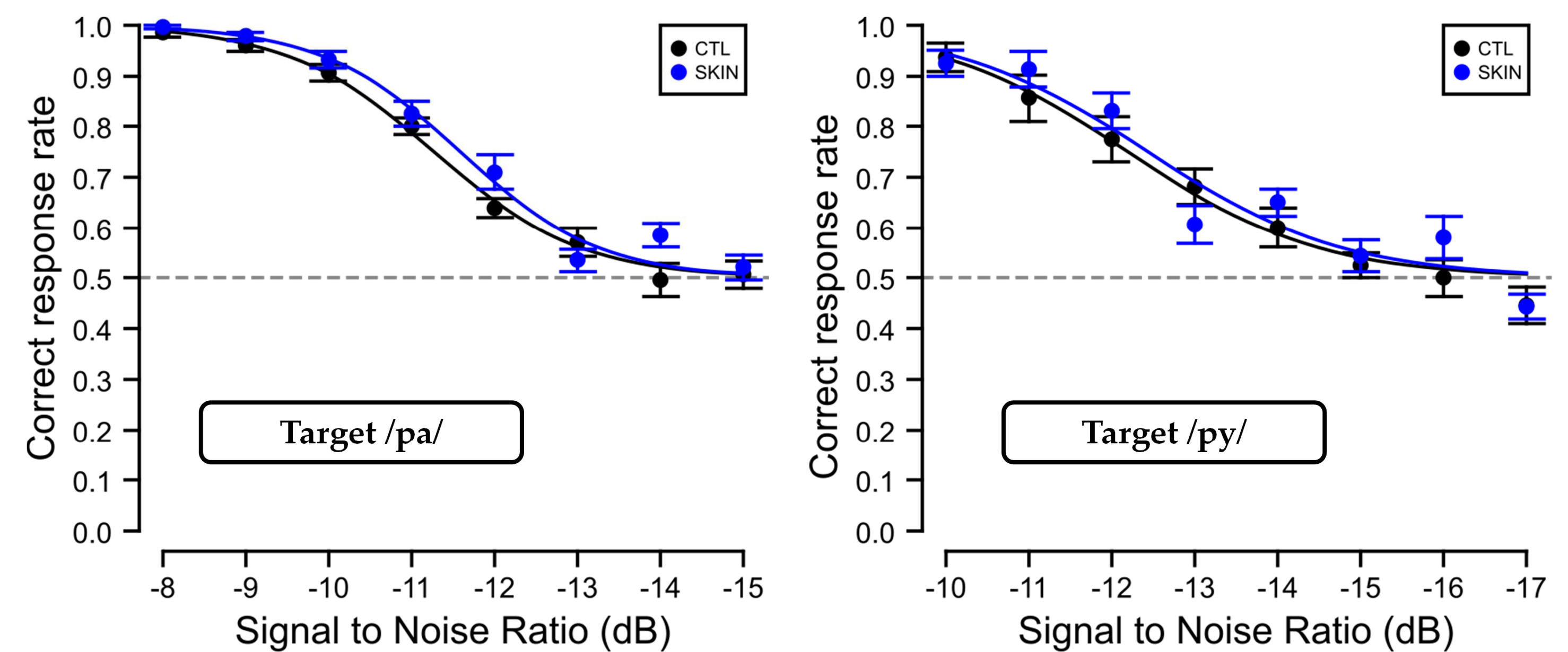
Methods

- **Participants** : 22 native French speakers.
 - 14 for Exp. 1 and 8 for Exp. 2.
- **Speech materials**.
 - /pa/ for Exp. 1 and /py/ for Exp. 2.
- **Speech detection test**.
 - Task : to identify which noise period includes the target speech sound ?
- 1st noise ? or 2nd noise ?
- Note: two onsets of target speech sound were applied to avoid the participant's anticipation.
- Speech stimulus was embedded in background noises (80 dB of SPL) with 8 SNR levels.
 - -8 dB to -15 dB for target /pa/.
 - -10 dB to -17 dB for target /py/.
- Two experimental conditions were alternated every 8 trials.
 - **SKIN** : with somatosensory stimulation.
 - **CTL** : auditory-alone.
- **Somatosensory stimulation on the face (SKIN)**.
 - Upward direction.
 - A half-wave 6 Hz sinusoidal pattern.
 - Applied in both noise periods.
 - The timing was adjusted to match the peak amplitude between somatosensory and auditory stimuli.
- **Data analysis**.
 - Mean probability of correct response rate across all SNR conditions.

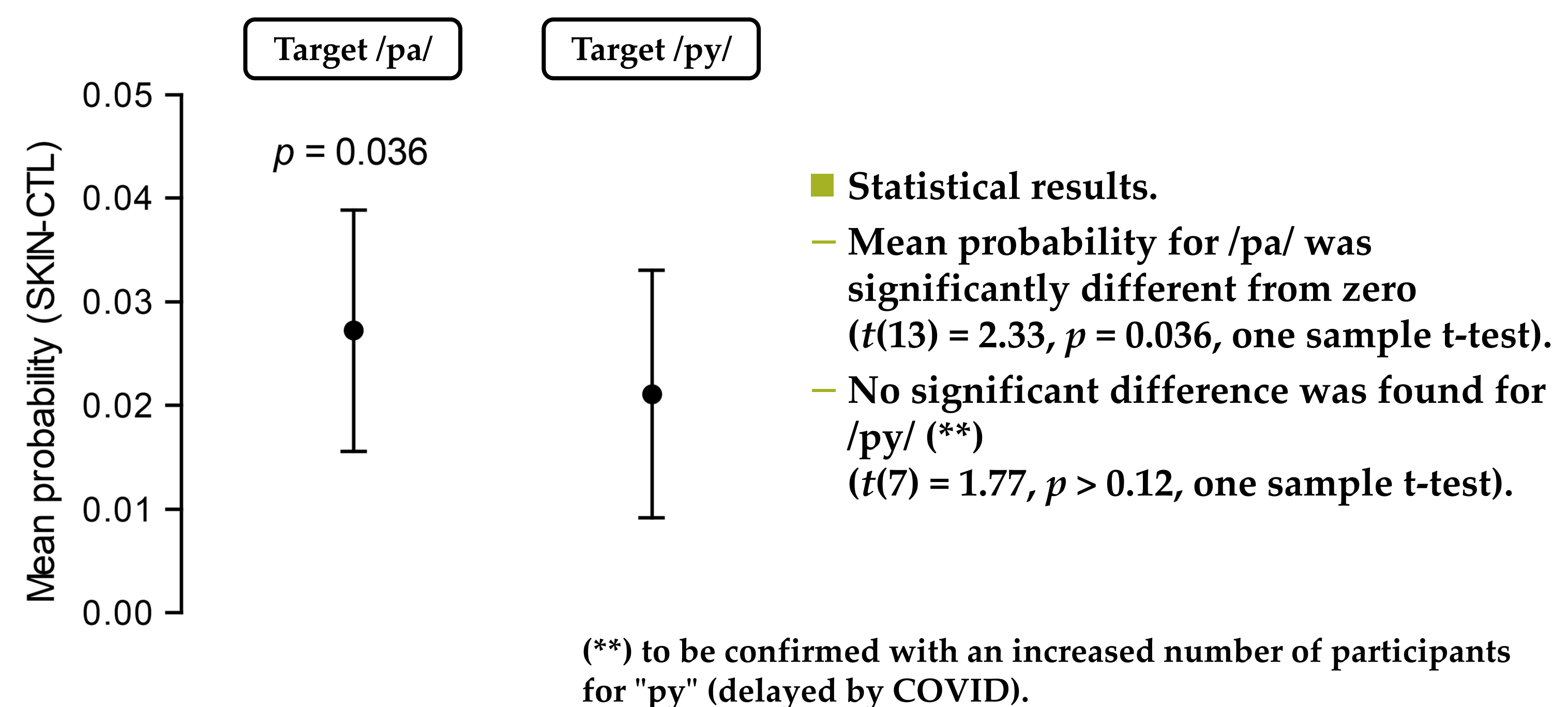


Results

Correct response rate.

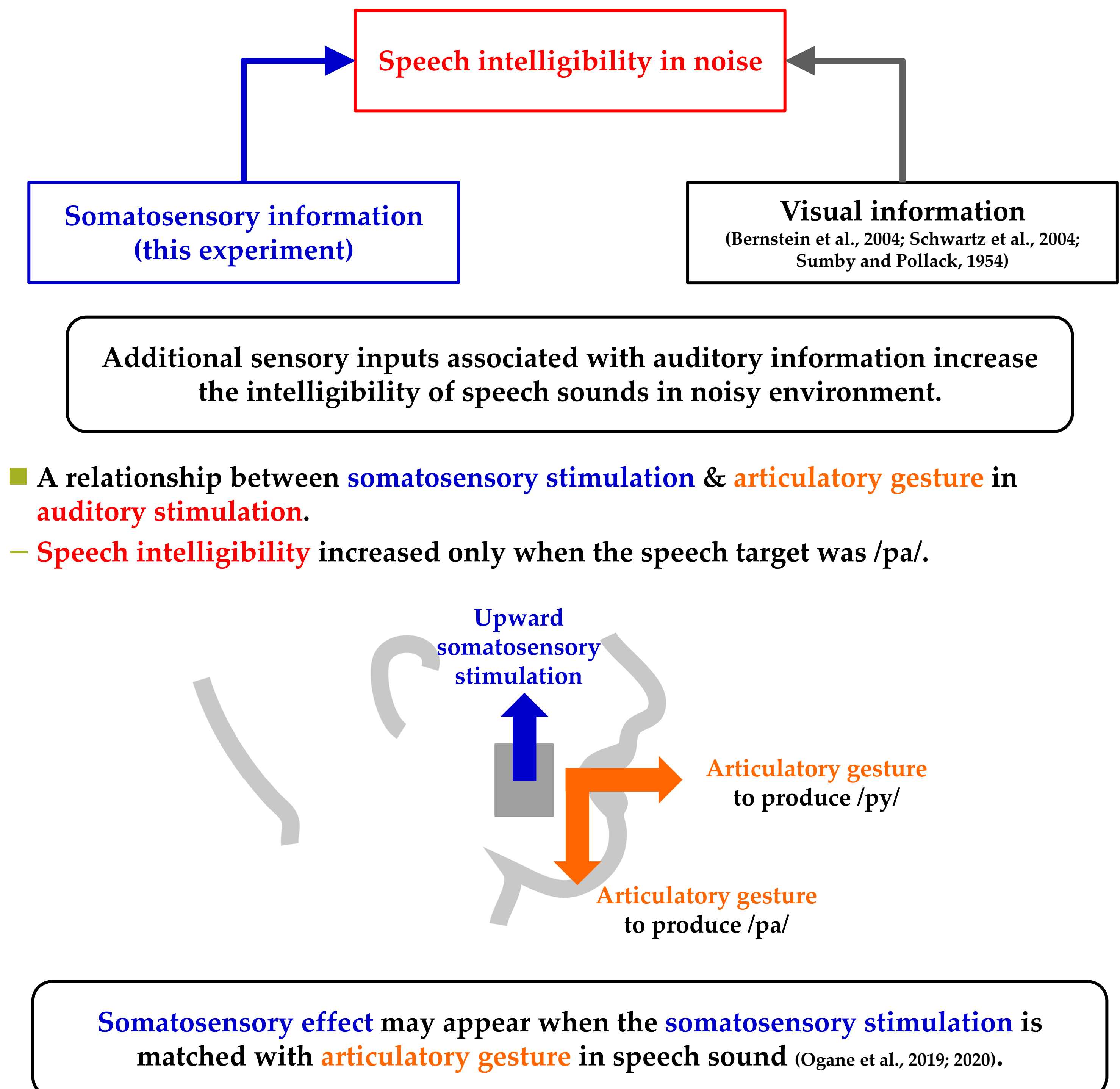


Mean probability of correct response rate.



Discussion

- **Speech intelligibility in noise** was increased in **SKIN** compared to CTL.
 - $\approx 3\%$ increased for speech target /pa/.
- **Somatosensory effect** is consistent with audio-visual speech processing.



Acknowledgments

- This work was supported by the European Research Council under the European Community's Seventh Framework Program (FP7/2007-2013 Grant Agreement no. 339152) and the National Institute on Deafness and Other Communication Disorders R01DC017439.
- We thank Gurvan Quiniou for data collection and analysis, and Silvain Gerber for statistical analysis. We also thank Coriandre Vilain for his technical support.