



HAL
open science

Disorder-driven two-dimensional quantum phase transitions in Li_xMoS_2

Ivan Verzhbitskiy, Damien Voiry, Manish Chhowalla, Goki Eda

► **To cite this version:**

Ivan Verzhbitskiy, Damien Voiry, Manish Chhowalla, Goki Eda. Disorder-driven two-dimensional quantum phase transitions in Li_xMoS_2 . *2D Materials*, 2020, 7 (3), pp.035013. <10.1088/2053-1583/ab8690>. <hal-03082871>

HAL Id: hal-03082871

<https://hal.science/hal-03082871v1>

Submitted on 4 Jan 2021

HAL is a multi-disciplinary open access archive for the deposit and dissemination of scientific research documents, whether they are published or not. The documents may come from teaching and research institutions in France or abroad, or from public or private research centers.

L'archive ouverte pluridisciplinaire **HAL**, est destinée au dépôt et à la diffusion de documents scientifiques de niveau recherche, publiés ou non, émanant des établissements d'enseignement et de recherche français ou étrangers, des laboratoires publics ou privés.



HAL Authorization

ACCEPTED MANUSCRIPT

Disorder-driven two-dimensional quantum phase transitions in Li_xMoS_2

To cite this article before publication: Ivan Verzhbitskiy *et al* 2020 *2D Mater.* in press <https://doi.org/10.1088/2053-1583/ab8690>

Manuscript version: Accepted Manuscript

Accepted Manuscript is “the version of the article accepted for publication including all changes made as a result of the peer review process, and which may also include the addition to the article by IOP Publishing of a header, an article ID, a cover sheet and/or an ‘Accepted Manuscript’ watermark, but excluding any other editing, typesetting or other changes made by IOP Publishing and/or its licensors”

This Accepted Manuscript is © 2020 IOP Publishing Ltd.

During the embargo period (the 12 month period from the publication of the Version of Record of this article), the Accepted Manuscript is fully protected by copyright and cannot be reused or reposted elsewhere.

As the Version of Record of this article is going to be / has been published on a subscription basis, this Accepted Manuscript is available for reuse under a CC BY-NC-ND 3.0 licence after the 12 month embargo period.

After the embargo period, everyone is permitted to use copy and redistribute this article for non-commercial purposes only, provided that they adhere to all the terms of the licence <https://creativecommons.org/licenses/by-nc-nd/3.0>

Although reasonable endeavours have been taken to obtain all necessary permissions from third parties to include their copyrighted content within this article, their full citation and copyright line may not be present in this Accepted Manuscript version. Before using any content from this article, please refer to the Version of Record on IOPscience once published for full citation and copyright details, as permissions will likely be required. All third party content is fully copyright protected, unless specifically stated otherwise in the figure caption in the Version of Record.

View the [article online](#) for updates and enhancements.

Disorder-driven two-dimensional quantum phase transitions in Li_xMoS_2

Ivan A. Verzhbitskiy,^{1,2,*} Damien Voiry,³ Manish Chhowalla,⁴ and Goki Eda^{1,2,5,*}

¹Department of Physics, National University of Singapore, Singapore

²Centre for Advanced 2D Materials, National University of Singapore, Singapore

³Institut Européen des Membranes, Université de Montpellier, France

⁴Department of Materials Science & Metallurgy, Cambridge University, UK

⁵Department of Chemistry, National University of Singapore, Singapore

*Correspondence to: ivan@nus.edu.sg; g.eda@nus.edu.sg

Quantum phase transition (QPT) is the keystone in understanding the quantum state of matter. Here we report observation of QPT and its evolution in nanosheets of Li_xMoS_2 with various degrees of disorder introduced by progressive thermal annealing. The material exhibits onset of superconducting transition at temperatures ranging between 3 and 6 K. We show that the angular dependence of the upper critical field is well described by Tinkham's (2D) model. Finite-size scaling analysis reveals that the pristine samples with predominantly T/T' phases exhibit magnetic-field driven superconductor-to-metal QPT. We further show that annealed samples with a higher content of 2H phase exhibit QPT with diverging critical exponents similar to the recently reported behaviours of highly crystalline 2D superconductors.

Introduction

Disorder plays a fundamental role in defining the nature of superconducting transition in low-dimensional systems [1, 2]. In the past decades, thin films of amorphous metals such as Bi [3] and MoGe [4] were the main model systems to study the effect of disorder for 2D superconductors. The degree of disorder in these systems can be controlled by deposition and processing conditions, allowing destruction of superconductivity to be studied systematically. Superconductor-insulator transition (SIT) in these films are believed to be purely driven by quantum fluctuations at $T = 0$ K. Recently, such quantum phase transition (QPT) has been reported in 2D superconductors based on crystalline van der Waals layered materials [5], opening up studies of various exotic phenomena, such as quantum metal ground state [6], Ising superconductivity [7-9] and Griffiths singularity [10, 11]. However, unlike the traditional amorphous metals and recent ultrathin crystalline films such as Ga [12], Pb [13, 14] and

1
2
3 YBa₂Cu₃O_{7-x} (YBCO) [15], the effect of disorder in these van der Waals layered
4
5 superconductors has not been studied systematically due to lack of controlled approach to
6
7 introducing disorder.
8
9

10
11 Intercalation compounds of transition metal dichalcogenides are potentially an ideal
12
13 platform to study the effects of disorder on 2D superconductivity due to their versatile
14
15 chemistry [16, 17]. Superconductivity in intercalation compounds of MoS₂ have been
16
17 extensively studied in the 70's and 80's. They superconduct below a critical temperature T_c of
18
19 3~7 K depending on the guest species and their concentration [18-20]. It is known that A_xMoS₂
20
21 (where A represents the intercalating species) often contain inherent disorder due to
22
23 coexistence of multiple structural phases [21]. Recently, potassium intercalated compound,
24
25 K_xMoS₂, was found [22] to exhibit anomalous changes in the magnetic susceptibility as a
26
27 function of temperature, which were attributed to the coexistence of three crystalline phases:
28
29 1T, 1T', and 2H, all of which are well-known polymorphs of MoS₂. The composition of the
30
31 structural phases depends on the concentration of intercalating species [23]. Fully intercalated
32
33 A_xMoS₂ with $x \approx 1$ consists primarily of metallic T/T' phases whereas at lower values of x , the
34
35 semiconducting 2H phase coexists with the T/T' phases. Thus, A_xMoS₂ represents a unique 2D
36
37 crystalline superconducting platform in which the degree of quenched disorder can be
38
39 continuously varied via either intercalation or de-intercalation.
40
41
42
43
44

45
46 Here, we report the onset of superconducting transition in exfoliated nanosheets of
47
48 Li_xMoS₂ having different structural phase compositions prepared by annealing-induced phase
49
50 changes. We show that the pristine crystals with a high content of T/T' phases exhibit magnetic-
51
52 field-driven SIT that can be described as a 2D QPT phenomenon. With increased disorder
53
54 induced by mild annealing resulting in reduction of the superconducting phase, we observe
55
56 modification to the scaling behaviors of QPT. We propose possible formation of rare
57
58
59
60

1
2
3 superconducting islands, similar to the cases of recently reported ultrathin crystalline films [10-
4
5 13, 15].
6
7

8 **Results**

9
10
11 Lithium-intercalated MoS₂ single crystals (Fig. 1a) were directly synthesized by
12
13 chemical vapor transport (CVT). In contrast to MoS₂ intercalated using butyllithium, we found
14
15 that direct growth of Li_xMoS₂ yields high quality crystals with a high concentration of T/T'
16
17 phases. We identified T/T' polymorphs of MoS₂ using electron microscopy, X-ray
18
19 photoemission (XPS) and Raman spectroscopy. Based on XPS analysis, we estimate the T/T'
20
21 phase content to be >80% in pristine crystals (Fig. S1). Magneto-transport properties of
22
23 phase content to be >80% in pristine crystals (Fig. S1). Magneto-transport properties of
24
25 mechanically exfoliated Li_xMoS₂ crystals (from 4 to 40 nm in thickness) were studied on
26
27 SiO₂/Si substrates after fabricating multi-terminal devices by standard e-beam lithography and
28
29 thermal evaporation of metal contacts (Fig. 1b). From Hall measurements we estimated the
30
31 carrier density to be of the order of $2 \times 10^{15} \text{ cm}^{-2}$. Room temperature sheet resistance of the
32
33 devices was found to vary between 200 Ω and 5 k Ω . Due to moisture sensitivity of Li_xMoS₂,
34
35 its exposure to air was minimized during device fabrication. Extended annealing was also
36
37 avoided to prevent undesirable phase changes. While some degree of deintercalation and phase
38
39 changes is unavoidable, interestingly, as-prepared devices consistently exhibited increasing
40
41 resistance with temperature as expected from the metallic character of T/T' MoS₂. At
42
43 temperatures ranging between 3 ~ 6 K, abrupt change in resistance was observed, indicating
44
45 an onset of superconducting transition, as shown in Fig. 1b. Zero-resistance state was not
46
47 observed within the temperature window of the current study, suggesting that non-
48
49 superconducting phases are present in the as-prepared samples.
50
51
52
53
54
55
56
57
58
59
60

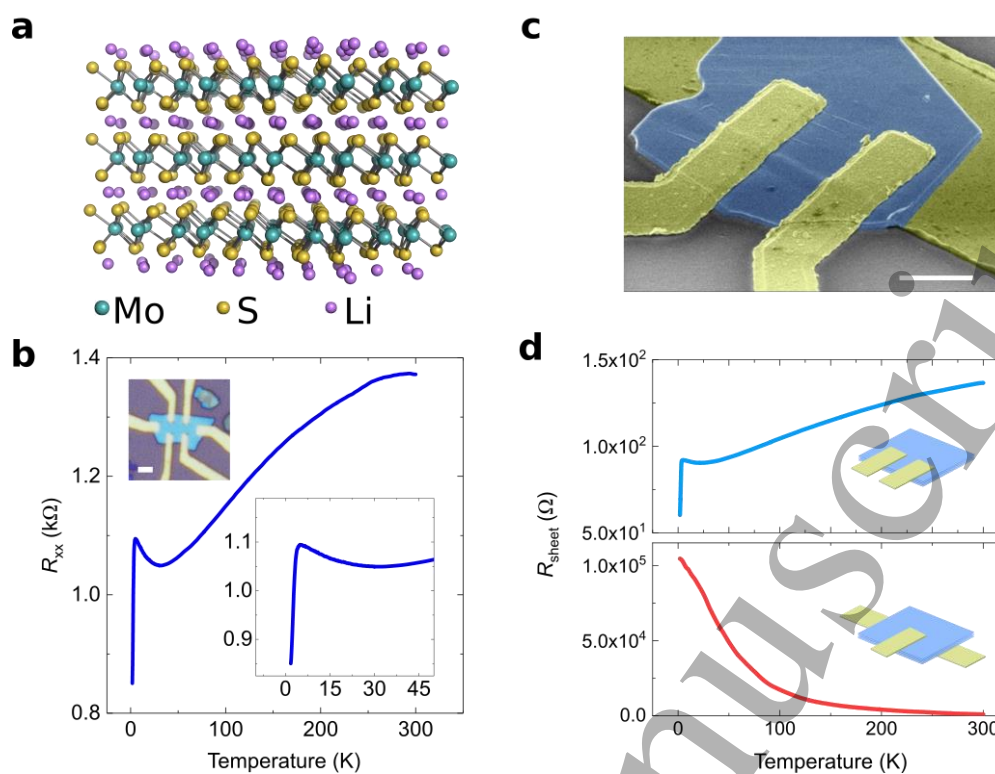


Figure 1. Characterization of Li_xMoS_2 flakes. (a) A ball-and-stick model representation of Li_xMoS_2 crystal. (b) Typical R - T dependence of a Li_xMoS_2 device. The upper inset shows the optical image of the device (scale bar is $2\ \mu\text{m}$). The lower inset shows the low-temperature region, highlighting the onset of superconductivity at the $T_{\text{onset}} = 4.8\ \text{K}$. (c) False-colour SEM image of the device for the out-of-plane transport measurements. (d) In-plane (top panel) and out-of-plane (bottom panel) R - T curves. Insets show the measurement geometries.

We studied the conductivity anisotropy of the sample by measuring the in-plane and out-of-plane resistance of a $30\ \text{nm}$ thick pristine Li_xMoS_2 nanosheet in two probe configuration (Fig. 1c). Figure 1d shows the contrasting temperature dependence of the in-plane and out-of-plane resistances. The out-of-plane resistance is 2~3 orders of magnitude greater than the in-plane resistance and exhibits characteristics of a band insulator with no sign of superconducting transition at low temperatures. This large anisotropy implies that superconductivity of individual layers is decoupled from each other, suggesting its 2D nature.

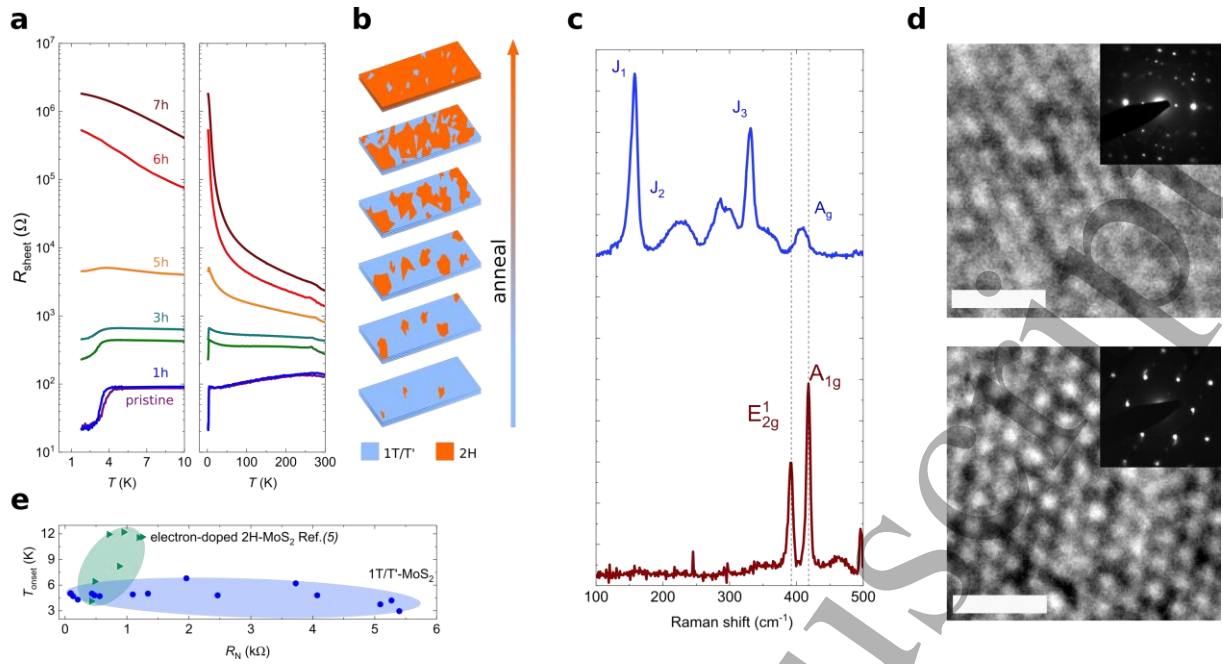


Figure 2. Annealing of Li_xMoS_2 samples. (a) R - T curves of pristine Li_xMoS_2 flake after a period of annealing. After 6 hours of annealing, the onset of superconductivity can no longer be observed under our experimental conditions. (b) Schematic represents evolution of the composition of the superconducting 1T/T' and insulating 2H phases. (c) The first-order Raman spectrum of pristine (top) and annealed (bottom) samples, respectively. (d) High-resolution TEM images of pristine (top) and annealed (bottom) samples, respectively (scale bar is 1 nm). The insets show the SAED patterns from these samples. (e) Dependence of superconductivity onset, T_{onset} on normal state resistance R_N . Green triangles represent electron-doped 2H-MoS₂ Ref. [5] and blue circles represent Li_xMoS_2 samples.

In order to induce changes in phase composition, we progressively annealed the superconducting samples in steps at 100 °C in vacuum. The sample becomes a simple band insulator after prolonged annealing (Fig. 2a). However, the onset of superconducting transition is still observable for short annealing times (< 5 hrs), indicating that the restoration of the insulating phase is a gradual process as schematically illustrated in Fig. 2b. Figure 2e shows superconductivity onset temperature, T_{onset} , as a function of normal state resistance, R_N (the resistance plateau immediately above T_{onset}) for progressively annealed device as well as as-fabricated devices. It can be seen that T_{onset} remains nearly constant despite the large variation in R_N . This behavior is distinct from that of gate-induced superconductivity in 2H-MoS₂ where T_{onset} changes between 4 and 12 K when R_N changes by a factor of two at different gate biases (Fig. 2e, green symbols) [5]. This implies that the superconductivity of our samples is governed

1
2
3 by the 1T/T' phases rather than the heavily doped 2H phase. In other words, annealing
4 primarily induces reduction in the superconducting phase content rather than changes in its
5 properties due to reduction in the doping density. Thus R_N can be taken as a measure of the
6 degree of disorder associated with the mixed phase structure. As-fabricated devices exhibit a
7 range of R_N , suggesting that the phase composition varies across different pristine crystals. It
8 is worth noting that T_{onset} being independent of R_N is qualitatively different from the behavior
9 of amorphous metal films where disorder weakens Coulomb screening, reducing critical
10 temperature [24]. However, the observed trend is similar to that of the 2D high-temperature
11 superconductor [15] where disorder was systematically introduced and disorder-induced QPT
12 was observed. Our observation suggests that the strength of the superconducting pairing in T/T'
13 phase is only weakly dependent on the phase composition.
14
15
16
17
18
19
20
21
22
23
24
25
26
27
28

29 After annealing at 100 °C in vacuum for more than 5 hours, the sample relaxed to the
30 semiconducting 2H phase as evidenced by the disappearance of the J phonon peaks of the T/T'
31 phase and emergence of characteristic Raman A_{1g} and E_{2g} peaks (Fig. 2c). This phase relaxation
32 is most likely accompanied by de-intercalation of lithium. The TEM images and selected area
33 electron diffraction patterns shown in Fig. 2d show that the samples remain crystalline after
34 annealing. The reduction in the T/T' phase content is most pronounced during the initial 1~2
35 hours of annealing as previously reported [25].
36
37
38
39
40
41
42
43
44
45
46
47
48
49

50 Discussion

51 2D superconductivity in pristine Li_xMoS_2

52 Figure 3a shows the disappearance of the superconducting transition with increasing
53 out-of-plane magnetic field for the pristine T/T' samples. With increasing field, the sheet
54 resistance becomes weakly temperature dependent, saturating at $\sim 210 \Omega$ at $T = 2 \text{ K}$, which is
55
56
57
58
59
60

1
2
3 a behavior common to weakly localized metals. Note that this saturation resistance is well
4 below quantum resistance ($h/4e^2 = 6.45 \text{ k}\Omega$) and there is no sign of insulating phase emerging
5 in our experimental window. This trend is characteristic of magnetic-field-induced
6 superconductor-metal transition (SMT) [26]. Strong anisotropy of the superconductivity is
7 evident from the significantly larger in-plane magnetic field needed to destroy the
8 superconducting phase (Fig. 3b). The dependence of the upper critical field B_{c2} (defined as the
9 field required to reach $0.9R_N$) with temperature can be well described by the Werthamer-
10 Helfand-Hohenberg (WHH) model, which depicts the behavior of conventional type-II
11 superconductors (Fig. 3c) [27, 28]. The onset of superconductivity B_{onset} (defined as the field
12 at which $\partial R/\partial T$ first changes its sign with increasing temperature) exhibits similar dependence
13 with temperature as B_{c2} . It is worth noting, that parallel critical field curve also accurately
14 follows the 2D Ginzburg-Landau behavior (2D-GL, $B_{c2}^{\parallel} \sim \sqrt{1 - T/T_c}$) often used to describe
15 the 2D superconducting systems [29]. Interestingly, within the experimental range the curve
16 exceeds the Pauli limit ($\sim 6 \text{ T}$), which suggests the strong influence of spin-orbit interaction
17 effects [30].
18
19
20
21
22
23
24
25
26
27
28
29
30
31
32
33
34
35
36
37
38
39
40
41
42
43
44
45
46
47
48
49
50
51
52
53
54
55
56
57
58
59
60

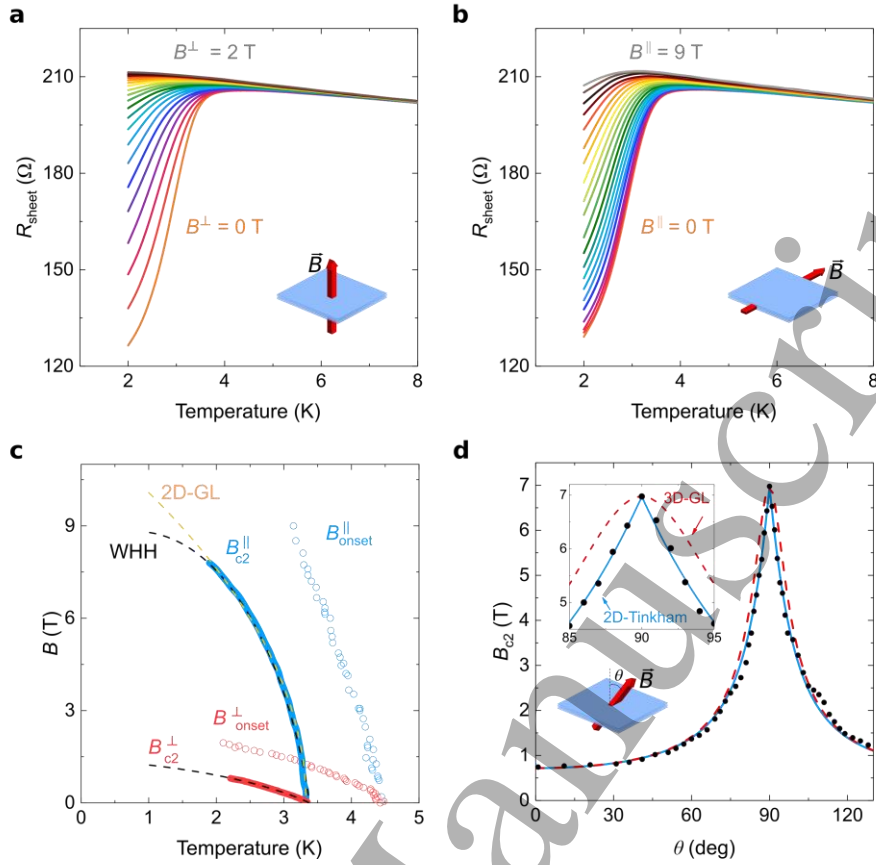


Figure 3. 2D superconductivity of pristine Li_xMoS_2 . (a,b) R - T dependence at a constant magnetic field (a) perpendicular and (b) parallel to the crystal layer plane. (c) The upper critical magnetic field B_{c2} (solid lines) and onset of superconductivity B_{onset} (open symbols) as a function of temperature for both parallel (blue) and perpendicular (red) directions. The curves are fitted with WHH model (black dash) and 2D-GL (orange dash). (d) Angular dependence of the upper critical magnetic field at 1.8 K. The experimental data (black) are fitted with 3D Ginzburg-Landau (3D-GL) and 2D Tinkham's model. Inset shows the feature around the peak.

From B_{c2} - T dependence we estimated the Ginzburg-Landau (GL) coherence length limits to be $\xi_{ab} \approx 15.5 \text{ nm}$ and $\xi_c \approx 2.3 \text{ nm}$. Although these values are greater than the thickness of the individual MoS_2 layer ($\sim 0.7 \text{ nm}$), the strong anisotropy in GL coherence lengths is consistent with 2D superconductivity. Similar anisotropy has been recently observed in 2H- MoS_2 Ising superconductors [7, 8]. Our out-of-plane transport measurements further support the observation of 2D superconductivity (Fig.1d).

To further verify the dimensionality of the superconductivity, we measured the dependence of B_{c2} critical field on the angle θ between field direction and c -axis of the Li_xMoS_2

crystal (Fig. 3d). The angular dependence is well described by Tinkham's (2D) model ($H_{c2}(\theta)\sin\theta/H_{c2}^{\parallel} + |H_{c2}(\theta)\cos\theta/H_{c2}^{\perp}| = 1$) [31] rather than with 3D GL anisotropic mass model ($(H_{c2}(\theta)\sin\theta/H_{c2}^{\parallel})^2 + (H_{c2}(\theta)\cos\theta/H_{c2}^{\perp})^2 = 1$). The cusp-like feature agreeing well with the 2D model is a hallmark of interfacial superconductivity [32, 33]. These findings collaborate with the Berezinskii-Kosterlitz-Thouless [34] transition recently observed in 1T-MoS₂ [35].

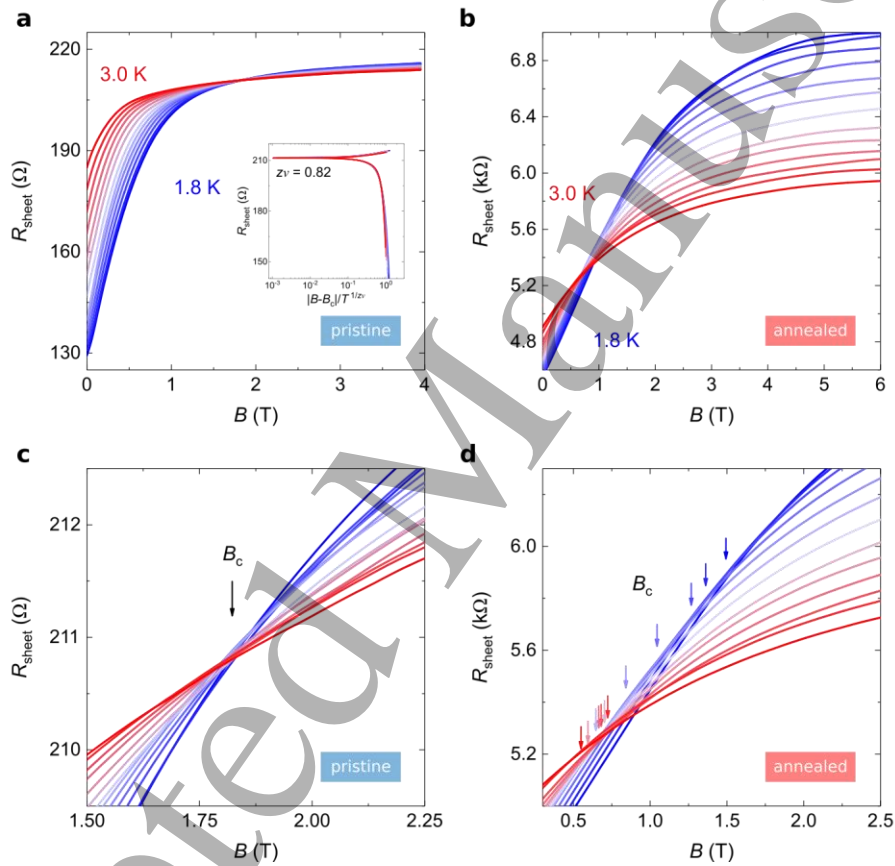


Figure 4. R - B crossings for pristine and annealed samples. Magnetoresistance isotherms in the temperature range of 1:8 - 3:0 K for pristine (a, c) and annealed (b, d) samples in different scales. The arrows in (c, d) indicate the crossing points of the adjacent isotherms. Inset in (a) shows the finite-size scaling (FSS) analysis for the isotherms of the pristine sample.

Quantum phase transition

Figure 4 shows the magnetoresistance isotherms of pristine and annealed crystal. The isotherms exhibit qualitatively different critical transition behaviors for the two samples. For the pristine sample, the low temperature curves (1.8 ~ 2.4 K) virtually cross at a single point whereas the crossing points shift systematically with temperature for the annealed sample. The single crossing behavior, which is characterized by temperature-independent critical resistance and field, is one of the key signatures of QPT. Here, we apply the finite-size scaling (FSS) analysis [36, 37], which in two dimensions has the form:

$$R(x, T) = R_c f(|x - x_c| T^{-1/z\nu}),$$

where x is the tuning parameter for the transition (here, perpendicular magnetic field), R_c is the critical resistance that separates the superconducting and metallic states at $x = x_c$, ν and z are the correlation length and dynamical critical exponent of QPT. Inset of the Fig. 4a shows that all the low temperature isotherms (1.8 ~ 2.4 K) collapse into a single curve, demonstrating good agreement to the above equation. The ‘effective’ critical exponent $z\nu$ was evaluated by taking the slope of $\log(\partial R/\partial B|_{B_c})$ versus $\log(T^{-1})$. For most of our pristine samples $z\nu$ values were found to be 0.7-0.8 (see Supplementary Table S1 for the summary of values obtained for 5 pristine samples).

Interestingly, the isotherm crossing behaviors of the annealed sample (Fig. 4b, d) resemble those of ionically gated ZrNCl and 2H-MoS₂ [10] which were reported to exhibit quantum Griffiths state [12]. Here we examine the isotherms of the annealed sample by performing FSS analysis for adjacent curves. Figure 5 shows the $z\nu$ values as a function of the magnetic field. It can be seen that $z\nu$ diverges towards a certain field, following activated scaling law, similar to the case of ionically gated ZrNCl and 2H-MoS₂. All annealed and some as-fabricated devices with high R_N exhibited the same behavior (Fig. 5). This diverging exponent is indicative of presence of quantum Griffiths phase, which is characterized by the

formation of weakly coupled rare superconducting regions in a non-superconducting matrix.

The contrasting behaviors of as-fabricated and annealed devices suggest the role of disorder in modifying the superconducting ground state of the system.

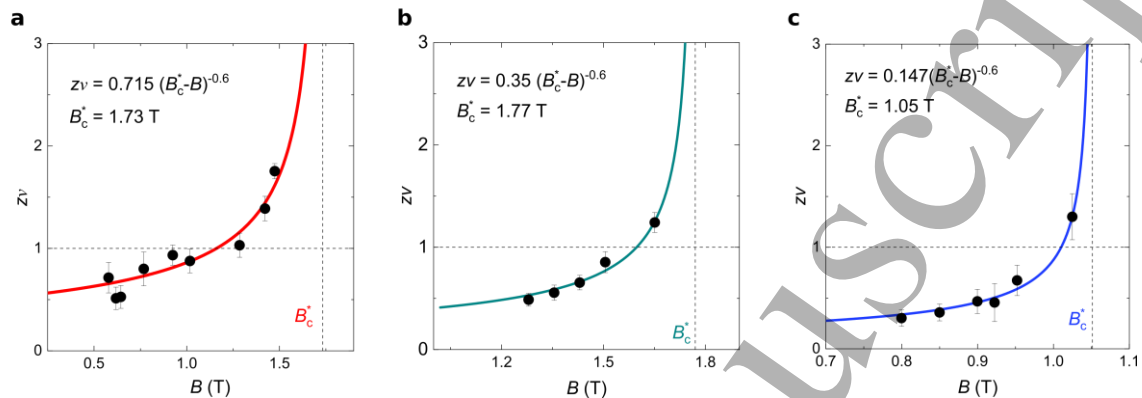


Figure 5. Quantum Phase Transition in Li_xMoS_2 . Activated behaviour of the critical exponent as a function of magnetic field for annealed (a) and pristine (b, c) samples. Each value was extracted by FSS analysis. Vertical and horizontal lines represent $=1.73$ T and $=1$.

In summary, we studied the impact of mixed-phase structure of Li_xMoS_2 on its superconducting transitions. The pristine samples with a low degree of disorder consistently exhibit signatures of 2D superconductor-metal QPT. In mildly annealed samples with a higher content of 2H phase, we find that the QPT was strongly altered and exhibited scaling behaviors characterized by the diverging critical exponents, resembling the case of ionically gated ZrNCl and MoS_2 . Our findings demonstrate that Li_xMoS_2 offers a versatile platform for studying non-conventional QPT due to its high crystallinity and continuously tunable disorder.

Bibliography

1. Lin, Y.-H., J. Nelson, and A.M. Goldman, *Superconductivity of very thin films: The superconductor–insulator transition*. Physica C: Superconductivity and its Applications, 2015. **514**: p. 130-141.
2. Dobrosavljevic, V., N. Trivedi, and J.M.J. Valles, *Conductor-Insulator Quantum Phase Transitions*. 2012, Oxford: Oxford University Press.
3. Haviland, D.B., Y. Liu, and A.M. Goldman, *Onset of superconductivity in the two-dimensional limit*. Physical Review Letters, 1989. **62**(18): p. 2180-2183.
4. Yazdani, A. and A. Kapitulnik, *Superconducting-Insulating Transition in Two-Dimensional a-MoGe Thin Films*. Physical Review Letters, 1995. **74**(15): p. 3037-3040.
5. Ye, J.T., et al., *Superconducting Dome in a Gate-Tuned Band Insulator*. Science, 2012. **338**(6111): p. 1193-1196.
6. Saito, Y., et al., *Metallic ground state in an ion-gated two-dimensional superconductor*. Science, 2015. **350**(6259): p. 409-413.
7. Lu, J.M., et al., *Evidence for two-dimensional Ising superconductivity in gated MoS₂*. Science, 2015. **350**(6266): p. 1353-1357.
8. Saito, Y., et al., *Superconductivity protected by spin-valley locking in ion-gated MoS₂*. Nature Physics, 2016. **12**(2): p. 144-149.
9. Xi, X., et al., *Ising pairing in superconducting NbSe₂ atomic layers*. Nature Physics, 2016. **12**(2): p. 139-143.
10. Saito, Y., T. Nojima, and Y. Iwasa, *Quantum phase transitions in highly crystalline two-dimensional superconductors*. Nature Communications, 2018. **9**(1): p. 778.
11. Xing, Y., et al., *Ising Superconductivity and Quantum Phase Transition in Macro-Size Monolayer NbSe₂*. Nano Letters, 2017. **17**(11): p. 6802-6807.
12. Xing, Y., et al., *Quantum Griffiths singularity of superconductor-metal transition in Ga thin films*. Science, 2015. **350**(6260): p. 542-545.
13. Liu, Y., et al., *Anomalous quantum Griffiths singularity in ultrathin crystalline lead films*. Nature Communications, 2019. **10**(1): p. 3633.
14. Liu, Y., et al., *Interface-Induced Zeeman-Protected Superconductivity in Ultrathin Crystalline Lead Films*. Physical Review X, 2018. **8**(2): p. 021002.
15. Yang, C., et al., *Intermediate bosonic metallic state in the superconductor-insulator transition*. Science, 2019. **366**(6472): p. 1505-1509.
16. Saito, Y., T. Nojima, and Y. Iwasa, *Highly crystalline 2D superconductors*. Nature Reviews Materials, 2016. **2**: p. 16094.
17. Friend, R.H. and A.D. Yoffe, *Electronic properties of intercalation complexes of the transition metal dichalcogenides*. Advances in Physics, 1987. **36**(1): p. 1-94.
18. Woollam, J.A. and R.B. Somoano, *Physics and chemistry of MoS₂ intercalation compounds*. Materials Science and Engineering, 1977. **31**: p. 289-295.
19. Somoano, R.B. and A. Rembaum, *Superconductivity in Intercalated Molybdenum Disulfide*. Physical Review Letters, 1971. **27**(7): p. 402-404.
20. Somoano, R.B., V. Hadek, and A. Rembaum, *Alkali metal intercalates of molybdenum disulfide*. The Journal of Chemical Physics, 1973. **58**: p. 697.
21. Eda, G., et al., *Coherent Atomic and Electronic Heterostructures of Single-Layer MoS₂*. ACS Nano, 2012. **6**(8): p. 7311-7317.
22. Zhang, R., et al., *Superconductivity in Potassium-Doped Metallic Polymorphs of MoS₂*. Nano Letters, 2016. **16**(1): p. 629-636.
23. Tan, S.J.R., et al., *Chemical Stabilization of 1T' Phase Transition Metal Dichalcogenides with Giant Optical Kerr Nonlinearity*. Journal of the American Chemical Society, 2017. **139**(6): p. 2504-2511.
24. Graybeal, J.M. and M.R. Beasley, *Localization and interaction effects in ultrathin amorphous superconducting films*. Physical Review B, 1984. **29**(7): p. 4167-4169.

- 1
- 2
- 3
- 4 25. Ng, H.K., et al., *Effects Of Structural Phase Transition On Thermoelectric Performance in*
- 5 *Lithium-Intercalated Molybdenum Disulfide (Li_xMoS₂)*. ACS Applied Materials & Interfaces,
- 6 2019. **11**(13): p. 12184-12189.
- 7 26. Steiner, M.A., N.P. Breznay, and A. Kapitulnik, *Approach to a superconductor-to-Bose-insulator*
- 8 *transition in disordered films*. Physical Review B, 2008. **77**(21): p. 212501.
- 9 27. Werthamer, N.R., E. Helfand, and P.C. Hohenberg, *Temperature and Purity Dependence of the*
- 10 *Superconducting Critical Field, H_c. III. Electron Spin and Spin-Orbit Effects*. Physical Review,
- 11 1966. **147**(1): p. 295-302.
- 12 28. Maki, K., *Effect of Pauli Paramagnetism on Magnetic Properties of High-Field Superconductors*.
- 13 Physical Review, 1966. **148**(1): p. 362-369.
- 14 29. Tinkham, M., *Introduction to Superconductivity*. second ed. 2015: Dover Publications,
- 15 Mineola, NY.
- 16 30. Tedrow, P.M. and R. Meservey, *Critical magnetic field of very thin superconducting aluminum*
- 17 *films*. Physical Review B, 1982. **25**(1): p. 171-178.
- 18 31. Tinkham, M., *Effect of Fluxoid Quantization on Transitions of Superconducting Films*. Physical
- 19 Review, 1963. **129**(6): p. 2413-2422.
- 20 32. Kim, M., et al., *Intrinsic spin-orbit coupling in superconducting d-doped SrTiO₃*
- 21 *heterostructures*. Physical Review B, 2012. **86**(8): p. 085121.
- 22 33. Ueno, K., et al., *Effective thickness of two-dimensional superconductivity in a tunable*
- 23 *triangular quantum well of SrTiO₃*. Physical Review B, 2014. **89**(2): p. 020508.
- 24 34. Kosterlitz, J.M. and D.J. Thouless, *Ordering, metastability and phase transitions in two-*
- 25 *dimensional systems*. Journal of Physics C: Solid State Physics, 1973. **6**(7): p. 1181-1203.
- 26 35. Sharma, C.H., et al., *2D superconductivity and vortex dynamics in 1T-MoS₂*. Communications
- 27 Physics, 2018. **1**(1): p. 90.
- 28 36. Sondhi, S.L., et al., *Continuous quantum phase transitions*. Reviews of Modern Physics, 1997.
- 29 **69**(1): p. 315-333.
- 30 37. Fisher, M.P.A., *Quantum phase transitions in disordered two-dimensional superconductors*.
- 31 Physical Review Letters, 1990. **65**(7): p. 923-926.
- 32
- 33
- 34
- 35
- 36
- 37
- 38
- 39
- 40
- 41
- 42
- 43
- 44
- 45
- 46
- 47
- 48
- 49
- 50
- 51
- 52
- 53
- 54
- 55
- 56
- 57
- 58
- 59
- 60