



HAL
open science

Characterization of CrAlN Films Synthesized by DC Reactive Magnetron Sputtering

Khalil Aouadi, Aurélien Besnard, Brahim Tlili, Moez Chafra, Corinne
Nouveau, Alex Montagne

► **To cite this version:**

Khalil Aouadi, Aurélien Besnard, Brahim Tlili, Moez Chafra, Corinne Nouveau, et al.. Characterization of CrAlN Films Synthesized by DC Reactive Magnetron Sputtering. Lecture Notes in Mechanical Engineering, 2021, pp.291-298. 10.1007/978-3-030-52071-7_40 . hal-03079859

HAL Id: hal-03079859

<https://hal.science/hal-03079859>

Submitted on 17 Dec 2020

HAL is a multi-disciplinary open access archive for the deposit and dissemination of scientific research documents, whether they are published or not. The documents may come from teaching and research institutions in France or abroad, or from public or private research centers.

L'archive ouverte pluridisciplinaire **HAL**, est destinée au dépôt et à la diffusion de documents scientifiques de niveau recherche, publiés ou non, émanant des établissements d'enseignement et de recherche français ou étrangers, des laboratoires publics ou privés.

Characterization of CrAlN Films Synthesized by DC Reactive Magnetron Sputtering

K. Aouadi^{1(✉)}, C. Nouveau², A. Besnard², B. Tlili³,
A. Montagne⁴, and M. Chafra¹

¹ Applied Mechanics and Systems Research Laboratory, Tunisia Polytechnic School, University of Carthage, BP 743, 2078 La Marsa, Tunisia
aouadikhalil@hotmail.com, chafra_moez@yahoo.fr

² Arts et Metiers Institute of Technology,

LaBoMaP, Rue Porte de Paris, 71250 Cluny, France

{corinne.NOUVEAU, aurelien.BESNARD}@ensam.eu

³ El-Manar Ecole Nationale d'Ingénieurs de Tunis, LR-11-ES19,

Laboratoire de Mécanique Appliquée et Ingénierie (LR-MAI),

Université de Tunis, Tunis 1002, Tunisia

tlilii_brahim@yahoo.fr

⁴ Arts et Metiers Institute of Technology, MSMP,

8, Boulevard Louis XIV, 59046 Lille Cedex, France

Abstract. CrAlN films were synthesized by DC reactive magnetron sputtering. The influence of the aluminium content on the microstructure, hardness and the friction coefficient of the CrAlN films have been investigated. Results indicate that all CrAlN coatings present a columnar and dense structure. Also, CrAlN coatings present a better hardness than CrN coating. The increase of Al rate from 3.5 to 11% is accompanied by a decrease of hardness from 28 to 24 GPa and then it increases for an Al rate of 24%. The addition of Al to the CrN system causes an increase of the friction coefficient and the wear resistance.

Keywords: CrAlN coatings · Hardness · Friction coefficient · Wear

1 Introduction

For the past few years, chromium nitride coatings are widely used in various applications and especially for the protection of cutting tools. This is due to their good wear resistance, high hardness, and good oxidation and corrosion resistance (Kong et al. 2011; Jianxin et al. 2012; Shan et al. 2014). However, the incorporation of Al in the cubic lattice of CrN system improves their properties and especially enhances its hardness. Indeed; Wang and Nie (Wang and Nie 2014) studied the effect of annealing temperature on CrAlN and CrN coatings properties. They confirm that CrAlN coating exhibits a better thermal stability than that of CrN. Indeed, at 900 °C, CrAlN film presents a strong XRD intensity and it exhibits a higher hardness than that of CrN. The increase of the Al content can lead to the change of the structure from cubic to hexagonal (Reiter et al. 2005). Also, Nouveau et al. (Nouveau et al. 2012) deposited CrN and CrAlN films by DC magnetron sputtering. They varied Al rate and revealed

that CrAlN coating hardness reaches a value of 35 GPa however the CrN coating hardness is about 18 GPa. Likewise, CrAlN films are known by their good oxidation resistance above 1000 °C which is due to the formation of a dense oxide layer of (Al, Cr)₂O₃ (Lin et al. 2008). Additionally, the incorporation of Al in CrN system improves its corrosion resistance. Ding et al. (Ding et al. 2008) compared the corrosion resistance of CrAlN and TiAlN films. They confirm that both coatings exhibit a good corrosion resistance while the CrAlN showed a better one. To study CrAlN coatings and to improve their properties many parameters were investigated. Lv et al. (Lv et al. 2012) deposited CrAlN coating by mid-frequency unbalanced magnetron sputtering system. They studied the effect of the duty cycle on the properties of CrAlN films. They confirm that coatings present cubic crystalline structure.

In the present work, a series of CrAlN coatings were deposited on stainless steel and silicon substrate using a DC reactive magnetron sputtering technique. The Al content is investigated. The microstructure, hardness and tribological properties of the CrAlN coatings were studied.

2 Experimental Procedures

CrAlN films were synthesized on silicon wafer and stainless steel (90CrMoV8) samples (20 × 20 mm² and 5 mm thick) using a Dc reactive magnetron sputtering technique. The deposition time was fixed to 4 h. The pressure during deposition was 0.5 Pa and the substrate temperature was held at 300 °C. The substrate bias voltage was held at -500 V. The flow rates of Ar and N₂ were 68.8 and 33.3 sccm respectively. To deposit CrAlN coatings a chromium and aluminum targets with 99.95% purity were used. All these parameters are optimized in a previous work (Aouadi et al. 2019). To study the influence of Al content on the properties of CrAlN films, different powers were applied to the Al target (from 500 to 2800 W). Table 1 summarizes the CrAlN deposition conditions.

Table 1. CrAlN deposition conditions

Deposition parameter	Nominal value
Substrate bias voltage (-V)	500
Temperature during deposition	300
Argon flow rate (sccm)	68.8
Nitrogen flow rate (sccm)	33.3
Power of the Cr target (w)	1500
Power of the Al target (W)	500, 1000, 1500, 2200, 2800
Holder rotation speed (rpm)	3
Time of deposition (H)	4

The cross-section and film thickness of obtained films was characterized by SEM field emission (JEOL JSM 7610F). The rotative ball-on-disk test is used to determine the friction coefficient: The sliding speed was 3 cm/s, the sliding distance is about 100 m and the applied load was 5 N. An alumina ball (Al₂O₃) with a diameter of 6 mm

is used as counterpart. After friction sliding, wear volume was calculated by profilometre profiles. The coating hardness and the Young's modulus were measured by nano-indentation test using MTS XP Nano indenter. To determine hardness and Young's modulus, Rahmoun's model is used (Rahmoun et al. 2009). The adhesion tests were realized by means of a micro-scratch tester (Scratch Tester Millennium 200). The indenter is a Rockwell spherical diamond and equipped with an acoustic emission detector. For each CrAlN film, three tests were carried out.

3 Results and Discussion

3.1 Microstructure and Morphology

Figure 1 shows the SEM cross section observation of CrAlN films deposited under different Al rates.




Fig. 1. SEM images of cross-section of coatings with different content of Al: (a) 3.5% (b) 7% (c) 11% (d) 19% (e) 24%

All CrAlN coatings exhibit a dense and a strong columnar structure. The columns are perpendicular to the substrate surface. The SEM images show that the size of the columns increases with the increase of the Al rate. This is ascribed to the increase of the grain size which increases with the increase of the Al rate. Likewise, it observed that the interface between the substrate and the coating doesn't represent any defects. This plays a crucial role to enhance the adhesion of films and consequently the improvement of their mechanical properties, resistance to wear and friction. Also, it's well seen that the film thickness increases by increasing Al content to 19 and 24% at. This is explained by the increase in the deposition rate for these two films.

3.2 Hardness

The hardness and Young's modulus of CrAlN films as a function of Al content are presented in Fig. 2.

From this figure, it can be seen that the addition of Al rate to the Cr-N binary system improves its hardness and Young modulus. Indeed, all CrAlN coatings exhibit a higher hardness and Young's modulus than that of CrN and it varies respectively between 22 and 30 GPa and 244 and 347 GPa. Similar values have been obtained in other works (Barshilia et al. 2006). The addition of 3.5% at. of Al permits to increase the hardness from 22 to 28 GPa. This improvement in hardness can be attributed to several factors such as the decrease of the grain size, the small inter-atomic distance of CrAlN films and the solution hardening (Barshilia et al. 2006). By increasing the Al rate up to 11 at.%, the hardness and the Young modulus slightly decrease and reach respectively 24 and 287 GPa. This can be explained by the relaxation of residual stresses. When the Al rates increase to 19 and 24 at.%, hardness and Young's modulus increase and are maximum, they reach respectively 30 and 347 GPa for 24% at. of Al. This is due to the formation of a solid solution that results from the substitution of Cr atoms by Al.

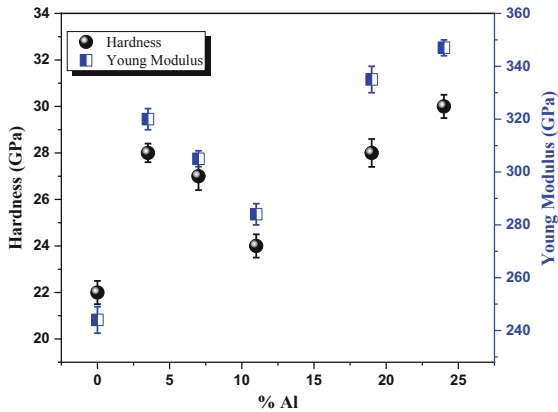


Fig. 2. Hardness and Young modulus of CrAlN films under different Al content

3.3 Friction Coefficient

The variation of the friction coefficient versus the sliding distance for the CrAlN films with different Al rates is shown in Fig. 3.

The addition of Al to the binary system (Cr-N) increases its friction coefficient. Indeed, the friction coefficient of CrN is about 0.68 and remains lower than that of CrAlN films. These results coincide with the work of Lin et al. (Lin et al. 2006). Ding and Zeng (Ding and Zeng 2005) explained this by the effect of the high roughness of CrAlN compared to that of CrN. Also, this increase in the friction coefficient is due to the AlN phase that exists in the CrAlN film. Indeed, the AlN phase has a coefficient of

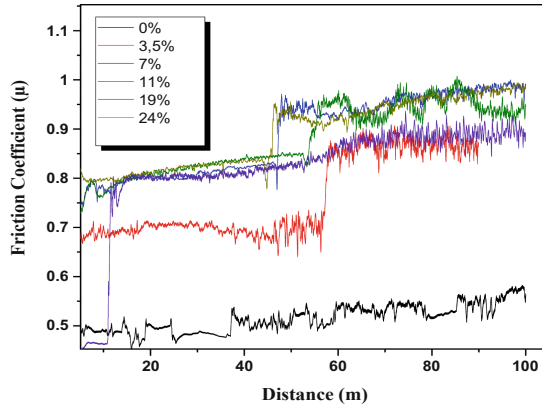


Fig. 3. Friction coefficient of CrAlN coatings

friction higher than that of CrN (Bobzin et al. 2007). According to Lin et al. (Lin et al. 2006), the increase of the friction coefficient of CrAlN films compared to that of CrN is ascribed to the increase of the oxidation resistance. They consider that the oxide layer formed in the surface of CrN coating acts as a lubricant because of its low shear strength, resulting in a low coefficient of friction. The friction coefficient of CrAlN films varied between 0.7 and 0.8. Similar values were obtained in other works (Wang et al. 2010) (Aihua et al. 2012). The addition of a small amount of Al of 3.5% at. to the binary system Cr-N causes a slight increase in the friction coefficient up to 0.7. This can be explained by the low presence of the AlN phase in this film. By adding a quantity of Al between 7 and 24% at., the friction coefficient is almost stable (about 0.8) and the increase in the Al content hasn't any effect. Similar results were found by Wang et al. (Wang et al. 2010). At the end of the test, all coatings exhibit an increase of friction coefficient and it reaches that of the substrate. Thus, the CrAlN layer is delaminated. It can be observed that CrAlN coating with 3.5% at. of Al has the best wear resistance and that with 24% at. possesses the worst one.

3.4 Wear Volume and Critical Load

The adhesion of thin films to cutting tools is an important parameter that affects their lifetime. Thus, it's imperative to perform a scratch-test to determine the adhesion of CrAlN films.

Figure 4 shows the evolution of L_{c2} as a function of Al rate in the layer. Here, the adhesion is represented by the resistance to spallation (L_{c2}). The critical load (L_{c2}) of CrAlN films varies between 49 and 64 N. Indeed, by adding 3.5% at. Al, L_{c2} increases up to 64 N. By increasing Al rate to 7% at., L_{c2} decreases to 54 N and then stabilizes for higher Al contents. The reduction in the resistance to spallation with the increase in Al content is attributed to its microstructure (Hua et al. 2006). Indeed, the CrAlN film with

an 3.5% of Al exhibits the densest structure (Fig. 1). This dense structure has strong inter-columnar bonds, thus a strong resistance to the formation of inter-columnar cracks. Also, Li et al. (Li et al. 2007) explained this trend of adhesion by the evolution of the grain size. They observed that the increase of grain size leads to the decrease of L_{c2} .

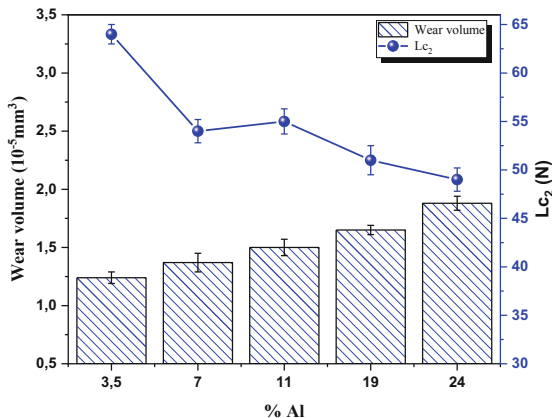


Fig. 4. Critical load and wear volume of CrAlN coatings under different Al content

After the ball-on-disk tests, the wear volume is calculated and it presents in Fig. 4. The increase of the Al %, is accompanied by a slight increase in the wear volume. Indeed, it varies from $1.2 \cdot 10^{-5} \text{ mm}^3$ for an Al rate of 3.5% at. to $1.9 \cdot 10^{-5} \text{ mm}^3$ when the Al rate is about 24%. This increase in wear volume is related to the decrease in hardness, adhesion and microstructure density. Nevertheless, from Fig. 3 the hardness decreases by increasing the percentage of Al from 3.5 up to 11 at.%. Then, it increases for 19 and 24% at. However, the critical load L_{c2} decreases with increasing Al content in the layer (Fig. 4). So, the increase in wear volume is due to the decrease in adhesion. Shew and Huang (Shew and Huang 1995) reported that mechanical properties and chemical stability have a great influence on the wear resistance of films. As the oxidation temperature of CrAlN films is high ($\approx 1000 \text{ }^\circ\text{C}$), it is always higher than the ball/deposit contact temperature. Thus, the wear behavior of CrAlN films is controlled by the mechanical properties and not by the chemical stability.

4 Conclusion

The aim of this work was to investigate the effect of Al content on the properties of CrAlN films obtained by DC reactive magnetron sputtering. The above results show that the addition of Al rate affects the CrN properties. CrAlN coating hardness was increased with the increase of Al rate. The maximum hardness is about 30 GPa obtained in the coating with 24% of Al content. The friction coefficient of CrAlN films

was superior than that of CrN and is about 0.8. CrAlN coatings present a good behavior of adhesion which reaches 64 N. However the increase of Al rate in the layer of CrAlN films is accompanied by a decrease of L_{C_2} . CrAlN film with 3.5% rate of Al exhibits the best wear resistance. The increase of Al% rate leads to the decrease of the wear resistance.

Acknowledgments. The authors are grateful to the Regional Council of Burgundy for its financial support, Mr. Denis LAGADRILLERE for the SEM observations. Also, authors would like to thank Pr. Alain IOST and Dr. Alberto MEJIAS for their help in nano-indentation and scratch test measurements.

References

- Kong, Q., Ji, L., Li, H., Liu, X., Wang, Y., Chen, J., Zhou, H.: Composition, microstructure, and properties of CrN_x films deposited using medium frequency magnetron sputtering. *Appl. Surf. Sci.* **257**, 2269–2274 (2011)
- Jianxin, D., Fengfang, W., Yunsong, L., Youqiang, X., Shipeng, L.: Erosion wear of CrN, TiN, CrAlN, and TiAlN PVD nitride coatings. *Int. J. Refractory Metals Hard Mater.* **35**, 10–16 (2012)
- Shan, L., Wang, Y., Li, J., Chen, J.: Effect of N₂ flow rate on microstructure and mechanical properties of PVD CrN_x coatings for tribological application in seawater. *Surf. Coat. Technol.* **242**, 74–82 (2014)
- Wang, L., Nie, X.: Effect of annealing temperature on tribological properties and material transfer phenomena of CrN and CrAlN coatings. *J. Mat. Eng. Perform.* **23**(2), 560–571 (2014)
- Reiter, A., Derflinger, V., Hanselmann, B., Bachmann, T., Sartory, B.: Investigation of the properties of Al_{1-x}Cr_xN coatings prepared by cathodic arc evaporation. *Surf. Coat. Technol.* **200**, 2114–2122 (2005)
- Nouveau, C., Tlili, B., Aknouche, H., Benlatreche, Y., Patel, B.: Comparison of CrAlN layers obtained with one (CrAl) or two targets (Cr and Al) by magnetron sputtering. *Thin Solid Films* **520**(7), 2932–2937 (2012)
- Lin, J., Mishra, B., Moore, J., Sproul, W.: A study of the oxidation behavior of CrN and CrAlN thin films in air using DSC and TGA analyses A study of the oxidation behavior of CrN and CrAlN thin films in air using DSC and TGA analyses. *Surface Coat. Technol.* **202**, 3272–3283 (2008)
- Ding, X., Tan, A., Zeng, X., Wang, C., Yue, T., Sun, C.: Corrosion resistance of CrAlN and TiAlN coatings deposited by lateral rotating cathode arc. *Thin Solid Films* **516**, 5716–5720 (2008)
- lv, Y., Ji, L., Liu, X., Li, H., Zhou, H., Chen, J.: The structure and properties of CrAlN films deposited by mid-frequency unbalanced magnetron sputtering at different substrate bias duty cycles. *Surf. Coat. Technol.* **206**, 3961–3969 (2012)
- Aouadi, K., Tlili, B., Nouveau, C., Besnard, A., Chafra, M., Souli, R.: Influence of substrate bias voltage on corrosion and wear behavior of physical vapor deposition CrN coatings. *J. Mater. Eng. Perform.* **28**(5), 2881–2891 (2019)
- Rahmoun, K., Iost, A., Keryvin, V., Guillemot, G., Sari, N.: A multilayer model for describing hardness variations of aged porous silicon low-dielectric-constant thin films. *Thin Solid Films* **518**(1), 213–221 (2009)

- Barshilia, H.C., Selvakumar, N., Deepthi, B., Rajam, K.S.: A comparative study of reactive direct current magnetron sputtered CrAlN and CrN coatings. *Surf. Coat. Technol.* **201**, 2193–2201 (2006)
- Lin, J., Mishra, B., Moore, J., Sproul, W.: Microstructure, mechanical and tribological properties of Cr_{1-x}Al_xN films deposited by pulsed-closed field unbalanced magnetron sputtering (P-CFUBMS). *Surf. Coat. Technol.* **201**, 4329–4333 (2006)
- Ding, X., Zeng, X.: Structural, mechanical and tribological properties of CrAlN coatings deposited by reactive unbalanced magnetron sputtering. *Surf. Coat. Technol.* **200**, 1372–1376 (2005)
- Bobzin, K., Lugscheider, E., Nickel, R., Bagcivan, N., Kramer, A.: Wear behavior of Cr_{1-x}Al_xN PVD-coatings in dry running conditions. *Wear* **263**, 1274–1280 (2007)
- Wang, L., Zhang, G., Wood, R., Wang, S., Xue, Q.: Fabrication of CrAlN nanocomposite films with high hardness and excellent anti-wear performance for gear application. *Surf. Coat. Technol.* **204**(2010), 3517–3524 (2010)
- Aihua, L., Jianxin, D., Haibing, C., Yangyang, C., Jun, Z.: Friction and wear properties of TiN, TiAlN, AlTiN and CrAlN PVD nitride coatings. *J. Refractory Metals Hard Mater.* **31**(2012), 82–88 (2012)
- Hua, M., Ma, H., Li, J., Mok, C.K.: Tribological behaviours of patterned PVD TiN spot coatings on M2 steel coated with different bias voltages. *Surface Coat. Technol.* **200**(11), 3612–3625 (2006)
- Li, T., Li, M., Zhou, Y.: Phase segregation and its effect on the adhesion of Cr–Al–N coatings on K38G alloy prepared by magnetron sputtering method. *Surf. Coat. Technol.* **201**(2007), 7692–7698 (2007)
- Shew, B., Huang, J.: The effects of nitrogen flow on reactively sputtered Ti–Al–N films. *Surf. Coat. Technol.* **71**(1995), 30–36 (1995)