



HAL
open science

NCN absorption cross section determination; Re-assessment of the zero-pressure radiative lifetime measurements

Nathalie Lamoureux, Sebastian Hesse, Nancy Fassheber, Gernot Friedrichs,
Pascale Desgroux

► **To cite this version:**

Nathalie Lamoureux, Sebastian Hesse, Nancy Fassheber, Gernot Friedrichs, Pascale Desgroux. NCN absorption cross section determination; Re-assessment of the zero-pressure radiative lifetime measurements. Gordon conference, Laser Diagnostics, Jun 2019, Les Diablerets, Switzerland. hal-03070425

HAL Id: hal-03070425

<https://hal.science/hal-03070425v1>

Submitted on 15 Dec 2020

HAL is a multi-disciplinary open access archive for the deposit and dissemination of scientific research documents, whether they are published or not. The documents may come from teaching and research institutions in France or abroad, or from public or private research centers.

L'archive ouverte pluridisciplinaire **HAL**, est destinée au dépôt et à la diffusion de documents scientifiques de niveau recherche, publiés ou non, émanant des établissements d'enseignement et de recherche français ou étrangers, des laboratoires publics ou privés.

NCN absorption cross section determination;

Re-assessment of the zero-pressure radiative lifetime measurements

Nathalie Lamoureux¹, Sebastian Hesse², Nancy Faßheber², Gernot Friedrichs² and Pascale Desgroux¹

1 – University of Lille, CNRS, URM8522 - PC2A Physicochimie des Processus de combustion et l'atmosphère, F-59000 Lille, France

2 – Christian Albrechts University, Institute of Physical Chemistry, Kiel, Germany

Motivations and Objectives

Aim

Measurement of absolute NCN concentrations in flames by CRDS.

- Species concentration of NCN can be determined from the absorbance A and the absorption cross section σ
 $A = \alpha \times l = \sigma \times [\text{NCN}] \times l$

Determination of the absorption cross-section

From spectral simulations and the experimental radiative lifetime

- Temperature dependent simulation of the absorption spectrum using PGOPHER (Western, JQSRT 186 (2017))
- Excitation LIF spectra recorded at room temperature (Smith et al., J. Chem. Phys. 91 (1989)) and 1660 K (Lamoureux et al., Combust. Flame 160 (2013))
- Absorption spectrum recorded at room temperature (Dammeier and Friedrichs, J. Phys. Chem. A 114 (2010))
- Excellent ability of the simulated spectrum to fit the experimental ones over a wide temperature range
- The hot band (010) - (010) peaks in the vicinity of the cold band (000) - (000) (separation by only 0.03 nm)
- Quantification requires the calculation of the electronic transition dipole moment $|M_{K'K''}|$

$$\frac{1}{\tau_{K'}} = \frac{16\pi^3}{3\epsilon_0\hbar} \nu_{K'K''}^3 |M_{K'K''}|^2 (1 + \delta_{K'0}\delta_{K''1}) \quad (\text{Hansson and Watson, J. Mol. Spectrosc. 233 (2005)})$$

- Using the radiative lifetime, which was reported **only once** for NCN (Smith et al., 1989), one obtains:

$$\sigma (\text{cm}^2 \text{ molecule}^{-1}) = 3.3 \times 10^{-15} \exp(-1.80 \times 10^{-3} \times T(\text{K})) (\pm 22\%)$$

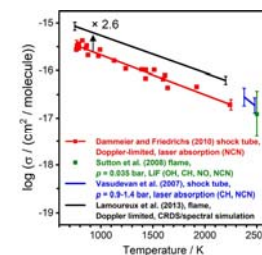
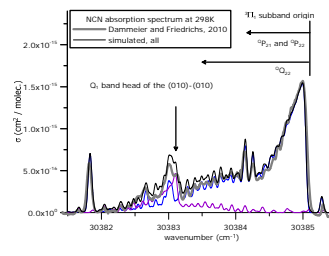
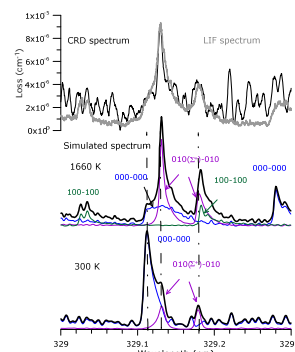
From experimental shock tube measurements (thermal decomposition of NCN₃ in Ar bath)

- Has been measured directly **only once** (Dammeier and Friedrichs, 2010), yielding

$$\sigma (\text{cm}^2 \text{ molecule}^{-1}) = 1.43 \times 10^{-15} \exp(-1.91 \times 10^{-3} \times T(\text{K})) (\pm 25\%)$$

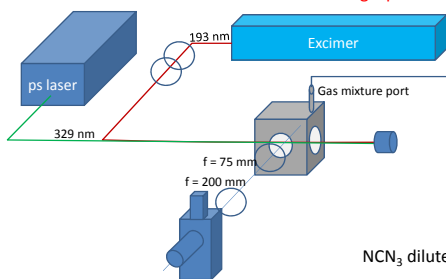
Issues

- Disagreement between the experimental and the calculated NCN absorption cross-section by a factor of 2.6.
- What are the reasons? 1.) Radiative lifetime or 2.) Expected NCN concentrations in shock tube experiments.



Experimental Approach

Radiative lifetime measurements of ³NCN using a picosecond laser



NCN₃ diluted in Ar was introduced into the reactor at 298 K and low pressures ($p < 10$ mbar).

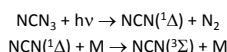
- Constant gas flow rate of NCN₃ (1 ppm diluted in Ar).
- Total pressure was increased by increasing the gas flow rate of Ar.
- Gas flow rate was adjusted at each pressure in order to have a complete renewal of the gas mixture every second.

NCN₃ synthesis

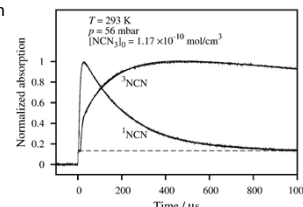
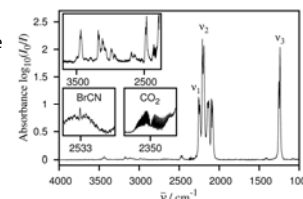
- Cyanogen azide (NCN₃) served as NCN source
- NCN₃ (extremely explosive) synthesis from NaN₃ and BrCN
- Product characterisation by FTIR

NCN₃ decomposition

- ¹NCN is generated from the 193 nm excimer laser photolysis of NCN₃, followed by collision induced intersystem crossing (CIISC) forming ³NCN



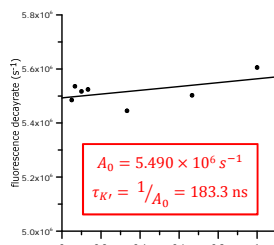
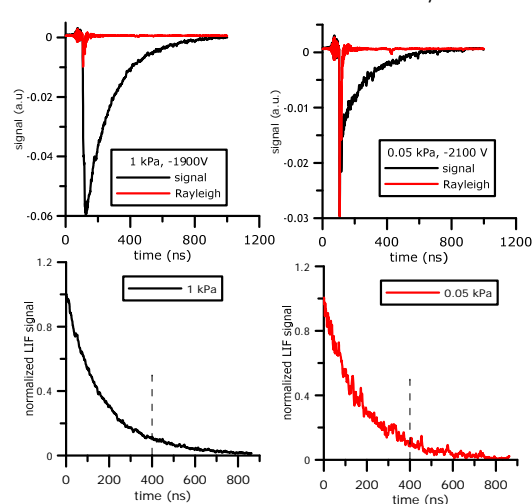
- [³NCN] = [¹NCN]₀ was assumed after a delay time of 400 - 1000 μs. (Dammeier et al., Int. J. Chem. Kin. 45 (2013))



Results

³NCN fluorescence lifetime

- Excitation of ³NCN by using the ps-laser at $\lambda = 329.1$ nm.
- ³NCN fluorescence lifetime collected at 329 nm by fast PMT.



Summary

Methods	Smith et al. JCP (1989)	Present work
NCN(³ Σ) source	Microwave discharge flow tube of CF ₄ in N ₂	NCN ₃ photolysis with a 193 nm wavelength radiation
Laser excitation at 329.13 nm	10 ns pulse length, 0.3 cm ⁻¹ bandwidth	35 ps pulse length, 3.5 cm ⁻¹ bandwidth
Bath gases	Xe, NO, NO ₂ , CO, O ₂ , N ₂ O, Kr, SF ₆ , Ar	Ar
Collection at 329 nm	Boxcar	Fast PMT (rise time 1.5 ns), oscilloscope 12 bit vertical resolution, 1 GHz
Radiative lifetime	183 ± 6 ns	183.3 ± 3.5 ns
Quenching rate in Ar	1.2 × 10 ⁻¹⁸ m ³ s ⁻¹	3.6 × 10 ⁻¹⁹ m ³ s ⁻¹

Conclusion and Outlook

- ³NCN fluorescence lifetimes could be measured down to pressures of $p = 1$ kPa.
- Measurements confirmed the value of $\tau = 183$ ns measured by Smith et al., hence the previously used lifetime is not the reason for the disagreement in the NCN absorption cross section.
- We also could not identify potential collisionless intersystem crossing processes from ³NCN to ¹NCN that may have interfered with the lifetime measurements.
- NCN yield from the NCN₃ decomposition needs to be reassessed.
- Analysis of new shock tube measurements for NCN absorption cross section are in progress.

Acknowledgements

This work is a contribution to the CPER research project CLIMBIO. The authors thank the French Ministère de l'Enseignement Supérieur et de la Recherche, the Hauts de France Region and the European Funds for Regional Economical Development for their financial support to this project.