



HAL
open science

Quantitative Experimental Observation of Weak Inertial-Wave Turbulence

Eduardo Monsalve, Maxime Brunet, Basile Gallet, Pierre-Philippe Cortet

► **To cite this version:**

Eduardo Monsalve, Maxime Brunet, Basile Gallet, Pierre-Philippe Cortet. Quantitative Experimental Observation of Weak Inertial-Wave Turbulence. *Physical Review Letters*, 2020, 125, pp.254502. 10.1103/PhysRevLett.125.254502 . hal-03065201

HAL Id: hal-03065201

<https://hal.science/hal-03065201>

Submitted on 14 Dec 2020

HAL is a multi-disciplinary open access archive for the deposit and dissemination of scientific research documents, whether they are published or not. The documents may come from teaching and research institutions in France or abroad, or from public or private research centers.

L'archive ouverte pluridisciplinaire **HAL**, est destinée au dépôt et à la diffusion de documents scientifiques de niveau recherche, publiés ou non, émanant des établissements d'enseignement et de recherche français ou étrangers, des laboratoires publics ou privés.

Quantitative Experimental Observation of Weak Inertial-Wave Turbulence

Eduardo Monsalve¹,[✉] Maxime Brunet,¹ Basile Gallet,² and Pierre-Philippe Cortet^{1,*}

¹Université Paris-Saclay, CNRS, FAST, 91405 Orsay, France

²Université Paris-Saclay, CNRS, CEA, Service de Physique de l'État Condensé, 91191 Gif-sur-Yvette, France



(Received 8 July 2020; accepted 25 October 2020; published 14 December 2020)

We report the quantitative experimental observation of the weak inertial-wave turbulence regime of rotating turbulence. We produce a statistically steady homogeneous turbulent flow that consists of nonlinearly interacting inertial waves, using rough top and bottom boundaries to prevent the emergence of a geostrophic flow. As the forcing amplitude increases, the temporal spectrum evolves from a discrete set of peaks to a continuous spectrum. Maps of the bicoherence of the velocity field confirm such a gradual transition between discrete wave interactions at weak forcing amplitude and the regime described by weak turbulence theory (WTT) for stronger forcing. In the former regime, the bicoherence maps display a near-zero background level, together with sharp localized peaks associated with discrete resonances. By contrast, in the latter regime, the bicoherence is a smooth function that takes values of the order of the Rossby number in line with the infinite-domain and random-phase assumptions of WTT. The spatial spectra then display a power-law behavior, both the spectral exponent and the spectral level being accurately predicted by WTT at high Reynolds number and low Rossby number.

DOI: 10.1103/PhysRevLett.125.254502

Introduction.—Weak turbulence theory (WTT) addresses the statistical properties of weakly nonlinear ensembles of waves in large domains [1–3]. The theory provides a rigorous analytical framework for deriving quantitative predictions for the kinetic energy spectrum, a task that remains extremely challenging for standard hydrodynamic turbulence. WTT appears of utmost interest for 3D fluid systems in which bulk waves can propagate, such as rotating or stratified fluids [4,5] where such quantitative predictions could pave the way for better turbulence parametrizations in coarse atmospheric and oceanic models [6]. WTT has already proven a valuable conceptual tool for understanding energy transfers in 2D wave systems, such as surface waves [7–10] and bending waves in elastic plates [11–13]. Comparatively, 3D fluid systems present additional complications that have hindered progress at the experimental and numerical level. For instance, rapidly rotating fluids support inertial waves associated with the restoring action of the Coriolis force [14], but these waves represent only a subset of the possible fluid motions. The emerging slow geostrophic flows (wandering vortices invariant along the rotation axis, denoted as the vertical axis in the following) are not included in WTT [15–17], and yet they represent a significant fraction of the kinetic energy in most rotating turbulence experiments [18–20] and numerical simulations [21–23]. Geostrophic turbulence then interacts with wave turbulence, advecting and distorting the wave field [20,22]. Part of the reason for the emergence of strong geostrophic flows is that most experiments were driven using standard forcing mechanisms of hydrodynamic turbulence—grids

[24–26], propellers [27], jets [19,28]—which project poorly onto the spatiotemporal structure of inertial waves. However, even when the flow is driven in such a way as to induce inertial waves only, it was recently shown that geostrophic flows arise spontaneously through instability processes [29,30].

Because of these difficulties, recent advances on inertial wave turbulence have consisted in detecting waves coexisting with 2D geostrophic flows [20,22,31,32], isolating regimes of wave dynamics in the absence of 2D flows [30,33], and providing evidence of the triadic resonance instability (TRI) [29,30,33]. Building on these previous works, we report on an experimental study of a spatially homogeneous weakly nonlinear inertial-wave-driven flow in which we can test the quantitative predictions of WTT. We focus on the prediction for the spatial spectrum in statistically steady state, the central object of WTT. According to Refs. [15,16], weak inertial-wave turbulence consists of energy transfers toward low frequencies and small horizontal scales, while the vertical scale remains comparable to the vertical injection scale L_{\parallel} . The flow is described as a set of inertial waves that interact nonlinearly through triadic interaction coefficients [see, e.g., Eq. (4) from the Supplemental Material (SM) [34]]. In the asymptotic limit $k_{\perp}L_{\parallel} \gg 1$, the triadic interaction coefficients admit an L_{\parallel} -independent limit, so that Ω and L_{\parallel} enter the equations only through oscillatory factors involving the wave frequencies. Because the wave frequencies are proportional to Ω/L_{\parallel} , we conclude that only Ω/L_{\parallel} should enter dimensional analysis in that limit, instead of Ω and L_{\parallel}

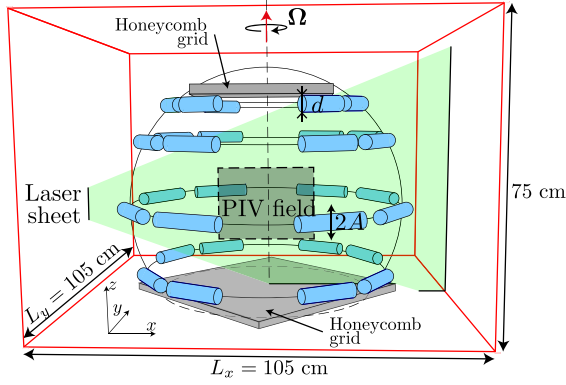


FIG. 1. Experimental setup. 32 horizontal cylinders are tangent to an 80-cm-diameter virtual sphere horizontally centered in a water tank mounted on a rotating platform. The flow is bounded by two honeycomb grids at top and bottom (grey plates). The cylinders oscillate vertically at angular frequency ω_0 .

independently. Furthermore, inertial-wave turbulence proceeds through three-wave interactions, for which WTT predicts that the energy spectrum $E(k_\perp)$ is proportional to the square root of the energy flux ϵ [3,35]. Dimensional analysis using $E(k_\perp)e^{-1/2}$, Ω/L_\parallel , and k_\perp then yields

$$E(k_\perp) = \mathcal{C} \sqrt{\frac{\epsilon \Omega}{L_\parallel}} k_\perp^{-5/2}, \quad (1)$$

where \mathcal{C} is a dimensionless constant. This dimensional argument can be made rigorous within WTT [15], which, in principle, provides the value of the constant \mathcal{C} . Thus, WTT predicts the exponent of the velocity spectrum in the self-similar regime associated with a forward energy cascade, together with the dependence of the spectral level on the global rotation rate Ω and the cascading energy flux ϵ .

Experimental setup.—The experimental setup, sketched in Fig. 1, is an evolution of the setup described in [30]. Thirty-two horizontal cylinders of diameter $d = 4$ cm and length between 12 and 18 cm oscillate vertically inside a parallelepipedic tank of 105×105 cm² base filled with 63 cm of water. The cylinders are arranged regularly around an 80-cm-diameter virtual sphere horizontally centered in the water tank. The virtual sphere is truncated by the bottom of the tank, allowing us (i) to consider a sphere diameter that is greater than the water depth, and (ii) to take advantage of turbulent friction on the bottom boundary (as described below). Each cylinder follows a vertical sinusoidal oscillatory motion of amplitude A and angular frequency ω_0 , with independent random initial phases for the 32 cylinders.

The entire apparatus is mounted on a 2-m-diameter platform rotating at a rate Ω ranging from 4.5 to 18 rpm around the vertical axis z . The cylinders oscillate at angular frequency $\omega_0 = 0.84 \times 2\Omega$, generating self-similar inertial-wave beams [36,37] that spread as they propagate toward

the central region of the tank [38]. The amplitude A of oscillation of the cylinders ranges from a few millimeters to 25 mm, leading to a forcing Reynolds number $270 \leq \text{Re} = A\omega_0 d/\nu \leq 3080$ for $\Omega = 18$ rpm. The forcing Rossby number $A\omega_0/2\Omega d$ varies in the range $0.05 \leq A\omega_0/2\Omega d \leq 0.52$ for $\Omega = 18$ rpm (for $\Omega = 4.5$ rpm, $250 \leq \text{Re} \leq 710$ and $0.17 \leq A\omega_0/2\Omega d \leq 0.48$). As the forcing amplitude increases, the overlapping wave beams generated by the 32 wave makers produce a nearly statistically homogeneous flow in the central region (see movies in the Supplemental Material [34]).

A crucial modification to the previous version of the apparatus is the addition of two horizontal honeycomb grids (2.5 cm in height, 2.7 cm in mesh), one at the bottom of the tank and one at 59 cm from the bottom (see Fig. 1). As shown in Ref. [30], a single honeycomb grid efficiently damps geostrophic motion through enhanced turbulent drag on the rough grid topography, with little impact on wave dynamics. In the present Letter, we have included a second such grid to fully suppress spontaneous energy transfers to geostrophic modes, in a similar fashion to the numerical study of Le Reun *et al.* [33]. We have also upgraded the wave-driving mechanism to increase the maximum Re by a factor of 3.

Two components (u_x, u_z) of the velocity field are measured in a vertical plane containing the center of the virtual sphere using a double-frame particle image velocimetry (PIV) system mounted on the rotating platform. The velocity fields have a spatial resolution of 1.93 mm over an area of $\Delta x \times \Delta z = 285 \times 214$ mm² at the center of the virtual sphere (Fig. 1). For each experimental run, PIV acquisition covers 1250 periods of the forcing in the statistically steady flow regime.

Temporal dynamics.—In the inset of Fig. 2, we show the temporal power spectral density $E(\omega^* = \omega/2\Omega)$ of the measured velocity field for $\Omega = 18$ rpm and three values of Re. For the lowest forcing amplitude $\text{Re} = 270$, the spectrum is dominated by a peak at normalized frequency $\omega_0^* = \omega_0/2\Omega = 0.84$ corresponding to the forced waves. The spectrum at $\text{Re} = 310$ displays two additional subharmonic peaks, for two frequencies $\omega_1^* \simeq 0.29$ and $\omega_2^* \simeq 0.55$ in triadic resonance with the forcing frequency: $\omega_1^* + \omega_2^* = \omega_0^*$. These secondary peaks result from the TRI of the wave beams generated by the forcing [39], i.e., the very first stage of nonlinear energy transfers between the base flow and other frequencies and spatial scales (TRI criteria for wave beams are discussed in Refs. [40,41]). Finally, the spectrum at $\text{Re} = 3080$ illustrates the regime of developed turbulence, where the flow has populated a continuous range of frequencies.

In the context of rotating turbulence, a natural question to ask is whether this energy is carried by inertial waves or geostrophic eddies. Indeed, in [30], we showed that the waves could spontaneously transfer energy to low-frequency geostrophic vortex modes. The absence of an

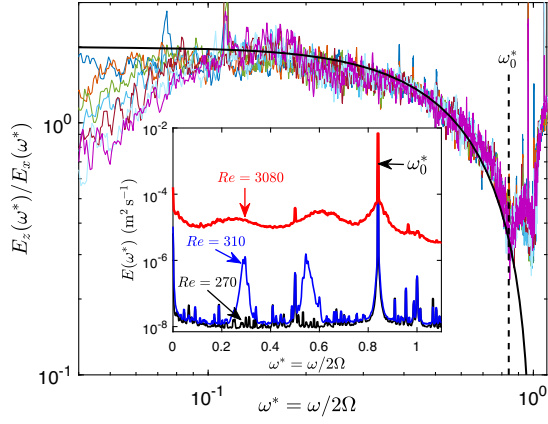


FIG. 2. Ratio of the power spectral densities of the vertical and horizontal components of the velocity, for the experiments at $\Omega = 18$ rpm and $Re = 560, 700, 1060, 1540, 2020, 2540$, and 3080 . The solid line $E_z/E_x = 2(1 - \omega^{*2})/(1 + \omega^{*2})$ shows the behavior expected for an axisymmetric distribution of inertial waves. Inset: Power spectral density $E(\omega^*)$ of the measured velocity field, for $\Omega = 18$ rpm and three Re .

energetic peak at $\omega = 0$ in the spectra already indicates that such energy condensation into a geostrophic mode is suppressed by the honeycomb grids. An efficient way to test whether the spectral content corresponds to inertial waves consists in computing the ratio E_z/E_x of the power spectral densities $E_z(\omega^*)$ and $E_x(\omega^*)$ of the horizontal and vertical velocity components, respectively. Indeed, for a single inertial wave, the ratio of the amplitudes of oscillation of the vertical and horizontal velocity components is directly set by the wave frequency ω^* [14]. For an axisymmetric distribution of waves, this squared ratio becomes $E_z/E_x = 2(1 - \omega^{*2})/(1 + \omega^{*2})$ [20]. In Fig. 2, we report the componential anisotropy factor E_z/E_x for seven experiments at $\Omega = 18$ rpm and $Re \geq 560$. The ratio E_z/E_x closely follows the prediction for an axisymmetric distribution of inertial waves over a large range of frequencies $0.10 < \omega^* < \omega_0^* = 0.84$, which corresponds to typically 95% of the total kinetic energy. This confirms that most of the energy is carried by inertial waves for rapid global rotation and high Reynolds numbers.

Generating such an ensemble of inertial waves is the number one prerequisite for achieving weak turbulence in the laboratory. However, it is also desirable to investigate the validity of the more subtle assumptions of WTT: the large domain limit—to avoid purely discrete wave interactions—and the weak nonlinearity limit. To wit, we build on previous studies by Hasselmann *et al.* [42] and Aubourg and Mordant [9] and turn to the bicoherence spectrum $B(\omega_1, \omega_2)$ of the horizontal velocity component

$$B = \frac{|\langle \tilde{u}_x(x, z, \omega_1) \tilde{u}_x(x, z, \omega_2) \tilde{u}_x^*(x, z, \omega_1 + \omega_2) \rangle_{\mathbf{x}}|}{\sqrt{e(\omega_1)e(\omega_2)e(\omega_1 + \omega_2)}}, \quad (2)$$

where $*$ denotes the complex conjugate, $\tilde{u}_x(x, z, \omega)$ is the temporal Fourier transform of the horizontal velocity, $\langle \rangle_{\mathbf{x}}$ is a spatial average over the measurement field and $e(\omega) = \langle |\tilde{u}_x(x, z, \omega)|^2 \rangle_{\mathbf{x}}$. The bicoherence spectrum ranges from $B(\omega_1, \omega_2) = 0$, when waves at frequencies ω_1, ω_2 , and $\omega_1 + \omega_2$ are uncorrelated, to $B(\omega_1, \omega_2) = \mathcal{O}(1)$ when they are perfectly phase correlated [9]. For instance, in the canonical setup of the TRI, a base wave at frequency $\omega_0 = \omega_1 + \omega_2$ transfers energy to waves at frequencies ω_1 and ω_2 , with a fixed relation between the phases of the three waves [39]. Thus, we expect the bicoherence to be $\mathcal{O}(1)$ for these values of ω_1 and ω_2 . Such discrete resonances are also the signature of the so-called “discrete wave turbulence” regime [3,29,33,43–46], where the temporal and/or spatial spectrum remains discrete. The framework of WTT departs from such discrete wave turbulence in two aspects: first, the large-domain limit, together with the nonlinear broadening of the resonances, leads to continuous spectra. Second, wave dispersion spontaneously induces a regime where the random-phase approximation holds [1–3]. More precisely, the derivation of the WTT stationary spectrum (1) proceeds through an expansion in the limit of low Rossby number Ro (based on the injection scale and the rms velocity), recalled in the Supplemental Material [34]. The dominant flow consists of inertial waves, described in terms of helical basis vectors [47,48] multiplied by slowly varying complex amplitudes $b_{s_i}^{(0)}$, where \mathbf{i} denotes the wave vector, the polarity $s_i = \pm 1$ encodes the sign of the wave helicity, and the superscript (0) denotes the lowest-order solution. The latter amplitudes have dimension of a velocity, and the phases of the various waves are uncorrelated. To lowest order, the numerator of B consists of ensemble averages of triple products of the form $\langle b_{s_i}^{(0)} b_{s_j}^{(0)} b_{s_k}^{(0)*} \rangle$, which vanish in the random-phase approximation according to Wick’s contraction rule [3]. One needs to consider the next order in the expansion, where smaller contributions $b_{s_i}^{(1)}$ are forced by quadratic terms in $b_{s_i}^{(0)}$. The expression of $b_{s_i}^{(1)}$ is given in the SM [34], the simple order of magnitude estimate $b_{s_k}^{(1)} \sim k\Omega^{-1} b_{s_i}^{(0)*} b_{s_j}^{(0)*}$ being sufficient for the present purpose (where the right-hand side really is a sum over many such terms for various wave numbers \mathbf{i} and \mathbf{j} such that $\mathbf{i} + \mathbf{j} + \mathbf{k} = \mathbf{0}$). A nonzero contribution to the numerator of B arises from terms of the form $\langle b_{s_i}^{(0)} b_{s_j}^{(0)} b_{s_k}^{(1)*} \rangle \sim \langle b_{s_i}^{(0)} b_{s_j}^{(0)} b_{s_m}^{(0)} \rangle k/\Omega \sim \langle |b_{s_i}^{(0)}|^2 \rangle \langle |b_{s_j}^{(0)}|^2 \rangle k/\Omega$, where we have used Wick’s contraction rule to transform the quartic term in wave amplitudes into a quadratic term in wave intensities. Denoting the generic wave intensity as $\langle |b_{s_i}^{(0)}|^2 \rangle$, we obtain an estimate for the bicoherence $B \sim \langle |b_{s_i}^{(0)}|^2 \rangle^2 k / (\Omega \langle |b_{s_i}^{(0)}|^2 \rangle^{3/2}) \sim \langle |b_{s_i}^{(0)}|^2 \rangle^{1/2} k / \Omega \sim Ro$. Instead of sharp isolated resonance peaks that stand out from a near-zero background, the bicoherence $B(\omega_1, \omega_2)$ is now a smooth function that takes low $\mathcal{O}(Ro)$ values.

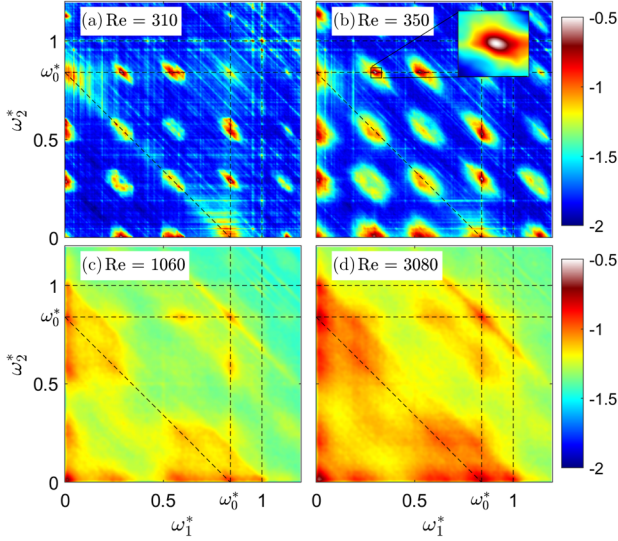


FIG. 3. Logarithm of the bicoherence B for $\Omega = 18$ rpm and increasing values of Re .

In Fig. 3, we show the experimental bicoherence B for four values of Re at $\Omega = 18$ rpm. For $Re = 310$, slightly above the TRI threshold, the bicoherence map consists in an array of peaks localized at all coordinate values (ω_1^*, ω_2^*) associated with two of the three energetic frequencies: $\omega^* \simeq 0.29$, $\omega^* \simeq 0.55$, and $\omega_0^* = 0.84$. This is the signature of the TRI of the base waves, which induces a regime of discrete wave interactions, as described above. Further, from the threshold of the first triadic instability, for $Re = 350$, one notices the nonlinear broadening of the resonance peaks in the bicoherence map. At large distance from the TRI threshold, for $Re = 3080$, the bicoherence has become a smooth function that takes low values ranging from 5×10^{-2} to 10^{-1} , comparable to the Rossby number based on the rms velocity (1.7 cm/s) and the injection wavelength (14 cm inside the PIV plane), $Ro \simeq 3 \times 10^{-2}$. Thus, the experimental bicoherence confirms the gradual transition from a discrete-wave-interaction regime to a proper weak turbulence regime as Re increases. In the latter regime, the discreteness of the modes is smoothed out by the nonlinear broadening of the resonances, and both the temporal spectrum and the bicoherence become smooth functions. The bicoherence settles at a low value, of order Ro , compatible with a weakly nonlinear wave field that satisfies the random phase approximation.

Cascading states.—Having established that the turbulent flow is compatible with the assumptions of WTT at large Re , we turn to the spatial energy spectrum with the goal of testing the predictions of WTT. First, we compute the 2D spatial spectrum of the PIV velocity fields. In the left panels of Fig. 4, we integrate this 2D spectrum over the vertical wave number k_z and show the resulting 1D power spectral density (PSD) as a function of k_x . In the right panels, we integrate the 2D spectrum over the angular direction,

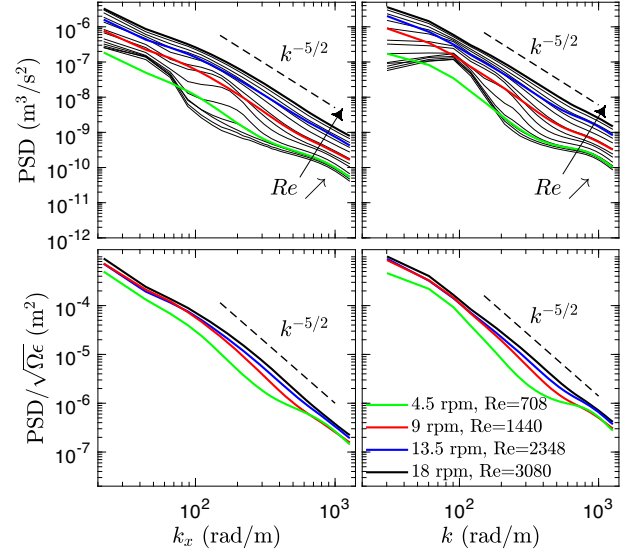


FIG. 4. Spatial energy spectrum as a function of the horizontal wave number k_x (left) and wave number $k = \sqrt{k_x^2 + k_z^2}$ (right). Top panels: black thin lines correspond to $\Omega = 18$ rpm and Re increasing from 270 to 3080. Thick lines correspond to the highest Reynolds number for various rotation rates (see legend). Bottom panels: when rescaled by the spectral level predicted by WTT, the highest- Re spectra at large Ω collapse onto a master curve. Dashed lines show the WTT power-law prediction.

instead, before plotting the resulting 1D PSD as a function of the wave number $k = \sqrt{k_x^2 + k_z^2}$. All the spectra in Fig. 4 are normalized in such a way that the integral of the PSD over its variable $[\int \text{PSD}(k_x) dk_x \text{ or } \int \text{PSD}(k) dk]$ yields the space- and time-averaged kinetic energy inside the PIV domain. In the top panels, for weak driving amplitude, the spectra display a bump at a wave number corresponding to the injection wavelength. As the driving amplitude increases, the nonlinearities populate higher and higher wave numbers in the spectrum, up to the point where a self-similar cascade develops: the high- Re spectra then display a power-law behavior, with an exponent in close agreement with the prediction $-5/2$ of Eq. (1). This is clearly visible when the spectrum is shown as a function of k_x , for which the prediction is made, but also when the spectral content is shown as a function of k .

Beyond the prediction of the spectral exponent, WTT provides a prediction for the spectral level as a function of the rotation rate Ω , the mean energy dissipation rate ϵ , and the vertical wavelength L_{\parallel} of the forced waves. In the highest- Re experiments for the four values of Ω in Fig. 4, L_{\parallel} is nearly constant and equal to 16 cm. A direct measurement of ϵ is a notoriously difficult task that requires well-resolved fully 3D velocity fields. The present PIV data are well resolved but 2D. Assuming statistical axisymmetry, a proxy for ϵ can be obtained from the velocity gradients accessible in the measurement plane

$$\epsilon \simeq \nu \langle 2(\partial_x u_x)^2 + 2(\partial_x u_z)^2 + 2(\partial_z u_x)^2 + (\partial_z u_z)^2 \rangle_{x,t},$$

where $\langle \rangle_{x,t}$ is a spatial and temporal average. Using this proxy, we plot in Fig. 4 the rescaled spectra $\text{PSD}/\sqrt{\Omega\epsilon}$, for the highest Reynolds number achieved at each rotation rate. This representation leads to a collapse of the high- Ω spectra onto a master curve that follows the $k^{-5/2}$ power-law dependence. Thus, the experimental data validate the predictions of WTT, both for the spectral level and the spectral exponent, provided molecular dissipation is negligible (high Re) and the wave turbulence is weakly nonlinear (high Ω , low Ro).

Discussion.—The present experimental apparatus allows us to generate a turbulent flow that consists of weakly interacting inertial waves in a large fluid domain. As the forcing increases, the system transitions from a regime of discrete wave interactions to a regime that displays continuous temporal spectra and bicoherence maps, in line with WTT. At high Reynolds numbers and low Rossby numbers, the resulting spatial spectrum exhibits the scaling properties predicted by WTT, both in terms of spectral slope and spectral level. Such a laboratory realization of weak turbulence in a 3D fluid system could open an experimental avenue for studies that gradually incorporate the additional complexities of natural flows. Among the many exciting directions for future research, one could add density stratification to characterize the turbulent mixing induced by inertia-gravity waves in the weak-turbulence regime [49], and one could progressively relax the damping of the geostrophic flow to characterize its impact on the wave-turbulent dynamics. Following Scott [50], it may be that the large-scale geostrophic flow sweeps the wave phases and challenges a precise characterization of the wave dynamics, but that the small-scale cascading dynamics remains largely unaffected. The consequence would be that WTT remains a valuable tool for characterizing small-scale dissipation and for developing subgrid-scale parametrizations in that context.

We acknowledge J. Amarni, A. Aubertin, L. Auffray, and R. Pidoux for experimental help. This work was supported by a grant from the Simons Foundation (Grant No. 651461, P.P.C.) and by the Agence Nationale de la Recherche through Grant “DisET” No. ANR-17-CE30-0003. B. G. acknowledges support by the European Research Council under Grant No. 757239.

*ppcortet@fast.u-psud.fr

- [1] V. E. Zakharov, V. S. L’vov, and G. Falkovich, *Kolmogorov Spectra of Turbulence* (Springer, Berlin, 1992).
- [2] A. C. Newell and B. Rumpf, Wave turbulence, *Annu. Rev. Fluid Mech.* **43**, 59 (2011).
- [3] S. Nazarenko, *Wave Turbulence* (Springer, Berlin, 2011).
- [4] J. Pedlosky, *Geophysical Fluid Dynamics* (Springer-Verlag, New York, 1987).
- [5] P. A. Davidson, *Turbulence in Rotating, Stratified and Electrically Conducting Fluids* (Cambridge University Press, Cambridge, England, 2013).
- [6] M. C. Gregg, E. A. D’Asaro, J. J. Riley, and E. Kunze, Mixing efficiency in the ocean, *Annu. Rev. Mar. Sci.* **10**, 443 (2018).
- [7] E. Falcon, C. Laroche, and S. Fauve, Observation of Gravity-Capillary Wave Turbulence, *Phys. Rev. Lett.* **98**, 094503 (2007).
- [8] P. Clark di Leoni, P. J. Cobelli, and P. D. Mininni, Wave turbulence in shallow water models, *Phys. Rev. E* **89**, 063025 (2014).
- [9] Q. Aubourg and N. Mordant, Investigation of resonances in gravity-capillary wave turbulence, *Phys. Rev. Fluids* **1**, 023701 (2016).
- [10] M. Berhanu, E. Falcon, G. Michel, C. Gissinger, and S. Fauve, Capillary wave turbulence experiments in microgravity, *Europhys. Lett.* **128**, 34001 (2019).
- [11] P. Cobelli, P. Petitjeans, A. Maurel, V. Pagneux, and N. Mordant, Space-Time Resolved Wave Turbulence in a Vibrating Plate, *Phys. Rev. Lett.* **103**, 204301 (2009).
- [12] T. Humbert, O. Cadot, G. Düring, C. Josserand, S. Rica, and C. Touzé, Wave turbulence in vibrating plates: The effect of damping, *Europhys. Lett.* **102**, 30002 (2013).
- [13] B. Miquel, A. Alexakis, C. Josserand, and N. Mordant, Transition from Wave Turbulence to Dynamical Crumpling in Vibrated Elastic Plates, *Phys. Rev. Lett.* **111**, 054302 (2013).
- [14] H. Greenspan, *The Theory of Rotating Fluids* (Cambridge University Press, Cambridge, England, 1968).
- [15] S. Galtier, Weak inertial-wave turbulence theory, *Phys. Rev. E* **68**, 015301(R) (2003).
- [16] S. V. Nazarenko and A. A. Schekochihin, Critical balance in magnetohydrodynamic, rotating and stratified turbulence: Towards a universal scaling conjecture, *J. Fluid Mech.* **677**, 134 (2011).
- [17] S. Galtier and V. David, Inertial/kinetic-Alfvén wave turbulence: A twin problem in the limit of local interactions, *Phys. Rev. Fluids* **5**, 044603 (2020).
- [18] E. J. Hopfinger, F. K. Browand, and Y. Gagne, Turbulence and waves in a rotating tank, *J. Fluid Mech.* **125**, 505 (1982).
- [19] E. Yarom, Y. Vardi, and E. Sharon, Experimental quantification of inverse energy cascade in deep rotating turbulence, *Phys. Fluids* **25**, 085105 (2013).
- [20] A. Campagne, B. Gallet, F. Moisy, and P.-P. Cortet, Disentangling inertial waves from eddy turbulence in a forced rotating-turbulence experiment, *Phys. Rev. E* **91**, 043016 (2015).
- [21] A. Sen, P. D. Mininni, D. Rosenberg, and A. Pouquet, Anisotropy and nonuniversality in scaling laws of the large-scale energy spectrum in rotating turbulence, *Phys. Rev. E* **86**, 036319 (2012).
- [22] P. Clark di Leoni, P. J. Cobelli, P. D. Mininni, P. Dmitruk, and W. H. Matthaeus, Quantification of the strength of inertial waves in a rotating turbulent flow, *Phys. Fluids* **26**, 035106 (2014).
- [23] E. Deusebio, G. Boffetta, E. Lindborg, and S. Musacchio, Dimensional transition in rotating turbulence, *Phys. Rev. E* **90**, 023005 (2014).

- [24] L. Jacquin, O. Leuchter, C. Cambon, and J. Mathieu, Homogeneous turbulence in the presence of rotation, *J. Fluid Mech.* **220**, 1 (1990).
- [25] P. J. Staplehurst, P. A. Davidson, and S. B. Dalziel, Structure formation in homogeneous freely decaying rotating turbulence, *J. Fluid Mech.* **598**, 81 (2008).
- [26] C. Lamriben, P.-P. Cortet, and F. Moisy, Direct Measurements of Anisotropic Energy Transfers in a Rotating Turbulence Experiment, *Phys. Rev. Lett.* **107**, 024503 (2011).
- [27] A. Campagne, N. Machicoane, B. Gallet, P.-P. Cortet, and F. Moisy, Turbulent drag in a rotating frame, *J. Fluid Mech.* **794**, R5 (2016).
- [28] C. N. Baroud, B. B. Plapp, H. L. Swinney, and Z. S. She, Scaling in three-dimensional and quasi-two-dimensional rotating turbulent flows, *Phys. Fluids* **15**, 2091 (2003).
- [29] T. Le Reun, B. Favier, and M. Le Bars, Experimental study of the nonlinear saturation of the elliptical instability: Inertial wave turbulence versus geostrophic turbulence, *J. Fluid Mech.* **879**, 296 (2019).
- [30] M. Brunet, B. Gallet, and P.-P. Cortet, Shortcut to Geostrophy in Wave-Driven Rotating Turbulence: The Quartetic Instability, *Phys. Rev. Lett.* **124**, 124501 (2020).
- [31] E. Yarom and E. Sharon, Experimental observation of steady inertial wave turbulence in deep rotating flows, *Nat. Phys.* **10**, 510 (2014).
- [32] E. Yarom, A. Salhov, and E. Sharon, Experimental quantification of nonlinear time scales in inertial wave rotating turbulence, *Phys. Rev. Fluids* **2**, 122601(R) (2017).
- [33] T. Le Reun, B. Favier, A. J. Barker, and M. Le Bars, Inertial Wave Turbulence Driven by Elliptical Instability, *Phys. Rev. Lett.* **119**, 034502 (2017).
- [34] See Supplemental Material at <http://link.aps.org/supplemental/10.1103/PhysRevLett.125.254502> for movies of the velocity field and details about the decomposition onto the helical basis vectors.
- [35] C. Connaughton, S. Nazarenko, and A. C. Newell, Dimensional analysis and weak turbulence, *Physica (Amsterdam)* **184D**, 86 (2003).
- [36] P.-P. Cortet, C. Lamriben, and F. Moisy, Viscous spreading of an inertial wave beam in a rotating fluid, *Phys. Fluids* **22**, 086603 (2010).
- [37] N. Machicoane, P.-P. Cortet, B. Voisin, and F. Moisy, Influence of the multipole order of the source on the decay of an inertial wave beam in a rotating fluid, *Phys. Fluids* **27**, 066602 (2015).
- [38] The precise value $\omega_0/2\Omega = 0.84$ is arbitrary and not crucial to our results. Nevertheless, it conveniently leads to most of the wave beams propagating toward the central region of the tank.
- [39] G. Bordes, F. Moisy, T. Dauxois, and P.-P. Cortet, Experimental evidence of a triadic resonance of plane inertial waves in a rotating fluid, *Phys. Fluids* **24**, 014105 (2012).
- [40] B. Bourget, H. Scolan, T. Dauxois, M. Le Bars, P. Odier, and S. Joubaud, Finite-size effects in parametric subharmonic instability, *J. Fluid Mech.* **759**, 739 (2014).
- [41] Boyu Fan and T. R. Akylas, Finite-amplitude instabilities of thin internal wave beams: Experiments and theory, *J. Fluid Mech.* **904**, A16 (2020).
- [42] K. Hasselmann, W. Munk, and G. MacDonald, Bispectra of ocean waves, in *Time Series Analysis*, edited by M. Rosenblatt (John Wiley, New York, 1963), pp. 125–139.
- [43] E. Kartashova, Discrete wave turbulence, *Europhys. Lett.* **87**, 44001 (2009).
- [44] V. S. L'vov and S. Nazarenko, Discrete and mesoscopic regimes of finite-size wave turbulence, *Phys. Rev. E* **82**, 056322 (2010).
- [45] C. Brouzet, E. V. Ermanyuk, S. Joubaud, I. Sibgatullin, and T. Dauxois, Energy cascade in internal-wave attractors, *Europhys. Lett.* **113**, 44001 (2016).
- [46] G. Davis, T. Jamin, J. Deleuze, S. Joubaud, and T. Dauxois, Succession of Resonances to Achieve Internal Wave Turbulence, *Phys. Rev. Lett.* **124**, 204502 (2020).
- [47] C. Cambon and L. Jacquin, Spectral approach to non-isotropic turbulence subjected to rotation, *J. Fluid Mech.* **202**, 295 (1989).
- [48] L. M. Smith and F. Waleffe, Transfer of energy to two-dimensional large scales in forced, rotating three-dimensional turbulence, *Phys. Fluids* **11**, 1608 (1999).
- [49] Y. V. Lvov and E. G. Tabak, Hamiltonian Formalism and the Garrett-Munk Spectrum of Internal Waves in the Ocean, *Phys. Rev. Lett.* **87**, 168501 (2001).
- [50] J. F. Scott, Wave turbulence in a rotating channel, *J. Fluid Mech.* **741**, 316 (2014).