



**HAL**  
open science

## Accumulation of positrons from a LINAC based source

S Niang, M Charlton, J J Choi, M Chung, P Cladé, P Comini, P Crivelli, P-P Crépin, O Dalkarov, P Debu, et al.

► **To cite this version:**

S Niang, M Charlton, J J Choi, M Chung, P Cladé, et al.. Accumulation of positrons from a LINAC based source. Acta Physica Polonica A, 2020, Proc. of the 15th Int. Workshop on Slow Positron Beam Techniques and Applications, Prague, September 2–6, 2019, 137, pp.164-166. 10.12693/APhysPolA.137.164 . hal-03060588

**HAL Id: hal-03060588**

**<https://hal.science/hal-03060588>**

Submitted on 14 Dec 2020

**HAL** is a multi-disciplinary open access archive for the deposit and dissemination of scientific research documents, whether they are published or not. The documents may come from teaching and research institutions in France or abroad, or from public or private research centers.

L'archive ouverte pluridisciplinaire **HAL**, est destinée au dépôt et à la diffusion de documents scientifiques de niveau recherche, publiés ou non, émanant des établissements d'enseignement et de recherche français ou étrangers, des laboratoires publics ou privés.

# Accumulation of positrons from a LINAC based source

December 9, 2019

S. Niang<sup>1</sup>, M. Charlton<sup>2</sup>, J.J. Choi<sup>3</sup>, M. Chung<sup>4</sup>, P. Cladé<sup>5</sup>, P. Comini<sup>1</sup>,  
P. Crivelli<sup>6</sup>, P-P. Crépin<sup>5</sup>, O. Dalkarov<sup>7</sup>, P. Debu<sup>1</sup>, L. Dodd<sup>2</sup>, A. Douillet<sup>5,8</sup>,  
P. Froehlich<sup>9</sup>, J. Gafriller<sup>10</sup>, S. Guellati<sup>5</sup>, J. Heinrich<sup>5</sup>, P-A. Hervieux<sup>11</sup>,  
L. Hilico<sup>5,8</sup>, A. Husson<sup>12</sup>, P. Indelicato<sup>5</sup>, G. Janka<sup>6</sup>, S. Jonsell<sup>9</sup>, J-P. Karr<sup>5,8</sup>,  
B.H. Kim<sup>3</sup>, E-S. Kim<sup>13</sup>, S.K. Kim<sup>3</sup>, A. Kleyheeg<sup>10</sup>, Y. Ko<sup>14</sup>, T. Kosinski<sup>15</sup>,  
N. Kuroda<sup>16</sup>, B. Latacz<sup>1</sup>, H. Lee<sup>3</sup>, J. Lee<sup>14</sup>, A.M.M. Leite<sup>1</sup>, E. Lim<sup>13</sup>,  
L. Liskay<sup>1</sup>, T. Louvradoux<sup>5</sup>, D. Lunney<sup>12</sup>, K. Lévêque<sup>11</sup>, G. Manfredi<sup>11</sup>,  
B. Mansoulié<sup>1</sup>, M. Matusiak<sup>15</sup>, G. Mornacchi<sup>10</sup>, V.V. Nesvizhevsky<sup>17</sup>,  
F. Nez<sup>5</sup>, R. Nishi<sup>16</sup>, S. Nourbaksh<sup>10</sup>, K.H. Park<sup>3</sup>, N. Paul<sup>5</sup>, P. Pérez<sup>1</sup>,  
B. Radics<sup>6</sup>, C. Regenfus<sup>6</sup>, S. Reynaud<sup>5</sup>, J-Y. Roussé<sup>1</sup>, A. Rubbia<sup>6</sup>,  
J. Rzadkiewicz<sup>15</sup>, Y. Sacquin<sup>1</sup>, F. Schmidt-Kaler<sup>18</sup>, M. Staszczak<sup>15</sup>,  
B. Tuchming<sup>1</sup>, B. Vallage<sup>1</sup>, D.P. van der Werf<sup>2</sup>, A. Voronin<sup>7</sup>, A. Welker<sup>10</sup>,  
S. Wolf<sup>18</sup>, D. Won<sup>3</sup>, S. Wronka<sup>15</sup>, Y. Yamazaki<sup>19</sup>, K-H. Yoo<sup>4</sup>

GBAR Collaboration and C.J. Baker<sup>2</sup>

<sup>1</sup> IRFU, CEA, Université Paris-Saclay, F-91191 Gif-sur-Yvette, France

<sup>2</sup> Department of Physics, College of Science, Swansea University, Swansea SA2 8PP, United Kingdom

<sup>3</sup> Department of Physics and Astronomy, Seoul National University, 1 Gwanak-Ro, Gwanak-gu, Seoul 08826, Korea

<sup>4</sup> Department of Physics, Ulsan National Institute of Science and Technology (UNIST), 50, UNIST-gil, Ulsan 44919, Republic of Korea

<sup>5</sup> Laboratoire Kastler Brossel, Sorbonne Université, CNRS, ENS-PSL Research University, Collège de France, Campus Pierre et Marie Curie, 4, place Jussieu, F-75005 Paris, France

<sup>6</sup> Institute for Particle Physics and Astrophysics, ETH Zurich, 8093 Zurich,

Switzerland

<sup>7</sup> *P. N. Lebedev Physical Institute, 53 Leninsky Prospect, 117991 Moscow, Russia*

<sup>8</sup> *Université d'Evry-Val d'Essonne, Université Paris-Saclay, Boulevard François Mitterrand, F-91000 Evry, France*

<sup>9</sup> *Department of Physics, Stockholm University, SE-10691 Stockholm, Sweden*

<sup>10</sup> *CERN, 1211 Geneva 23, Switzerland*

<sup>11</sup> *Université de Strasbourg, CNRS, Institut de Physique et Chimie des Matériaux de Strasbourg, UMR 7504, F-67000 Strasbourg, France*

<sup>12</sup> *CSNSM-IN2P3-CNRS, Université de Paris Sud, Orsay, France*

<sup>13</sup> *Department of Accelerator Science, Korea University Sejong Campus, Sejong-ro 2511, 0019 Sejong, Republic of Korea*

<sup>14</sup> *Center for Underground Physics, Institute for Basic Science, 70 Yuseong-daero 1689-gil, Yuseong-gu, Daejeon 34047, Korea*

<sup>15</sup> *National Centre for Nuclear Research (NCBJ), ul. Andrzeja Soltana 7, 05-400 Otwock, Swierk, Poland*

<sup>16</sup> *Institute of Physics, University of Tokyo, 3-8-1 Komaba, Meguro, Tokyo 153-8902, Japan*

<sup>17</sup> *Institut Max von Laue - Paul Langevin (ILL), 71 avenue des Martyrs, Grenoble, France, F-38042*

<sup>18</sup> *QUANTUM, Institut für Physik, Johannes Gutenberg Universität, D-55128 Mainz, Germany*

<sup>19</sup> *Ulmer Fundamental Symmetries Laboratory, RIKEN, 2-1 Hirosawa, Wako, 351-0198, Saitama, Japan*

## Abstract

The GBAR experiment aims to measure the gravitational acceleration of antihydrogen  $\bar{\text{H}}$ . It will use  $\bar{\text{H}}^+$  ions formed by the interaction of antiprotons with a dense positronium cloud, which will require about  $10^{10}$  positrons to produce one  $\bar{\text{H}}^+$ . We present the first results on the positron accumulation, reaching  $3.8(4) \times 10^8 e^+$  collected in 560 seconds.

## 1 Introduction

The GBAR collaboration's aim is to measure the acceleration of antihydrogen atoms in the Earth's gravitational field [1]. In the GBAR scheme, one first produces  $\bar{\text{H}}^+$  ions [2], which are subsequently sympathetically cooled using

laser cooled  $\text{Be}^+$  ions [3]. When the anti-ion is cold enough, the extra positron is removed using a laser pulse and the acceleration is derived by timing the subsequent annihilation products of the  $\bar{\text{H}}$ . The antiprotons are obtained from the ELENA decelerator at CERN [4], while positronium is produced by implantation of about  $10^{10}$  positrons into a mesoporous silica film at a kinetic energy of 4 keV [5].

To obtain the necessary positrons, a 9 MeV LINAC accelerates electrons into a tungsten target equipped with a mesh moderator biased at 50 V. The resulting low energy positrons are then accumulated in a buffer gas trap (BGT) and transferred in a high field trap (HFT).

The BGT is a Penning-Malmberg trap based on the Greaves-Surko scheme [6], and was developed at CEA Saclay [7]. It uses  $\text{N}_2$  as the trapping gas and  $\text{CO}_2$  as a cooling gas. The trap is constructed from 3 sets of electrodes. In the first stage, inelastic collisions occur under a typical  $\text{N}_2$  pressure of  $10^{-3}$  mbar, whilst the second one is used for the accumulation at a typical  $\text{N}_2$  pressure of  $10^{-4}$  mbar, with the final stage used to store positrons for a dozens of seconds with a typical  $\text{N}_2$  pressure of  $10^{-6}$  mbar. The magnetic field in this trap is  $\sim 0.05$  T and an electric potential between  $-140$  V and  $140$  V can be applied to the electrodes, as appropriate.

The HFT [8] is a 5 T Penning-Malmberg trap with 27 electrodes each able to hold potentials between  $-1$  kV and  $1$  kV. The base pressure is lower than  $10^{-9}$  mbar. This trap is used for long time storage.

In this article we present the outcome of optimisation studies to trap a large cloud of positrons. The final goal is to accumulate  $10^{10}$  positrons in 100 s.

## 2 Studies of the trapping conditions

After an accumulation time  $t$ , using the potential profile shown in Figure 1a, the positron cloud is axially compressed, and then dumped on a target at the exit of the trap (Figure 1b-c). The positron number is estimated by detecting the  $\gamma$  rays resulting from their annihilations on the target using a CsI detector. The signal is proportional to the number of accumulated positrons, which evolves as  $N(t) = R\tau(1 - e^{-\frac{t}{\tau}})$ , with  $N$  the number of positrons,  $\tau$  the lifetime and  $R$  the trapping rate. Some accumulation curves for  $e^+$  in the second stage are presented in Figure 2a for different  $\text{N}_2$  pressures as measured at the injection point of the system. If  $t \ll \tau$ ,  $N(t) \approx Rt$ , and the only parameter to optimise is then  $R$ . For the rest of the experiment we keep  $P_{\text{N}_2} = 6$  mbar, with  $\tau = 0.67(1)$  s and we accumulate for 100 ms before transferring to the third stage (Figure 1c-d).

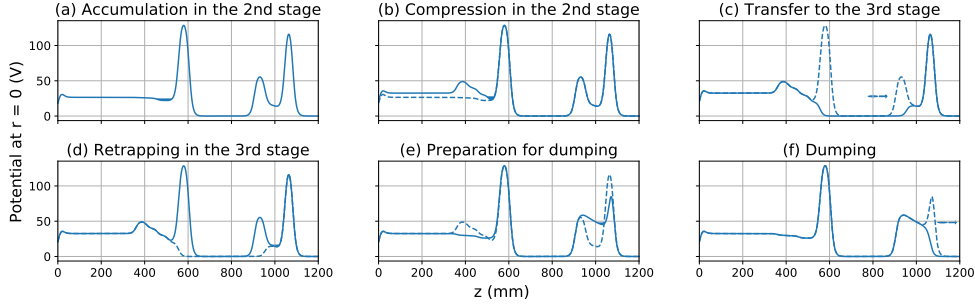


Figure 1: On-axis potentials used in the Buffer Gas Trap. (a) Accumulation in the second stage. (b) Axial compression of the cloud. (c) Transfer from the second to the third stage. (d) Re-trapping. (e) Preparation for transfer / dumping. (f) Dumping.

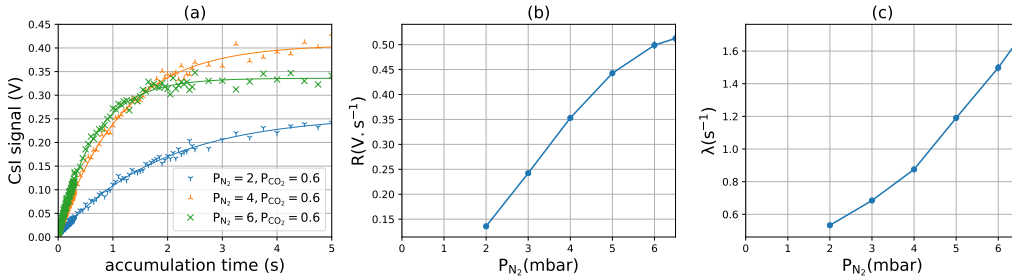


Figure 2: (a) Number of  $e^+$  as measured by the CsI detector, fit with  $N(t)+c$ . (b)  $R$  vs  $N_2$  pressure. (c) Positron annihilation rate ( $\lambda = 1/\tau$ ) vs  $N_2$  pressure. Pressures in mbar as measured at the injection point of the system.

Currently, the energy spread in the longitudinal direction of the incoming positrons is  $\sigma = 8.8(3)$  eV but a spread of energy smaller than 3 eV [6] would increase  $R$  and therefore the overall efficiency.

In the third stage, the  $e^+$  lifetime is 16.5(5) s, as shown in Figure 3a, and since this is much greater than 100 ms a stacking procedure of the positrons from the second stage can be done. Figure 3b shows that, using a static potential, only 6 stacks can be accumulated in the well in a linear way, beyond which the stacks are lost. It also shows that by lowering the bottom of the well by 0.2 V per stack, a dozen stacks can be accumulated without any loss. Therefore 10 stacks are accumulated in 1 s ( $10 \times 100$  ms) before being transferred to the HFT.

To stack positrons from the BGT third stage in the HFT, one first uses a potential well made of 3 electrodes with  $-10$  V as bottom of the well as shown in Figure 4a. Figure 4b shows that the well is saturated after 80

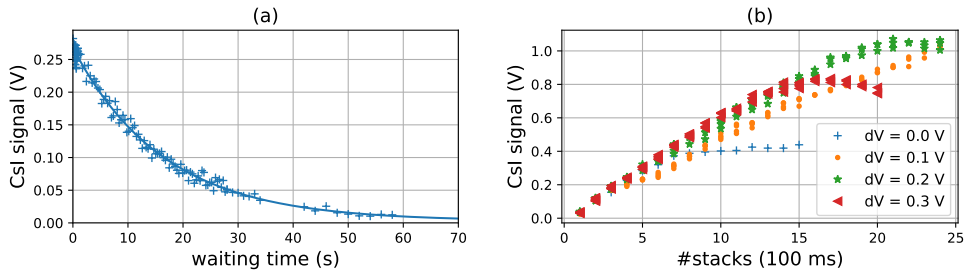


Figure 3: (a) Lifetime of positrons in the third stage. (b) Measurement of positron signal for different accumulation conditions in stage 3 (see text for details). The bottom of the well is lowered by  $dV$  between each stack.

stacks. To accumulate positrons in a linear way, a sequence is used in which the well is enlarged and deepened each time we approach a saturation limit. In the first well, 50 stacks are accumulated, after which the bottom of the well is lowered. Then 150 stacks are added, and again the bottom of the well is lowered and then a further 200 stacks are added. Finally we lower the bottom of the well to reach a maximum, so in total, we can accept 560 stacks of  $e^+$  from the third stage corresponding to  $3.8(4) \times 10^8 e^+$ . We are planning to extend this process to trap even more positrons.

With the knowledge that the LINAC based positron source provides  $1.54(6) \times 10^5 e^+$  per pulse at a frequency of 200 Hz, the current overall efficiency is 2.3%.

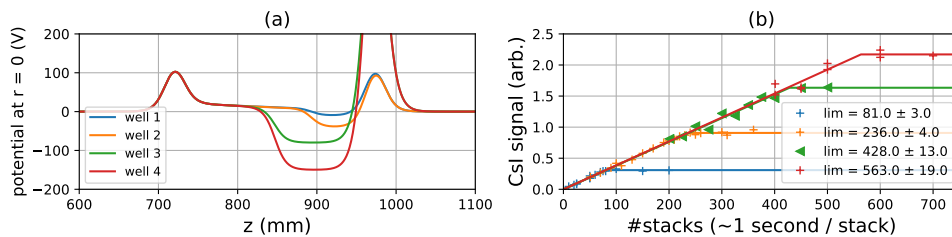


Figure 4: (a) Subsequent on-axis potentials in the HFT. (b) Accumulation signal from HFT, for respectively a 1-, 2-, 3- and 4-step sequence.

### 3 Conclusion

We succeeded in trapping  $3.8(4) \times 10^8 e^+$  in 560 s, which is a first important step for the development of the GBAR experiment. Improvements will be

made in the coming months to reach our next step of  $10^{10}$  positrons in a few hours, after which the goal will be to decrease this accumulation time, by increasing the  $e^+$  flux at the entrance, and by improving efficiencies at the interfaces of the system.

## Acknowledgement

This research was partially supported by CNES under convention N°5100017115, the French National Research Agency (grant ANR-14-CE33-0008), the Swiss National Science Foundation (grant 20FL21\_173597) and the ETH Zurich (grant ETH-46 17-1).

## References

- [1] G. Chardin et al. Proposal to measure the Gravitational Behaviour of Antihydrogen at Rest. 2011. CERN-SPSC-2011-029, SPSC-P-342.
- [2] P. Comini et al. Antihydrogen ion production from collisions between positronium and keV antiprotons for GBAR. *Hyperfine Interactions*, 228(1-3):159–165, Feb 2014.
- [3] J. Walz and T. W. Hänsch. A proposal to measure antimatter gravity using ultracold antihydrogen atoms. *General Relativity and Gravitation*, 36(3):561–570, Mar 2004.
- [4] W. Oelert. The ELENA project at CERN. *Acta Physica Polonica B*, 46(1):181, 2015.
- [5] P. Crivelli, U. Gendotti, A. Rubbia, L. Liskay, P. Perez, and C. Corbel. Measurement of the orthopositronium confinement energy in mesoporous thin films. *Physical Review A*, 81(5), May 2010.
- [6] C. M. Surko, M. Leventhal, and A. Passner. Positron plasma in the laboratory. *Phys. Rev. Lett.*, 62:901–904, Feb 1989.
- [7] A.M.M. Leite. *Development of a buffer gas trap for the confinement of positrons and study of positronium production in the GBAR experiment*. PhD thesis, Paris-Saclay, Dec 2017.
- [8] P. Grandemange. *Trapping and accumulation of positrons from a pulsed beam produced by a linear accelerator for gravitational interaction of antimatter study*. PhD thesis, Université Paris Sud - Paris XI, December 2013.