



HAL
open science

Olive mill wastewater: From a pollutant to green fuels, agricultural and water source and bio-fertilizer -Hydrothermal carbonization

Ahmed Amine Azzaz, Mejdı Jeguirim, Vasiliki Kinigopoulou, Charalampos Doulgeris, Mary-Lorène Goddard, Salah Jellali, Camelia Matei Ghimbeu

► To cite this version:

Ahmed Amine Azzaz, Mejdı Jeguirim, Vasiliki Kinigopoulou, Charalampos Doulgeris, Mary-Lorène Goddard, et al.. Olive mill wastewater: From a pollutant to green fuels, agricultural and water source and bio-fertilizer -Hydrothermal carbonization. *Science of the Total Environment*, 2020, 733, pp.139314. 10.1016/j.scitotenv.2020.139314 . hal-03060287

HAL Id: hal-03060287

<https://hal.science/hal-03060287>

Submitted on 17 Dec 2020

HAL is a multi-disciplinary open access archive for the deposit and dissemination of scientific research documents, whether they are published or not. The documents may come from teaching and research institutions in France or abroad, or from public or private research centers.

L'archive ouverte pluridisciplinaire **HAL**, est destinée au dépôt et à la diffusion de documents scientifiques de niveau recherche, publiés ou non, émanant des établissements d'enseignement et de recherche français ou étrangers, des laboratoires publics ou privés.

1 **Olive Mill Wastewater: From a Pollutant to Green Fuels, Agricultural and**
2 **Water Source and Bio-Fertilizer – Hydrothermal Carbonization**

3
4 **Ahmed Amine Azzaz^{a,b,*}, Mejdı Jeguirim^{a,b}, Vasiliki Kinigopoulou^c, Charalampos**
5 **Doulgeris^c, Mary-Lorène Goddard^{d,e}, Salah Jellali^f, Camelia Matei Ghimbeu^{a,b}**
6
7

8 a Université de Haute-Alsace, CNRS, Institut de Science des Matériaux de Mulhouse (IS2M)
9 UMR 7361, F-68100 Mulhouse, France

10 b Université de Strasbourg, F-67081 Strasbourg, France

11 c Soil & Water Resources Institute, Hellenic Agricultural Organisation “DEMETER”, Sindos,
12 Central Macedonia 57400, Greece

13 d Université de Haute-Alsace, Université de Strasbourg, CNRS, LIMA UMR 7042, Mulhouse,
14 France

15 e Université de Haute-Alsace, LVBE, EA-3991 Colmar, France

16 f PEIE Research Chair for the Development of Industrial Estates and Free Zones, Center for
17 Environmental Studies and Research (CESAR), Sultan Qaboos University, Al-Khoud, 123
18 Muscat, Oman

19
20
21
22
23
24
25
26
27
28
29
30
31
32
33

1 **Abstract**

2 Hydrothermal carbonization (HTC) is considered as a promising technique for wastes
3 conversion into carbon rich materials for various energetic, environmental and agricultural
4 applications. In this work, the HTC of olive mill wastewater (OMWW) was investigated at
5 different temperatures (180 – 220°C) and both, the solid (i.e., hydrochars) and the final process
6 liquid derived from the thermal conversion process were deeply analyzed. Results showed that
7 the solid yield was affected by the temperature, i.e., decrease from 57% to 25% for temperatures
8 of 180°C and 220°C, respectively. Furthermore, the hydrochars presented an increasing fixed
9 carbon percentage with the increase of the carbonization temperature, suggesting that
10 decarboxylation is the main reaction driving the HTC process. The decrease in the O/C ratio
11 promoted an increase of the high heating value (HHV) by 32% for hydrochar prepared at 220°C.
12 The process liquids were sampled and their organic contents were analyzed using GC-MS
13 technique. Acids, alcohols, phenols and sugar derivatives were detected and their
14 concentrations varied with carbonization temperatures. The assessment of the physico-chemical
15 properties of the generated HTC by-products suggested the possible application of the
16 hydrochars for energetic insights while the liquid fraction could be practical for in agricultural
17 field.

18 **Keywords:** Hydrothermal carbonization, Olive Mill Wastewater, Hydrochars, biofuels,
19 characterization, Mineral content, HHV.

20

21

22

23

1 **1. Introduction**

2 The cultivation of olive trees was practiced for millennia in the Mediterranean region.
3 According to the FAO (Food and Agriculture Organization, 2017), 16.8 million ha of harvested
4 area in the Mediterranean basin generated about 95% of the worldwide olive production. Such
5 intensive activity has positive impact on the concerned countries' economies (such as Tunisia,
6 Spain, Greece and Italy). In fact, 5.8 million people are directly and indirectly life-dependent
7 on this agricultural field, where 53% of them are classified among the disadvantaged population
8 (International Labor Organization, 2017).

9 In Tunisia, the olive oil production in the 2017/2018 season was valued to 280,000 tons
10 (Food and Agriculture Organization, 2017). Despite its significant contribution to the national
11 assets, the oleic industries use the three-phases milling method that was prohibited in Spain
12 since 1972. This milling technique is characterized by the production of solid and liquid wastes
13 at considerable amounts (Chouchene et al., 2012). The solid fraction, namely olive raw pomace
14 (ROP) is widely employed in the amendment of soils, animals feeding and bio-energy
15 production (Moreno-Maroto et al., 2019). However, the liquid fraction, olive mill wastewater
16 (OMWW), is poorly exploited since it is considered as economically and environmentally
17 problematic. In fact, OMWW is an environmentally-critical-effluent due to its high organic
18 matter and toxic monophenolic compounds contents (Aktas et al., 2001). Currently, these
19 liquids are improperly treated, being left-out in outdoor storage/evaporation lagoons. During
20 the periods of high precipitations, they could reach water bodies and cause serious
21 modifications to the underground water properties (Souilem et al., 2017). Additionally, their
22 acidic pH, high electrical conductivity and content in organic matter could noticeably affect the
23 soil and underground water quality (Doula et al., 2013). Along with these parameters, total
24 nitrogen, exchangeable phosphorus and potassium contents figure as “double role” factors. In

1 fact, these nutrients are decisive to increase the agricultural soils fertility but their excessive
2 presence in porous media could alter its overall ionic equilibrium (Komnitsas and Zaharaki,
3 2012).

4 Several studies have investigated the treatment of this so-called “burden” by various
5 treatment techniques. They include biological, advanced oxidation and physico-chemical
6 methods (Azzaz et al., 2020; Chatzisyneon et al., 2013; Fezzani and Cheikh, 2010; Hodaifa et
7 al., 2013; Lucas and Peres, 2009; Pulido, 2016; Sedej et al., 2016; Yalili Kiliç et al., 2013;
8 Zirehpour et al., 2012) The main advantages and inconvenient of these techniques are detailed
9 in Table S1 (Supplementary Information). Generally, these methods aim to recover water from
10 OMWW without taking into account the intriguing potentials of this waste as a whole entity.
11 Recently, Haddad *et al.* (2017) proposed the thermal conversion of these liquid organic wastes,
12 after impregnation on dry biomass, by slow pyrolysis at 500°C. They produced a biochar rich
13 in phosphorus and nitrogen, with a low amount of volatile fraction and a high porosity media.
14 The produced biochar was applied as biofertilizer and showed an equaled impact on the growth
15 of rye grass leaves when compared to a commercial fertilizer (Haddad et al., 2017). These
16 results were encouraging to go forward in this research direction. Nonetheless, the OMWW is
17 a 90% water composed waste. Therefore, the pyrolysis reaction (which is already performed at
18 high temperature) had to be preceded by a preliminary drying step, thus significantly inflating
19 the treatment costs (Jeguirim et al., 2017). Moreover, thermal treatment at high temperature
20 resulted in low final solid yield which limits their production at large scale.

21 Alternatively, the hydrothermal carbonization is a thermal process allowing the conversion
22 of liquid or wet-solid-wastes into carbonaceous materials (called hydrochars) with appreciable
23 yields (Wang et al., 2018). These hydrochars present interesting physico-chemical and energetic
24 characteristics that could be exploited in a wide range of applications (Kruse and Dahmen,
25 2018). Moreover, the hydrochars production process consumes low energy compared to the

1 slow pyrolysis method which explains their relatively low market price compared to biochars
2 (Saba et al., 2019). The use of hydrochars as bio-fertilizers was investigated, owing to their
3 important contents in minerals as well as the relatively slow carbon sequestration compared to
4 biochars (Naisse et al., 2015). Hydrochars could also enhance the development of crops, as well
5 as the quality and sustainability of the low-fertile soils (Bargmann et al., 2014, 2013; Dieguez-
6 Alonso et al., 2018; Gajić et al., 2012). Other investigations tried to improve the hydrochars
7 properties by increasing their specific surface area and porosities through chemical and/or
8 physical activations. The resulting activated carbons were successfully applied for the removal
9 of various pollutants from aqueous solutions (Xue et al., 2012; Zuo et al., 2016), air (Hao et al.,
10 2016; Zhang et al., 2019) and soils (Chung et al., 2015; Kammann et al., 2012). Moreover,
11 various researchers have increased the hydrochars specific surface area after thermal treatment
12 at higher temperatures (Fang et al., 2016; Yu et al., 2019). These thermally treated hydrochars
13 could present singular carbon nano-sphere forms, commonly employed for the synthesis of
14 electrodes in supercapacitors and batteries, for the storage of gases and electricity (Kim et al.,
15 2015; Unur et al., 2013).

16 The use of HTC process for the treatment of olive mill wastes in Spain (Benavente et al.,
17 2017), Turkey (Donar et al., 2016) and Italy (Volpe et al., 2018) has been only recently
18 investigated. Even if these countries use the two phases milling method, the physico-chemical
19 characteristics of the related produced hydrochars were very different, especially in terms of
20 content in carbon and minerals, energetic aspect and structural morphologies. This could be
21 attributed to the difference in the properties of the used feedstocks. To the best of our
22 knowledge, the use of the HTC process as a sustainable recovery method for the OMWW
23 generated by the three phase mills (case of Tunisia, Algeria and Morocco) were not yet
24 performed. Therefore, a deep characterization of Tunisian OMWW based hydrochars was
25 performed through their structure, morphology, surface chemistry and nutrients contents

1 analyses. Furthermore, the organic and the mineral contents of the liquid fraction generated
2 during the HTC of OMMWW were determined using various analytical techniques. Such
3 characterizations will help to predict the potential of OMWW's HTC by-products in energetic,
4 agricultural and/or environmental applications.

5 **2. Materials and methods**

6 **2.1. Olive Mill Wastewater and the corresponding Solid Fraction**

7 The used olive mill wastewater (OMWW) was collected from a local olive mill plant at the
8 region of Tounta, north east of Tunisia. It was stored in plastic bins and used in the following
9 experiments without any performed treatments or purifications.

10 The solid phase of the used olive mill wastewater was separated from the liquid one by
11 vacuum filtration by using a 0.45 μm Whatman® filter paper (VWR, Leuven, Belgium). The
12 percentage of dried solid content was determined according to the TAPPI/ANSI T 412 om-16
13 method (T-412, 2012) described as follows: 10 g of OMWW was weighted in a glass crucible
14 then introduced in an oven at 120°C for 48h. The remaining mass presents the solid fraction
15 and the difference is the content in water. Results showed that solid fraction contained in the
16 used OMWW is estimated to about 7.9%. This solid phase, labeled as OMWW_{SF}, was fully
17 characterized by using several analytical equipment (see section 2.4).

18 **2.2. Hydrochar synthesis**

19 The HTC of the OMWW was carried out using a high-pressure laboratory autoclave (Top
20 Industrie, Vaux-le-Pénit, France). During these assays, 10 mL of OMWW were heated at three
21 different temperatures 180, 200 and 220°C for constant heating rate and residence time of
22 10°C/min and 24 h, respectively. The produced hydrochars were named as follows: T- OMWW,
23 where T is the carbonization temperature (°C). After carbonization, the corresponding mixtures

1 were filtered and the solid phases were dried in an oven at 105°C overnight and then weighted
2 and stored in glass vials.

3 For a given experiment, the produced hydrochar yield (Y_{HC} , %) was calculated as follows:

$$4 \quad Y_{HC}(\%) = m_{HC}/m_{OMWWSF} \times 100 \quad (\text{Eq. 1})$$

5 where m_{HC} (g) is the recovered dry solid mass after carbonization and m_{OMWWSF} is the initial
6 $OMWWSF$ feedstock mass (g).

7 **2.3. Hydrochars and $OMWWSF$ characterization**

8 The characterization of the $OMWWSF$ as well as the produced hydrochars issued from the
9 $OMWWSF$ hydrothermal carbonization at different temperatures were performed using different
10 analytical techniques:

11 **2.3.1. Proximate, elemental and minerals content analyses**

12 A TGA/DSC3+ apparatus (Mettler-Toledo, Greifense, Switzerland) was used for the
13 proximate analysis of the hydrochars and the $OMWWSF$ according to the TGA procedure
14 (Jeguirim et al., 2014).

15 The elemental analysis was performed in order to determine the solid phases contents in
16 terms of C, H, N, O and S. It was assessed by using a Flash 2000 CHNS-O elemental analyzer
17 (Thermo Scientific, Cambridge, UK).

18 The minerals compositions of the $OMWWSF$ and the hydrochars were determined by using
19 the multiple extraction methods described by Thomson and Legee (Thompson and Legee,
20 1998), for the determination of water soluble phosphorus and magnesium, calcium, sodium,
21 potassium and ammonium nitrogen. In order to determine the total nitrogen in the samples,

1 modified Kjeldahl method was employed according to the ISO 11261 protocol (International
2 Organization for Standardization, 1995).

3 **2.3.2. Structure and morphology**

4 Powder X-Ray diffraction (XRD) analysis was employed to identify the crystalline phases.
5 It was carried out by a Panalytical X'Pert powder diffractometer (Malvern, UK) equipped with
6 a copper anode. Phases identification was performed using the international center for
7 diffraction data (ICDD) database available on the Panalytical Highscore software (Graulis et
8 al., 2009).

9 Scanning electronic microscopy (SEM) analysis was performed using a XL30 electron
10 microscope (Philips, Eindhoven, Netherlands) in order to assess the hydrochars morphology.
11 Elementary composition of the materials was determined through an Energy-dispersive X-Ray
12 spectrometer (X-Sight EDX model; Oxford Instruments, Oxfordshire, UK).

13 **2.3.3. Surface chemistry**

14 In order to predict the dominating surface charge of the obtained hydrochars, pH_{ZPC} value
15 was determined using the method described in the literature (Azzaz et al., 2015). In particular,
16 0.2 g of each solid is immersed in a 0.1 M NaCl (VWR, Paris, France) solution at different
17 initial pH (2 to 12). The plot $\Delta pH = pH_{initial} - pH_{final}$ vs. $pH_{initial}$ was depicted and the pH_{ZPC}
18 value was described as its intersection point with the horizontal axis.

19 On the other hand, the determination of the main surface functional groups was assessed
20 using the Boehm titration method for the oxygenic functions determination (Boehm, 2002).
21 During this titration, 1 g of each feedstock and hydrochar were introduced in round-bottom
22 flasks containing 50 mL of NaOH (Sigma Aldrich, Steinheim, Germany), Na_2CO_3 (SDS,
23 Peypin, France) and $NaHCO_3$ (Merck, Darmstadt, Germany) at 0.1M. The choice of these

1 reagents is based on the assumption that NaOH neutralizes phenolic, lactonic, and carboxylic
2 acids, NaHCO₃ neutralizes the carboxylic and lactonic groups and finally Na₂CO₃ neutralizes
3 the carboxylic acids. The followed solid samples were kept in continuous stirring (200 rpm,
4 20°C ± 2 °C) for 24 h under argon gas flow of 15 NL/h to evacuate possible CO₂ emission.
5 Aliquots were then recovered and filtered using 0.2 µm polypropelene syringe filters (VWR,
6 Leuven, Belgium) then back-titrated using 0.05M of HCl solutions (Sigma Aldrich, Steinheim,
7 Germany).

8 Infrared spectroscopy was used to identify the main functional groups present on the
9 hydrochars' surface. The acquisition of the FTIR spectra was performed with an Equinox 55,
10 Bruker spectrometer (Ettlingen, Germany). For each sample, a solid mass to KBr ratio of 1/200
11 was ground in a mortar and pressed into 1cm diameter disk with 3.5 tons pressure. The disk-
12 like sample was then analyzed at a spectral resolution of 4 cm⁻¹, measured between 4000 and
13 400 cm⁻¹.

14 **2.3.4. Energy contents**

15 The higher heating values (HHV, MJ/kg) was determined using a C200 bomb
16 calorimeter (IKA, Staufen, Germany) according to the DIN 51900-3 protocol (DIN, 2005) at
17 adiabatic reaction mode. The lower heating values (LHV, MJ/kg) related to the released energy
18 during the combustion of a solid without taking into account the energy of water condensation.
19 The LHV were calculated on the basis of the values of the HHV and the percentages of moisture
20 and hydrogen (at dry base).

21 **2.3.5. Liquid Characterization**

22 The chemical oxygen demand of the residual liquid phase after the HTC of the OMWW
23 (COD; g O₂/L) was determined as an indicator of their organic matter content. It was assessed
24 via the open reflux using dichromate titrimetric method (Allan Moore et al., 1949).

1 The total content of minerals in the residual liquid after the HTC was determined by
2 using an ARCOS ICP-OES analyzer (SPECTRO, Kleve, Germany). Samples were digested for
3 30 min with 5 mL of concentrated nitric acid and 1 mL of 30% (v/v) oxygen peroxide at boiling
4 water and measurements were performed in synchronous mode.

5 The liquid recovery ratio for the studied minerals was estimated compared to the initial
6 concentrations present in the liquid fraction of OMWW according to the following equation:

$$7 \quad R_{minerals}(\%) = \frac{C_{i,OMWW} - C_{t,T-OMWW}}{C_{i,OMWW}} \times 100 \quad (\text{Eq. 2})$$

8 Where $C_{i,OMWW}$ is the initial concentration of the mineral (K, Na, Ca, Mg, P and N) in
9 OMWW liquid fraction that was recovered after vacuum pump filtration and $C_{i,T-OMWW}$ is the
10 final concentration of minerals in the liquid fraction at a given T temperature after HTC.

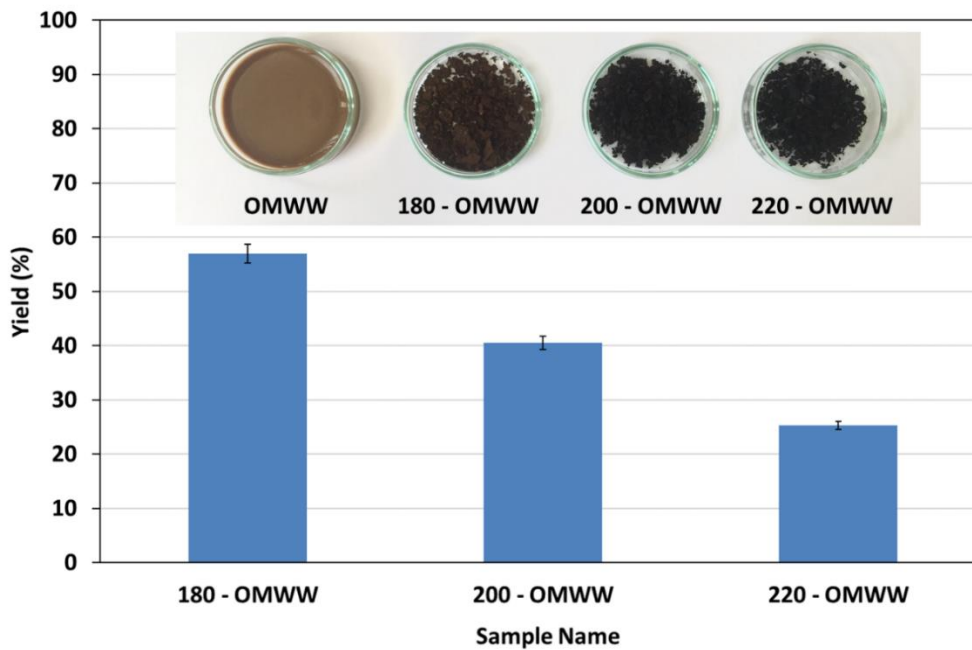
11 Organic compounds in the liquid part of OMWW and T-OMWW (T = 180, 200 and
12 220°C) was determined using a GC-2010 gas chromatograph coupled with GC-QP2010 mass
13 detector (Shimadzu, Tokyo, Japan). Samples were initially filtered at 0.2 μm with regenerated
14 cellulose syringe filters then diluted 10 times in ultra-pure water (at a given resistivity of 18.0
15 $\text{M}\Omega \text{ cm}$). Afterwards, 30 μL of the diluted solutions were mixed in a vial with 50 μL of 10
16 $\mu\text{g/mL}$ phenoxyacetic acid solution as internal standard. After lyophilization process, each
17 sample was derivatized and analysed by GC-MS according to the protocol described in a
18 previous paper (Jeguirim et al., 2020). The annotation of different peak was performed by using
19 a personal library of commercial compounds along with mass spectral library NIST 17.

20 **3. Results**

21 **3.1. Carbonization Yields**

22 The apparent aspects and yields production of hydrochars at different temperatures are
23 presented in Figure 1. The hydrochars aspect changed gradually with temperature from light

1 brown (for OMWW) to black (for 220-OMWW) with more voluminous conglomerates. It is
2 also observed that hydrochar production yields decrease with the carbonization temperature
3 from 57% at 180°C to 25% at 220°C. In fact, the increase in treatment temperature enhances
4 significantly the heat gradient inside the autoclave and thereby affects the biomass inner
5 structure (Zhang et al., 2014). According to Hoekmann et al. (2011), the modification
6 intensifies with higher energy intake, as the biomass undergoes a successive degradation
7 towards the polymerization of large molecules. Moreover, the outer structure could be affected
8 by the volatile matter reduction accompanied in the same time with the dehydration and
9 decarboxylation of cellulose and lignin matrices (Ruiz et al., 2013).



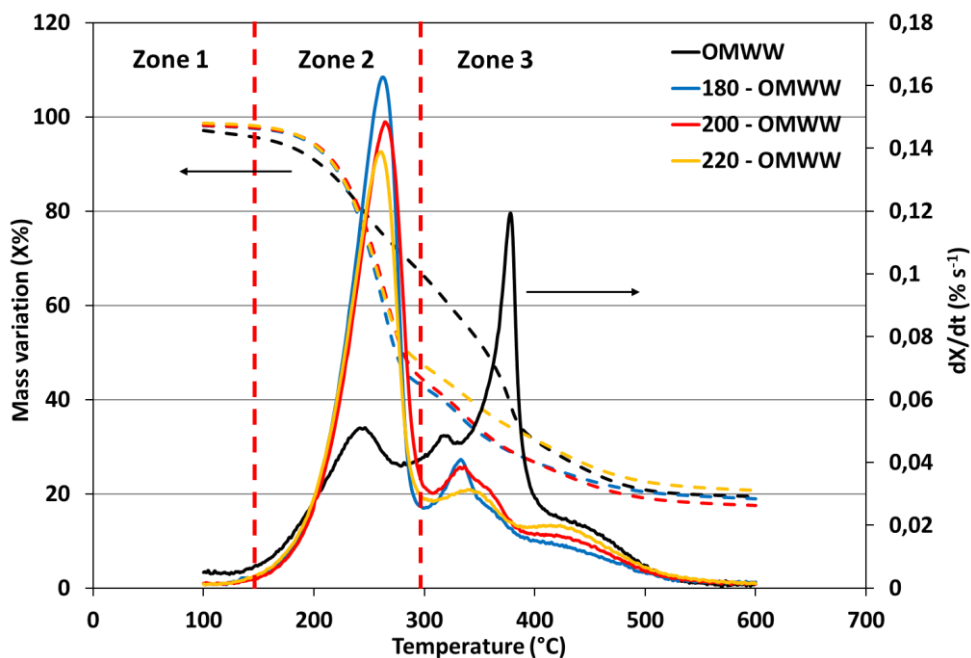
10

11 **Figure 1:** Effect of the used HTC temperature on the hydrochar production yields from
12 OMWW hydrothermal carbonization at different temperatures

13 In order to get more information about the degradation mechanism, the thermal behavior of
14 the OMWW_{SF} as well as the produced hydrochars was examined under inert atmosphere. Figure
15 2 shows three differentiable thermal degradation zones. The first mass loss extends between
16 ambient temperature and 120°C and is related to the elimination of water and light volatile

1 matter. The second and third zones were ranged between 150°C and 280°C and 280°C and
 2 600°C, respectively (Fig. 2). The DTG of the OMWW_{SF} is initially characterized by a slow
 3 decomposition rate with peak temperatures at 238°C and 320°C, then followed by a fast
 4 decomposition with a peak at 362°C (Figure 2). According to Volpe *et al.* (2018), the first two
 5 peaks are attributed to the degradation of hemicellulose and cellulose. The third peak could be
 6 attributed to an intense and fast degradation of a part of the lignin content and/or the organic
 7 soluble extractives such as alcohols and aromatic molecules (Volpe *et al.*, 2018).

8 Regarding the hydrochars, it can be noticed that the broad peak at 238°C became very
 9 intense for all produced hydrochars as compared to the OMWW_{SF}. This could be related to the
 10 effect of heat gradient on the solid fraction leading to the defragmentation of cellulose and
 11 hemicellulose matrices into secondary chars compounds (Lucian *et al.*, 2018). This particular
 12 aspect could be clearly observed macroscopically on the samples 200 – OMWW and 220 –
 13 OMWW characterized with a distinguishable smell and colloidal tar-like deposits.



14

15 **Figure 2:** TGA/DTA curves under inert atmosphere of raw OMWW solid phase and the
 16 derived hydrochars at different temperatures (Full lines: DTA; Dotted lines: TGA)

1 On the other hand, it has been pointed out that at certain temperature and vapor pressure,
2 aqueous media contained in the autoclave undergoes important modification at the subcritical
3 fluid phase (Wang et al., 2018). During this time, the hydrothermal carbonization of the
4 OMWW is submitted to a succession of reactions leading to the modification of the physico-
5 chemical properties towards a more stable carbon material (Kruse and Dahmen, 2018). This
6 reaction is further amplified when the media reacts as a polar organic reactant in the presence
7 of organic compounds such as formic and acetic acids, characterizing the OMWW effluent
8 (Atallah et al., 2019).

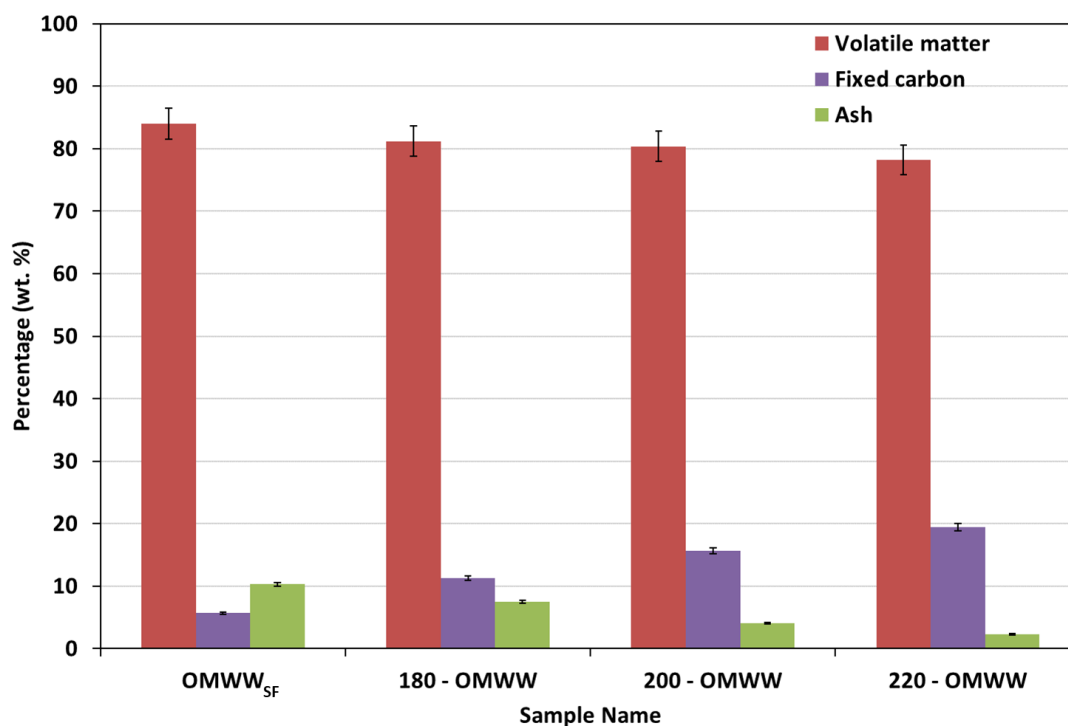
9 It is important to underline that the degradation and transformation reaction during the HTC
10 process progress could lead to two possible outcomes: (i) dissolution of the organic and mineral
11 matrix of the lignocellulosic material into surrounding liquid media (Poerschmann et al., 2013b)
12 or (ii) carbon condensation reaction driven by recombination of by-products (Lin et al., 2016).
13 Indeed, Poerschmann *et al.* (2013b) suggested that the reduction in the final solid yield during
14 the carbonization of biomasses could lead to the migration, and thus, the increase of the
15 dissolved organic matter in the liquid fraction. In our case, the chemical oxygen demand (COD;
16 g O₂/L) of the raw OMWW has significantly decreased from 104 g/L to about 59 and 47 g/L
17 for the residual liquids corresponding to the HTC of the OMWW at temperatures of 180°C to
18 220°C, respectively (Figure S1). This implies that during the HTC of the OMWW, the organic
19 content in the OMWW was not modified towards the dissolution of the macropolymers
20 constituting its lignocellulosic matrices despite the important decrease in final solid yields. Such
21 results indicate that there was no release of organic compounds from the OMWW solid phase
22 to the liquid fraction during the HTC process in contrast with the Poerschmann *et al.* (2013b)
23 hypothesis,.

24

3.2. OMWW_{SF} and hydrochars physico-chemical properties

3.2.1. Proximate and ultimate analyses

Proximate analysis of OMWW_{SF} and hydrochars at different HTC temperatures aim to assess their quality in terms of macro composition and calorific capacity. The related results (Figure 3) reveal that the OMWW_{SF} contains significant percentage of volatile matter of 84% and low concentrations in fixed carbon and ash. After the HTC, the hydrochars volatile matter contents have slightly decreased reaching a value of 78.21% at 220°C. At the contrary, the hydrochars fixed carbon contents have decreased with the increase of HTC temperature. Indeed, compared to the OMWW_{SF}, the fixed carbon contents of the hydrochars at 180, 200 and 220°C have increased by about 6%, 10% and 14%, respectively. This outcome suggests the occurring of possible polymerization/recombination reactions with the HTC temperature increase. On the other hand, a net decrease of the ash contents was observed with temperature since it passes from 10% in the OMWW_{SF} to 3% for the hydrochar produced at 220°C. This decrease could be attributed to the minerals leaching from the solid matrix to the aqueous solution, driven by heating gradient and reactivity with molecules present in the solution. Similar findings were enunciated by Volpe *et al.* (2018) when performing the HTC on Italian olive mill waste at different temperatures. Related results suggested a significant increase of fixed carbon from 20% to 26.6% and a decrease of both volatile matter from 77.9% to 70.6% and ash from 2.1% to 1.7% for raw feedstock and hydrochars produced at 220°C, respectively.

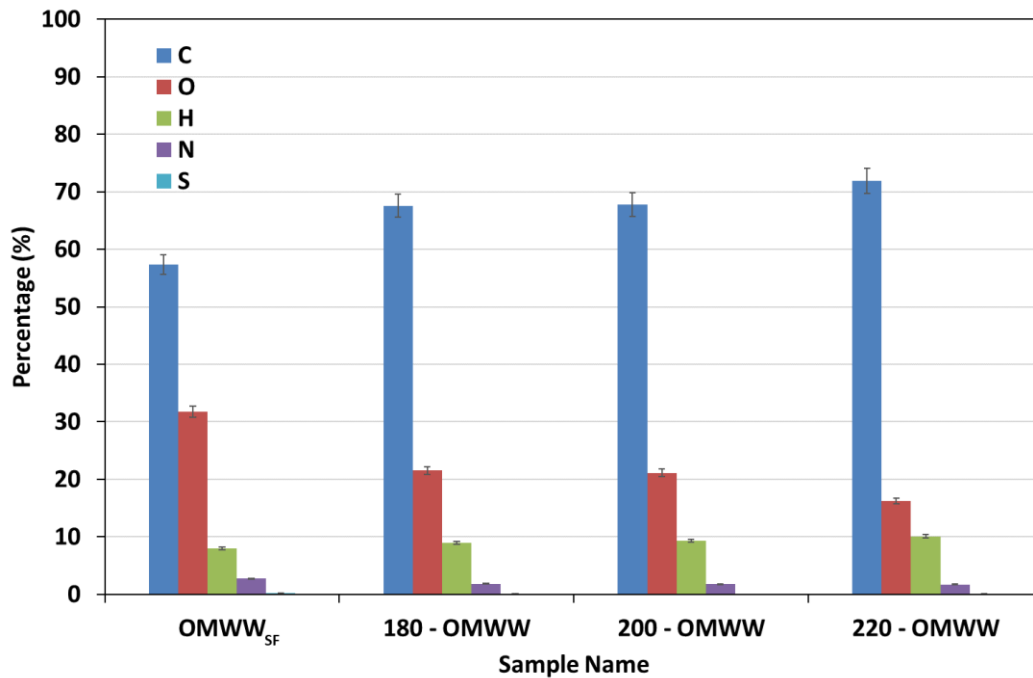


1

2 **Figure 3:** Proximate analysis (wt. %) of the OMWW solid fraction (OMWW_{SF}) and the
 3 derived hydrochars produced from raw OMWW at 180°C, 200°C and 220°C

4 The CHONS composition of the OMWW_{SF} and the derived hydrochars at different
 5 temperatures is presented in Figure 4. It appears that hydrochars elemental composition was
 6 very dependent on the HTC temperature. For instance, the OMWW_{SF} carbon content has
 7 increased from an initial 57.3% to 67.6%, 67.8% and 71.9% after HTC at 180°C, 200°C and
 8 220°C, respectively. This finding could be imputed to a possible combination of dehydration
 9 and decarboxylation reactions that are evidenced by the significant increase of hydrogen
 10 contents (Figure 4). This increase could be attributed to the re-condensation of volatile matter
 11 and organic contents present in OMWW into a more stable carbon. On the other hand, the
 12 oxygen, nitrogen and sulfur percentages in the produced hydrochars decreased when increasing
 13 temperatures. On the other hand, the notable decrease in the atomic ratios O/C (60% between
 14 OMWW and 220 – OMWW) along with relatively constant H/C ratios, suggests that: i) the
 15 degradation of the OMWW is mainly favored with a decarboxylation reaction where oxygen

1 was released in form of CO₂ gas, ii) the hydrogenic compounds were less affected by the HTC
 2 temperature variations (Saqib et al., 2018). These results were found to be in concordance with
 3 study conducted by Volpe *et al.* (2018) where carbon and hydrogen contents increased from
 4 54.3% to 64.2% and from 6.2% to 6.6% while oxygen percentage decreased from 36.5% to
 5 25.3% for OMWW_{SF} and derived hydrochar produced at 220°C, respectively.



6

7 **Figure 4:** Elemental composition (wt. %) of the OMWW solid fraction (OMWW_{SF}) and the
 8 derived hydrochars produced from raw OMWW at 180°C, 200°C and 220°C


9 3.2.2. Energy content

10 The dried OMWW_{SF} is characterized with a significant HHV (26.81 MJ/kg; LHV: 25.01
 11 MJ/kg) that is higher than the one observed for coal (22 MJ/kg (Saqib et al., 2018)) and similar
 12 to lignite (24 MJ/kg) (Seyedsadr et al., 2018). For all produced hydrochars, the HHV increased
 13 from 31.53 MJ/kg to 35.70 MJ/kg with the increase of the used HTC temperature from 180 to
 14 220°C (Figure S2). Similar findings were observed for feedstocks classified between high-
 15 volatile bituminous and low-rank coals which emphasizes on their possible use in energetic

1 applications (Ul Saqib et al., 2019). This outcome is related to the decrease in the O/C ratio due
2 to the deoxygenation process during the dehydration reaction (Figure S2). On the other hand,
3 the increase in the carbonization temperature engenders an increase in the degradation rate of
4 the cellulose and hemicellulose into higher concentrations of intermediate by-products such as
5 soluble aldehydes, aldols and fatty acids as well as volatile matters including alkanes (Atallah
6 et al., 2019). These by-products, eventually incorporated in the generated solids, are usually
7 characterized with higher calorific properties than cellulose and hemicellulose, which enhances
8 the overall HHV of the hydrochars (Krysanova et al., 2019).

9 **3.2.3. Morphological and structural properties of hydrochars**

10 The SEM images of the OMWW_{SF} in comparison with hydrochars show that the former
11 solid matrix presents an heterogeneous surface with small embedded and deformed particles
12 and the absence of any lignocellulosic developed porous structure as could be seen in wood
13 morphology (Figure 5). After the HTC process, a significant change in the hydrochars structure
14 could be noted. In fact, all these samples exhibited an irregular morphology consisting of
15 microsphere aggregates with various diameters (Figure 5). Similar results were reported by
16 Sevilla and Fuertes (2009) when studying the cellulose hydrothermal carbonization at different
17 temperatures. Under high inner pressure and temperatures, cellulose and hemicellulose endure
18 a condensation in the carbon content accompanied with a shifting in the crystalline arrangement,
19 which leads to the formation of these carbon micro-spheres. According to Li *et al.* (2011), these
20 spheres consist of small groups of fused benzene rings that form hydrophobic stable core with
21 oxygen in the ring such as ether and pyrone molecules, while the shell presented reactive
22 oxygen hydrophilic functionalities.



1

2 **Figure 5:** SEM images of the OMWW solid fraction (OMWW_{SF}) (a) and the produced
 3 hydrochars: at 180°C (b); 200°C (c) and 220°C (d).

4 On the other hand, the EDX analysis of the OMWW_{SF} revealed a highly uniform
 5 dispersion of carbon and oxygen (Figure S3). Moreover, the EDX cartographies showed a
 6 notable presence of potassium along with a homogeneous partition of minerals namely, sodium,
 7 magnesium, sulfur and chlorine (Figure S3.a – d, Table S2). After HTC, the oxygen partition
 8 decreased noticeably with increasing temperature (Table S2). Although the minerals presented
 9 a rather uniform dispersion in the samples, their contents followed the same trend with the
 10 disappearance of sodium and calcium at 200°C and 220°C (Figure S3.c). It is worth highlighting
 11 that for the sample 180 – OMWW, a certain singularity was remarked where a conglomeration-
 12 like spot is mainly composed of oxygen and calcium, revealing their possible crystallization in
 13 the form of calcite.

1 In order to understand the effect of the HTC temperature on the hydrochars structural
2 properties, XRD patterns of raw and carbonized solid materials were carried out (Figure S4).
3 The related diffractograms emphasize on the heterogeneous hydrochars aspect including both
4 crystalline (mainly inorganic impurities) and amorphous-like organic molecules (cellulose,
5 lignin and extractives) structural patterns. Firstly, a characteristic wide peak at 21° was detected
6 for the OMWW_{SF} representing the amorphous cellulose phase (Guo et al., 2015). This peak was
7 also detected for the hydrochars produced at different temperatures suggesting that no specific
8 structural rearrangement of cellulose was established during the hydrothermal carbonization.
9 The XRD showed also sharp peaks attributed to the quartz (SiO_2 ; COD 4115457), calcium
10 oxalate (CaC_2O_4 ; COD 9000827), calcite (CaCO_3 ; COD 1010928; COD 1010962) and
11 potassium chloride (KCl; COD 1000050) structures (Khiari et al., 2019). It could be noted that
12 potassium was present in the form of KCl crystalline structure in feedstock then became more
13 abundant after hydrothermal carbonization, especially at 200°C . It is also remarkable that peaks
14 at 32.2° and 36.2° indicating the presence of CaCO_3 in the OMWW_{SF} were identified after
15 hydrothermal carbonization as calcium oxalate and calcium phosphate (CaC_2O_4 ; $\text{Ca}_3(\text{PO}_4)_2$;
16 COD 2106194; COD 1517238) crystallographic structures (Figure S4). This transformation
17 could be attributed to a decomposition reaction of calcium carbonate in the presence of acids in
18 the liquid phase, leading to the precipitation of calcium oxalate and calcium phosphate and the
19 liberation of H_2O molecules. Although the mineral quantification (Section 3.2.4) suggests the
20 decrease in phosphorus and potassium (Table 1, Table S2), it is possible that the increase in
21 carbonization temperature contributed to the fixation of P and K in a more stable form,
22 especially in the presence of calcium and chloride ions (Cui et al., 2020).

23 **3.2.4. Mineral composition of hydrochars**

24 The nutrient elements contents represent a very interesting feature of hydrochars to
25 determine their possible applicability in the agricultural field. Table 1 show that the OMWW_{SF}

1 is characterized with an important concentration of minerals, with a total soluble NPK content
2 of 63.6 g/Kg. With increasing the used HTC temperature, this amount decreased significantly
3 by about 57%, 82% and 87% for treatment operated at 180°C, 200°C and 220°C, respectively
4 (Table 1). This finding is in opposition to what was reported in literature. In fact, an increasing
5 in the HTC temperature of lignocellulosic material in distilled water and collected sewage
6 sludge favored the immobilization of the nutrients inside the final hydrochar during the
7 recombination reaction (Chen et al., 2017; Ovsyannikova et al., 2019). The recorded decrease
8 in present study could be related to the nature of the specific liquid media and its composition
9 (OMWW). In fact, liquid media severity could significantly enhance the acidification of the
10 hydrochars and thereby the minerals release from the solid fraction to the liquid one (Huang et
11 al., 2019). Moreover, it is remarked that the percentage of the total soluble N has decreased by
12 increasing carbonization temperature from 17600 mg/kg to 6430 mg/kg (Table 1). Despite the
13 decreasing trend, the content in nitrogen is considered to be high compared to other minerals.
14 Moreover, compared to slow pyrolysis, the nitrogen is advantageously incorporated to a certain
15 extent in the hydrochars (Haddad et al. 2017). It is possible that during carbonization, amino
16 compounds and cellulose degradation by-products endured a Maillard reaction, characterized
17 with the polymerization of aldehydes and aldols with amino compounds to obtain polymers
18 with high nitrogenous content (Chen et al., 2017; Wang et al., 2018).

19

20

21

22

23

1 **Table 1:** Mineral composition (wt. %) of the OMWW solid fraction (OMWW_{SF}) the and the
 2 produced hydrochars from the HTC of raw OMWW at 180°C, 200°C and 220°C.

	Potassium (mg/kg)	Sodium (mg/kg)	Calcium (mg/kg)	Magnesium (mg/kg)	Phosphorus (mg/kg)	Total Nitrogen (mg/kg)	Ammoniacal Nitrogen (NH ₄ -N; mg/kg)
OMWW _{SF}	44000	3700	1421	1744	2034	17600	14.2
180 - OMWW	20000	1840	62.2	503	618	6760	4.71
200 - OMWW	3350	256	3.50	23.9	66.7	8220	0.00
220 - OMWW	2000	172	6.60	8.7	34.8	6430	0.00

3

4 **3.3. Mineral and organic composition of liquid fractions**

5 **3.3.1. Mineral composition**

6 To establish a global overview about the fate of minerals, the content of five minerals,
 7 namely potassium, sodium, calcium, magnesium and phosphorus in the residual liquid fraction
 8 was measured after HTC process and results were depicted in the Table S3.

9 It appears that the raw OMWW liquid fraction possesses relatively high concentrations of
 10 alkaline earth and alkali metals, especially potassium where its concentration was higher than
 11 5.1 g/L. After the HTC, it could be clearly remarked that the minerals, even presenting similar

1 valence, could behave differently at increasing temperature. For example, the potassium
2 contents in the liquid fraction is almost constant after treatments at 180°C, 200°C and 220°C,
3 respectively. In this context, Xiong *et al.* (2019) studied the hydrothermal carbonization of
4 swine manure at different temperatures. They report, a rather constant content of soluble
5 potassium concentrations, varying between 1462.2 mg/L and 1405.2 mg/L for carbonization at
6 200°C and 280°C, respectively. On the other hand, sodium content in the OMWW liquid
7 fraction decreased by about 15%, 48% and 19% after its HTC at temperatures of 180, 200 and
8 220°C, respectively. It has been reported that potassium and sodium concentrations are usually
9 characterized with similar tendency during hydrothermal carbonization as they have a high
10 affinity to liquid fraction (Wang et al., 2019). Nevertheless, the results do not show any
11 remarkable increase in the liquid concentration of these two alkali ions (Table 1 and Table S3).
12 Calcium and magnesium content in liquid fraction followed the same trend during HTC (Table
13 S3). In fact, both contents of Ca²⁺ and Mg²⁺ ions remained approximately constants in the range
14 of 42.9-44.0 mg/L and 124.5-131.1 mg/L, respectively.

15 However, phosphorus content in the liquid fraction, presented a significant decrease with
16 increasing carbonization process. The concentration in liquid fraction went from 1.66 mg/L to
17 0.37 mg/L for OMWW and 220 – OMWW, respectively. The increase in media severity is
18 function of carbonization time and temperature. The intense modifications endured by water
19 under subcritical conditions during HTC engenders its auto-ionization and the formation of
20 acidic hydronium ions (Wang et al., 2019). At low pH values, these ions cause the hydrolysis
21 of cellulose and hemicellulose matrices and thereby the liberation of inorganics in the liquid
22 fraction. Subsequently, a possible diffusion of positively charged ions/molecules into
23 hydrochars solid matrix could trigger a cation exchange reaction with soluble phosphorus, then
24 in lower degree, Na⁺, K⁺, Ca²⁺ and Mg²⁺ ions, respectively, into more soluble crystalline

1 structures. These results are in agreement with the proximate analysis where carbonization at
2 higher temperatures and at low pH medias is favorable for the ash leaching (Figure 3).

3 **3.3.2. Organic composition**

4 GC-MS analysis allowed the identification of a large number of compounds present in the
5 raw and carbonized OMWW fractions. Table S4 shows the main detected compounds, their
6 assignments and retention times. Notably, liquid fractions were characterized with high
7 contents in some sugar alcohol derivatives like glycerol, sorbitol and myoinositol, different acid
8 compounds (succinic acid, quinic acid and pyroglutamic acid, the latter being an amino acid
9 derivative) as well as two compounds found in abundance in olive, namely tyrosol and
10 hydroxytyrosol.

11 It has been remarked that HTC impacted identically on certain family of compounds. A
12 prominent increase of some amino acids was noted in particular between 180°C and 200°C,
13 such as glycine, alanine, valine, isoleucine, leucine and proline. All these amino acids possess
14 a neutral and hydrophobic side chains with the exception of pyroglutamic acid. The opposite
15 behavior was noted for sugars and sugar derivatives, with a decrease or even the disappearance
16 of monosaccharides, disaccharides and monosaccharide acids (Table S4). On the other hand,
17 monosaccharides alcohol was not affected by HTC with the exception of glycerol and sorbitol
18 concentrations which increased after carbonization process. Finally, a reduction of free fatty
19 acids like palmitic and stearic acids is noted.

20 Despite the major differences concerning the derivatization procedure and the sampling
21 methodology during GC-MS analysis, considerable resemblances could be reported in some
22 related references. For instance, in the study conducted by Poerschmann *et al.* (2013a) on the
23 OMWW hydrothermal carbonization, the use of different temperature gradients (from 40°C to
24 260°C or 310°C depending on the column type), allowed the detection of low boiling point

1 compounds in particular formic and acetic acids, methanol and ethanol. Authors also reported
2 the presence of glucitol and inositols at important concentrations along with the annotation of
3 two dipyrrolo-pyrazine molecules obtained by a cyclization of amino acids (Poerschmann et
4 al., 2013a). In this study, the applied gradient of temperature ranged between 110°C to 350°C
5 allowed the identification of few mono- and disaccharides (Table S4). Nevertheless, various
6 numbers of similar abundant molecules were detected such as tyrosol and hydroxytyrosol,
7 malonic and succinic acids and glycerol (Poerschmann et al., 2013a).

8 Moreover, concerning sugar derivatives, sorbitol is the most abundant sugar alcohol with
9 another C6-sugar alcohol, galactitol, and three inositol isomers including two well-identified,
10 scyllo-inositol and myo-inositol were found (Table S4). Finally, two dipyrrolo-pyrazine
11 molecules obtained by a cyclization of amino acids were annotated in the literature
12 (Poerschmann et al., 2013a). This type of products, namely 2,7-dihydroxyoctahydro-5h,10h-
13 dipyrrolo[1,2-a:1',2'-d]pyrazine-5,10-dione were obtained in this work. These type of
14 molecules were obtained by intermolecular condensation of two amino acids by dehydration
15 during pyrolysis (Chiavari and Galletti, 1992; Ratcliff et al., 1974). Similar results were also
16 stated in the investigation of Poerschmann *et al.* (2013b) dealing with the hydrothermal
17 carbonization of OMWW at different temperatures. Reported findings suggested a global
18 increase in the quantity of sugar alcohol and equivalent concentration for tyrosol and
19 hydroxytyrosol with a decrease in the free fatty acids' concentrations (palmitic and stearic
20 acids).

21 For all applied temperatures during HTC, the organic profile of T-OMWW liquid samples
22 are very similar. Some compounds, however, were clearly impacted such as penta-1,2,5-triol
23 and 2-methylsuccinic acid whose contents increased with increasing the HTC temperatures. On
24 the other hand, the content in other compounds were found to decrease at high temperature. In
25 fact, the contents of all natural amino-acids decreased significantly at higher HTC temperature

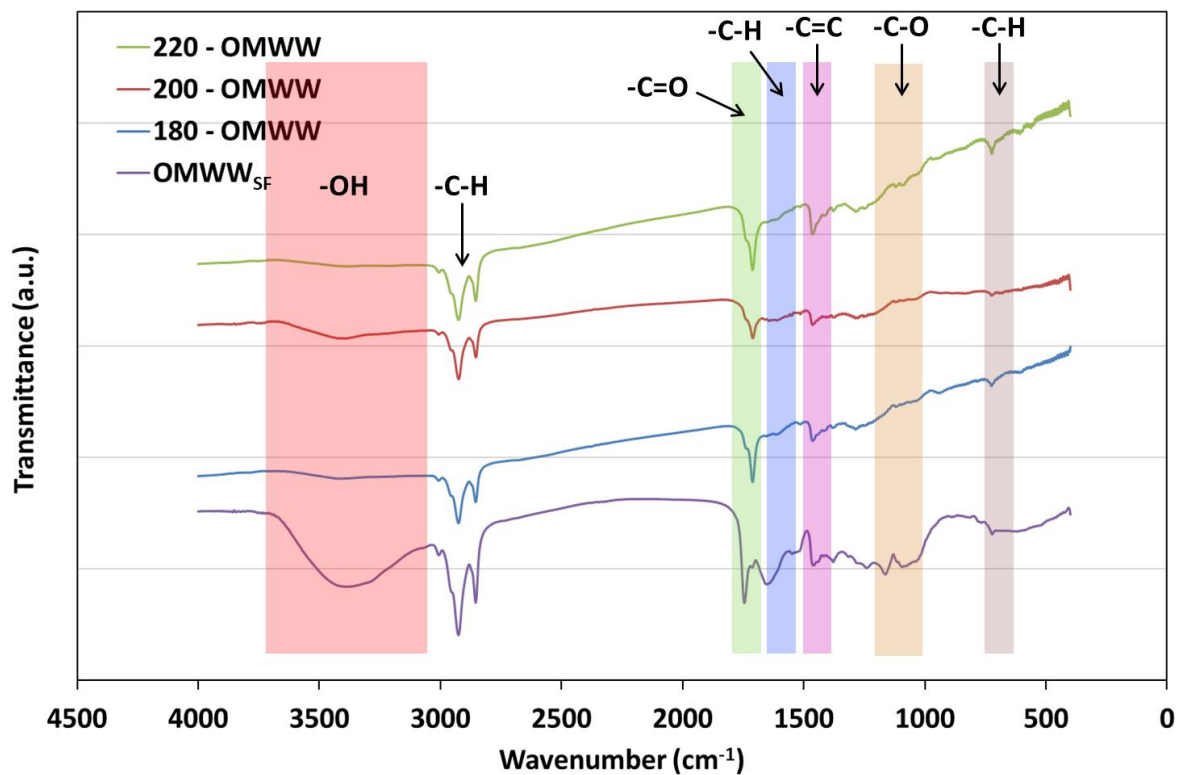
1 as well as the free fatty acids (palmitic and stearic), certain organic acids (like malic, maleic,
2 methylmaleic, 3-hydroxy-3-methylglutaric, 2-furoic and itaconic acid) and few monosaccharide
3 alcohol (such as arabitol, threitol) and the C5-sugar (Table S4).

4 It is interesting to note that few molecules with agronomic interest could be identified
5 among the abundant compounds present in different T-OMWW samples (Figure S5, 180-
6 OMWW). For instance, sugar alcohols like sorbitol, galactitol, myo-inositol and glycerol are
7 particularly known for their role in mitigating biotic and abiotic stress factors threatening crop
8 development as well as their common use as osmoprotectants (Kanayama, 2009; R.K. Sairam
9 et al., 2006). Theerakulpisut and Gunnula showed also that an exogenous supply of sorbitol
10 seems to have a protective role in case of an osmotic stress for salt-sensitive plants
11 (Theerakulpisut and Gunnula, 2012). Furthermore, glycerol was found to stimulate the growth
12 of various crops and regulate plant disease resistance against bacterial pathogens (Qian et al.,
13 2015; Tisserat and Stuff, 2011). Myo-inositol, on the other hand, has the ability to prevent
14 against the negative effects of drought or salinity stresses such as Reactive Oxygen Species
15 accumulation (Hu et al., 2018; Yildizli et al., 2018). Concerning amino and pyroglutamic acids
16 they present the capacity to counteract an osmotic imbalance and reduce the impact of water
17 deficit by increasing crop yield (Jiménez-Arias et al., 2019).

18 **3.4. Surface chemistry of hydrochars**

19 The impact of the hydrothermal carbonization of OMWW on the hydrochars surface
20 properties was assessed by three complementary techniques, namely surface functional groups
21 identification and quantification by IR spectroscopy, Boehm titration method and pH at neutral
22 surface charge (pH_{ZPC}) (Figures 6 and 7). The infrared spectra of hydrochars issued from
23 OMWW carbonization are presented in Figure 6. The FTIR analysis presented a large number

- 1 of peaks that emphasized on the heterogeneous structure of the hydrochar's surface, with the
- 2 presence of several functional groups.



3

4 **Figure 6:** FTIR specters for the raw OMWW solid fraction (OMWW_{SF}) and the derived

5 hydrochars produced from raw OMWW at 180°C, 200°C and 220°C

6 The broad peak detected between 4000 cm⁻¹ and 3300 cm⁻¹ corresponds to O-H groups

7 related to the stretching of hydroxyl and carboxyl functional groups. This peak constantly

8 decreased in intensity and wavenumber while increasing carbonization temperature. This could

9 be attributed to the increase in carbon content in the hydrochar associated with a decrease in

10 the oxygen percentages driven mainly by a decarboxylation/polymerization reactions (Méndez

11 et al., 2019). At 1700 cm⁻¹, we noticed a shifting in peak related to -C=O functional groups

12 with about -35 cm⁻¹, between OMWW and 180 - OMWW. Afterwards, the peak remained

13 constant when further increasing the temperature. This observation could be attributed to the

14 involvement of carbonyl, ester and carboxylic groups of the lignin structure during

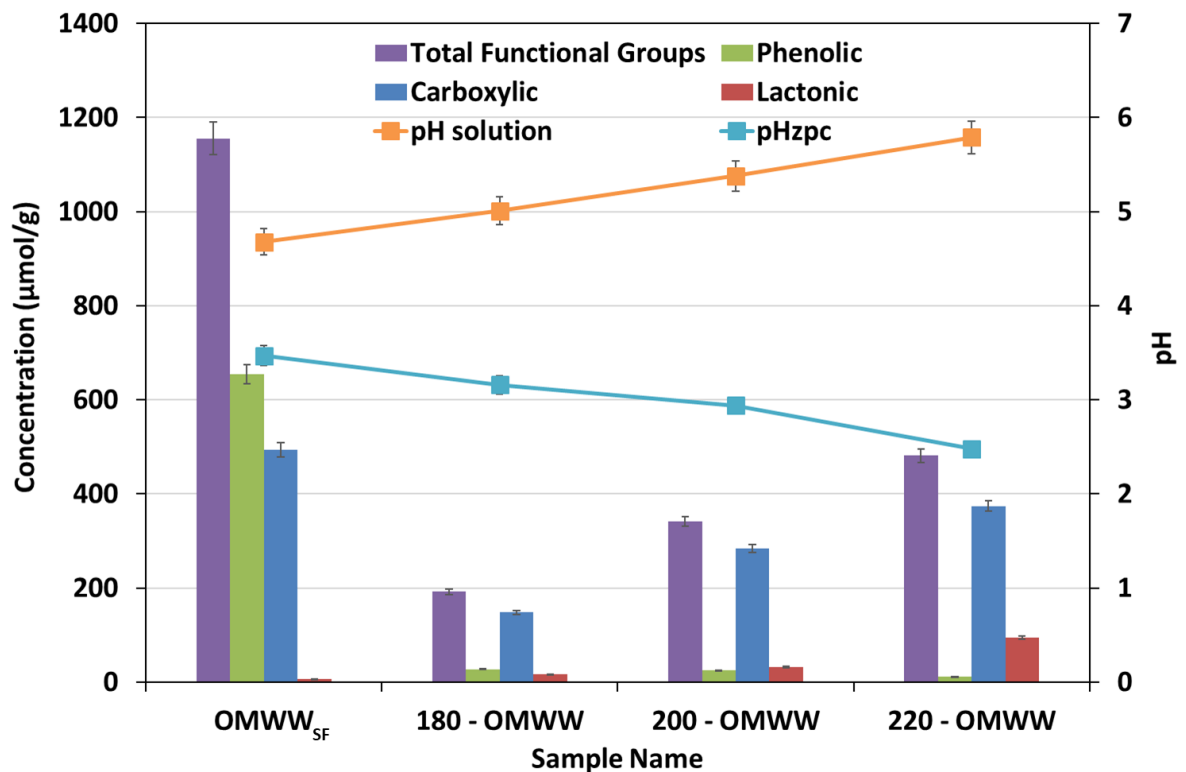
1 carbonization reaction (Guo et al., 2015). On the other hand, two peaks detected for the OMWW
2 specter at 1624 cm^{-1} and 1598 cm^{-1} related to C=C groups have almost disappeared for all the
3 hydrochars samples. This behavior suggests the absence of any detectable stretches of the lignin
4 aromatic skeletal structure even at low carbonization temperatures, which is in concordance
5 with the previous TGA results (Figure 2). This is further confirmed by the peak of the C–O
6 bonds detected between 1114 cm^{-1} and 1045 cm^{-1} only for OMWW corresponding to the
7 vibrations in lignin structure, which disappeared after carbonization (Figure 6). On the other
8 hand, peaks detected at 2922 cm^{-1} and 721 cm^{-1} related to the aliphatic C-H stretches and
9 aromatic –C-H bands, respectively, remained fairly unmodified.

10 These results were further confirmed when quantifying the surface functional groups
11 through Boehm titration (Figure 7). The identification of three different acidic functional groups
12 namely phenolic, carboxylic and lactonic was achieved. The OMWW solid fraction is
13 characterized by an important content of total functional groups ($1155\text{ }\mu\text{mol/g}$), with a high
14 content in carboxylic and phenolic functional groups (494.21 and $654.59\text{ }\mu\text{mol/g}$, respectively)
15 and low concentration of lactonic groups ($6.40\text{ }\mu\text{mol/g}$) (Figure 7). After HTC at 180°C , the
16 carboxylic and phenolic groups decreased to only $27.48\text{ }\mu\text{mol/g}$ and $148.22\text{ }\mu\text{mol/g}$. As
17 treatment temperatures increases, a quasi-disappearance of phenolic groups was noted at 220°C
18 with an estimated concentration of $12.16\text{ }\mu\text{mol/g}$. On the other hand, with the increase of the
19 HTC temperature, a gradual increase in the carboxylic and lactonic groups' concentrations was
20 remarked until reaching 374.5 and $94.5\text{ }\mu\text{mol/g}$, respectively, for the sample 220 – OMWW
21 (Figure 7). This observation could be attributed to the media status during the hydrothermal
22 carbonization. At relatively lower temperatures, it seems that heat diffusion rate was more
23 important, which enhanced the dehydration reaction and the release of hydrogen from
24 carboxylic ($-\text{COO}^- + \text{H}^+$) and phenolic ($\text{R}-\text{CO}^- + \text{H}^+$) groups in the form of H_2O . This is in in
25 line with the found atomic H/C ratios showing the lowest value at 180°C (Table 1). On another

1 hand, the increase in lactonic groups could be attributed to the involvement of these groups in
2 the formation of the spherical carbon nanoparticles. Nevertheless, this difference in trends
3 between functional groups was explained by the fact that auxiliary and antagonist reactions are
4 susceptible to undergo during the hydrothermal carbonization of OMWW (Saha et al., 2019).

5 Regarding the final pH of the residual liquid phases, as well as the pH_{ZPC} of the
6 generated hydrochars, it appears that OMWW presents an acid aspect with a pH value of 4.68
7 which lays in the range of pH reported in previous papers (Galiatsatou et al., 2002;
8 Poerschmann et al., 2013b). The general trend after carbonization suggests a slight increase of
9 the final pH, from 5.01 to 5.79. It has been reported that OMWW contains high concentrations
10 of polyphenolic compounds and fatty acids that could intervene in the carbonization mechanism
11 (Poerschmann et al., 2013a). These compounds are susceptible to react with OH^- functional
12 groups present on the OMWW's solid fraction either by neutralizing them or by reducing them
13 towards the liquid phase (Saha et al., 2019). Another possible mechanism could be related to
14 the important synthesis of ammonia alkaline groups by the successive degradation of amino
15 acids (Wang et al., 2019). These findings were further confirmed when analyzing the pH_{ZPC}
16 values of the biomasses and the produced hydrochars (Figure 7). In fact, while increasing
17 carbonization temperature from 180°C to 220°C, pH_{ZPC} decreased from 3.16 to 2.48. This could
18 be explained by the fact that the carbonization mechanism tends toward the isomerization of
19 glucose molecules of the cellulose and hemicellulose matrices for the production of long
20 chained organic acids such as lactic, formic and levulinic acids (Li et al., 2015). The
21 rearrangement of these chains is intensified when using the OMWW as acidic carbonization
22 media which led to hydrochars with lower surface pH. It could be interesting therefore to
23 investigate the potential application of such hydrochars chars issued from the HTC of OMWW
24 for the amendment of alkaline and sub-alkaline soils for the cultivation of nitrogen

1 fixing/tolerant crops such as fenugreek and soybeans (Baghbani-Arani et al., 2017; Landriscini
2 et al., 2019).



3
4 **Figure 7:** Acidic functional groups concentration ($\mu\text{mol/g}$), final solution pH and surface pH
5 at zero-point charge (pH_{ZPC}) of the raw OMWW solid fraction (OMWW_{SF}) and the produced
6 hydrochars from the HTC of OMWW at 180°C , 200°C , and 220°C

7 4. Discussions

8 4.1. Mechanism of the OMWW Hydrothermal Carbonization

9 The HTC was found to be very useful to directly convert the OMWW into hydrochars
10 without using supplementary clean water source. Such treatment performed at different
11 carbonizations temperatures had important impacts on the derived hydrochar properties. The
12 morphology, the surface chemistry and the structure have been modified. HTC of biomasses
13 leads to the formation of a primary char, i.e. hydrochar in addition to media by-products namely
14 bio-oil and a carbonization gas. At extended carbonization periods with high inner pressure and

1 temperatures, the early stage degradation by-products contribute to the increase of the liquid
2 media severity. In such favorable conditions, it has been reported that the solubilized molecules,
3 especially alcohols, mono- and polyphenols undergo a polymerization reaction, characterized
4 with a reduction in the total organic carbon (TOC) content present in the final process water,
5 the production of syngas (light hydrocarbons, hydrogen and carbon oxides) and along with
6 significant amount of tarry condensate (Gai et al., 2016; García-Jarana et al., 2014). In a recent
7 study, Duman *et al.* (2018), studied the carbonization of food waste for the production of syngas
8 (H_2 and CH_4). They pointed out that the addition of alkali catalyst, i.e., K_2CO_3 , increased in the
9 subcritical water basicity which enhanced the formation of low molecular weight compounds.
10 Consequently, the increase in intermediate organics concentration enhanced hydrogen and
11 methane yields as well as the formation of tar as a non-desirable by-product.

12 Another mechanism worth highlighting is the obtention of spherical particles as result of
13 the condensation of aromatic skeletal into simpler and more stable sugars, namely cellulose
14 then glucose. According to LaMer reaction (Lamer and Dinegar, 1950), it is possible that the
15 subcritical conditions occurring during the HTC led to the aggregation of the soluble polymers
16 and their degradation by-products on the solid's surface followed by their rearrangement in the
17 form of carbon nanospheres. Although the materials contain carbon as major component (up to
18 71.9% for 220 – OMWW) they are characterized also by high amounts of inorganics and
19 heteroatoms (N, P and K). The inorganics (Ca^{2+} , Cl^- ...) are crystalline in nature as shown by
20 XRD. Such compounds were found to diminish after the HTC as emphasized by solid extraction
21 and EDX techniques, which could be associated to a leaching reaction in the liquid media.
22 Although this can be seen as an inconvenient for the solid hydrochar, such by-product liquid
23 which is acidic can be used as fertilizer for alkaline soils. On the other hands, the reactions
24 (polymerizations, decarboxylations...) occurring during the HTC may also be responsible for
25 such behavior. Finally, the energetic properties were found to be interesting as they raise the

1 recovered hydrochar's HHV from a sub-bituminous to low-rank coal. This finding was
2 demonstrated by the correlation between the decrease in the O/C ratio and the increase of the
3 HHV of the hydrochars. This opens the door for the possible use of these materials in energetic
4 applications and the reduction of the oxygen content by controlling the carbonization
5 atmosphere.

6 **4.2. Properties and Potential Applications**

7 Hydrochars resulting from the HTC of OMWW present a very low content in alkaline and
8 alkaline earth metals (AAEMs) (K^+ , Na^+ , Ca^{2+} and Mg^{2+}) and a high content in pnictogens
9 (Total P and N). After HTC, the content in nitrogen remained relatively high. The concentration
10 of these minerals in the final solid could determine the proper use of hydrochars in the suitable
11 economical field. In fact, the increase in the HHV of the produced hydrochars is not only in
12 correlation with the decreasing O/C atomic ratio (Figure S2), but is also function of the reduced
13 content in minerals. Multiple studies used hydrothermal carbonization as a solution for the
14 removal of minerals from hydrochars at modified low pH media prior a thermal carbonization
15 (over 900°C) in the aim of producing a clean solid fuel (Huang et al., 2019; Zhao et al., 2020).
16 To overcome this decrease, controlled impregnation of the lacking minerals after hydrothermal
17 carbonization could be envisaged.

18 As mentioned, the HTC of OMWW resulted in hydrochars with important final content in
19 nitrogen. Such outcome is not possible when employing conventional thermal treatment
20 methods such as slow pyrolysis. In fact, biochars issued from pyrolysis are characterized with
21 an alkaline pH, high content in carbon and very low concentrations in nitrogen (Ibn Ferjani et
22 al., 2019). Therefore, a complementary method that consists of soil amendment by mixtures of
23 hydrochars/biochars could be envisaged for an optimal carbon sequestration and to ensure the
24 bioavailability of N, P and K elements.

1 On the other hand, a special attention is highly recommended for the valorization of the
2 liquid fraction issued from the HTC. Indeed, it is rich in acids, sugar derivatives and nutrients
3 that could be very beneficial for plants growth. This liquid phase could be appropriately treated
4 by various hybrid technologies in order to be in conformity with the fixed norms for
5 wastewaters reuse in agriculture (Benavente et al., 2017). Improvements of this liquid phase
6 quality should mainly concern its aqueous pH, electrical conductivity or salinity and chemical
7 oxygen demand (or organic matter content). On the other hand, the contained nutrients could
8 be extracted through their enhanced precipitation as struvite for a further subsequent use in
9 agriculture as slow release biofertilizer (Chu et al., 2020).

10 **5. Conclusions**

11 Hydrothermal carbonization was successfully applied for the OMWW conversion into a
12 carbon-rich material. The hydrochar production yield was found to decrease with increasing
13 temperature and understood mainly by the degradation of the lignocellulosic matrix.
14 Accordingly, the increase in temperature resulted in a three folds enhancement of the fixed
15 carbon content, which was accompanied by a decrease in the ash and volatile matter
16 percentages. These results were further confirmed by ultimate analysis, emphasizing on the
17 condensation of carbon content and the reduction of volatile matter and ash percentages. The
18 reduction in the O/C atomic ratio and the decrease in the inorganics' presence allowed the
19 synthesis of hydrochars with promising energy contents up to HHV of 35.70 MJ/kg for 220 –
20 OMWW. Moreover, the heat intake modified severely the surface morphology of the
21 hydrochars, with the appearance of carbon microspheres related to the degradation of
22 lignocellulosic matrix and the recombination of the resulting by-product into hydrophilic
23 aromatic structures. Such morphological aspect could be of significant importance to increase
24 diffusion in case of application in the energetic field and agriculture considering their well
25 shaped form. The liquid fraction composition was quantified and presented high concentrations

1 in acids, phenols and sugar derivatives which varies with temperature. These by-products are
2 commonly used to protect crops from stressful environments as efficient regulators for osmose
3 phenomenon in case of water drought and soils with high salinity.

4 **Acknowledgments**

5 This work was funded by FERTICCHAR project - European Union's Seventh Framework
6 Program for research, technological development and demonstration under grant agreement no.
7 618127. The authors gratefully acknowledge the funding agencies for their support. The authors
8 also wish to thank all the personnel operating the technical platforms of the IS2M for their
9 scientific contributions and their help for the careful running of the experiments and analyzes.

10 **References**

- 11 Aktas, E.S., Imre, S., Ersoy, L., 2001. Characterization and lime treatment of olive mill
12 wastewater. *Water Res.* [https://doi.org/10.1016/S0043-1354\(00\)00490-5](https://doi.org/10.1016/S0043-1354(00)00490-5)
- 13 Allan Moore, W., Kroner, R.C., Ruchhoft, C.C., 1949. Dichromate Reflux Method for
14 Determination of Oxygen Consumed. *Anal. Chem.* <https://doi.org/10.1021/ac60032a020>
- 15 Atallah, E., Kwapinski, W., Ahmad, M.N., Leahy, J.J., Al-Muhtaseb, A.H., Zeaiter, J., 2019.
16 Hydrothermal carbonization of olive mill wastewater: Liquid phase product analysis. *J.*
17 *Environ. Chem. Eng.* <https://doi.org/10.1016/j.jece.2018.102833>
- 18 Azzaz, A.A., Jellali, S., Assadi, A.A., Bousselmi, L., 2015. Chemical treatment of orange tree
19 sawdust for a cationic dye enhancement removal from aqueous solutions: kinetic,
20 equilibrium and thermodynamic studies. *Desalin. Water Treat.* 3994, 1–13.
21 <https://doi.org/10.1080/19443994.2015.1103313>
- 22 Azzaz, A.A., Khiari, B., Jellali, S., Matei Ghimbeu, C., Jeguirim, M., 2020. Hydrochars

1 production, characterization and application for wastewater treatment: A review. *Renew.*
2 *Sustain. Energy Rev. Under Pres.* <https://doi.org/10.1016/j.rser.2020.109882>

3 Baghbani-Arani, A., Modarres-Sanavy, S.A.M., Mashhadi-Akbar-Boojar, M., Mokhtassi-
4 Bidgoli, A., 2017. Towards improving the agronomic performance, chlorophyll
5 fluorescence parameters and pigments in fenugreek using zeolite and vermicompost under
6 deficit water stress. *Ind. Crops Prod.* <https://doi.org/10.1016/j.indcrop.2017.08.049>

7 Bargmann, I., Rillig, M.C., Buss, W., Kruse, A., Kuecke, M., 2013. Hydrochar and biochar
8 effects on germination of spring barley. *J. Agron. Crop Sci.*
9 <https://doi.org/10.1111/jac.12024>

10 Bargmann, I., Rillig, M.C., Kruse, A., Greef, J.M., Kücke, M., 2014. Effects of hydrochar
11 application on the dynamics of soluble nitrogen in soils and on plant availability. *J. Plant*
12 *Nutr. Soil Sci.* <https://doi.org/10.1002/jpln.201300069>

13 Benavente, V., Fullana, A., Berge, N.D., 2017. Life cycle analysis of hydrothermal
14 carbonization of olive mill waste: Comparison with current management approaches. *J.*
15 *Clean. Prod.* <https://doi.org/10.1016/j.jclepro.2016.11.013>

16 Boehm, H.P., 2002. Surface oxides on carbon and their analysis: A critical assessment. *Carbon*
17 *N. Y.* 40, 145–149. [https://doi.org/10.1016/S0008-6223\(01\)00165-8](https://doi.org/10.1016/S0008-6223(01)00165-8)

18 Chatzisymeon, E., Foteinis, S., Mantzavinos, D., Tsoutsos, T., 2013. Life cycle assessment of
19 advanced oxidation processes for olive mill wastewater treatment. *J. Clean. Prod.*
20 <https://doi.org/10.1016/j.jclepro.2013.05.013>

21 Chen, X., Lin, Q., He, R., Zhao, X., Li, G., 2017. Hydrochar production from watermelon peel
22 by hydrothermal carbonization. *Bioresour. Technol.*
23 <https://doi.org/10.1016/j.biortech.2017.04.012>

1 Chiavari, G., Galletti, G.C., 1992. Pyrolysis-gas chromatography/mass spectrometry of amino
2 acids. *J. Anal. Appl. Pyrolysis* 24, 123–137. [https://doi.org/10.1016/0165-2370\(92\)85024-](https://doi.org/10.1016/0165-2370(92)85024-)
3 F

4 Chouchene, A., Jeguirim, M., Favre-Reguillon, A., Trouvé, G., Le Buzit, G., Khiari, B.,
5 Zagrouba, F., 2012. Energetic valorisation of olive mill wastewater impregnated on low
6 cost absorbent: Sawdust versus olive solid waste. *Energy* 39, 74–81.
7 <https://doi.org/10.1016/j.energy.2011.03.044>

8 Chu, Q., Xue, L., Singh, B.P., Yu, S., Müller, K., Wang, H., Feng, Y., Pan, G., Zheng, X., Yang,
9 L., 2020. Sewage sludge-derived hydrochar that inhibits ammonia volatilization, improves
10 soil nitrogen retention and rice nitrogen utilization. *Chemosphere*.
11 <https://doi.org/10.1016/j.chemosphere.2019.125558>

12 Chung, J.W., Foppen, J.W., Gerner, G., Krebs, R., Lens, P.N.L., 2015. Removal of rotavirus
13 and adenovirus from artificial ground water using hydrochar derived from sewage sludge.
14 *J. Appl. Microbiol.* <https://doi.org/10.1111/jam.12863>

15 Cui, X., Lu, M., Khan, M.B., Lai, C., Yang, X., He, Z., Chen, G., Yan, B., 2020. Hydrothermal
16 carbonization of different wetland biomass wastes: Phosphorus reclamation and hydrochar
17 production. *Waste Manag.* <https://doi.org/10.1016/j.wasman.2019.10.034>

18 Dieguez-Alonso, A., Funke, A., Anca-Couce, A., Rombolà, A.G., Ojeda, G., Bachmann, J.,
19 Behrendt, F., 2018. Towards biochar and hydrochar engineering-influence of process
20 conditions on surface physical and chemical properties, thermal stability, nutrient
21 availability, toxicity and wettability. *Energies*. <https://doi.org/10.3390/en11030496>

22 DIN, 2005. Testing of solid and liquid fuels: determination of gross calorific value by the bomb
23 calorimeter and calculation of net calorific value. Part 3: method using adiabatic jacket

1 51900–3.

2 Donar, Y.O., Çağlar, E., Sinağ, A., 2016. Preparation and characterization of agricultural waste
3 biomass based hydrochars. *Fuel* 183, 366–372. <https://doi.org/10.1016/j.fuel.2016.06.108>

4 Doula, M.K., Kavvadias, V., Elaiopoulos, K., 2013. Proposed soil indicators for olive mill
5 waste (OMW) disposal areas. *Water. Air. Soil Pollut.* [https://doi.org/10.1007/s11270-013-](https://doi.org/10.1007/s11270-013-1621-2)
6 1621-2

7 Duman, G., Akarsu, K., Yilmazer, A., Keskin Gundogdu, T., Azbar, N., Yanik, J., 2018.
8 Sustainable hydrogen production options from food wastes. *Int. J. Hydrogen Energy.*
9 <https://doi.org/10.1016/j.ijhydene.2017.12.146>

10 Fang, J., Gao, B., Zimmerman, A.R., Ro, K.S., Chen, J., 2016. Physically (CO₂) activated
11 hydrochars from hickory and peanut hull: Preparation, characterization, and sorption of
12 methylene blue, lead, copper, and cadmium. *RSC Adv.* 6, 24906–24911.
13 <https://doi.org/10.1039/c6ra01644h>

14 Fezzani, B., Cheikh, R. Ben, 2010. Two-phase anaerobic co-digestion of olive mill wastes in
15 semi-continuous digesters at mesophilic temperature. *Bioresour. Technol.*
16 <https://doi.org/10.1016/j.biortech.2009.09.067>

17 Food and Agriculture Organization, F., 2017. Olive and Olive oil production [WWW
18 Document]. URL <http://www.fao.org/faostat/en/#home>. Mediterranean region/
19 Agricultural type/ Olive & Olive oil

20 Gai, C., Guo, Y., Liu, T., Peng, N., Liu, Z., 2016. Hydrogen-rich gas production by steam
21 gasification of hydrochar derived from sewage sludge. *Int. J. Hydrogen Energy.*
22 <https://doi.org/10.1016/j.ijhydene.2015.12.188>

- 1 Gajić, A., Ramke, H.G., Hendricks, A., Koch, H.J., 2012. Microcosm study on the
2 decomposability of hydrochars in a Cambisol. *Biomass and Bioenergy*.
3 <https://doi.org/10.1016/j.biombioe.2012.09.036>
- 4 Galiatsatou, P., Metaxas, M., Arapoglou, D., Kasselouri-Rigopoulou, V., 2002. Treatment of
5 olive mill waste water with activated carbons from agricultural by-products. *Waste Manag.*
6 [https://doi.org/10.1016/S0956-053X\(02\)00055-7](https://doi.org/10.1016/S0956-053X(02)00055-7)
- 7 García-Jarana, M.B., Sánchez-Oneto, J., Portela, J.R., Martínez de la Ossa, E.J., 2014.
8 Supercritical Water Gasification of Organic Wastes for Energy Generation, in:
9 Supercritical Fluid Technology for Energy and Environmental Applications.
10 <https://doi.org/10.1016/B978-0-444-62696-7.00010-1>
- 11 Graulis, S., Chateigner, D., Downs, R.T., Yokochi, A.F.T., Quirós, M., Lutterotti, L.,
12 Manakova, E., Butkus, J., Moeck, P., Le Bail, A., 2009. Crystallography Open Database -
13 An open-access collection of crystal structures. *J. Appl. Crystallogr.*
14 <https://doi.org/10.1107/S0021889809016690>
- 15 Guo, S., Dong, X., Wu, T., Shi, F., Zhu, C., 2015. Characteristic evolution of hydrochar from
16 hydrothermal carbonization of corn stalk. *J. Anal. Appl. Pyrolysis*.
17 <https://doi.org/10.1016/j.jaap.2015.10.015>
- 18 Haddad, K., Jeguirim, M., Jerbi, B., Chouchene, A., Dutournié, P., Thevenin, N., Ruidavets, L.,
19 Jellali, S., Limousy, L., 2017. Olive Mill Wastewater: From a Pollutant to Green Fuels,
20 Agricultural Water Source and Biofertilizer. *ACS Sustain. Chem. Eng.* 5, 8988–8996.
21 <https://doi.org/10.1021/acssuschemeng.7b01786>
- 22 Hao, S.W., Hsu, C.H., Liu, Y.G., Chang, B.K., 2016. Activated carbon derived from
23 hydrothermal treatment of sucrose and its air filtration application. *RSC Adv.*

1 <https://doi.org/10.1039/c6ra23958g>

2 Hodaifa, G., Ochando-Pulido, J.M., Rodriguez-Vives, S., Martinez-Ferez, A., 2013.
3 Optimization of continuous reactor at pilot scale for olive-oil mill wastewater treatment
4 by Fenton-like process. *Chem. Eng. J.* <https://doi.org/10.1016/j.cej.2013.01.065>

5 Hoekman, S.K., Broch, A., Robbins, C., 2011. Hydrothermal carbonization (HTC) of
6 lignocellulosic biomass. *Energy and Fuels* 25, 1802–1810.
7 <https://doi.org/10.1021/ef101745n>

8 Hu, L., Zhou, K., Li, Y., Chen, X., Liu, B., Li, C., Gong, X., Ma, F., 2018. Exogenous myo-
9 inositol alleviates salinity-induced stress in *Malus hupehensis* Rehd. *Plant Physiol.*
10 *Biochem.* <https://doi.org/10.1016/j.plaphy.2018.10.037>

11 Huang, N., Zhao, P., Ghosh, S., Fedyukhin, A., 2019. Co-hydrothermal carbonization of
12 polyvinyl chloride and moist biomass to remove chlorine and inorganics for clean fuel
13 production. *Appl. Energy.* <https://doi.org/10.1016/j.apenergy.2019.02.050>

14 Ibn Ferjani, A., Jeguirim, M., Jellali, S., Limousy, L., Courson, C., Akrou, H., Thevenin, N.,
15 Ruidavets, L., Muller, A., Bennici, S., 2019. The use of exhausted grape marc to produce
16 biofuels and biofertilizers: Effect of pyrolysis temperatures on biochars properties. *Renew.*
17 *Sustain. Energy Rev.* <https://doi.org/10.1016/j.rser.2019.03.034>

18 Organization Labor Organization, 2017. Olive and Olive oil production [WWW Document].
19 URL <https://www.ilo.org/global/statistics-and-databases/lang--en/index.htm>.
20 Agriculture/Sector/Olive and olive oil

21 International Organization for Standardization, G., 1995. 11261: Soil Quality: Determination
22 of Total Nitrogen: Modified Kjeldahl Method (ISO 11261:1995).

- 1 Jeguirim, M., Dutournié, P., Zorpas, A.A., Limousy, L., 2017. Olive Mill wastewater: From a
2 pollutant to green fuels, agricultural water source and bio-fertilizer-part 1. The drying
3 kinetics. *Energies*. <https://doi.org/10.3390/en10091423>
- 4 Jeguirim, M., Goddard, M.L., Tamosiunas, A., Berrich-Betouche, E., Azzaz, A.A.,
5 Praspaliauskas, M., Jellali, S., 2020. Olive mill wastewater: From a pollutant to green
6 fuels, agricultural water source and bio-fertilizer. *Biofuel production. Renew. Energy* 149,
7 716–724. <https://doi.org/10.1016/j.renene.2019.12.079>
- 8 Jeguirim, M., Limousy, L., Dutournie, P., 2014. Pyrolysis kinetics and physicochemical
9 properties of agropellets produced from spent ground coffee blended with conventional
10 biomass. *Chem. Eng. Res. Des.* <https://doi.org/10.1016/j.cherd.2014.04.018>
- 11 Jiménez-Arias, D., García-Machado, F.J., Morales-Sierra, S., Luis, J.C., Suarez, E., Hernández,
12 M., Valdés, F., Borges, A.A., 2019. Lettuce plants treated with L-pyroglutamic acid
13 increase yield under water deficit stress. *Environ. Exp. Bot.*
14 <https://doi.org/10.1016/j.envexpbot.2018.10.034>
- 15 Kammann, C., Ratering, S., Eckhard, C., Müller, C., 2012. Biochar and hydrochar effects on
16 greenhouse gas (carbon dioxide, nitrous oxide, and methane) fluxes from soils. *J. Environ.*
17 *Qual.* <https://doi.org/10.2134/jeq2011.0132>
- 18 Kanayama, Y., 2009. Physiological roles of polyols in horticultural crops. *J. Japanese Soc.*
19 *Hortic. Sci.* <https://doi.org/10.2503/jjshs1.78.158>
- 20 Khiari, B., Wakkal, M., Abdelmoumen, S., Jeguirim, M., 2019. Dynamics and kinetics of cupric
21 ion removal from wastewaters by Tunisian solid crude olive-oilwaste. *Materials (Basel)*.
22 <https://doi.org/10.3390/ma12030365>
- 23 Kim, J.H., Kannan, A.G., Woo, H.S., Jin, D.G., Kim, W., Ryu, K., Kim, D.W., 2015. A bi-

1 functional metal-free catalyst composed of dual-doped graphene and mesoporous carbon
2 for rechargeable lithium-oxygen batteries. *J. Mater. Chem. A.*
3 <https://doi.org/10.1039/c5ta05334j>

4 Komnitsas, K., Zaharaki, D., 2012. Pre-treatment of olive mill wastewaters at laboratory and
5 mill scale and subsequent use in agriculture: Legislative framework and proposed soil
6 quality indicators. *Resour. Conserv. Recycl.*
7 <https://doi.org/10.1016/j.resconrec.2012.09.009>

8 Kruse, A., Dahmen, N., 2018. Hydrothermal biomass conversion: Quo vadis? *J. Supercrit.*
9 *Fluids* 134, 114–123. <https://doi.org/10.1016/j.supflu.2017.12.035>

10 Krysanova, K., Krylova, A., Zaichenko, V., 2019. Properties of biochar obtained by
11 hydrothermal carbonization and torrefaction of peat. *Fuel.*
12 <https://doi.org/10.1016/j.fuel.2019.115929>

13 Lamer, V.K., Dinegar, R.H., 1950. Theory, Production and Mechanism of Formation of
14 Monodispersed Hydrosols. *J. Am. Chem. Soc.* <https://doi.org/10.1021/ja01167a001>

15 Landriscini, M.R., Galantini, J.A., Duval, M.E., Capurro, J.E., 2019. Nitrogen balance in a
16 plant-soil system under different cover crop-soybean cropping in Argentina. *Appl. Soil*
17 *Ecol.* <https://doi.org/10.1016/j.apsoil.2018.10.005>

18 Li, M., Li, W., Liu, S., 2011. Hydrothermal synthesis, characterization, and KOH activation of
19 carbon spheres from glucose. *Carbohydr. Res.*
20 <https://doi.org/10.1016/j.carres.2011.03.020>

21 Li, R., Wang, L., Shahbazi, A., 2015. A Review of Hydrothermal Carbonization of
22 Carbohydrates for Carbon Spheres Preparation. *Trends Renew. Energy.*
23 <https://doi.org/10.17737/tre.2015.1.1.009>

- 1 Lin, Y., Ma, X., Peng, X., Yu, Z., 2016. A Mechanism Study on Hydrothermal Carbonization
2 of Waste Textile. *Energy and Fuels* 30, 7746–7754.
3 <https://doi.org/10.1021/acs.energyfuels.6b01365>
- 4 Lucas, M.S., Peres, J.A., 2009. Removal of COD from olive mill wastewater by Fenton’s
5 reagent: Kinetic study. *J. Hazard. Mater.* <https://doi.org/10.1016/j.jhazmat.2009.03.002>
- 6 Lucian, M., Volpe, M., Gao, L., Piro, G., Goldfarb, J.L., Fiori, L., 2018. Impact of hydrothermal
7 carbonization conditions on the formation of hydrochars and secondary chars from the
8 organic fraction of municipal solid waste. *Fuel*. <https://doi.org/10.1016/j.fuel.2018.06.060>
- 9 Méndez, A., Gascó, G., Ruiz, B., Fuente, E., 2019. Hydrochars from industrial macroalgae
10 “*Gelidium Sesquipedale*” biomass wastes. *Bioresour. Technol.*
11 <https://doi.org/10.1016/j.biortech.2018.12.074>
- 12 Moreno-Maroto, J.M., Uceda-Rodríguez, M., Cobo-Ceacero, C.J., de Hoces, M.C., MartínLara,
13 M.Á., Cotes-Palomino, T., López García, A.B., Martínez-García, C., 2019. Recycling of
14 ‘alperujo’ (olive pomace) as a key component in the sintering of lightweight aggregates.
15 *J. Clean. Prod.* <https://doi.org/10.1016/j.jclepro.2019.118041>
- 16 Naisse, C., Girardin, C., Lefevre, R., Pozzi, A., Maas, R., Stark, A., Rumpel, C., 2015. Effect
17 of physical weathering on the carbon sequestration potential of biochars and hydrochars
18 in soil. *GCB Bioenergy*. <https://doi.org/10.1111/gcbb.12158>
- 19 Ovsyannikova, E., Arauzo, P.J., Becker, G., Kruse, A., 2019. Experimental and thermodynamic
20 studies of phosphate behavior during the hydrothermal carbonization of sewage sludge.
21 *Sci. Total Environ.* <https://doi.org/10.1016/j.scitotenv.2019.07.217>
- 22 Poerschmann, J., Baskyr, I., Weiner, B., Koehler, R., Wedwitschka, H., Kopinke, F.D., 2013a.
23 Hydrothermal carbonization of olive mill wastewater. *Bioresour. Technol.* 133, 581–588.

1 <https://doi.org/10.1016/j.biortech.2013.01.154>

2 Poerschmann, J., Weiner, B., Baskyr, I., 2013b. Organic compounds in olive mill wastewater
3 and in solutions resulting from hydrothermal carbonization of the wastewater.
4 *Chemosphere* 92, 1472–1482. <https://doi.org/10.1016/j.chemosphere.2013.03.061>

5 Pulido, J.M.O., 2016. A review on the use of membrane technology and fouling control for
6 olive mill wastewater treatment. *Sci. Total Environ.*
7 <https://doi.org/10.1016/j.scitotenv.2015.09.151>

8 Qian, Y., Tan, D.X., Reiter, R.J., Shi, H., 2015. Comparative metabolomic analysis highlights
9 the involvement of sugars and glycerol in melatonin-mediated innate immunity against
10 bacterial pathogen in *Arabidopsis*. *Sci. Rep.* <https://doi.org/10.1038/srep15815>

11 R.K. Sairam, R., Tyagi, A., Chinnusamy, V., 2006. Salinity tolerance: cellular mechanisms
12 and gene regulation, in: Huang, B. (Ed.), *Plant-Environment Interactions*. CRC Press, pp.
13 121–175.

14 Ratcliff, A., Medley, E.E., Simmonds, P.G., 1974. Pyrolysis of amino acids. Mechanistic
15 considerations. *J. Org. Chem.* <https://doi.org/10.1021/jo00924a007>

16 Ruiz, H.A., Rodríguez-Jasso, R.M., Fernandes, B.D., Vicente, A.A., Teixeira, J.A., 2013.
17 Hydrothermal processing, as an alternative for upgrading agriculture residues and marine
18 biomass according to the biorefinery concept: A review. *Renew. Sustain. Energy Rev.*
19 <https://doi.org/10.1016/j.rser.2012.11.069>

20 Saba, A., Mcgaughy, K., Reza, M.T., 2019. Techno-Economic Assessment of Co-
21 Hydrothermal Carbonization of a Coal-Miscanthus Blend 1–17.
22 <https://doi.org/10.3390/en12040630>

1 Saha, N., Saba, A., Reza, M.T., 2019. Effect of hydrothermal carbonization temperature on pH,
2 dissociation constants, and acidic functional groups on hydrochar from cellulose and
3 wood. *J. Anal. Appl. Pyrolysis*. <https://doi.org/10.1016/j.jaap.2018.11.018>

4 Saqib, N.U., Baroutian, S., Sarmah, A.K., 2018. Physicochemical, structural and combustion
5 characterization of food waste hydrochar obtained by hydrothermal carbonization.
6 *Bioresour. Technol.* <https://doi.org/10.1016/j.biortech.2018.06.112>

7 Sedej, I., Milczarek, R., Wang, S.C., Sheng, R., de Jesús Avena-Bustillos, R., Dao, L., Takeoka,
8 G., 2016. Membrane-Filtered Olive Mill Wastewater: Quality Assessment of the Dried
9 Phenolic-Rich Fraction. *J. Food Sci.* <https://doi.org/10.1111/1750-3841.13267>

10 Sevilla, M., Fuertes, A.B., 2009. The production of carbon materials by hydrothermal
11 carbonization of cellulose. *Carbon* N. Y. 47, 2281–2289.
12 <https://doi.org/10.1016/j.carbon.2009.04.026>

13 Seyedsadr, S., Al Afif, R., Pfeifer, C., 2018. Hydrothermal carbonization of agricultural
14 residues: A case study of the farm residues -based biogas plants. *Carbon Resour. Convers.*
15 <https://doi.org/10.1016/j.crcon.2018.06.001>

16 Souilem, S., El-Abbassi, A., Kiai, H., Hafidi, A., Sayadi, S., Galanakis, C.M., 2017. Olive oil
17 production sector: Environmental effects and sustainability challenges, in: *Olive Mill
18 Waste: Recent Advances for Sustainable Management*. [https://doi.org/10.1016/B978-0-
19 12-805314-0.00001-7](https://doi.org/10.1016/B978-0-12-805314-0.00001-7)

20 T-412, 2012. Moisture in pulp , paper and paperboard. *Stand. Off. Method, Tappi*.

21 Theerakulpisut, P., Gunnula, W., 2012. Exogenous sorbitol and trehalose mitigated salt stress
22 damage in salt-sensitive but not salt-tolerant rice seedlings. *Asian J. Crop Sci.*
23 <https://doi.org/10.3923/ajcs.2012.165.170>

- 1 Thompson, W., Leege, P., 1998. Test methods for the examination of composting and compost.
2 Commun. Soil Sci. Plant Anal.
- 3 Tisserat, B., Stuff, A., 2011. Stimulation of short-term plant growth by glycerol applied as foliar
4 sprays and drenches under greenhouse conditions. HortScience.
5 <https://doi.org/10.21273/hortsci.46.12.1650>
- 6 Ul Saqib, N., Sarmah, A.K., Baroutian, S., 2019. Effect of temperature on the fuel properties of
7 food waste and coal blend treated under co-hydrothermal carbonization. Waste Manag.
8 <https://doi.org/10.1016/j.wasman.2019.04.005>
- 9 Unur, E., Brutti, S., Panero, S., Scrosati, B., 2013. Nanoporous carbons from hydrothermally
10 treated biomass as anode materials for lithium ion batteries. Microporous Mesoporous
11 Mater. <https://doi.org/10.1016/j.micromeso.2013.02.032>
- 12 Volpe, M., Wüst, D., Merzari, F., Lucian, M., Andreottola, G., Kruse, A., Fiori, L., 2018. One
13 stage olive mill waste streams valorisation via hydrothermal carbonisation. Waste Manag.
14 80, 224–234. <https://doi.org/10.1016/j.wasman.2018.09.021>
- 15 Wang, L., Chang, Y., Liu, Q., 2019. Fate and distribution of nutrients and heavy metals during
16 hydrothermal carbonization of sewage sludge with implication to land application. J.
17 Clean. Prod. <https://doi.org/10.1016/j.jclepro.2019.03.347>
- 18 Wang, T., Zhai, Y., Zhu, Y., Li, C., Zeng, G., 2018. A review of the hydrothermal carbonization
19 of biomass waste for hydrochar formation: Process conditions, fundamentals, and
20 physicochemical properties. Renew. Sustain. Energy Rev.
21 <https://doi.org/10.1016/j.rser.2018.03.071>
- 22 Xiong, J. bo, Pan, Z. qian, Xiao, X. feng, Huang, H. jun, Lai, F. ying, Wang, J. xin, Chen, S.
23 wei, 2019. Study on the hydrothermal carbonization of swine manure: The effect of

1 process parameters on the yield/properties of hydrochar and process water. *J. Anal. Appl.*
2 *Pyrolysis.* <https://doi.org/10.1016/j.jaap.2019.104692>

3 Xue, Y., Gao, B., Yao, Y., Inyang, M., Zhang, M., Zimmerman, A.R., Ro, K.S., 2012.
4 Hydrogen peroxide modification enhances the ability of biochar (hydrochar) produced
5 from hydrothermal carbonization of peanut hull to remove aqueous heavy metals: Batch
6 and column tests. *Chem. Eng. J.* <https://doi.org/10.1016/j.cej.2012.06.116>

7 Yalili Kiliç, M., Yonar, T., Kestioğlu, K., 2013. Pilot-scale treatment of olive oil mill
8 wastewater by physicochemical and advanced oxidation processes. *Environ. Technol.*
9 (United Kingdom). <https://doi.org/10.1080/09593330.2012.758663>

10 Yildizli, A., Çevik, S., Ünyayar, S., 2018. Effects of exogenous myo-inositol on leaf water
11 status and oxidative stress of *Capsicum annuum* under drought stress. *Acta Physiol. Plant.*
12 <https://doi.org/10.1007/s11738-018-2690-z>

13 Yu, K., Wang, J., Song, K., Wang, X., Liang, C., Dou, Y., 2019. Hydrothermal synthesis of
14 cellulose-derived carbon nanospheres from corn straw as anode materials for lithium ion
15 batteries. *Nanomaterials.* <https://doi.org/10.3390/nano9010093>

16 Zhang, L., Wang, Q., Wang, B., Yang, G., Lucia, L.A., Chen, J., 2014. Hydrothermal
17 Carbonization of Corncob Residues for Hydrochar Production.
18 <https://doi.org/10.1021/ef502462p>

19 Zhang, X., Gao, B., Fang, J., Zou, W., Dong, L., Cao, C., Zhang, J., Li, Y., Wang, H., 2019.
20 Chemically activated hydrochar as an effective adsorbent for volatile organic compounds
21 (VOCs). *Chemosphere.* <https://doi.org/10.1016/j.chemosphere.2018.11.144>

22 Zhao, P., Huang, N., Li, J., Cui, X., 2020. Fate of sodium and chlorine during the co-
23 hydrothermal carbonization of high-alkali coal and polyvinyl chloride. *Fuel Process.*

1 Technol. 199, 106277. <https://doi.org/10.1016/j.fuproc.2019.106277>

2 Zirehpour, A., Jahanshahi, M., Rahimpour, A., 2012. Unique membrane process integration for
3 olive oil mill wastewater purification. Sep. Purif. Technol.
4 <https://doi.org/10.1016/j.seppur.2012.05.028>

5 Zuo, X.J., Liu, Z., Chen, M.D., 2016. Effect of H₂O₂ concentrations on copper removal using
6 the modified hydrothermal biochar. Bioresour. Technol.
7 <https://doi.org/10.1016/j.biortech.2016.02.032>

8