



HAL
open science

New inversion methods for the single/multi-shape CLD-to-PSD problem with spheroid particles

Lucas Brivadis, Ludovic Sacchelli

► **To cite this version:**

Lucas Brivadis, Ludovic Sacchelli. New inversion methods for the single/multi-shape CLD-to-PSD problem with spheroid particles. *Journal of Process Control*, 2022, 109, pp.1-12. 10.1016/j.jprocont.2021.11.008 . hal-03053999

HAL Id: hal-03053999

<https://hal.science/hal-03053999v1>

Submitted on 11 Dec 2020

HAL is a multi-disciplinary open access archive for the deposit and dissemination of scientific research documents, whether they are published or not. The documents may come from teaching and research institutions in France or abroad, or from public or private research centers.

L'archive ouverte pluridisciplinaire **HAL**, est destinée au dépôt et à la diffusion de documents scientifiques de niveau recherche, publiés ou non, émanant des établissements d'enseignement et de recherche français ou étrangers, des laboratoires publics ou privés.

New inversion methods for the single/multi-shape CLD-to-PSD problem with spheroid particles

Lucas Brivadis¹ and Ludovic Sacchelli¹

¹Univ. Lyon, Université Claude Bernard Lyon 1, CNRS, LAGEPP UMR 5007, 43 bd du 11 novembre 1918, F-69100 Villeurbanne, France (email: lucas.brivadis@univ-lyon1.fr, ludovic.sacchelli@univ-lyon1.fr)

Friday 11th December, 2020

Abstract

In this paper, we express the Chord Length Distribution (CLD) measure associated to a given Particle Size Distribution (PSD) when particles are modeled as suspended spheroids in a reactor. Using this approach, we propose two methods to reconstruct the unknown PSD from its CLD. In the single-shape case where all spheroids have the same shape, a Tikhonov regularization procedure is implemented. In the multi-shape case, the measured CLD mixes the contribution of the PSD associated to each shape. Then, an evolution model for a batch crystallization process allows to introduce a Back and Forth Nudging (BFN) algorithm, based on dynamical observers. We prove the convergence of this method when crystals are split into two clusters: spheres and elongated spheroids. These methods are illustrated with numerical simulations.

Keywords: Particle Size Distribution, Chord Length Distribution, spheroid particles, Tikhonov regularization, Back and Forth Nudging.

1 Introduction

Estimating the size distribution of suspended particles in a reactor is a major issue in process control [7]. In crystallization processes, the particles shape and size govern important physico-chemical properties of the product, hence the need to be controlled and estimated. Measuring a Particle Size Distribution (PSD) remains a challenging problem, tackled by modern Process Analytical Technologies (PATs) with various measures and approaches, such as image processing [11, 32], dynamical observers based on solute concentration [10] or moments based methods [12, 21, 25, 31, 34, 35]. In this paper, we focus on PATs giving access to Chord Length Distributions (CLDs), such as the Focused Beam Reflectance Measurement (FBRM) or the BlazeMetrics[®] technologies. In the recent years, several strategies have been proposed to recover the PSD from the knowledge of its corresponding CLD [1, 23, 29, 36].

Understanding the CLD-PSD relation is an essential step in recovering the desired PSD when using the above-mentioned technologies. Naturally, this relation is heavily influenced by the shape of the particles. In [6, 8, 16, 20], the authors considered spherical particles. It often occurs in crystallization processes that particles cannot be assumed to have such symmetries. In [1] for instance, needle-shaped particles were modeled as cylinders. In section 2, we propose a new model for computing the CLD from a PSD of spheroid-like particles. Spheroids are generalized sphere-like shapes that have the advantage of allowing to model both spheres and

elongated particles with only one shape tuning parameter. In that respect, we gather different shapes under the same mathematical umbrella while retaining many computational properties of the spherical model. Note that, unlike [22] who considered two-dimensional ellipses, we consider proper three-dimensional spheroids that can be measured by the probe in any possible orientation. Spheroids were already considered in [19], but the experimental assumptions lead to differing probabilistic models and distributions.

In the single-shape case (section 3) composed of spheroid-like particles, we prove the PSD-to-CLD relation to be one-to-one. Hence, recovering the PSD from the CLD is an inverse problem that can be solved by a direct method. However, the problem is ill-posed: small perturbations of the measured CLD may induce large variations of the reconstructed PSD. We apply a regularization procedure, known as Tikhonov regularization, in order to ensure robustness with respect to measurement noise of the CLD.

Due to polymorphism in crystallization processes, it frequently occurs that particles in the reactor have not only different sizes, but also different shapes. These different shapes correspond to stable and/or metastable phases that appear, grow and may disappear during the process [11, 24, 27]. In this context (see section 4), estimating the PSD of each shape only from the knowledge of the shared CLD (the sum of the CLDs associated to each PSD) is a much more difficult issue, which, to the best of our knowledge, has not been investigated from a theoretical viewpoint. In this paper we propose, in the multi-shape case, to make use not only of a measure of the CLD, but also of an evolution model of the PSD, to estimate the PSD with observer techniques. Observers have proved to be very useful in the context of batch crystallization [25, 26, 28, 31, 34, 35]. Here we apply the Back and Forth Nudging (BFN) algorithm [2, 3, 4, 5, 9, 13, 14, 15, 18, 33], which is an inverse problem technique based on dynamical observers. We prove the convergence of this method when crystals are split into two clusters: spheres and elongated spheroids, which happens, for example, in [11].

For the two inversion procedures (Tikhonov regularization and BFN algorithm), we provide a theoretical analysis and numerical simulations.

Notations. In the paper, the notations C^k, L^p, H^p denote functional spaces pertaining to properties of the distributions. $C^k(I, X)$ functions are k -continuously differentiable functions from I to X . $L^p(I, X)$ functions are such that their p -power is integrable over I . $H^p(I, X)$ denotes the space of p -differentiable functions from I to X such that each of the derivatives of degree lesser or equal to p is also $L^2(I, X)$. We denote by $\mathbb{P}(A)$ the probability of event A , and $\mathbb{E}(R)$ the expectation of random variable R . The partial derivative of a function f with respect to the variable x is denoted by $\frac{\partial f}{\partial x}$.

2 From PSD to CLD for spheroids

2.1 From spheroid geometry to chord length

In this paper, we are concerned with particles whose shape can be approximated by a spheroid (also called ellipsoid of revolution). A spheroid is a surface of revolution, obtained as the rotation of an ellipse along one of its two principal axes. In particular, spheres are spheroids. When scanning across some particles, the sensor measures chords on the projection of the particle on the plane that is orthogonal to the probe's laser beam. Hence, two sources of hazards must be considered to model the random choice of the chords measured by the sensor:

- choice of orientation of the spheroid with respect to the probe;
- choice of the chord on the projection of the spheroid with selected orientation.

Step 1: Choosing an orientation. A spheroid of radius r in elementary orientation can be represented as the set of points $(x, y, z) \in \mathbb{R}^3$ such that

$$\begin{pmatrix} x & y & z \end{pmatrix} D \begin{pmatrix} x \\ y \\ z \end{pmatrix} \leq r^2 \quad \text{with} \quad D = \begin{pmatrix} 1 & 0 & 0 \\ 0 & 1 & 0 \\ 0 & 0 & \frac{1}{\eta^2} \end{pmatrix}. \quad (1)$$

The parameter η is the ratio of the diameter of the spheroid along the axis of rotation by the diameter perpendicular to this axis. It characterizes the eccentricity of the spheroid. The spheroid is said to be prolate if $\eta > 1$ and oblate if $\eta < 1$. When $\eta = 1$, the particle is a sphere. The volume of such a particle is given by $\frac{4\pi}{3}\eta r^3$.

Without loss of generality, we assume that the probe's laser beam is parallel to the z -axis. The solid can be oriented in any direction in space. Since the solid is a spheroid, it has an axis of symmetry and any orientation is equivalent to picking a point on the sphere in 3d space, corresponding, for instance, to the position of the north pole of the spheroid (see Figure 1). For this reason, we obtain an orientation following spherical coordinates. Hence a sequence of two rotations of the elementary spheroid (1) allows to choose any possible orientation.

- First, we rotate the space around the y -axis with an angle $\theta \in [0, \pi]$, leading to a change of coordinates of the matrix

$$\rho_y(\theta) = \begin{pmatrix} \cos \theta & 0 & \sin \theta \\ 0 & 1 & 0 \\ -\sin \theta & 0 & \cos \theta \end{pmatrix}.$$

- Second, we rotate the space around the z -axis with an angle $\phi \in [0, 2\pi]$, leading to a change of coordinates of the matrix

$$\rho_z(\phi) = \begin{pmatrix} \cos \phi & -\sin \phi & 0 \\ \sin \phi & \cos \phi & 0 \\ 0 & 0 & 1 \end{pmatrix}.$$

The change of coordinates $(x, y, z)^\top \mapsto \rho_z(\phi)\rho_y(\theta)(x, y, z)^\top$ has the effect of mapping the point $(0, 0, 1)$ to any point on the sphere. Furthermore, it is an isometry. If $(\phi, \theta) \in [0, 2\pi] \times [0, \pi]$ is picked according to the probability measure $d\mu = \frac{\sin \theta}{4\pi} d\phi d\theta$, this equals to *uniformly* picking a random orientation for the spheroid (that is, the measure μ gives a uniform probability of picking a point on the sphere). Then, the change of coordinates implies that the rotated spheroid has equation

$$\begin{pmatrix} x & y & z \end{pmatrix} A \begin{pmatrix} x \\ y \\ z \end{pmatrix} \leq r^2 \quad \text{with} \quad A = \rho_z(\phi)\rho_y(\theta) D \rho_y(-\theta)\rho_z(-\phi). \quad (2)$$

In Figure 1, the elementary spheroid (1) (on the left) is rotated by $\rho_z(\phi)\rho_y(\theta)$ to obtain the rotated spheroid (2) (on the right).

Step 2: Projecting the spheroid on the (x, y) -plane. Given an arbitrary orientation of the particle in space, the sensor measure (assumed parallel to the z -axis) is the same as the one given by the ellipse obtained by projection of the solid on the (x, y) -plane. Hence, the next step is to transfer the geometry of the 3d spheroid onto its shadow in the (x, y) -plane. The

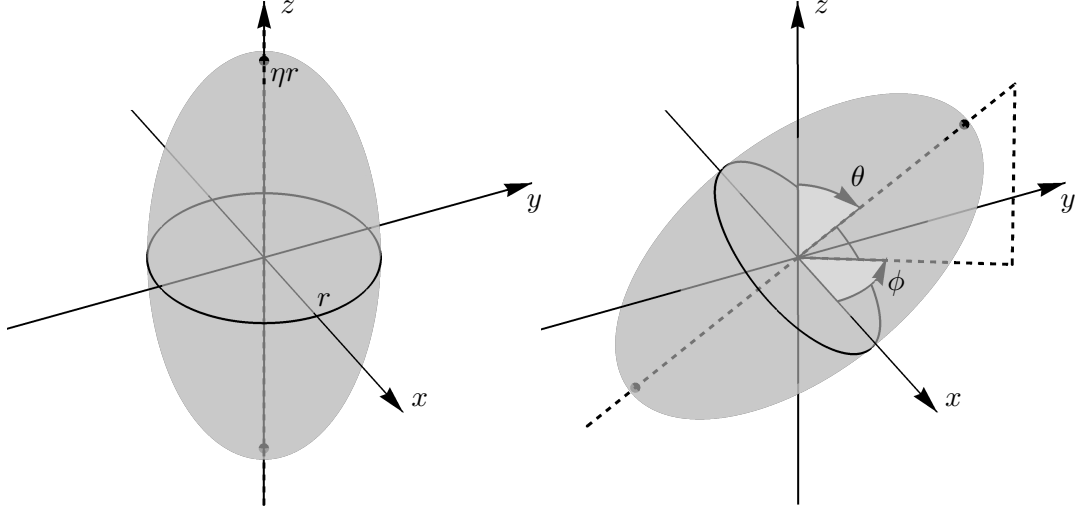


Figure 1: *On the left:* elementary spheroid of parameter η and radius r (equation (1)). *On the right:* rotation of the elementary spheroid with angles ϕ, θ (equation (2))

shell of the spheroid is given by $(x, y, z)A(x, y, z)^\top = r^2$ for some $(\phi, \theta) \in [0, 2\pi] \times [0, \pi]$. For completeness sake, the full expression of matrix A is the following:

$$\begin{pmatrix} \bar{s} \cos^2 \phi + \sin^2 \phi & -\bar{\eta} \sin^2 \theta \sin 2\phi & -\bar{\eta} \sin 2\theta \cos \phi \\ -\bar{\eta} \sin^2 \theta \sin 2\phi & \bar{s} \sin^2 \phi + \cos^2 \phi & -\bar{\eta} \sin 2\theta \sin \phi \\ -\bar{\eta} \sin 2\theta \cos \phi & -\bar{\eta} \sin 2\theta \sin \phi & \frac{1}{\eta^2} \cos^2 \theta + \sin^2 \theta \end{pmatrix} \quad \text{with} \quad \begin{aligned} \bar{\eta} &= \frac{\eta^2 - 1}{2\eta^2}, \\ \bar{s} &= \frac{\sin^2 \theta + \eta^2 \cos^2 \theta}{\eta^2}. \end{aligned}$$

If we are looking at points that appear at the edge of the shadow of the spheroid, it is clear that these must be such that the tangent plane to the spheroid at that point is vertical (see Figure 2).

Since the spheroid is given by an implicit definition of the form $g(x, y, z) = r^2$, the tangent plane to the spheroid at a point (x, y, z) is actually the plane that is orthogonal to $\nabla g(x, y, z)$, the gradient of g at (x, y, z) . Hence, to find points (x, y) in the plane that lie at the border of the shadow cast by the spheroid, we solve

$$g(x, y, z) = r^2, \quad (\nabla g(x, y, z))^\top \begin{pmatrix} 0 \\ 0 \\ 1 \end{pmatrix} = 0.$$

In the case of a spheroid, $g(x, y, z) = (x, y, z)A(x, y, z)^\top$, hence $\nabla g(x, y, z) = A \cdot (x, y, z)^\top$. In other words, we solve

$$(x \ y \ z) A \begin{pmatrix} x \\ y \\ z \end{pmatrix} = r^2, \quad (0 \ 0 \ 1) A \begin{pmatrix} x \\ y \\ z \end{pmatrix} = 0.$$

In the (x, y) -plane, solutions to this pair of equations are points of the planar ellipse

$$\alpha x^2 + \beta y^2 + \gamma xy = r^2, \quad (3)$$

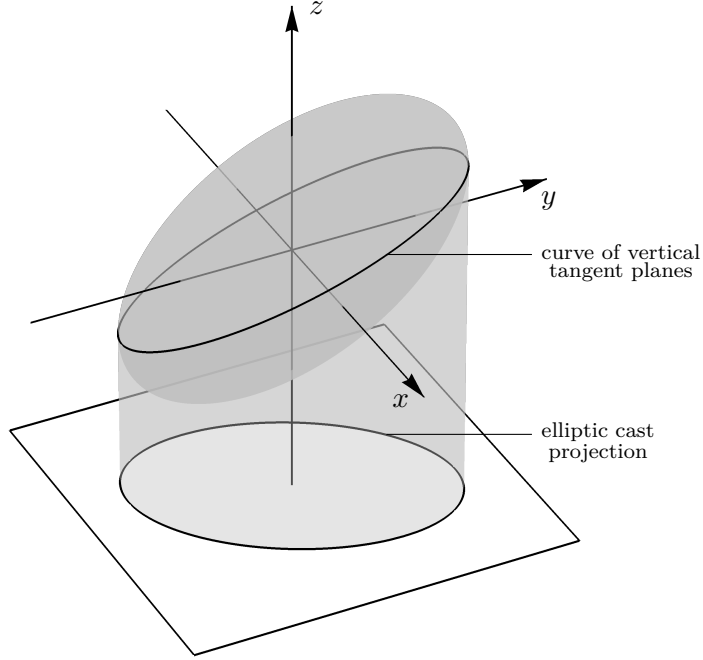


Figure 2: Projection of a spheroid on the (x, y) -plane.

with

$$\alpha = \frac{\cos^2 \phi}{\cos^2 \theta + \eta^2 \sin^2 \theta} + \sin^2 \phi, \quad (4)$$

$$\beta = \frac{\sin^2 \phi}{\cos^2 \theta + \eta^2 \sin^2 \theta} + \cos^2 \phi, \quad (5)$$

$$\gamma = -\frac{(\eta^2 - 1) \sin^2 \theta \sin 2\phi}{\cos^2 \theta + \eta^2 \sin^2 \theta}. \quad (6)$$

Naturally, $\cos^2 \theta + \eta^2 \sin^2 \theta > 0$ for all $\eta > 0$ and $\theta \in [0, \pi]$. In conclusion, the shadow cast by the spheroid has the shape of an ellipse of orientation and eccentricity determined by the quantities α, β, γ , themselves functions of ϕ, θ and η . When necessary, we write α_η to underline the η -dependence.

Step 3: Choosing a chord on the projection. Since we considered all the possible orientations of the spheroid in space, we can consider with no loss of generality that the probe's laser cut the two-dimensional projection (3) at constant y . Hence, the length of a chord on (3) at some constant $y \in \mathbb{R}$ is the distance between the two x -solutions, if they exist, of

$$\alpha x^2 + \gamma y x + \beta y^2 - r^2 = 0. \quad (7)$$

Let $\Delta = \gamma^2 y^2 - 4\alpha(\beta y^2 - r^2)$ be the discriminant of the quadratic and let

$$y_{\max} = \frac{2\sqrt{\alpha}r}{\sqrt{4\alpha\beta - \gamma^2}}. \quad (8)$$

(Let us precise that $4\alpha\beta - \gamma^2 = \frac{8}{1+\eta^2+(\eta^2-1)\cos 2\theta} > 0$ for all $\eta > 0$ and all $\theta \in [0, \pi]$.) If $|y| \leq y_{\max}$, then $\Delta \geq 0$ and the length of the chord cutting (3) at y is given by

$$\ell = \frac{\sqrt{\Delta}}{\alpha}. \quad (9)$$

Otherwise, if $|y| > y_{\max}$, *i.e.*, $\Delta < 0$, then no chord cuts the ellipse at y . Hence, the maximum chord length is $\frac{2r}{\sqrt{\alpha}}$, reached at $y = 0$. For all $\ell \in [0, \frac{2r}{\sqrt{\alpha}}]$, let y_ℓ be such that the chord length ℓ is reached at $y = y_\ell$, so that y_ℓ is implicitly defined by (9):

$$y_\ell = \frac{\sqrt{4\alpha r^2 - \alpha^2 \ell^2}}{\sqrt{4\alpha\beta - \gamma^2}}. \quad (10)$$

If $\ell > \frac{2r}{\sqrt{\alpha}}$, adopt the convention $y_\ell = 0$. Doing so, y_ℓ is a continuous function of ℓ . These notations are summarized in Figure 3.

To conclude, for a given spheroid of radius r and ratio η with orientation (ϕ, θ) in space, the chord length ℓ is measured by the sensor when cutting the projection of the particle on the (x, y) -axis at constant $y = y_\ell$.

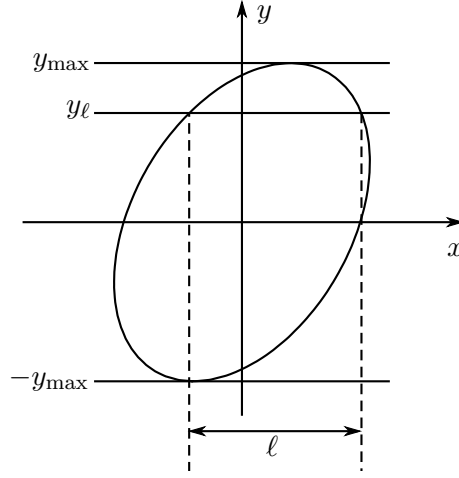


Figure 3: Length ℓ of an horizontal chord on an ellipse at $y = y_\ell \in [-y_{\max}, y_{\max}]$.

2.2 From spheroid distribution to cumulative CLD

Let us denote by $\psi(r)$ (in $\text{m}^{-1} \cdot \text{m}^{-3}$) a PSD of spheroids of parameter η (dimensionless) and radius r (in m) between r_{\min} and r_{\max} , generating a CLD measured by the sensor in a batch reactor. For $r_1 < r_2$, the integral $\int_{r_1}^{r_2} \psi(r) dr$ (in m^{-3}) represents the number of particles with radius r between r_1 and r_2 per unit of volume. The corresponding CLD is denoted by $q(\ell)$ (in $\text{m}^{-1} \cdot \text{m}^{-3}$). Note that the largest possible chord of a spheroid of radius r is the diameter of the spheroid, namely, $\ell_{\max} = 2r_{\max} \max(\eta, 1)$. Hence $0 \leq \ell \leq \ell_{\max}$. Then $\int_{\ell_1}^{\ell_2} q(\ell) d\ell$ represents the number of chords with length ℓ between ℓ_1 and ℓ_2 measured by the sensor per unit of volume. The cumulative CLD is denoted by $Q(\ell) = \int_0^\ell q(l) dl$ (in m^{-3}). Then, the renormalized functions $\bar{\psi}(r) = \frac{1}{\int_{r_{\min}}^{r_{\max}} \psi(\rho) d\rho} \psi(r)$ and $\bar{q}(\ell) = \frac{1}{Q(\ell_{\max})} q(\ell)$ are probability density functions (in m^{-1}) and $\bar{Q}(\ell) = \frac{1}{Q(\ell_{\max})} Q(\ell)$ is a cumulative distribution function (dimensionless).

Let R be a random variable representing the radius of a particle, and L be a random variable representing a measured chord length. By law of total expectation,

$$\bar{Q}(\ell) := \int_0^\ell \bar{q}(l) dl = \mathbb{P}(L < \ell) = \mathbb{E}(\mathbb{1}_{L \leq \ell}) = \mathbb{E}(\mathbb{E}(\mathbb{1}_{L \leq \ell} | R)) = \int_{r_{\min}}^{r_{\max}} k(\ell, r) \bar{\psi}(r) dr. \quad (11)$$

where

$$k(\ell, r) = \mathbb{P}(L < \ell | R = r)$$

encodes the probability of measuring a chord length less than ℓ assuming a particle of radius r crosses the sensor. Hence

$$Q(\ell) = \kappa \int_{r_{\min}}^{r_{\max}} k(\ell, r) \psi(r) dr \quad (12)$$

where

$$\kappa = \frac{Q(\ell_{\max})}{\int_{r_{\min}}^{r_{\max}} \psi(r) dr}$$

is the ratio between the number of particles and the number of chords measured by the sensor, which depends on the experimental conditions.

For a given radius r , and a given orientation of the particle, encoded by (ϕ, θ) , the chord length is measured according to the situation described in the previous section. That is, the chord length corresponds to a chord length at constant y for an ellipse in the (x, y) -plane (of shape determined by r, ϕ, θ and η). Then, $L < \ell$ is achieved if the horizontal chord has ordinate y belonging to the set

$$(-y_{\max}, -y_{\ell}) \cup (y_{\ell}, y_{\max}) \quad (13)$$

where y_{\max} is as in (8) and y_{ℓ} as in (10). Since $\ell < \frac{2r}{\sqrt{\alpha}}$ with α as in (4), the probability that $L < \frac{2r}{\sqrt{\alpha}}$ is full. Hence the probability that the measured chord length L is less than ℓ is given by

$$\frac{2(y_{\max} - y_{\ell})}{2y_{\max}} = 1 - \sqrt{1 - \left(\frac{\ell}{2r}\right)^2 \alpha},$$

which means that the ordinate of the chord length is chosen uniformly in the set (13).

Uniformly choosing an orientation of the spheroid means that the angles (ϕ, θ) are picked in $[0, 2\pi] \times [0, \pi]$ according to the probability measure $d\mu = \frac{\sin \theta}{4\pi} d\phi d\theta$. Then, by the law of total expectation,

$$k(\ell, r) = 1 - \int_{\phi=0}^{2\pi} \int_{\theta=0}^{\pi} \sqrt{1 - \left(\frac{\ell}{2r}\right)^2 \alpha_{\eta}(\phi, \theta)} \frac{\sin \theta}{4\pi} d\theta d\phi, \quad (14)$$

with

$$\alpha_{\eta}(\phi, \theta) = \frac{\cos^2 \phi}{\cos^2 \theta + \eta^2 \sin^2 \theta} + \sin^2 \phi. \quad (15)$$

Combining the expression of k with (12), we get a function that maps a PSD of spheroids to the corresponding cumulative CLD up to the constant κ . In particular, if $\bar{\psi}$ is a Dirac distribution at some fixed radius r (which means that all particles have the same radius r), then (11) yields $\bar{Q}(\ell) = k(\ell, r)$. In Figure 4, we plot $\bar{Q}(\ell)$ for a Dirac distribution of particles at $r = 1\text{mm}$, and three different values of η . This emphasizes the influence of the shape parameter on the CLD.

In the two following sections, we consider the problem of reconstruction of the PSD from the CLD in two different cases of study.

3 A regularization method for the single-shape case CLD-to-PSD problem

Consider a PSD of spheroids sharing the same shape parameter η . According to (12), it is possible to compute the corresponding cumulative CLD up to the knowledge of the parameter κ . Conversely, for a given CLD, is it possible to estimate the corresponding PSD? This question is a crucial issue in process control. Indeed, Process Analytical Technologies (PATs) like the

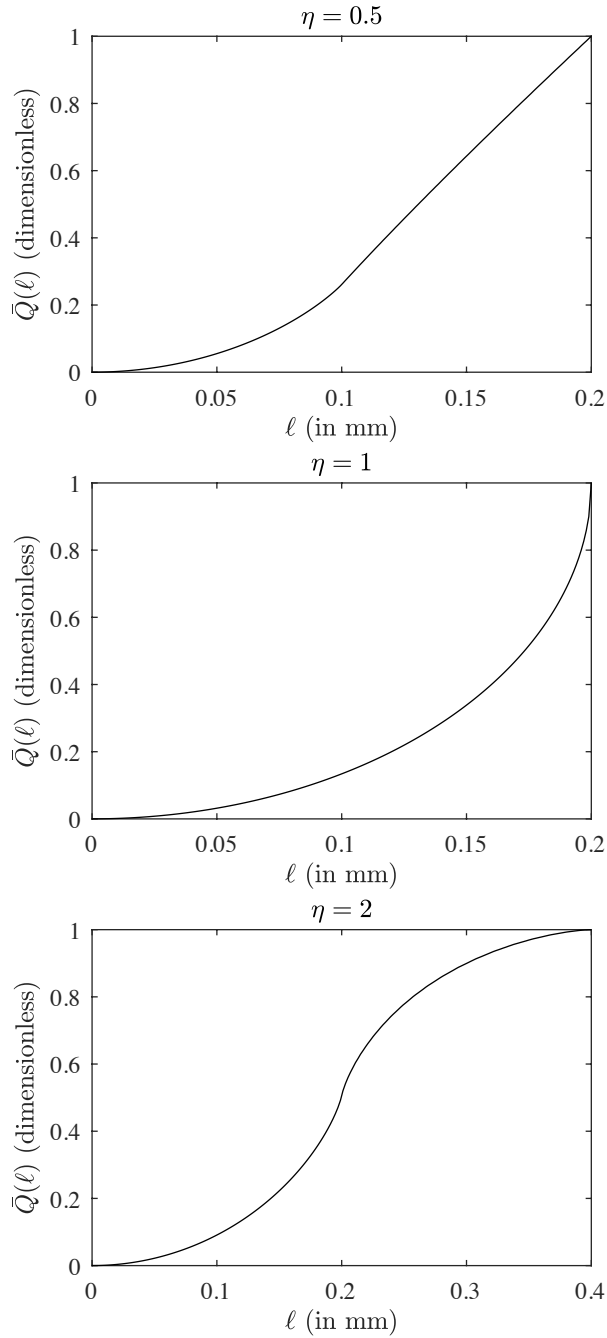


Figure 4: Normalized CLD \bar{Q} associated to a Dirac distribution of spheroids at $r = 1\text{mm}$ for $\eta = 0.5, 1, 2$.

FBRM sensor are able to measure the CLD online, for example during a crystallization process. But the main distribution to be known, and governing the physico-chemical properties of solids, is the PSD. In this section, we propose a two-steps procedure to recover the PSD from two measures: the CLD, and the solid concentration in the reactor.

1. First, using the knowledge of the CLD and (11), we estimate the renormalized PSD $\bar{\psi}$.
2. Second, using the CLD and the solid concentration, we estimate the number of particles

per unit of volume $\int_{r_{\min}}^{r_{\max}} \psi(r) dr$.

Combining these steps with the relation

$$\psi(r) = \bar{\psi}(r) \int_{r_{\min}}^{r_{\max}} \psi(\rho) d\rho, \quad \forall r \in [r_{\min}, r_{\max}], \quad (16)$$

we obtain an estimation of the PSD ψ . Sometimes, the knowledge of the number of particles is not to be determined: only the “shape” of the PSD is of interest. In this case, only the first step needs to be applied. In numerical simulations, we focus on this first step.

3.1 Estimation of $\bar{\psi}$ with a Tikhonov regularization procedure

Let $X = L^2((r_{\min}, r_{\max}); \mathbb{R})$ be the set of real square integrable functions over (r_{\min}, r_{\max}) , and $Y = L^2((0, \ell_{\max}); \mathbb{R})$ with $\ell_{\max} = 2r_{\max} \max(\eta, 1)$. Then a (renormalized) PSD may be viewed as an element of X , while a (renormalized) PSD is an element of Y . Let us define the following map:

$$\begin{aligned} \mathcal{K} : X &\longrightarrow Y \\ \bar{\psi} &\longmapsto \left(\ell \mapsto \int_{r_{\min}}^{r_{\max}} k(\ell, r) \bar{\psi}(r) dr \right) \end{aligned}$$

Equation (11) may be rewritten as

$$\mathcal{K}\bar{\psi} = \bar{Q}. \quad (17)$$

For a given CLD q , it is easy to compute the cumulative renormalized CLD \bar{Q} . Then, reconstructing $\bar{\psi}$ from \bar{Q} is solving the inverse problem (17) with unknown $\bar{\psi}$ in $L^2((r_{\min}, r_{\max}); \mathbb{R})$. However, this problem admits a solution only if \bar{Q} lies in the image of \mathcal{K} , denoted by $\text{Im } \mathcal{K} = \{\mathcal{K}\bar{\psi}, \bar{\psi} \in X\}$. Due to measurements noise on \bar{Q} , this condition is generally not satisfied. To overcome this problem, we reformulate (17) as a minimization problem:

$$\text{Find } \bar{\psi} \in X \text{ minimizing } \|\mathcal{K}\bar{\psi} - \bar{Q}\|^2. \quad (18)$$

where $\|\cdot\|$ denotes the L^2 -norm, that is,

$$\|\mathcal{K}\bar{\psi} - \bar{Q}\|^2 = \int_0^{\ell_{\max}} |(\mathcal{K}\bar{\psi})(\ell) - \bar{Q}(\ell)|^2 d\ell \quad (19)$$

Denoting by $\text{argmin}_{\bar{\psi} \in X} \|\mathcal{K}\bar{\psi} - \bar{Q}\|^2$ the set of solutions of (18), the following facts hold (see, e.g., [17]):

- If \mathcal{K} is injective, then (18) has at most one solution.
- If $\bar{Q} \in \text{Im } \mathcal{K} \oplus (\text{Im } \mathcal{K})^\perp$, then the set $\text{argmin}_{\bar{\psi} \in X} \|\mathcal{K}\bar{\psi} - \bar{Q}\|^2$ is closed, convex and non-empty (in particular (18) admits at least one solution).
- If \mathcal{K} is injective and admits a left inverse denoted by \mathcal{K}^{-1} , then the unique solution of (18) is $\bar{\psi} = \mathcal{K}^{-1}\bar{Q}$.

The space $\text{Im } \mathcal{K} \oplus (\text{Im } \mathcal{K})^\perp$ being dense in Y , we assume in the following that \bar{Q} lies in this set. In section 3.4, we prove the following proposition.

Theorem 3.1. *The operator \mathcal{K} is injective.*

Therefore, the problem (18) admits exactly one solution. However, numerically computing this solution remains challenging, because the problem is still ill-posed. Indeed, the operator \mathcal{K} is compact, as an integral operator with square-integrable kernel. Hence, its left-inverse can not be continuous, which implies that any small measurement noise on \bar{Q} leads to a major perturbation of the estimated renormalized PSD $\bar{\psi}$. To tackle this issue, a typical approach is the Tikhonov regularization procedure.

Proposition 3.2 (see, e.g., [17]). *For any $\delta > 0$, the minimization problem*

$$\text{Find } \bar{\psi} \in X \text{ minimizing } \|\mathcal{K}\bar{\psi} - \bar{Q}\|^2 + \delta\|\bar{\psi}\|^2. \quad (20)$$

admits a unique solution, which depends continuously on \bar{Q} .

The Tikhonov regularization consists in replacing the ill-posed problem (18) by the well-posed (20). The parameter δ is called the *regularization parameter*. Letting δ tend towards zero, we recover the original problem (18). As δ tends towards infinity, the solution of (20) tends towards zero. The choice of δ is a trade-off: the regularized problem must be sufficiently close to the original problem (δ sufficiently small) to have a similar solution, but not too close to remain robust to measurement noise (δ sufficiently large). It must be experimentally selected. One can interpret δ as a confidence measure: the more uncertain the sensor is, the larger δ should be. Finally, since $\bar{\psi}$ is known to be a probability density function, one can constrain the minimization problem:

$$\text{Find } \bar{\psi} \in X \text{ minimizing } \|\mathcal{K}\bar{\psi} - \bar{Q}\|^2 + \delta\|\bar{\psi}\|^2 \text{ subject to } \bar{\psi} \geq 0. \quad (21)$$

Denoting by $\bar{\psi}$ the solution of this latter problem, we now aim to find the PSD ψ .

3.2 Estimation of the number of particles with solid concentration

In this section, we propose to estimate $\int_{r_{\min}}^{r_{\max}} \psi(r) dr$ by using a measurement of the solid concentration C_s (in kg of solid per kg of solvent). Let ρ_s (in $\text{kg}\cdot\text{m}^{-3}$) be the density of the solute in solid phase, M_e be the solvent mass (in kg), and V_s (in m^3) be the volume occupied by the particles in the reactor. Then $C_s = \frac{\rho_s}{M_e} V_s$ and

$$V_s = \frac{4\pi}{3}\eta \int_{r_{\min}}^{r_{\max}} \psi(r)r^3 dr = \frac{4\pi}{3}\eta \int_{r_{\min}}^{r_{\max}} \bar{\psi}(r)r^3 dr \int_{r_{\min}}^{r_{\max}} \psi(r) dr. \quad (22)$$

Using the estimation of $\bar{\psi}$ obtained in the previous step, we get

$$\int_{r_{\min}}^{r_{\max}} \psi(r) dr = \frac{3}{4\pi\eta} \frac{M_e}{\rho_s} \frac{C_s}{\int_{r_{\min}}^{r_{\max}} \bar{\psi}(r)r^3 dr}. \quad (23)$$

Thus, if ρ_s , M_e and η are known, and $\bar{\psi}$ is estimated in the previous step, it is possible to estimate the number of particles per unit of volume with a measurement of the solid concentration.

3.3 Numerical simulations

For simulations, we consider a bi-modal normalized PSD $\bar{\psi}(r)$ of spheroid particles with shape parameter $\eta = 2$ and radius r between $r_{\min} = 1.0 \times 10^{-4}\text{m}$ and $r_{\max} = 3.0 \times 10^{-4}\text{m}$, attaining its maximum at $r = 1.5 \times 10^{-4}\text{m}$ and $r = 2.5 \times 10^{-4}\text{m}$. More precisely, we choose

$$\bar{\psi}(r) = \frac{e^{-30(r-1.5 \times 10^{-4})^2} + e^{-30(r-2.5 \times 10^{-4})^2}}{\int_{1 \times 10^{-4}}^{3 \times 10^{-4}} e^{-30(\rho-1.5 \times 10^{-4})^2} + e^{-30(\rho-2.5 \times 10^{-4})^2} d\rho}. \quad (24)$$

The corresponding CLD \bar{q} satisfies $\bar{Q} = \mathcal{K}\bar{\psi}$, where \bar{Q} is the cumulative CLD. The chord lengths ℓ lie in $[0, \ell_{\max}]$, with $\ell_{\max} = 2r_{\max}\eta = 12\text{mm}$. We add a zero mean Gaussian noise to q with variance deviation of 2% of the maximum of q . Then, we apply the Tikhonov regularization procedure to estimate ψ from the noised CLD q . Intervals $[r_{\min}, r_{\max}]$ and $[0, \ell_{\max}]$ are discretized with 200 equally spaced points. We use three different values of the regularization parameter $\delta (= 10^{-5}, 10^{-3}, 10^{-1})$. We plot the results in Figure 5. For all the

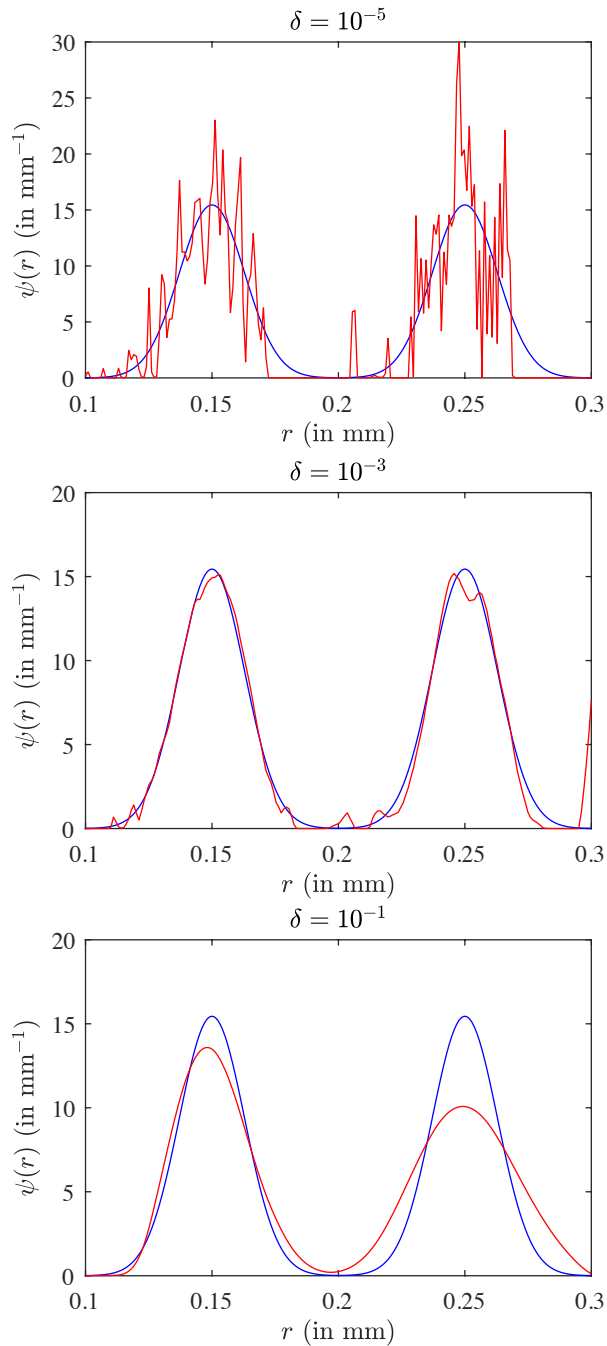


Figure 5: Estimation of the PSD by the Tikhonov regularization method. In blue: the PSD given by (24). In red: the PSD estimated by the Tikhonov regularization method for $\delta = 10^{-5}, 10^{-3}, 10^{-1}$.

considered values of δ , the bi-modality of the PSD is recovered by the estimation. However, when $\delta = 10^{-5}$, the regularization parameter is too small. The discontinuity issues of the non-regularized problem (17) still appear. On the contrary, $\delta = 10^{-1}$ is too large. The regularized problem is too far from the original minimization problem and some information on the amplitude of the PSD is lost. With $\delta = 10^{-3}$, we recover a satisfying estimation of the original PSD by balancing these two effects.

3.4 Injectivity analysis

Let us recall and prove the following statement.

Theorem 3.1. *The operator \mathcal{K} is injective.*

Proof. Let $\psi \in L^2((r_{\min}, r_{\max}); \mathbb{R})$ such that $\mathcal{K}\psi = 0$. Then, for almost every $\ell \in (0, \ell_{\max})$, we have:

$$\begin{aligned} 0 &= \int_{r_{\min}}^{r_{\max}} k(\ell, r)\psi(r) \, dr \\ &= \int_{r_{\min}}^{r_{\max}} \psi(r) \, dr - \int_{r_{\min}}^{r_{\max}} \psi(r) \int_{\phi=0}^{2\pi} \int_{\theta=0}^{\pi} \sqrt{1 - \left(\frac{\ell}{2r}\right)^2} \alpha_{\eta}(\phi, \theta) \frac{\sin \theta}{4\pi} \, d\theta \, d\phi \, dr. \end{aligned} \quad (25)$$

Let us consider the sequence $(\mathcal{K}\psi)^{(2n)}(0)$. It can be computed using differentiation of the parameter integral. The function $\ell \mapsto \sqrt{1 - \left(\frac{\ell}{2r}\right)^2} \alpha$ is analytic at 0, and we have (from the series expansion of $\sqrt{1 - \ell^2}$) that

$$\left. \frac{d^{2n}}{d\ell^{2n}} \sqrt{1 - \left(\frac{\ell}{2r}\right)^2} \alpha \right|_{\ell=0} = \frac{(2n)!}{(n!)^2 (1-2n) 4^{2n}} \frac{\alpha^n}{r^{2n}}$$

Hence, for $n \geq 1$,

$$(\mathcal{K}\psi)^{(2n)}(0) = \frac{(2n)!}{(n!)^2 (1-2n) 4^{2n}} \int_{\phi=0}^{2\pi} \int_{\theta=0}^{\pi} \alpha_{\eta}^n(\phi, \theta) \frac{\sin \theta}{4\pi} \, d\theta \, d\phi \int_{r_{\min}}^{r_{\max}} \frac{\psi(r)}{r^{2n}} \, dr.$$

Let us denote

$$a_n(\eta) = \int_{\phi=0}^{2\pi} \int_{\theta=0}^{\pi} \alpha_{\eta}^n(\phi, \theta) \frac{\sin \theta}{4\pi} \, d\theta \, d\phi, \quad b_n = \frac{(2n)!}{(n!)^2 (1-2n) 4^{2n}}$$

so that

$$(\mathcal{K}\psi)^{(2n)}(0) = a_n(\eta) b_n \int_{r_{\min}}^{r_{\max}} \frac{\psi(r)}{r^{2n}} \, dr.$$

Since $\mathcal{K}\psi$ is constantly equal to 0, $\mathcal{K}\psi^{(2n)}(0) = 0$ for all $n \in \mathbb{N}^*$. Since $a_n(\eta) b_n > 0$ for all $\eta > 0$ and all $n \in \mathbb{N}^*$, having $(\mathcal{K}\psi)^{(2n)}(0) = 0$ for all $n \in \mathbb{N}^*$ implies that

$$\int_{r_{\min}}^{r_{\max}} \frac{\psi(r)}{r^{2n}} \, dr = 0 \quad \forall n \in \mathbb{N}^*.$$

The family $\left(r \mapsto \frac{1}{r^{2n}}\right)_{n \in \mathbb{N}^*}$ is total in $L^2((r_{\min}, r_{\max}); \mathbb{R})$ since $r_{\min} > 0$ (see [9, Section 6]), which implies that $\psi(r) = 0$ for all $r \in [r_{\min}, r_{\max}]$. \blacksquare

4 A dynamical observer for the multi-shape CLD-to-PSD problem

In this section, we consider that spheroids of different shape factors η_i , $i \in \{1, \dots, N\}$ are in the reactor at the same time. The PSD associated to each shape is denoted by ψ_i . This situation frequently occurs in batch crystallization processes: crystals with different shapes appear during the process due to polymorphism. Then, the CLD data collected by the sensor is the sum of the CLDs associated to each PSD. More precisely, with the notations of (12), the measured cumulative CLD Q satisfies

$$Q(\ell) = \sum_{i=1}^N \kappa_i \int_{r_{\min}}^{r_{\max}} k_i(\ell, r) \psi_i(r) dr, \quad (26)$$

where k_i is the kernel defined in (14) with $\eta = \eta_i$ and

$$\kappa_i = \frac{\int_0^{\ell_{\max}} q(\ell) d\ell}{\int_{r_{\min}}^{r_{\max}} \psi_i(r) dr}.$$

Then, a natural question to ask is: is it possible to reconstruct $\kappa_i \psi_i$ from the knowledge of Q , as it is done in the case $N = 1$ in the previous section? Unfortunately, when $N > 1$, the operator

$$\begin{aligned} \mathcal{K} : \quad X^N &\longrightarrow Y \\ (\bar{\psi}_i)_{1 \leq i \leq N} &\longmapsto \left(\ell \mapsto \sum_{i=1}^N \int_{r_{\min}}^{r_{\max}} k_i(\ell, r) \bar{\psi}_i(r) dr \right) \end{aligned}$$

may not be injective. Indeed, the different PSDs are intertwined in the CLD. In particular, in the case where $\eta_i = \eta_j$ for some $i \neq j$, there is no way to differentiate the part of the CLD due to ψ_i and the part due to ψ_j . Therefore, applying the Tikhonov regularization procedure in this case is not a convenient approach.

However, in the case of a crystallization process, there is one more information that we can use to reconstruct PSD from CLD: a model of the PSD dynamics, based on a population balance equation. Hence, the goal of this section is to estimate the PSD using a dynamical model of crystallization process, and a measure of the CLD over a finite time interval. To do so, we will use a new approach based on the BFN algorithm. Let us first determine the population balance equation.

4.1 Population balance

We consider an elementary model of a batch crystallization process occurring on a time window $[0, t_{\max}]$ (in s) (see *e.g.*, [24, 27]). Polymorphism is a common phenomenon that may occur during crystallization: crystals may have several metastable shapes. We assume that only a finite number N of shapes may appear during the process, and that each of these shapes can be modeled as an ellipsoid. As in section 2.1, an ellipsoid is fully characterized by a radius r (in m) and an adimensional shape parameter η . To each shape $i \in \{1, \dots, N\}$, we associate a parameter η_i . We denote by $\psi_i(t, \cdot)$ (in $\text{m}^{-1} \cdot \text{m}^{-3}$) the PSD of particles having the shape i at time t in the reactor, so that $\int_{r_1}^{r_2} \psi_i(t, r) dx$ (in m^{-3}) is the number of crystals in the reactor at time t having the shape i and a radius r between r_1 and r_2 . Let r_{\max} be a maximal radius that no crystals of any shape can reach during the process (such as the size of the reactor):

$$\psi_i(t, r_{\max}) = 0, \quad \forall t \in [0, t_{\max}], \quad \forall i \in \{1, \dots, N\}. \quad (27)$$

We assume that all crystals of all shapes appear at the same minimal radius r_{\min} , and denote by $u_i(t)$ (in $\text{m}^{-1} \cdot \text{m}^{-3}$) the appearance of particles of size r_{\min} and shape i at time t :

$$\psi_i(t, r_{\min}) = u_i(t), \quad \forall t \in [0, t_{\max}]. \quad (28)$$

The function u_i is linked to the nucleation rate R_i (in $\text{m}^{-3} \cdot \text{s}^{-1}$) and the growth rate G_i (in $\text{m} \cdot \text{s}^{-1}$) of crystals of shape i by the following formula:

$$u_i(t) = \frac{R_i(t)}{G_i(t)}, \quad \forall i \in \{1, \dots, N\}. \quad (29)$$

The growth rate is supposed to be positive at any time. Considering McCabe hypothesis, G_i is independent of the crystals size (but depends on the shape). Assuming that the different shapes do not interact with each other, the population balance leads to

$$\frac{\partial \psi_i}{\partial t}(t, r) + G_i(t) \frac{\partial \psi_i}{\partial r}(t, r) = 0, \quad \forall i \in \{1, \dots, N\}. \quad (30)$$

Finally, assume that seed particles with PSD $\psi_{i,0}$ for each shape i may lie in the reactor at time $t = 0$:

$$\psi_i(0, r) = \psi_{i,0}(r), \quad \forall r \in [r_{\min}, r_{\max}]. \quad (31)$$

To summarize, the evolution of the PSD through the process follows the set of partial differential equations (PDEs)

$$\forall i \in \{1, \dots, N\}, \quad \begin{cases} \frac{\partial \psi_i}{\partial t}(t, r) + G_i(t) \frac{\partial \psi_i}{\partial r}(t, r) = 0 & \forall t \in (0, t_{\max}), \forall r \in (r_{\min}, r_{\max}) \\ \psi_i(0, r) = \psi_{0,i}(r) & \forall r \in [r_{\min}, r_{\max}] \\ \psi_i(t, r_{\min}) = u_i(t) & \forall t \in [0, t_{\max}] \end{cases} \quad (32)$$

with the additional boundary conditions (27).

Since u_i is not supposed to be measured, it is part of the unknown data to be reconstructed. Define $\psi_i(t, r)$ for $r_{\min} - \int_t^{t+t_{\max}} G_i(s) ds \leq r \leq r_{\min}$ in the following manner:

$$\psi_i(t, r) = u_i(t + \tau) \text{ with } \tau \geq 0 \text{ such that } \int_t^{t+\tau} G_i(s) ds = r_{\min} - r. \quad (33)$$

Roughly speaking, $\psi_i(t, r)$ for $r < r_{\min}$ represents crystals that did not yet appear at time t , but will appear later at some time $t + \tau$. If $t + \tau > t_{\max}$, set $\psi_i(t, r) = 0$. Combining all the PSDs in a unique vector $\psi = (\psi_i)_{1 \leq i \leq N}$, $G(t) = \text{diag}((G_i(t))_{1 \leq i \leq N})$ and $\psi_0(r) = (\psi_{0,i}(r))_{1 \leq i \leq N}$, system (32) can be rewritten as

$$\begin{cases} \frac{\partial \psi}{\partial t}(t, r) + G(t) \frac{\partial \psi}{\partial r}(t, r) = 0 & \forall t \in (0, t_{\max}), \forall r \in (r_0, r_1) \\ \psi(0, r) = \psi_0(r) & \forall r \in [r_0, r_1] \end{cases} \quad (34)$$

where $r_0 = r_{\min} - \max_{1 \leq i \leq N} \int_0^{t_{\max}} G_i(s) ds$ and $r_1 = r_{\max}$ and with periodic boundary conditions $\psi(t, r_{\min}) = \psi(t, r_{\max})$ (since the right boundary term does not influence $\psi(t, r)$ for $r > r_{\min}$ and $t \leq t_{\max}$). Then, any solution ψ of (34) is such that $\psi(t, r)$ is the corresponding solution of (32) when restricted to $t \in [0, t_{\max}]$ and $r \in [r_{\min}, r_{\max}]$.

Proposition 4.1 (Well-posedness). *If G_i is positive and C^1 , $\psi_{0,i} \in L^2((r_{\min}, r_{\max}); \mathbb{R})$ and $u_i \in L^2((0, t_{\max}); \mathbb{R})$ for all $i \in \{1, \dots, N\}$, then system (34) admits a unique solution $\psi \in C^0((0, t_{\max}); L^2((r_0, r_1); \mathbb{R})^N)$.*

Proof. The proof relies on the theory of linear evolution systems (see *e.g.* [30]). Let $X = L^2((r_0, r_1); \mathbb{R})$ and $\mathcal{D} = \{\psi \in X \mid \psi' \in X, \psi(r_0) = \psi(r_1)\}$. The operator $-G(t) \frac{\partial}{\partial r} : \mathcal{D}^N \rightarrow X^N$ is linear, unbounded, and skew-adjoint for all $t \in [0, t_{\max}]$. Since G is C^1 , $t \mapsto -G(t) \frac{\partial \psi}{\partial r}$ is continuously differentiable for all $\psi \in \mathcal{D}^N$. Hence, according to [30, Chapter 5, Theorem 4.8], it is the generator of a bidirectional evolution system on X^N . In particular, (34) admits a unique solution $\psi \in C^0((0, t_{\max}); X^N)$ for each $\psi_0 \in X^N$. ■

4.2 Back and Forth Nudging algorithm

Abusing notations, let us replace $\kappa_i \psi_i$ by ψ_i , which satisfies the same PDE (32). Suppose that κ_i is independent of time for all i , that is, the ratio between the number of particles and the number of chords seen by the sensor is constant. Our goal is to estimate $\psi(t, r) = (\psi_i(t, r))_{1 \leq i \leq N}$ from the knowledge of the cumulative CLD $Q(t, \ell)$ over the time interval $[0, t_{\max}]$, given by

$$Q(t, \ell) = \sum_{i=1}^N \int_{r_{\min}}^{r_{\max}} k_i(\ell, r) \psi_i(t, r) dr. \quad (35)$$

Let $X = L^2((r_0, r_1); \mathbb{R})$, $\ell_{\max} = 2r_{\max} \max_{1 \leq i \leq N}(\eta_i)$ and $Y = L^2((0, \ell_{\max}); \mathbb{R})$, so that $Q(t, \cdot) \in Y$ for all $t \in [0, t_{\max}]$. Define the operator

$$\begin{aligned} \mathcal{K} : X^N &\longrightarrow Y \\ \psi &\longmapsto \left(\ell \mapsto \sum_{i=1}^N \int_{r_{\min}}^{r_{\max}} k_i(\ell, r) \psi_i(r) dr \right). \end{aligned}$$

Its adjoint operator is

$$\begin{aligned} \mathcal{K}^* : Y &\longrightarrow X^N \\ Q &\longmapsto \left(r \mapsto \int_0^{\ell_{\max}} k_i(\ell, r) Q(\ell) d\ell \right)_{1 \leq i \leq N} \end{aligned}$$

with $k_i(\ell, r) = 0$ for $r \notin [r_{\min}, r_{\max}]$ or $\ell \notin [0, 2r_{\max}\eta_i]$.

Since the operator \mathcal{K} may not be injective, trying to invert it to recover ψ from Q at each time t is not a suitable approach, and we rather make use of the dynamics (34). To do so, we apply the so-called BFN algorithm. It is an iterative method based on forward and backward dynamical observers. Usually, observers are used in control engineering to estimate the state of a system online by using the measure. They are designed to converge towards the real state of the system over an infinite time interval. On the contrary, BFN algorithm makes use of observers forward and backward on a finite time window. Each observer using the estimation made by the previous one, they are supposed to converge iteratively to the real state of the system. More precisely, we use the BFN algorithm proposed in [9], based on Luenberger forward and backward observers. In our context, the observer system is the following, where $\mu > 0$ is a degree of freedom:

$$\begin{cases} \frac{\partial \hat{\psi}^{2n}}{\partial t}(t, r) = -G(t) \frac{\partial \hat{\psi}^{2n}}{\partial r}(t, r) - \mu \mathcal{K}^*(\mathcal{K} \hat{\psi}^{2n}(t, \cdot) - \bar{Q}(t, \cdot)) & \forall t \in (0, t_{\max}), \forall r \in (r_0, r_1) \\ \hat{\psi}^{2n}(0, r) = \begin{cases} \hat{\psi}^{2n-1}(0, r) & \text{if } n \geq 1 \\ \hat{\psi}_0(r) & \text{otherwise} \end{cases} & \forall r \in (r_0, r_1) \end{cases} \quad (36)$$

$$\begin{cases} \frac{\partial \hat{\psi}^{2n+1}}{\partial t}(t, r) = -G(t) \frac{\partial \hat{\psi}^{2n+1}}{\partial r}(t, r) + \mu \mathcal{K}^*(\mathcal{K} \hat{\psi}^{2n+1}(t, \cdot) - \bar{Q}(t, \cdot)) & \forall t \in (0, t_{\max}), \forall r \in (r_0, r_1) \\ \hat{\psi}^{2n+1}(t_{\max}, r) = \hat{\psi}^{2n}(t_{\max}, r) & \forall r \in (r_0, r_1) \end{cases} \quad (37)$$

In this system, $\hat{\psi}^n(t, r)$ is the estimation of the actual PSD $\psi(t, r)$ obtained after n iterations of the algorithm. Note that the algorithm relies only on the knowledge of the normalized CLD $\bar{Q}(t, \ell)$ on the time interval $[0, t_{\max}]$. The following theorem ensures the convergence of $\hat{\psi}^n$ to ψ .

Theorem 4.2. *Assume that for all $\psi_0 \in X$, the following implication is satisfied:*

$$(\forall t \in [0, t_{\max}], \mathcal{K}\psi(t, \cdot) = 0) \implies \psi_0 = 0, \quad (38)$$

where ψ denotes the solution of (34) with initial condition ψ_0 . Then, for all $\mu > 0$, all $t \in [0, t_{\max}]$ and almost all $r \in [r_0, r_1]$,

$$\hat{\psi}^n(t, r) \xrightarrow{n \rightarrow +\infty} \psi(t, r). \quad (39)$$

Proof. This result is an application of [9, Theorem 3.9.(i)]. Let $X = L^2((r_0, r_1); \mathbb{R})$ and $\mathcal{D} = \{\psi \in X \mid \psi' \in X, \psi(r_0) = \psi(r_1)\}$. As in Proposition 4.1, $-G(t) \frac{\partial}{\partial r} : \mathcal{D}^N \rightarrow X^N$ is skew-adjoint for all $t \in [0, t_{\max}]$. Moreover, (38) states that (34) with output $\mathcal{K}\psi$ is observable, that is, its observable subspace is X . Hence, all the hypotheses of [9, Theorem 3.9.(i)] are satisfied, so that the BFN algorithm converges to the actual state of the system as the number of iterations goes to infinity. ■

Condition (38) is an *observability* condition, and can be reformulated in the following way. If two initial conditions ψ_0 and $\tilde{\psi}_0$ (i.e., $(u_i), (\psi_{0,i}), (\tilde{u}_i), (\tilde{\psi}_{0,i}), 1 \leq i \leq N$) are such that the corresponding cumulative CLDs Q and \tilde{Q} are the same on the whole time interval $[0, t_{\max}]$, then $\psi_0 = \tilde{\psi}_0$, which implies that the two PSDs are also the same on $[0, t_{\max}]$. Indeed, by taking the difference $\psi - \tilde{\psi}$, we recover (38). Hence, the main question to investigate is now: when does the observability condition (38) holds? In some crystallization processes, there are two shapes of crystals of the same species appearing simultaneously in the reactor due to polymorphism. Frequently, one of these shapes is almost spherical, and the other is very elongated (see Figure 6 and the experiments of [11] for example). One of the main results of the paper is that in this case, the system is observable. Hence, according to Theorem 4.2, the BFN algorithm is able to estimate the actual PSD of each shape from the knowledge of the CLD during the process. The proof of the result is postponed in appendix A.

Theorem 4.3. *Consider two clusters of crystals ($N = 2$) with shapes $\eta_1 = 1$ and $\eta_2 > 1$. Assume that their growth rate have constant ratio $\frac{g_1}{g_2}$, i.e., $g_2 G_1(t) = g_1 G_2(t)$ for all $t \in [0, t_{\max}]$. Then for all $\psi_0 \in H^2(r_0, r_1)$ satisfying the boundary condition (27),*

$$(\forall t \in [0, t_{\max}], \mathcal{K}\psi(t, \cdot) = 0) \implies \psi_0 = 0, \quad (40)$$

Remark 4.4. The time $t_{\max} > 0$ is not necessarily the duration of the full process, it can theoretically be chosen as small as desired. This property is called “small time” observability. Even if the knowledge of the CLD at a fixed time t is not sufficient to estimate the corresponding PSD, measuring the CLD on a small time interval $[t, t + dt]$ on which the process occurs is sufficient to estimate the PSD on this same interval.

4.3 Numerical simulations

For the numerical simulations, we consider the set of parameters given in Table 1. Simulations of (34) and (36)-(37) are performed with forward/backward finite differences, with spacing $dx = \frac{1}{100}$ for ψ_1 with growth rate G_1 and $dx = \frac{1}{50}$ for ψ_2 with growth rate G_2 . We fix




Figure 6: Simulated suspension of ideal particles of two shapes, distributed in size: spheres ($\eta = 1$, in green) and prolate spheroids ($\eta = 6$, in yellow), in a cubic volume of 1cm^3 .

$r_{\min} = 1.0 \times 10^{-4}\text{m}$	$r_{\max} = 2.0 \times 10^{-4}\text{m}$	$t_{\max} = 1\text{h}$	$N = 2$
$G_1 = 1.0 \times 10^{-4}\text{m}\cdot\text{h}^{-1}$	$G_2 = 2.0 \times 10^{-4}\text{m}\cdot\text{h}^{-1}$	$\eta_1 = 1$	$\eta_2 = 2$

Table 1: Parameters of the numerical simulation of the BFN algorithm.

$\psi_1 = \psi_2 = 0$ at the initial time $t = 0$, and choose the nucleation rates u_1 and u_2 such that, at time $t = 1\text{h}$, we have (see blue line on Figure 7)

$$\psi_1(t_{\max}, r) = \psi_2(t_{\max}, r) = \frac{e^{-30(r-1.5 \times 10^{-4})^2}}{\int_{1 \times 10^{-4}}^{2 \times 10^{-4}} e^{-30(\rho-1.5 \times 10^{-4})^2} d\rho}. \quad (41)$$

The BFN algorithm is initialized at $\hat{\psi}_1 = \hat{\psi}_2 = 0$. On Figure 7, we plot the estimations $\hat{\psi}_1$ and $\hat{\psi}_2$ obtained by BFN after $2n = 20$ and 100 iterations. After 20 iterations, the shape of the two PSDs is already well estimated. After 100 iterations, the estimation of ψ_2 is far more accurate. The error between the actual PSD and the estimation made by BFN, given by

$$\|\varepsilon^{2n}(t)\|_{L^2}^2 = \int_{1 \times 10^{-4}}^{2 \times 10^{-4}} \left(\psi_1(t, r) - \hat{\psi}_1^{2n}(t, r) \right)^2 + \left(\psi_2(t, r) - \hat{\psi}_2^{2n}(t, r) \right)^2 dr, \quad (42)$$

is plotted in Figure 8. Applying a linear regression for $2n \geq 30$, the rate of convergence is estimated as $\|\varepsilon^{2n}(t)\|_{L^2} \approx 0.156 \times 0.986^n$.

5 Conclusion

In this paper, a new expression of the CLD associated to a PSD of spheroid-like particles has been found. Using this model, two inversion procedures were proposed. In the single-shape case, we proved the injectivity of the PSD-to-CLD operator. With a direct inversion method based on a Tikhonov regularization procedure, we were able to recover the PSD from the CLD in numerical simulations. In the multi-shape case, we relied on an evolution model of a batch

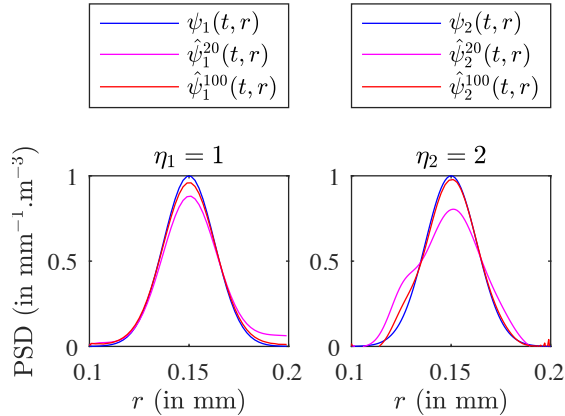


Figure 7: PSDs ψ_1 and ψ_2 at time $t = 1$ h and their estimation obtained by the BFN algorithm after $2n = 20$ and 100 iterations.

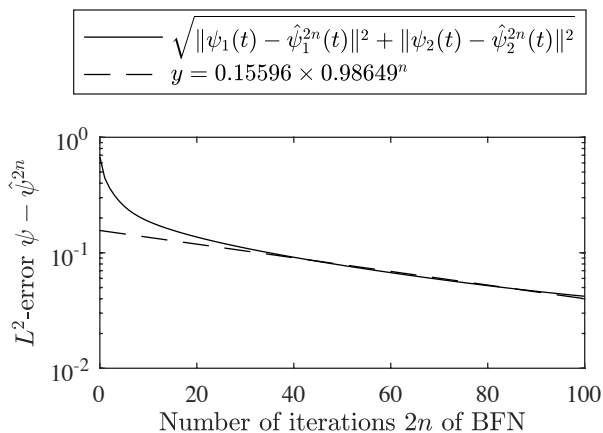


Figure 8: Evolution of the absolute error between the actual PSDs ψ_1 and ψ_2 at time $t = 1$ h and the estimations $\hat{\psi}_1^{2n}$ and $\hat{\psi}_2^{2n}$ obtained by (36)-(37) through iterations of the BFN algorithm.

crystallization process to propose a new strategy for the CLD-to-PSD problem based on the BFN algorithm. We proved the convergence of the observer when two shapes of crystals coexist in the reactor: spheres and elongated spheroids, and numerically implemented this method. The promising results obtained on simple numerically simulated PSDs, although preliminary, suggest possible applications of these methods to experimental data, that we hope will benefit from this theoretical study.

Acknowledgments

The authors would like to thank V. Andrieu, É. Chabanon, É. Gagnière, U. Serres for many fruitful discussions.

This research was partially funded by the French Grant ANR ODISSE (ANR-19-CE48-0004-01).

A Observability analysis

In this appendix, we prove the observability result.

Theorem 4.3. *Consider two clusters of crystals ($N = 2$) with shapes $\eta_1 = 1$ and $\eta_2 > 1$. Assume that their growth rate have constant ratio $\frac{g_1}{g_2}$, i.e., $g_2 G_1(t) = g_1 G_2(t)$ for all $t \in [0, t_{\max}]$. Then for all $\psi_0 \in H^2(r_0, r_1)$ satisfying the boundary condition (27),*

$$(\forall t \in [0, t_{\max}], \mathcal{K}\psi(t, \cdot) = 0) \implies \psi_0 = 0, \quad (40)$$

Since t_{\max} can be chosen as small as desired (see remark 4.4), we actually show that if $\psi_0 \neq 0$, the set of times $t \in [0, t_{\max}]$ such that $\mathcal{K}\psi(t) \neq 0$ is dense in $[0, t_{\max}]$. Moreover, $\mathcal{K}\psi = \mathcal{K}_1\psi_1 + \mathcal{K}_2\psi_2$, where

$$\begin{aligned} \mathcal{K}_i : L^2((r_{\min}, r_{\max}); \mathbb{R}) &\longrightarrow L^2((0, \ell_{\max}); \mathbb{R}) \\ \psi &\longmapsto \left(\ell \mapsto \int_{r_{\min}}^{r_{\max}} k_i(\ell, r) \psi(r) dr \right) \end{aligned}$$

Hence, proving (40) is equivalent to proving that if $\psi_1(t, \cdot) = \mathcal{K}_2\psi_2(t, \cdot)$ for all $t \in [0, t_{\max}]$, then $\psi_1(t, r) = \psi_2(t, r) = 0$ for all $t \in [0, t_{\max}]$ and all $r \in [r_{\min}, r_{\max}]$. The proof relies on properties of the successive derivatives of $\mathcal{K}_i\psi_i$.

Let $\mathcal{F} : L^2((r_{\min}, r_{\max}); \mathbb{R}) \rightarrow \mathbb{R}^{\mathbb{N}^*}$ be the linear map such that

$$\mathcal{F}_n(\psi) = (\mathcal{F}(\psi))_n = \int_{r_{\min}}^{r_{\max}} \frac{\psi(r)}{r^{2n}} dr, \quad \forall \psi \in L^2((r_{\min}, r_{\max}); \mathbb{R}), n \in \mathbb{N}^*.$$

For all $\eta > 0$, recall the definitions of section 3.4:

$$a_n(\eta) = \int_{\phi=0}^{2\pi} \int_{\theta=0}^{\pi} \alpha_{\eta}^n(\phi, \theta) \frac{\sin \theta}{4\pi} d\theta d\phi, \quad b_n = \frac{(2n)!}{(n!)^2(1-2n)4^{2n}}.$$

Let $\mathcal{A}(\eta)$ and \mathcal{B} be the linear endomorphisms on $\mathbb{R}^{\mathbb{N}^*}$ such that, for any $(u_n)_{n \in \mathbb{N}^*}$

$$(\mathcal{A}(\eta)u)_n = a_n(\eta)u_n, \quad (\mathcal{B}u)_n = b_n u_n.$$

Then

$$\left((\mathcal{K}_i\psi)^{(2n)}(0) \right)_{n \in \mathbb{N}^*} = \mathcal{B}\mathcal{A}(\eta_i)\mathcal{F}\psi.$$

Lemma A.1 (Asymptotic properties of (a_n)). *The sequence $(a_n(\eta))_{n \in \mathbb{N}}$ is such that*

$$\lim_{n \rightarrow \infty} \frac{a_{n+1}(\eta)}{a_n(\eta)} = \begin{cases} 1 & \text{if } \eta \geq 1, \\ \frac{1}{\eta^2} & \text{if } \eta < 1. \end{cases}$$

Furthermore, $a_n(\eta) > \sqrt{\pi/n}$ and if $\eta > 1$ then $a_n(\eta) \rightarrow 0$.

Proof. Recall that $\alpha_{\eta}(\phi, \theta) = \frac{\cos^2 \phi}{\cos^2 \theta + \eta^2 \sin^2 \theta} + \sin^2 \phi$. Then

$$\|\alpha_{\eta}\|_{\infty} = \max_{\substack{\phi \in [0, 2\pi] \\ \theta \in [0, \pi]}} \alpha_{\eta}(\phi, \theta) = \begin{cases} 1 & \text{if } \eta \geq 1, \\ \frac{1}{\eta^2} & \text{if } \eta < 1. \end{cases}$$

Recall that $\frac{\sin \theta}{4\pi}$ is the density of a probability measure μ on $(\phi, \theta) \in [0, 2\pi] \times [0, \pi]$. If we denote by \mathbb{E}_{μ} the expected value with respect to μ , we obtain $a_n(\eta) = \mathbb{E}_{\mu}(\alpha_{\eta}^n)$. Then

$$a_{n+1}(\eta) = \mathbb{E}_{\mu}(\alpha_{\eta}^{n+1}) \leq \|\alpha_{\eta}\|_{\infty} \mathbb{E}_{\mu}(\alpha_{\eta}^n) = \|\alpha_{\eta}\|_{\infty} a_n(\eta).$$

On the other hand, $a_{n+1}(\eta) = \mathbb{E}_\mu \left(\left(\alpha_\eta^n \right)^{\frac{n+1}{n}} \right)$. Notice that the function $x \mapsto x^{\frac{n+1}{n}} = x^{1+\frac{1}{n}}$ is convex. Hence, Jensen's inequality implies

$$a_{n+1}(\eta) = \mathbb{E}_\mu \left(\left(\alpha_\eta^n \right)^{\frac{n+1}{n}} \right) \geq \left(\mathbb{E}_\mu \left(\alpha_\eta^n \right) \right)^{1+\frac{1}{n}} = (a_n(\eta))^{1+\frac{1}{n}}$$

Thus $(a_n(\eta))^{\frac{1}{n}} \leq \frac{a_{n+1}(\eta)}{a_n(\eta)} \leq \|\alpha_\eta\|_\infty$. Since μ is a probability measure,

$$(a_n(\eta))^{\frac{1}{n}} = \left(\mathbb{E}_\mu \left(\alpha_\eta^n \right) \right)^{\frac{1}{n}} = \|\alpha_\eta\|_{L^n(\mu)} \xrightarrow{n \rightarrow \infty} \|\alpha_\eta\|_{L^\infty(\mu)} = \|\alpha_\eta\|_\infty,$$

which concludes the proof of the first stated limit.

Regarding the supplementary asymptotic information, we first have naturally

$$a_n(\eta) \geq \int_0^{2\pi} \sin^{2n} \phi \, d\phi = 2\pi \frac{(2n)!}{2^{2n}(n!)^2} \sim 2\sqrt{\frac{\pi}{n}}.$$

The last limit stated is a consequence of Lebesgue's dominated convergence theorem, since $\alpha_\eta^n(\phi, \theta) \xrightarrow{n \rightarrow \infty} 0$ for all (θ, ϕ) such that $\phi \neq k\pi$, $k \in \mathbb{Z}$, (in which case $\alpha_\eta^n(\phi, \theta) = 1$), and $0 \leq \alpha_\eta^n(\phi, \theta) \leq 1$. \blacksquare

Regarding the map \mathcal{F} , we have the following lemma.

Lemma A.2. *Let ψ be continuous and such that $\psi(r_{\min}) \neq 0$. Then*

$$\int_{r_{\min}}^{r_{\max}} \frac{\psi(r)}{r^{2n}} \, dr \sim \frac{\psi(r_{\min})}{2nr_{\min}^{2n-1}}.$$

Proof. Without loss of generality, we can assume that $\psi(r_{\min}) > 0$. Let $\mu \in (0, 1)$, then by continuity of ψ , there exists $R \in (r_{\min}, r_{\max}]$ such that for all $r \in [r_{\min}, R)$, $\psi(r) \in (\psi(r_{\min})(1 - \mu), \psi(r_{\min})(1 + \mu))$. Then

$$\begin{aligned} \int_{r_{\min}}^{r_{\max}} \frac{\psi(r)}{r^{2n}} \, dr &= \int_{r_{\min}}^R \frac{\psi(r)}{r^{2n}} \, dr + \int_R^{r_{\max}} \frac{\psi(r)}{r^{2n}} \, dr \\ \left| \int_R^{r_{\max}} \frac{\psi(r)}{r^{2n}} \, dr \right| &\leq \frac{1}{2n-1} \frac{\|\psi\|_\infty}{R^{2n-1}}. \end{aligned}$$

On the other hand,

$$\left| \int_{r_{\min}}^R \frac{\psi(r)}{r^{2n}} \, dr - \frac{\psi(r_{\min})}{2nr_{\min}^{2n-1}} \right| \leq \frac{\psi(r_{\min})}{2n(2n-1)r_{\min}^{2n-1}} + \frac{\mu\psi(r_{\min})}{(2n-1)r_{\min}^{2n-1}} + \frac{\psi(r_{\min})(1+\mu)}{(2n-1)R^{2n-1}}.$$

As a consequence,

$$\begin{aligned} \left| \frac{2nr_{\min}^{2n+1}}{\psi(r_{\min})} \int_{r_{\min}}^{r_{\max}} \frac{\psi(r)}{r^{2n}} \, dr - 1 \right| &\leq \mu \frac{2n}{2n-1} + \frac{1}{2n-1} + \frac{(1+\mu)2n}{(2n-1)} \left(\frac{r_{\min}}{R} \right)^{2n-1} \\ &\quad + \frac{2n}{2n-1} \frac{\|\psi\|_\infty}{\psi(r_{\min})} \left(\frac{r_{\min}}{r_{\max}} \right)^{2n-1}. \end{aligned}$$

The right-hand side has limit μ for any μ (independently of the value of R , which is always larger than r_{\min}), hence the left hand side has limit 0. \blacksquare

By integration by parts, we can obtain a corollary.

Corollary A.3. *Let ψ be continuously differentiable and such that $\psi(r_{\min}) = \psi(r_{\max}) = 0, \psi'(r_{\min}) \neq 0$. Then*

$$\int_{r_{\min}}^{r_{\max}} \frac{\psi(r)}{r^{2n}} dr \sim \frac{\psi'(r_{\min})}{4n^2 r_{\min}^{2n-1}}.$$

These last two results allow to prove the following statement.

Proposition A.4. *There are no solutions ψ_1, ψ_2 to $\mathcal{F}(\psi_1) = \mathcal{A}(\eta)\mathcal{F}(\psi_2)$ (with $\psi_i(r_{\max}) = 0$) such that $\psi_1(r_{\min}), \partial_r \psi_1(r_{\min}), \psi_2(r_{\min}), \partial_r \psi_2(r_{\min})$ are not all equal to 0.*

Proof. According to Lemmas A.1-A.2 and Corollary A.3, if $\psi_1(r_{\min}) \neq 0$, then $r_{\min}^{2n-1}\mathcal{F}_n(\psi_i)$ converges to 0 slower than $r_{\min}^{2n-1}a_n(\eta)\mathcal{F}_n(\psi_2)$, since $a_n(\eta) \rightarrow 0$. On the other hand, if $\psi_1(r_{\min}) = 0$ then having $\psi_2(r_{\min}) \neq 0$ implies that $a_n(\eta)r_{\min}^{2n-1}\mathcal{F}_n(\psi_2)$ now converges slower than $r_{\min}^{2n-1}\mathcal{F}_n(\psi_1)$ since $a_n(\eta) \geq 2\sqrt{\pi/n}$. Hence this implies that we must also have $\psi_2(r_{\min}) = 0$. The same argument repeated on the derivatives yields the statement. \blacksquare

In this first case, observability is proved by a sort of injectivity argument, the images of \mathcal{K}_1 and \mathcal{K}_2 are such that their intersection cannot be reached through functions ψ that do not vanish at r_{\min} .

Proposition A.5. *Assume $\eta_1 = 1$ and $\eta_2 = \eta > 1$. If ψ_1, ψ_2 are two non-zero solutions of the transport equation such that for some $\tau \in [0, t_{\max}]$, $\psi_1(\tau), \psi_2(\tau) \in H_0^2(r_{\min}, r_{\max})$, then there exists no $\varepsilon > 0$ such that*

$$\mathcal{K}_1(\psi_1(t)) = \mathcal{K}_2(\psi_2(t)) \quad \forall t \in (\tau - \varepsilon, \tau + \varepsilon) \cap [0, t_{\max}].$$

Proof. By iterated integration by parts, for any $\psi \in H_0^2(r_{\min}, r_{\max})$

$$\int_{r_{\min}}^{r_{\max}} \frac{\psi''(r)}{r^{2n}} dr = \left[\frac{\psi'(r)}{r^{2n}} \right]_{r_{\min}}^{r_{\max}} - \left[2n \frac{\psi(r)}{r^{2n+1}} \right]_{r_{\min}}^{r_{\max}} + 2n(2n+1) \int_{r_{\min}}^{r_{\max}} \frac{\psi(r)}{r^{2n+2}} dr.$$

Hence for both $\psi_i, i \in \{1, 2\}$, at $t = \tau$,

$$\mathcal{F}_n(\psi_i''(\tau)) = 2n(2n+1)\mathcal{F}_{n+1}(\psi_i(\tau)).$$

We prove the result by contradiction. Assume there exists $\varepsilon > 0$ such that

$$\mathcal{K}_1(\psi_1(t)) = \mathcal{K}_2(\psi_2(t)), \quad \forall t \in (\tau - \varepsilon, \tau + \varepsilon) \cap [0, t_{\max}],$$

implies that

$$\mathcal{BA}(\eta_1)\mathcal{F}\psi_1(t) = \mathcal{BA}(\eta_2)\mathcal{F}\psi_2(t), \quad \forall t \in (\tau - \varepsilon, \tau + \varepsilon) \cap [0, t_{\max}], \quad (43)$$

and, term-wise,

$$\mathcal{F}_n(\psi_2(t)) = \frac{a_n(\eta_1)}{a_n(\eta_2)}\mathcal{F}_n(\psi_1(t)), \quad \forall t \in (\tau - \varepsilon, \tau + \varepsilon) \cap [0, t_{\max}], \forall n \in \mathbb{N}^*.$$

On the other hand, equation (43) can be differentiated with respect to time. With

$$\frac{g_i}{G_i(t)} \frac{\partial}{\partial t} \frac{g_i}{G_i(t)} \frac{\partial}{\partial t} \psi_i(t, r) = g_i^2 \frac{\partial^2 \psi_i}{\partial r^2}(t, r) \quad \forall t \in [0, t_{\max}]$$

hence, by the assumption that $g_1/G_1(t) = g_2/G_2(t)$,

$$g_1^2 \mathcal{K}_1 \left(\frac{\partial^2 \psi_1}{\partial r^2}(t) \right) = g_2^2 \mathcal{K}_2 \left(\frac{\partial^2 \psi_2}{\partial r^2}(t) \right), \quad \forall t \in (\tau - \varepsilon, \tau + \varepsilon) \cap [0, t_{\max}].$$

Likewise, this implies

$$g_1^2 \mathcal{B}\mathcal{A}(\eta_1) \mathcal{F} \frac{\partial^2 \psi_1}{\partial r^2}(t) = g_2^2 \mathcal{B}\mathcal{A}(\eta_2) \mathcal{F} \frac{\partial^2 \psi_2}{\partial r^2}(t), \quad \forall t \in (\tau - \varepsilon, \tau + \varepsilon) \cap [0, t_{\max}], \quad (44)$$

and, term-wise,

$$\mathcal{F}_n \left(\frac{\partial^2 \psi_2}{\partial r^2}(t) \right) = \frac{g_1^2 a_n(\eta_1)}{g_2^2 a_n(\eta_2)} \mathcal{F}_n \left(\frac{\partial^2 \psi_1}{\partial r^2}(t) \right), \quad \forall t \in (\tau - \varepsilon, \tau + \varepsilon) \cap [0, t_{\max}], \forall n \in \mathbb{N}^*.$$

Since equations (43)-(44) hold, we have both

$$\begin{aligned} \mathcal{F}_n(\psi_1''(\tau)) &= 2n(2n+1) \mathcal{F}_{n+1}(\psi_1(\tau)), \\ \frac{g_1^2 a_n(\eta_1)}{g_2^2 a_{n+1}(\eta_1)} \frac{a_{n+1}(\eta_2)}{a_n(\eta_2)} \mathcal{F}_n(\psi_1''(\tau)) &= 2n(2n+1) \mathcal{F}_{n+1}(\psi_2(\tau)). \end{aligned}$$

If there isn't an infinity of non-zero terms in $\mathcal{F}\psi_1$, the function ψ_1 must be equal to zero since the family $(r \mapsto 1/r^{2n})_{n \in \mathbb{N}^*}$ is total. Assuming $\psi_1 \neq 0$, then there is an infinity of non zero terms and, up to an extraction $(n_k)_{k \in \mathbb{N}^*}$ such that $\mathcal{F}_{n_k}(\psi_1) \neq 0$ for all $k \in \mathbb{N}^*$, and

$$\frac{g_1^2 a_{n_k}(\eta_1)}{g_2^2 a_{n_k+1}(\eta_1)} \frac{a_{n_k+1}(\eta_2)}{a_{n_k}(\eta_2)} = 1. \quad (45)$$

If $\eta \geq 1$, $\frac{a_n(\eta)}{a_{n+1}(\eta)} \rightarrow 1$, hence (45) is leading to an incoherent limit except in the case $g_1^2 = g_2^2$. However, since $a_n(1) = 1$ and $\frac{a_{n+1}(\eta_2)}{a_n(\eta_2)} > 1$, (45) cannot be satisfied termwise if $g_1^2 = g_2^2$. ■

Proposition A.6. *Assume $\eta_1 = 1$ and $\eta_2 = \eta > 1$. Let ψ_1, ψ_2 be two non-zero $H^2(r_{\min}, r_{\max})$ solutions of their respective transport equations such that*

$$\psi_i(r_{\max}, t) = 0, \quad \forall t \in [0, t_{\max}], i \in \{1, 2\}.$$

Then the set of times $t \in [0, t_{\max}]$ such that

$$\mathcal{K}_1(\psi_1(t)) \neq \mathcal{K}_2(\psi_2(t))$$

is dense in $[0, t_{\max}]$.

Proof. Pick a time $t \in [0, t_{\max}]$. On the one hand, if $\psi_i(r_{\min}, t) \neq 0$, or $\partial_r \psi_i(r_{\min}, t) \neq 0$ for $i = 1$ or $i = 2$, then Proposition A.4 applies to prove that $\mathcal{K}_1(\psi_1(t)) \neq \mathcal{K}_2(\psi_2(t))$. On the other hand, if $\psi_1(t), \psi_2(t) \in H_0^2(r_{\min}, r_{\max})$, then Proposition A.5 applies to prove that if t is such that $\mathcal{K}_1(\psi_1(t)) = \mathcal{K}_2(\psi_2(t))$ then any open interval containing t must also contain a time t' for which $\mathcal{K}_1(\psi_1(t')) \neq \mathcal{K}_2(\psi_2(t'))$. This proves the statement. ■

Proposition A.6 implies Theorem 4.3, which concludes the observability analysis.

References

- [1] O. S. Agimelen, P. Hamilton, I. Haley, A. Nordon, M. Vasile, J. Sefcik, and A. J. Mulholland. Estimation of particle size distribution and aspect ratio of non-spherical particles from chord length distribution. *Chemical Engineering Science*, 123:629 – 640, 2015.
- [2] D. Auroux. The back and forth nudging algorithm applied to a shallow water model, comparison and hybridization with the 4D-VAR. *Internat. J. Numer. Methods Fluids*, 61(8):911–929, 2009.
- [3] D. Auroux and J. Blum. Back and forth nudging algorithm for data assimilation problems. *C. R. Math. Acad. Sci. Paris*, 340(12):873–878, 2005.
- [4] D. Auroux and J. Blum. A nudging-based data assimilation method: the back and forth nudging (bfN) algorithm. *Nonlinear Processes in Geophysics*, 15(2):305–319, 2008.
- [5] D. Auroux and M. Nodet. The back and forth nudging algorithm for data assimilation problems: theoretical results on transport equations. *ESAIM Control Optim. Calc. Var.*, 18(2):318–342, 2012.
- [6] P. Barrett and B. Glennon. In-line fbrm monitoring of particle size in dilute agitated suspensions. *Particle & Particle Systems Characterization*, 16(5):207–211, 1999.
- [7] B. Biscans. Cristallisation en solution - Procédés et types d'appareils. *Techniques de l'ingénieur. Génie des procédés*, J2788 v2:1–25, 2013.
- [8] L. Brivadis. Algorithme d'estimation pour une EDP hyperbolique décrivant un procédé de cristallisation. Internship report, Ecole Centrale de Lyon ; Université Claude Bernard Lyon 1, Sept. 2018.
- [9] L. Brivadis, V. Andrieu, U. Serres, and J.-P. Gauthier. Luenberger observers for infinite-dimensional systems, back and forth nudging and application to a crystallization process, 2020. To appear in *SIAM J. Control and Optimization*.
- [10] L. Brivadis, V. Andrieu, Élodie Chabanon, Émilie Gagnière, N. Lebaz, and U. Serres. New dynamical observer for a batch crystallization process based on solute concentration. *Journal of Process Control*, 87:17 – 26, 2020.
- [11] Z. Gao, Y. Wu, Y. Bao, J. Gong, J. Wang, and S. Rohani. Image analysis for in-line measurement of multidimensional size, shape, and polymorphic transformation of l-glutamic acid using deep learning-based image segmentation and classification. *Crystal Growth & Design*, 18(8):4275–4281, 08 2018.
- [12] F. Gruy. Chord Length Distribution: relationship between Distribution Moments and Minkowski Functionals. working paper or preprint, 2017.
- [13] G. Haine. Recovering the observable part of the initial data of an infinite-dimensional linear system with skew-adjoint generator. *Math. Control Signals Systems*, 26(3):435–462, 2014.
- [14] G. Haine and K. Ramdani. Observateurs itératifs en horizon fini. application à la reconstruction de données initiales pour des edp d'évolution. *Journal Européen des Systèmes Automatisés (JESA)*, 45:715–724, 12 2011.

- [15] G. Haine and K. Ramdani. Reconstructing initial data using observers: Error analysis of the semi-discrete and fully discrete approximations. *Numerische Mathematik*, 120:307–343, 07 2011.
- [16] E. F. Hobbel, R. Davies, F. W. Rennie, T. Allen, L. E. Butler, E. R. Waters, J. T. Smith, and R. W. Sylvester. Modern methods of on-line size analysis for particulate process streams. *Particle & particle systems characterization*, 8(1-4):29–34, 1991.
- [17] K. Ito and B. Jin. *Inverse Problems*. World Scientific, 2014.
- [18] K. Ito, K. Ramdani, and M. Tucsnak. A time reversal based algorithm for solving initial data inverse problems. *Discrete Contin. Dyn. Syst. Ser. S*, 4(3):641–652, 2011.
- [19] A. M. Kellerer. Chord-length distributions and related quantities for spheroids. *Radiation research*, 98(3):425–437, 1984.
- [20] P. Langston, A. Burbidge, T. Jones, and M. Simmons. Particle and droplet size analysis from chord measurements using bayes’ theorem. *Powder Technology*, 116(1):33 – 42, 2001.
- [21] N. Lebaz, A. Cockx, M. Spérandio, and J. Morchain. Reconstruction of a distribution from a finite number of its moments: A comparative study in the case of depolymerization process. *Computers & Chemical Engineering*, 84, 09 2015.
- [22] M. Li and D. Wilkinson. Determination of non-spherical particle size distribution from chord length measurements. part 1: Theoretical analysis. *Chemical Engineering Science*, 60(12):3251 – 3265, 2005.
- [23] W. Liu, N. N. Clark, and A. I. Karamavruç. Relationship between bubble size distributions and chord-length distribution in heterogeneously bubbling systems. *Chemical Engineering Science*, 53(6):1267–1276, 1998.
- [24] A. Mersmann, A. Eble, and C. Heyer. Crystal growth. In A. Mersmann, editor, *Crystallization Technology Handbook*, pages 48–111. Marcel Dekker Inc., 2001.
- [25] A. Mesbah, A. E. Huesman, H. J. Kramer, and P. M. Van den Hof. A comparison of nonlinear observers for output feedback model-based control of seeded batch crystallization processes. *Journal of Process Control*, 21(4):652–666, 2011.
- [26] S. Motz, S. Mannel, and E. D. Gilles. State estimation in batch crystallization using reduced population models. *Journal of Process Control*, 18(3-4):361–374, 2008.
- [27] J. Mullin. *Crystallization*. Elsevier, 4 edition, 2001.
- [28] Z. K. Nagy, G. Fevotte, H. Kramer, and L. L. Simon. Recent advances in the monitoring, modelling and control of crystallization systems. *Chemical Engineering Research and Design*, 91(10):1903–1922, 2013.
- [29] A. V. Pandit and V. V. Ranade. Chord length distribution to particle size distribution. *AIChE Journal*, 62(12):4215–4228, 2016.
- [30] A. Pazy. *Semigroups of linear operators and applications to partial differential equations*, volume 44 of *Applied Mathematical Sciences*. Springer-Verlag, New York, 1983.

- [31] M. Porru and L. Özkan. Monitoring of batch industrial crystallization with growth, nucleation, and agglomeration. part 2: Structure design for state estimation with secondary measurements. *Industrial & engineering chemistry research*, 56(34):9578–9592, 2017.
- [32] B. Presles, J. Debayle, G. Fevotte, and J.-C. Pinoli. Novel image analysis method for in situ monitoring the particle size distribution of batch crystallization processes. *Journal of Electronic Imaging*, 19(3):1 – 7, 2010.
- [33] K. Ramdani, M. Tucsnak, and G. Weiss. Recovering and initial state of an infinite-dimensional system using observers. *Automatica J. IFAC*, 46(10):1616–1625, 2010.
- [34] B. Ucheddu, K. Zhang, H. Hammouri, and G. Févotte. Design of a csd observer during batch cooling crystallization dealing with uncertain nucleation parameters. *IFAC Proceedings Volumes*, 44(1):10460–10465, 2011.
- [35] J. A. W. Vissers. *Model-based estimation and control methods for batch cooling crystallizers*. PhD thesis, Technische Universiteit Eindhoven, 2012.
- [36] J. Worlitschek, T. Hocker, and M. Mazzotti. Restoration of psd from chord length distribution data using the method of projections onto convex sets. *Particle & Particle Systems Characterization*, 22(2):81–98, 2005.