



HAL
open science

Optimization of the performances of textured segmented solar cells: achievements and challenges

Christy Fadel, Claudia de Melo, Marcos Soldera, Stéphane Cuynet,
Jean-François Pierson, Frank Mücklich, David Horwat

► To cite this version:

Christy Fadel, Claudia de Melo, Marcos Soldera, Stéphane Cuynet, Jean-François Pierson, et al.. Optimization of the performances of textured segmented solar cells: achievements and challenges. 17th International Conference on Plasma Surface Engineering, Sep 2020, Erfurt, France. hal-03052173

HAL Id: hal-03052173

<https://hal.science/hal-03052173>

Submitted on 10 Dec 2020

HAL is a multi-disciplinary open access archive for the deposit and dissemination of scientific research documents, whether they are published or not. The documents may come from teaching and research institutions in France or abroad, or from public or private research centers.

L'archive ouverte pluridisciplinaire **HAL**, est destinée au dépôt et à la diffusion de documents scientifiques de niveau recherche, publiés ou non, émanant des établissements d'enseignement et de recherche français ou étrangers, des laboratoires publics ou privés.

Optimization of the performances of textured segmented solar cells: achievements and challenges

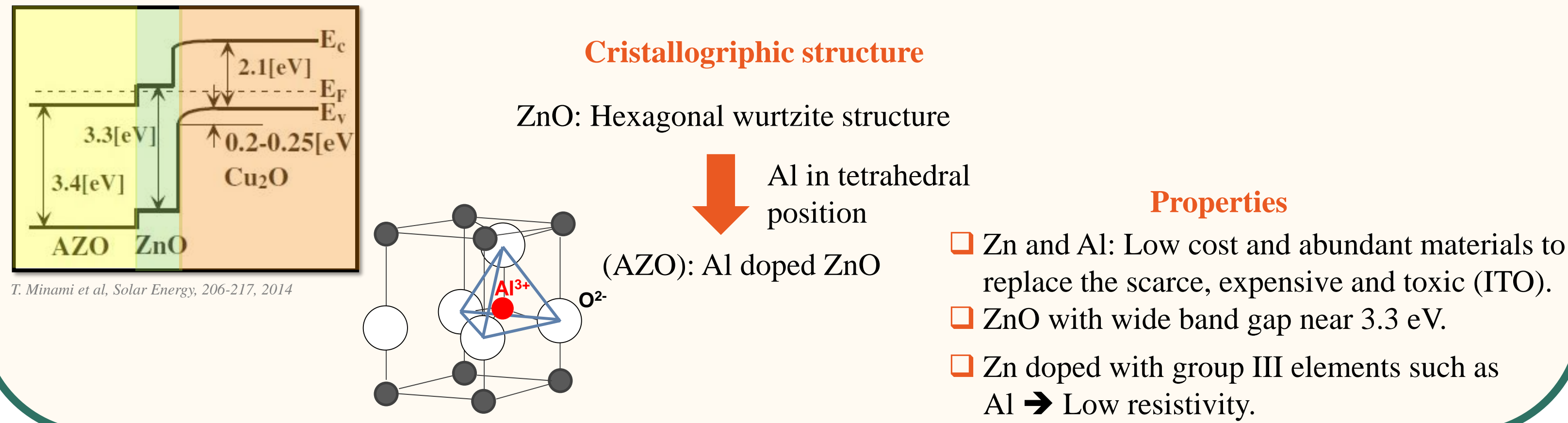
Christy FADEL^{1,a}, Claudia DE MELO¹, Marcos SOLDERA², Stéphane CUYNET¹, Jean-François PIERSON¹, Frank MÜKLICH³, David HORWAT^{1,b}

¹ Institut Jean Lamour - Université de Lorraine, 2 allée André Guinier, Campus Artem, 54011 Nancy, France
² Institut für Fertigungstechnik, Technische Universität Dresden, Germany
³ Lehrstuhl für Funktionswerkstoffe, Universität des Saarlandes, Campus A 2 3, 66123 Saarbrücken, Germany

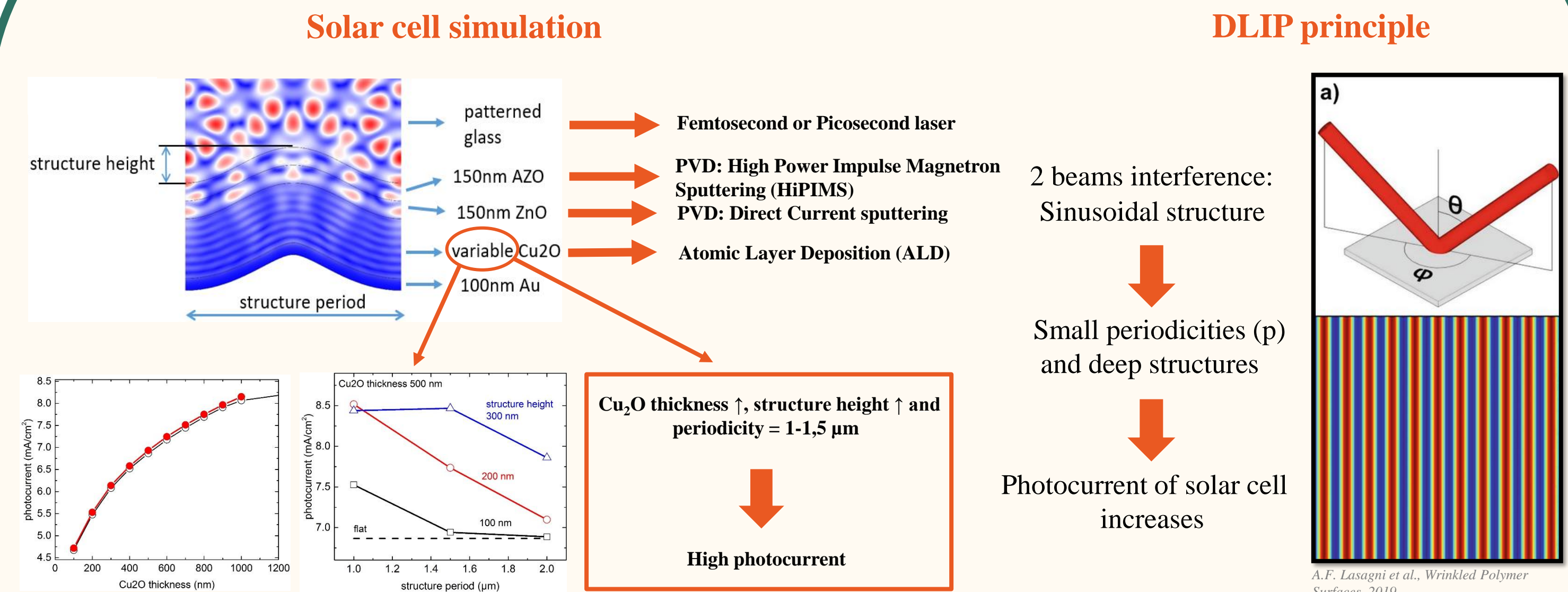
^achristy.fadel@univ-lorraine.fr, ^bdavid.horwat@univ-lorraine.fr

Introduction

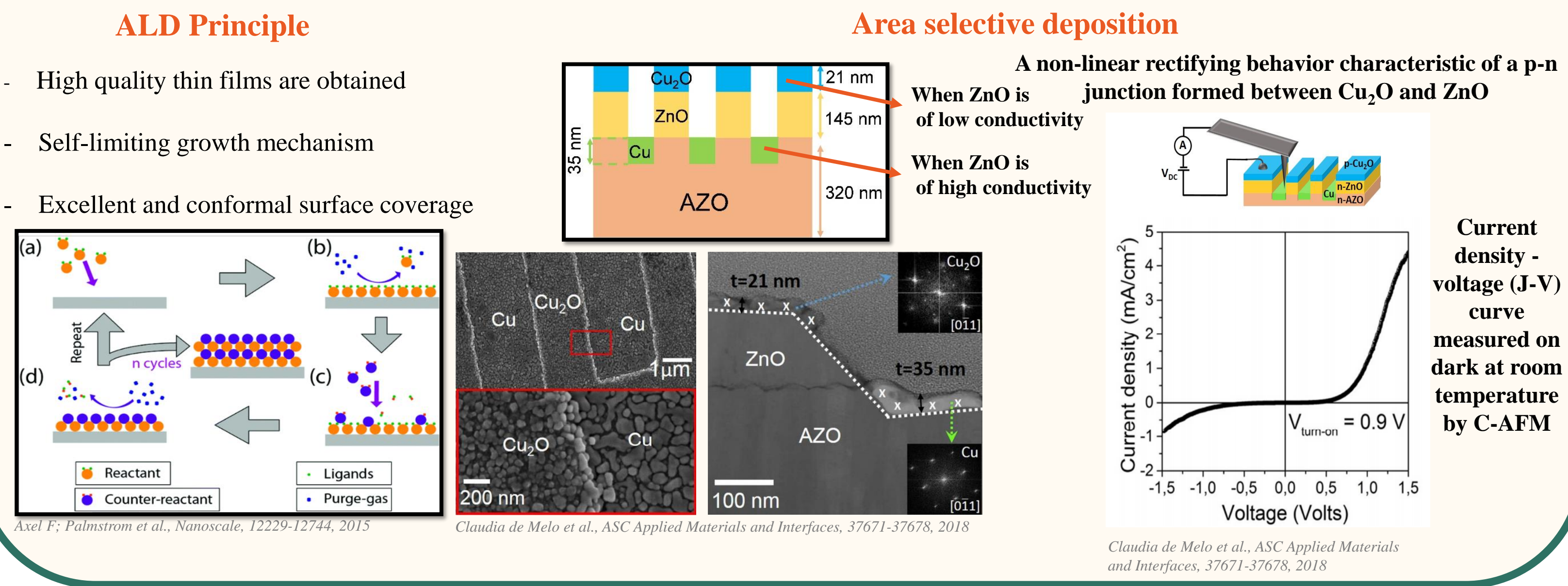
This work aims at presenting a strategy to optimize the performance of thin film solar cells based on p-Cu₂O/n-ZnO junctions using wide bandgap semiconductors already optimized in previous works: zinc oxide (ZnO), aluminum doped ZnO (AZO) and cuprous oxide (Cu₂O). Additionally, the glass substrates were patterned using direct laser interference (DLIP) in order to increase light trapping and thus the photocurrent.




Towards textured segmented solar cells



Selected area growth of Cu₂O and Cu



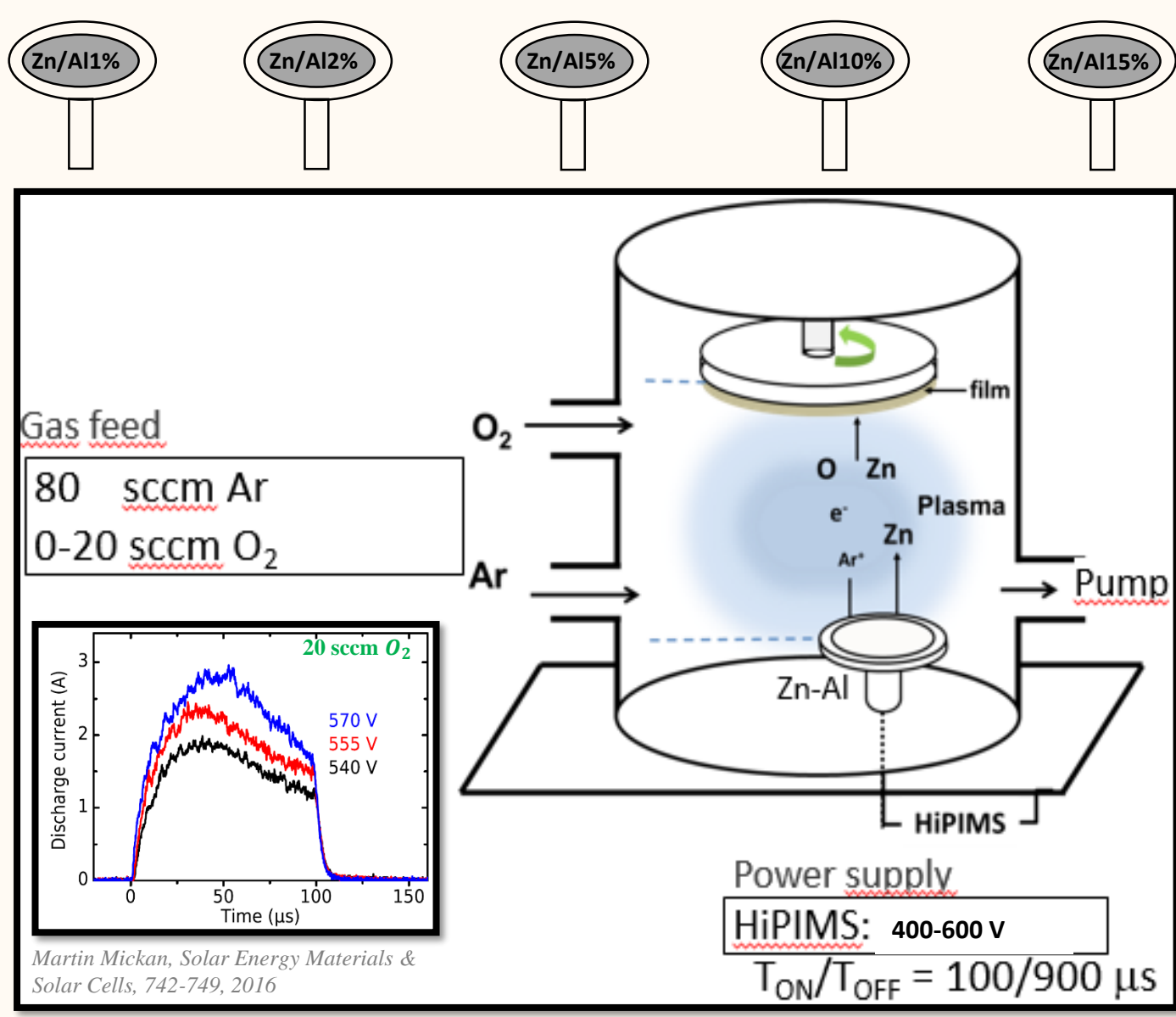
Experimental method: Picosecond laser



Optimization of the transparent electrode

Experimental method: PVD

Targets to be used for finding the optimum values



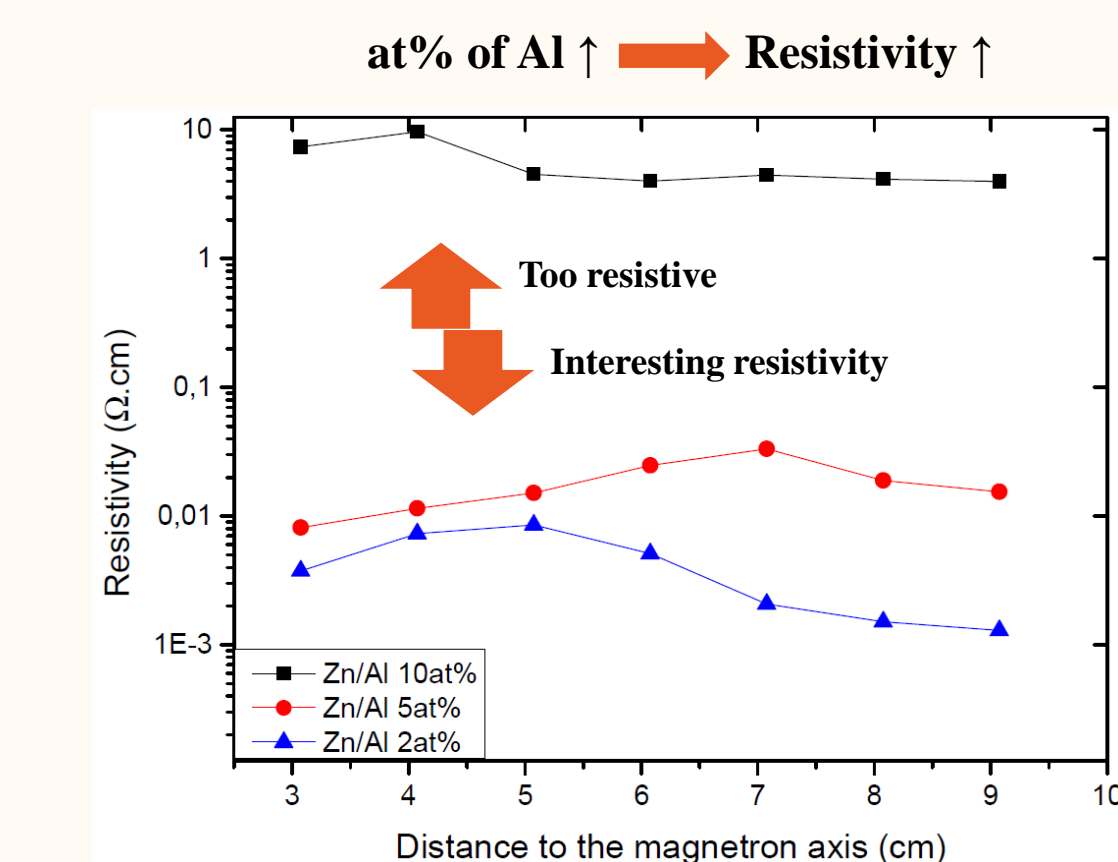
Goal: Find AZO films both transparent and conductive

Step 1: For each target, test which Voltage/O₂ flow rate gives an optimized AZO film

Step 2: The best optimized AZO film allows us to choose the best Al at% in the target

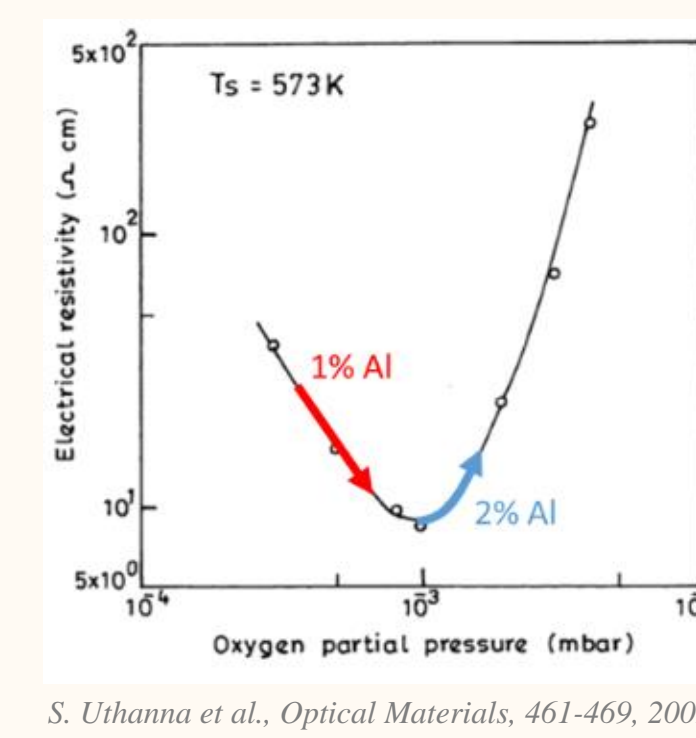
Optical and electrical properties

Resistivity



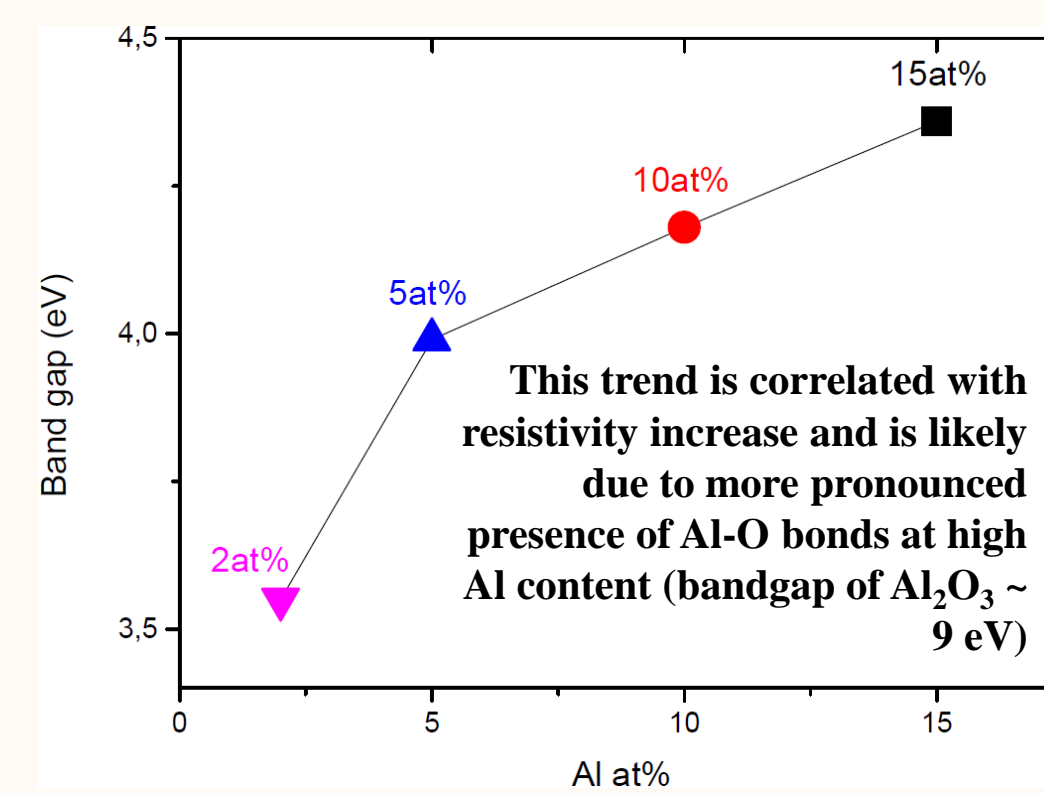
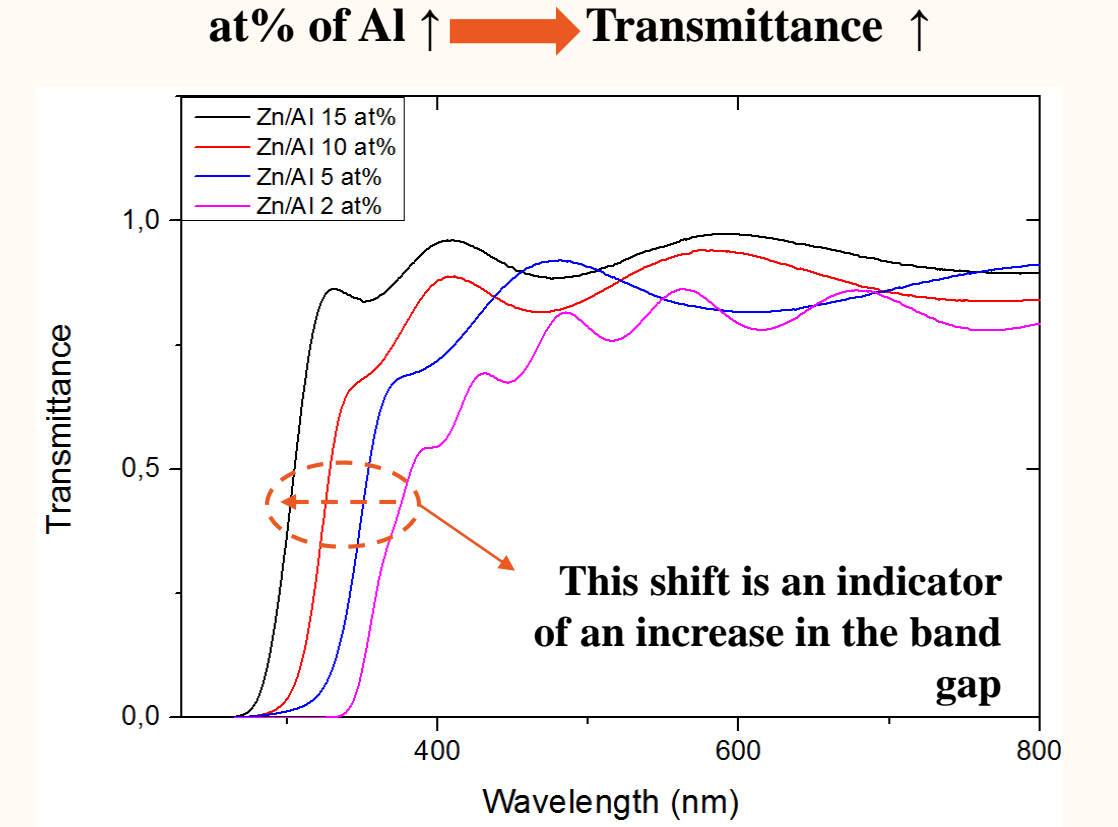
This change could be due to:

- A different dopant-oxygen interaction for low Al at%
- More sub-stoichiometric films for low Al at%



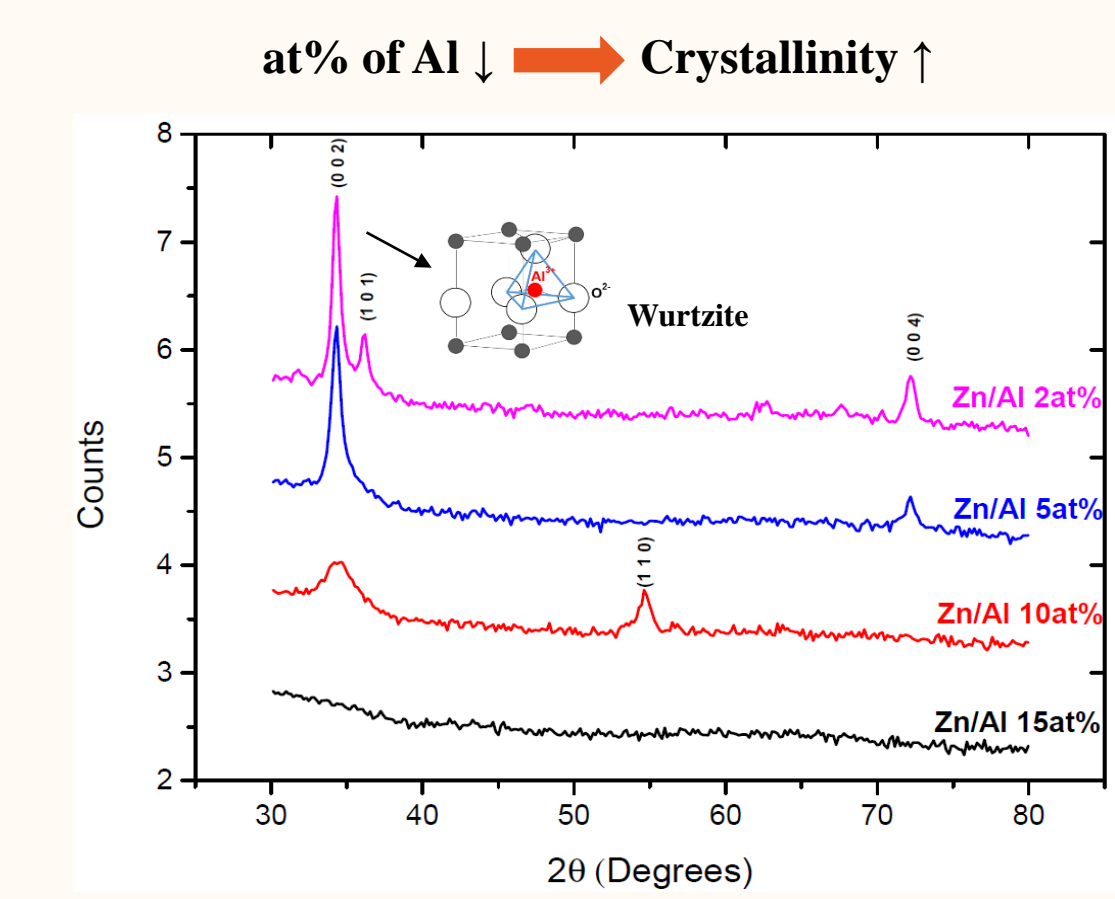
If we consider this graph, we can explain the variation of the resistivity with the voltage increase for 1 at% of Al (red arrow) and ≥ 2 at% of Al (blue arrow)

Transmittance




Structural and chemical analysis

XRD



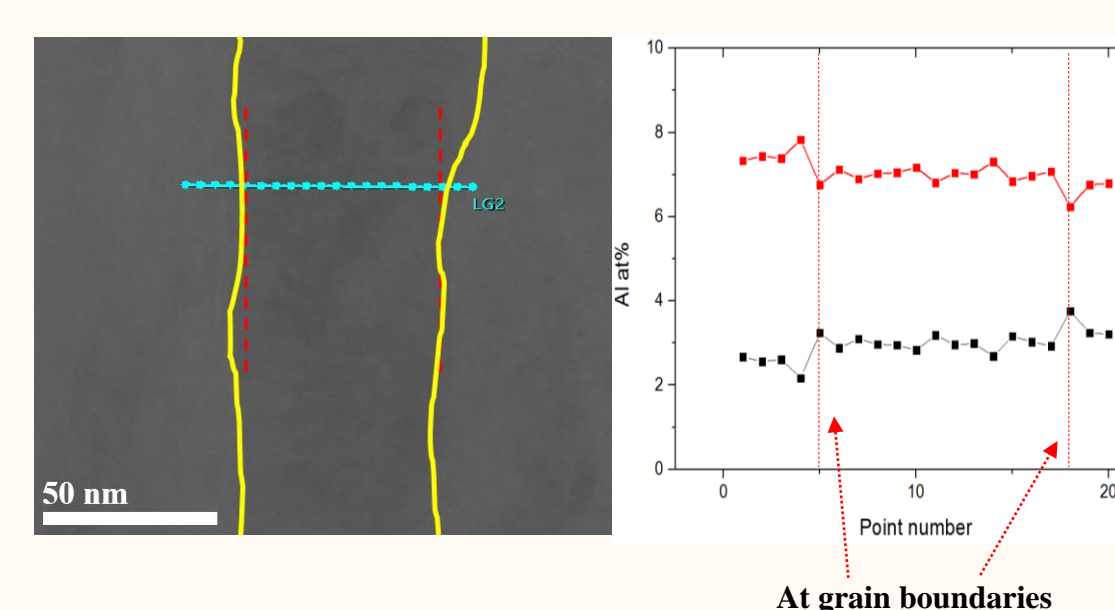
These results suggest that crystalline films are obtained for low Al at%; which can be correlated with the lower resistivity for such films. TEM was realized to confirm these XRD results



The AZO film with 15 at% of Al is not amorphous, it contains some crystallized areas; however they are not oriented in the (002) direction. For 10, 5 and 2 Al at%, the films become increasingly crystalline following a columnar growth in the (002) direction

TEM

EDS



Conclusions

Patterning: 1,5 μm is the smallest periodicity we can achieve on glass by picosecond laser

Resistivity: Al at% ↑ → Resistivity ↑

Opposite results for the Zn/Al 1at% target → Films' characterization necessary to explain why

Microstructure: Al at% ↑ → Crystallinity ↓ → Resistivity ↑

Al highly present in the grain boundaries → HRTEM, EELS necessary to identify the element

Transmittance: Al at% ↑ → Transmittance ↑ → Band gap ↑

In conclusion, the challenge is:

- Try to better the transmittance of the film with 2 at% of Al while keeping the conductivity high enough

- Understand the results obtained for the Zn/Al 1at% target and try to achieve even better results than those obtained for the Zn/Al 2at% target