



Title: Consequences of population structure for sex allocation and sexual conflict

Leonor R Rodrigues, Mario Torralba Sáez, João Alpedrinha, Sophie Lefèvre,
Muriel Brengues, Sara Magalhães, Alison Duncan

► To cite this version:

Leonor R Rodrigues, Mario Torralba Sáez, João Alpedrinha, Sophie Lefèvre, Muriel Brengues, et al.. Title: Consequences of population structure for sex allocation and sexual conflict. Journal of Evolutionary Biology, 2021, 34, 3, pp.525-536. 10.1111/jeb.13755 . hal-03049532

HAL Id: hal-03049532

<https://hal.science/hal-03049532>

Submitted on 9 Dec 2020

HAL is a multi-disciplinary open access archive for the deposit and dissemination of scientific research documents, whether they are published or not. The documents may come from teaching and research institutions in France or abroad, or from public or private research centers.

L'archive ouverte pluridisciplinaire **HAL**, est destinée au dépôt et à la diffusion de documents scientifiques de niveau recherche, publiés ou non, émanant des établissements d'enseignement et de recherche français ou étrangers, des laboratoires publics ou privés.

Title: Consequences of population structure for sex allocation and sexual conflict

Authors: Leonor R. Rodrigues¹ †, Mario Torralba Sáez^{2†}, João Alpedrinha¹, Sophie Lefèvre²,
Muriel Brengues³, Sara Magalhães¹ and Alison B. Duncan^{2*}.

†These authors contributed equally to the manuscript.

Author institutional affiliations:

1. cE3c: Centre for Ecology, Evolution, and Environmental Changes, Faculty of Sciences,
University of Lisbon, Edifício C2, 38 piso, 1749-016 Lisboa, Portugal

2. ISEM : Institut des Sciences de l'Évolution, Université de Montpellier, CNRS, IRD, EPHE,
CC065, Place Eugène Bataillon, 34095 Montpellier Cedex 05, France

3. IRCM : Institut de Recherche en Cancérologie de Montpellier, INSERM, Univ. Montpellier,
ICM, Montpellier, France

15 **Abstract**

16 Both sex allocation and sexual conflict can be modulated by spatial structure. However, how the
17 interplay between the type of dispersal and the scale of competition simultaneously affects these
18 traits in sub-divided populations is rarely considered.

19 We investigated sex allocation and sexual conflict evolution in meta-populations of the spider mite
20 *Tetranychus urticae* evolving under budding (pairing females from the same patch) or random
21 (pairing females from different patches) dispersal and either local (fixed sampling from each
22 subpopulation) or global (sampling as a function of subpopulation productivity) competition.

23

24 Females evolving under budding dispersal produced less female-biased offspring sex ratios than
25 those from the random dispersal selection regimes, contradicting theoretical predictions. In
26 contrast, the scale of competition did not strongly affect sex allocation. Offspring sex ratio and
27 female fecundity were unaffected by the number of mates, but female fecundity was highest when
28 their mates evolved under budding dispersal, suggesting these males inflict less harm than those
29 evolving under random dispersal.

30

31 This work highlights that population structure can impact the evolution of sex allocation and sexual
32 conflict. Moreover, selection on either trait may reciprocally affect the evolution of the other, for
33 example via effects on fecundity.

34

35 **Keywords:** local mate competition, hard and soft selection, experimental evolution, budding
36 dispersal, scale of competition, *Tetranychus urticae*.

37 **Introduction**

38 Many organisms exist in structured populations, sub-divided into patches, that are linked and
39 shaped by demographic factors such as dispersal. The frequency and type of dispersal can
40 determine whether interactions are more likely to occur among related or unrelated individuals
41 (Hamilton, 1964, Bulmer, 1986, Queller, 1992, Rousset, 2004, Courteau & Lessard, 2000, West,
42 2009). For instance, if dispersal is limited, such that only some individuals disperse, the probability
43 of interactions among genetically related individuals in a patch increases compared to populations
44 in which all individuals disperse (Taylor, 1992, Wilson et al., 1992, Taylor & Crespi, 1994,
45 Hamilton, 1964). However, if individuals disperse in groups from the same patch (i.e., if there is
46 budding dispersal), interactions among genetically related individuals can be maintained, even if
47 dispersal rates are high (Gardner et al., 2009, Gardner & West, 2006, Lehmann et al., 2006,
48 Lehmann & Rousset, 2010, Aviles, 1993).

49 Dispersal frequency and timing also influence the scale of competition. For example, high
50 dispersal, and dispersal occurring prior to the competitive interaction, leads to global competition,
51 in which individuals compete with equal probability with others in the population (West et al.,
52 2002a, Griffin et al., 2004, Taylor, 1992). In contrast, limited dispersal, and/or dispersal occurring
53 after the competitive interaction, is associated with local competition (i.e., competition within the
54 natal patch) (West et al., 2002a, Griffin et al., 2004, Taylor, 1992, Frank, 1998, Wilson et al.,
55 1992). Therefore, the type, frequency and timing of dispersal can have a significant impact on the
56 scale at which competitive interactions occur.

57 In turn, both relatedness and the scale of competition can affect sex allocation - the
58 differential investment into male and female offspring. Indeed, in subdivided populations, sex
59 allocation theory predicts an offspring sex-bias towards the sex for which local competition

between kin is less intense (Wilson et al., 1992, Hamilton, 1967, Charnov, 1982). For example, more female-biased offspring sex ratios are predicted when males compete locally on their natal patch for mates, and mated females disperse and compete globally for new patches (Hamilton, 1967, Taylor, 1981, Herre, 1985). If there is budding dispersal, relatedness among the offspring of foundresses increases, exacerbating local competition between related males for mates, thus selecting for even more female-biased sex ratios (Gardner et al., 2009, Aviles, 1993). However, if the proportion of individuals dispersing is limited, and females compete locally for resources, competition becomes intense for both sexes and selection favours a more balanced offspring sex ratio (Table S1; Courteau & Lessard, 2000, Taylor & Crespi, 1994, Frank, 1985, Herre, 1985, Bulmer, 1986, Frank, 1986). A few empirical studies to date have investigated the consequences of budding dispersal (Kummerli et al., 2009), or disentangled the relative effects of the scale of competition and relatedness (Griffin et al., 2004) on the evolution of kin-selected behaviours, but none have disentangled the effect of these two factors on sex allocation.

Population structure is also predicted to impact the evolution of sexual conflict, i.e., asymmetric reproductive interests between mating partners (Pizzari et al., 2015, Bourke, 2009, Faria et al., 2020). Competition for mates between males often involves strategies that are harmful to females reducing their survival and reproductive output (Arnqvist & Rowe, 2005, Parker, 2006, Wigby & Chapman, 2004, Crudgington et al., 2005). However, under global competition, when interactions occur among kin, reduced harming behaviour in males is expected to be selected for, as harm reduces patch productivity (Pizzari et al., 2015, Pizzari & Gardner, 2012, Rankin, 2011). A number of empirical studies are compatible with this prediction (Lukasiewicz et al., 2017, Carazo et al., 2014, Hollis et al., 2015, Le Page et al., 2017), but see (Chippindale et al., 2015). For instance, in the fruit fly *Drosophila melanogaster*, females repeatedly exposed to related, as

opposed to unrelated, males presented a higher lifetime reproductive success (Carazo et al., 2014). The evolution of sexual conflict may also depend on the frequency (Eldakar & Wilson, 2011) and type of dispersal (Faria et al., 2020). Because random dispersal reduces relatedness among competitors, it is predicted to increase the intensity of sexual conflict (Faria et al., 2015, Rankin, 2011). This may be alleviated by budding dispersal, which maintains interactions among kin, reducing sexual conflict and harm inflicted to females, hence increasing their fecundity (Faria et al., 2020).

Although population structure is predicted to affect sex allocation and sexual conflict (Bourke, 2009), no study to date has disentangled how the type of dispersal and the scale of competition impacts the evolution of both within the same set-up. This is at odds with the fact that evolution under different population structures may simultaneously impact sex allocation and sexual conflict in a non-independent manner, highlighting the need to integrate studies on these traits (Chapman, 2009, Schärer & Janicke, 2009). For instance, changes in sex allocation may result in the production of more or fewer individuals of each sex, which impacts sexual conflict. At the same time, sexual conflict may impact the number of offspring produced (Carazo et al., 2014, Lukasiewicz et al., 2017), which may in turn influence sex allocation (Stubblefield & Seger, 1990). This is supported by studies showing that multiple mating can impede optimal sex allocation in the parasitoid wasp *Nasonia vitripennis* (Boulton et al., 2019, Boulton & Shuker, 2015).

Here, we uncover the effects of the type of dispersal and the scale of competition on the evolution of sex allocation and sexual conflict in the spider mite *Tetranychus urticae*. Previous work in this species has shown the evolution of sex allocation, and conflict between the sexes over the optimal offspring sex-ratio, in populations evolving under panmixy or local mate competition

(Macke et al., 2011, Macke et al., 2014). In addition, it is known that in this species only the sperm from the first copulation fertilises a female's eggs (Rodrigues et al., 2020). Still, multiple mating is common in this species, imposing costs in females by reducing the proportion of daughters as well as female fecundity (Rodrigues et al., 2020, Macke et al., 2012). This reduction in female reproductive output is thought to be a consequence of strong competition among males and, thus, evidence of male harm due to sexual conflict (Rodrigues et al., 2020).

In a fully crossed design, using experimental evolution, we placed replicate populations of *T. urticae* in 4 selection regimes with either local or global competition, and random *versus* budding dispersal. This design enabled us to follow evolution of both sex ratio and sexual conflict under different population structures. We expect sex allocation evolution under global competition to be towards more female biased offspring sex ratios than under local competition, due to reduced competition between related females locally in the patch. Furthermore, global competition, when coupled with budding dispersal, should produce the most female biased offspring sex ratios (see Table S1 for precise predictions for sex allocation under our different selection regimes). In contrast, as there is no mixing under local competition with budding dispersal, we do not expect selection to occur in this treatment.

Sexual conflict should also evolve differently in the different selection regimes. We predict that female harm inflicted by males, expressed as reduced fecundity, will be diminished when males evolve under budding dispersal, where interactions occur among kin.

127 **Material and Methods**

128 *Biological model*

129 The two-spotted spider mite, *T. urticae* Koch (Acari: Tetranychidae), is a generalist herbivore with
130 a host range of over 1100 plant species (Migeon & Dorkeld, 2019, Helle & Sabelis, 1985). *T.*
131 *urticae* has an arrhenotokous haplodiploid life cycle (~14 days egg – adult at 20-25°C): sons
132 develop from unfertilised, haploid eggs and daughters from fertilised, diploid eggs. In this species,
133 females are the dispersing sex, whereas males generally remain on their natal patch with mating
134 occurring before female dispersal (Kennedy & Smitley, 1985, Mitchell, 1973). We report tertiary
135 sex ratios (adult males divided by the total number of adult offspring) as males and females can
136 only be distinguished as adults using microscopy: males are smaller than females and possess a
137 pointed abdomen.

138 *Population origins*

139 In 2013, 10 different *T. urticae* populations were collected and separately maintained on bean
140 plants at $25 \pm 2^\circ\text{C}$, with a 16h light: 8h dark cycle at the University of Lisbon. These populations
141 comprised seven populations from Portugal (Lou, DC, AMP, DF, CH, COL and RF), two from
142 Spain (Albe and Alro) and one from France (FR) (Zélé et al., 2018). All populations were treated
143 with antibiotics to ensure that they were free of bacterial endosymbionts, known to be sex ratio
144 distorters (Breeuwer, 1997). The sex ratio of each individual population ranges from 0.22 to 0.40
145 (Zélé et al., 2020). In November 2015, more than 50 females from each of the 10 populations were
146 transferred to the University of Montpellier and mixed to form a genetically diverse population to
147 seed the experiment (hereafter called the ‘ancestral population’). This newly mixed population was
148 maintained on 12 whole bean plants (variety: Pongo) in a plastic box (395 mm length x 335 mm

width x 323 mm height) at 25°C with a 16h light: 8h dark cycle. Each week, old plants were removed and replaced with young, un-infested plants. All bean plants used to maintain mite populations and for all experiments described below were grown from seeds in an isolated, herbivore-free room at $23 \pm 1^\circ\text{C}$ with a photoperiod of 12h light: 12h dark at the University of Montpellier.

Fourteen days before starting the experiment, 10 independent groups of 40 females were haphazardly sampled from the ancestral population and put on a patch (10-15 bean leaves placed together) on water-saturated cotton wool to lay eggs. This allowed maternal effects to be equalised and ensured that females seeding the experiment were of the same age. Two weeks later, when mites of the following generation had reached adulthood, all 10 groups were mixed, and the newly emerged mated adult females were haphazardly assigned to the different selection regimes.

Establishment and maintenance of selection regimes

The impact of different types of dispersal (budding *versus* random) and scales of competition (local *versus* global) on the evolution of sex allocation and sexual conflict in *T. urticae* was investigated using a fully crossed experimental design (Figure 1): 1) global competition, budding dispersal ('Global Budding', GB), 2) global competition, random dispersal ('Global Random', GR), 3) local competition, budding dispersal ('Local Budding', LB) and 4) local competition, random dispersal ('Local Random', LR). Each regime was replicated three times (GB-1, GB-2, GB-3, GR-1, GR-2, GR-3, LB-1, LB-2, LB-3, LR-1, LR-2 and LR-3).

For each replicate population, each generation comprised a total of 96 mated adult females, being assigned in pairs to 48 bean leaf patches (4 cm² each, corresponding to a very mild infestation level, thus low competition) placed on water-saturated cotton wool in a plastic box (255 mm length

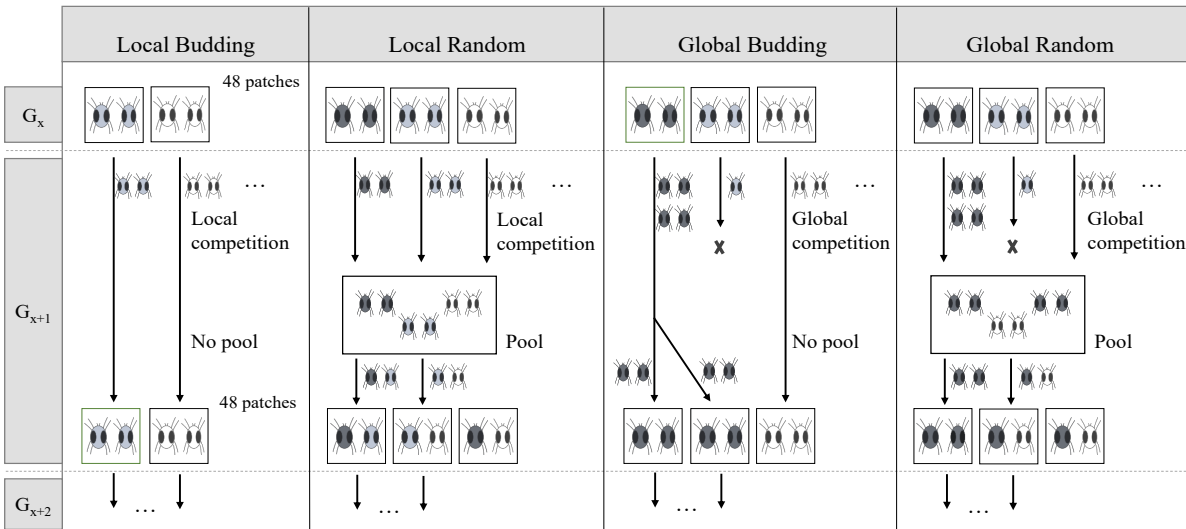


Figure 1. Description of the selection regimes. Four selection regimes were established and maintained for 33 generations, each with three experimental replicates. In ‘Local Budding’, 2 females from each of the 48 patches (squares) were transferred in pairs to a new patch for the next generation (G_{x+1}). In ‘Local Random’, an equal number of females (2 – 4; the number was adjusted each generation to account for mortality) from each patch were pooled together on a large common leaf patch (‘mixing patch’, rectangle), from which females were subsequently haphazardly transferred in pairs to 48 new patches. In ‘Global Budding’, the number of adult females per patch was counted before each transfer to calculate fecundity relative to that of the other 47 patches in the replicate. Each patch contributed with a number of female pairs, to the following generation, proportional to its relative fecundity. In ‘Global Random’ all 48 patches were placed on a ‘mixing patch’ onto which females could disperse for ~4 hours, after which adult females were haphazardly transferred in pairs to 48 new patches for the next generation. Related females within a treatment are denoted as the same shade of grey.

x 183 mm width x 77 mm height). Mating occurred on the natal patch among the offspring of the 2 females, before mated daughters dispersed. A single male is capable of fertilising up to 15 females in a single day (Krainacker & Carey, 1989), hence the number of males available to

189 fertilise all females on a patch was not limiting. All replicates from all regimes were maintained
190 in the same conditions, the only difference being how populations were mixed and transferred to
191 new patches at each generation (Figure 1). Note that such variation in population structure
192 inherently affects the effective population size and thus the degree of inbreeding in populations.

193 In the budding dispersal regimes, females were always transferred with another female
194 from the same patch to form the next generation. In contrast, in the random dispersal regimes,
195 females from different patches were placed together on a ‘mixing patch’ (10 bean leaves placed
196 together) before being transferred, in haphazardly chosen pairs, to a new patch. Local competition
197 was imposed by letting an equal number of adult females per patch seed the next generation (2 –
198 4 females per patch in ‘Local Random’; adjusted each generation to accommodate mortality).
199 Under global competition, relative patch productivity (the total number of daughters produced
200 compared to that of the other patches within the replicate) determined the number of female adult
201 offspring transferred to the next generation: in the ‘Global Random’ regime, all 48 patches were
202 placed on a ‘mixing patch’ onto which adult females dispersed (patches with more female
203 offspring having a higher representation on the ‘mixing patch’) before being transferred in pairs;
204 in the ‘Global Budding’ regime, the number of adult females on each patch was counted to
205 calculate relative fecundity (i.e. dividing the number of females per patch by the total number of
206 females across the 48 patches), so that patches with the most offspring contributed more pairs of
207 females to the next generation.

208 Due to the time taken for each transfer, transfers from one generation to the next were done
209 over 1, 2 or 3 days. When done over more than one day, at least one replicate population from each
210 regime was transferred on the same day. All replicates were maintained in a climate chamber at
211 $25 \pm 2^{\circ}\text{C}$, with a photoperiod of 16h light: 8h dark. During the selection experiment, all replicates

212 in the ‘Local Budding’ regime were lost after generation 14, and 1 replicate in the ‘Global
213 Budding’ regime was lost at generation 22 (GB-3). These lines were lost because females on the
214 different patches did not produce any offspring, or only male offspring, leading to extinction of
215 lines. In total, 33 generations of selection were performed.

216 *Responses to selection*

217 *1. Sex allocation during experimental evolution*

218 The sex allocation of females was measured directly in the replicate populations of each selection
219 regime at generations 12, 17, 20 and 31. This was done by counting the number of males and
220 females per patch within each experimental replicate prior to the following transfer. Thus, sex ratio
221 comprised the combined output of the two females per patch.

222 *2. Sex allocation in a common environment*

223 In this assay, all regimes were each exposed to a common environment for 1 generation to
224 equilibrate maternal effects before measuring the offspring sex-ratios of females that mated
225 randomly with males from their selection regime (Figure S1). For this, at generation 31, 96 mated
226 daughters were haphazardly chosen from the 48 patches within each selection regime and placed
227 on a large leaf patch ($\sim 200\text{cm}^2$) where they laid eggs together. Fourteen days later, the offspring
228 on these patches emerged as adults and mated amongst themselves (Generation 31 + 1). Ninety-
229 six mated female offspring from each mixing patch were then haphazardly chosen to measure their
230 offspring sex-ratio; 48 were placed individually on 2cm^2 patches, and another 48 placed in pairs
231 on 4cm^2 patches. Females were allowed to lay eggs for 7 days on these new patches, before being
232 killed. After 2 weeks, once offspring had emerged as adults, the number of daughters and sons on

each patch was counted. This experiment was set up over three days, with one replicate per regime being treated each day.

3. *Sex allocation in response to patch fecundity*

Measures of offspring sex ratio on patches concern the sex allocation of two females on that patch. While this is informative, it may obscure responses to selection, especially if offspring sex ratio differs between females, for instance, if a focal female's sex allocation changes in response to her own fecundity only, or also to that of her patch mate (Stubblefield & Seger, 1990). To test this hypothesis, we measured the fecundity and sex allocation of single females from our selection regimes in response to the presence of eggs laid by sterile females on the same patch (Osouli et al., 2014). Because the eggs of the sterilised females do not hatch, we can distinguish the offspring of the focal female (adult individuals) from that of the sterilised one (unhatched eggs) within a single patch.

This experiment was implemented after 33 generations of selection. As for the preceding experiment, individuals within each replicate population were subject to a common environment. However, in this experiment it was over two generations (generation 33 + 2; Figure S1). At the same time, females from the ancestral population were placed in a common environment for 2 generations, as done with females from the selection regimes (Figure S1) to generate sterile females. To sterilise these females, they were exposed to 100 Gy, at a dose of 2.7 Gy minute⁻¹, using a Xstrahl XenX pre-clinical irradiator at the Institute of Cancer Research, Montpellier (IRCM). Preliminary studies revealed that this dose of X-ray irradiation is sufficient to sterilise females, that lay eggs that do not hatch (see Table S2).

Single adult females from the different selection regimes were placed on individual leaf

255 patches with one sterile female and allowed to lay eggs for 5 days. Both females were then killed
256 and patch fecundity, the total number of eggs per patch (laid by the sterile and the fertile female,
257 coming from the ancestral population and from one of the selection regimes, respectively) was
258 measured. Nine days later the adult offspring of fertile females were counted, and the offspring
259 sex ratio measured. A total of 48 leaf patches (4 cm²) were set up per replicate population.

260 *4. Sexual conflict*

261 The impact of mating with males evolved under the ‘Global Budding’ and ‘Global Random’
262 selection regimes on the fecundity of females from the ancestral population was compared in a
263 separate assay. Females were collected from the different selection regimes at generation 33 and
264 spent two further generations in a common environment before the experiment (G33 + 2, as above;
265 Figure S1). The females from the ancestral population experienced one generation in a common
266 environment, being placed in 2 boxes, each containing 100 females on a large ‘mixing patch’.
267 Thirteen days later, 240 immature, virgin females (i.e., daughters) were isolated on 4 cm²
268 individual leaf patches later used to measure the degree of sexual conflict.

269 To obtain males from each selection regime, on days 10 and 11 of the second generation in
270 the common environment (G33 + 2), 30 immature, juvenile females were isolated from each
271 replicate population and each placed on a 4cm² leaf patch. These virgin females emerged as adults
272 and laid eggs for six days. Because spider mites are haplodiploid, only male progeny emerged
273 from these eggs. Due to female mortality or failure to lay eggs, the total number of patches
274 containing virgin males from each line varied from 17 to 28 (GB-1 = 28, GB-2 = 17, GR-1 = 21,
275 GR-2 = 21 and GR-3 = 21). On day 1 of the experiment, males from the different patches within
276 each replicate population were mixed on a large leaf patch so they could be haphazardly distributed

across treatments (see below).

The 240 immature, virgin females (i.e. daughters) were taken from the ancestral population and kept isolated for 2 days on their individual patches. Subsequently, the eggs laid by these females were removed and patches were assigned to males from either the ‘Global Random’ or ‘Global Budding’ selection regime, and to a ‘single’ or ‘double’ mate treatment (N=30 per treatment). In all treatments, males from the selection regimes were placed with the virgin females for 5 hours on day 1 of the experiment. Twenty-four hours later (day 2), in patches assigned to the double mating treatment, a second male was placed on the patch and left for 5 hours. This mating period was chosen to take into account the time females were together with their mates each generation prior to their transfer to new patches. In both treatments, females were left to lay eggs and on day 6 of the experiment, female mortality was checked and alive females were removed from the patches. The total number of eggs per patch was counted and, 8 days later, offspring sex-ratio was measured.

Statistical analysis

All analyses were carried out using the R statistical package (v. 3.0.3) and JMP13. We used Generalised Linear Mixed Models (GLMMs, package glmmTMB; Brooks et al., 2017) with a beta-binomial error structure and logit link function, and quasi-poisson or negative binomial error structures and log link function, to analyse the effect of selection regime on sex ratio and mean offspring production, respectively. Maximal models were simplified by sequentially eliminating non-significant terms ($p < 0.05$) from the highest- to the simplest-order interaction, with the highest p-value to establish a minimal model (Crawley, 2007). The significance of the explanatory variables in the minimal models was established using chi-squared tests (Bolker et al., 2009). *A*

299 *posteriori* contrasts with Bonferroni corrections were done to interpret the effect of selection
300 regime when significant (glht, multcomp package; Hothorn et al., 2008). Details of all models are
301 given in Table S3.

302 ***1. Sex allocation during experimental evolution***

303 To analyse the impact of the selection regime on offspring sex ratio, generation (12, 17, 20 and
304 31) and selection regime (GB, GR and LR) were included in the model as fixed factors, as well as
305 their interaction. Generation was analysed as a covariate and was log transformed to improve the
306 fit of the model. Experimental replicate (GB-1, GB-2, GR-1, GR-2, GR-3, LR-2 and LR-3,) was
307 included as a random factor nested within selection regime, and the day measurements were taken
308 as a random factor nested within generation.

309 ***2. Sex allocation in a common environment***

310 To investigate the effect of selection regime on offspring sex ratio in a common environment, we
311 used a model with selection regime (GB, GR and LR) and the number of females per patch (1 or
312 2) as fixed factors, as well as their interaction, and replicate population (GR-3, GB-1, GB-2, GR-
313 1, GR-2, LR-2 and LR-3), nested within selection regime as a random factor. This analysis
314 excluded replicate LR-1 due to fewer than 8 patches with more than 3 offspring. For this variable,
315 the best fit model included a parameter to account for zero inflation (ziformula~1; package
316 glmmTMB; Brooks et al., 2017).

317 ***3. Sex allocation in response to patch fecundity***

318 In a second analysis, using data from the ‘*Sex allocation in response to patch fecundity*’
319 experiment, we investigated whether the sex allocation of the focal female depended on her relative

fecundity ('relative patch fecundity': the number of eggs laid by the focal female divided by the total number of eggs laid on the patch) and on the total number of eggs present in the patch ('total patch fecundity'). In this analysis, the selection regime of the focal female (GB, GR and LR), relative (or total) patch fecundity were included in models as fixed factors, as well as their interaction, and experimental replicate (GB-1, GB-2, GR-2, GR-3, LR-2 and LR-3) nested within selection regime was added as a random factor. These analyses only included females alive on day 4 of the experiment and excluded replicates GR-1 and LR-1, due to fewer than 10 patches with more than 3 offspring.

We used data from this experiment to compare observed offspring sex ratios with predicted values from theoretical models (see Supplementary Materials Table S1 for details) using two tailed t-tests in JMP13. Observed offspring sex ratios were mean values for fertile females from each selection regime.

4. Sexual conflict

To test whether selection regime affected the intensity of sexual conflict and male-male competition, female fecundity and offspring sex-ratio were analysed including the number of mates (one or two mates) and the selection regime of the male ('Global Budding' *versus* 'Global Random') as discrete, fixed variables in the model, as well as their interaction. Replicate population (GB-1, GB-2, GR-1, GR-2 and GR-3) and box (the container in which several individual replicates were maintained) were included nested within dispersal type as random factors. In the analysis of female fecundity, all individual replicates in which females died before day six were excluded.

Results

Sex allocation during experimental evolution and in a common environment

There was a consistent significant effect of selection regime on sex allocation during the selection experiment and after a generation in a common environment (during selection experiment: $X^2_2 = 14.046$, $p < 0.001$; common environment: $X^2_2 = 11.845$, $p = 0.002$; Figures 2a and 2b, Table S4). Females from the ‘Global Budding’ regime produced less female-biased offspring sex ratios than females from the ‘Global Random’ regime (during selection experiment: $Z = -3.741$, $p < 0.001$; the ‘Global Budding’ regime to produce a less female-biased offspring sex ratio than females from the ‘Local Random’ regime during the selection experiment ($Z = -2.289$, $p = 0.066$), but not after a generation in a common environment ($Z = -1.53$, $p = 0.331$ Figures 2a and 2b; Table S5). There was no difference in sex allocation between females from the ‘Global Random’ and ‘Local Random’ regimes (during selection experiment: $Z = 1.554$, $p = 0.361$; common environment: $Z = -1.597$, $p = 0.3776$; Figures 2a and 2b; Table S5). The number of females on a patch did not affect offspring sex ratio (selection regime x number of females per patch: $X^2_2 = 4.114$, $p = 0.128$; number of females per patch: $X^2_1 = 0.94$, $p = 0.331$; Table S4).

Comparing observed offspring sex-ratios with theoretical predictions

In table S1, we present the theoretical predictions corresponding to the selection regimes in which spider mite populations evolved (Herre, 1985, Taylor & Bulmer, 1980, Gardner et al., 2009). Females from the ‘Global Random’ selection regime produced an offspring sex ratio of 0.19 (± 0.19 SE), that does not differ from the predictions of Taylor and Bulmer (1980) and of Gardner

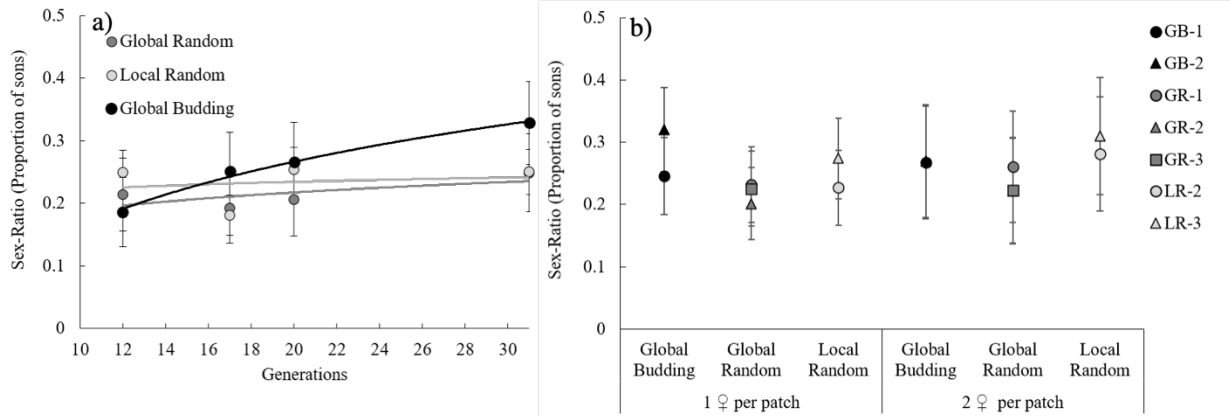


Figure 2. Mean offspring sex ratio (\pm standard error) of females from the ‘Global Random’ (GR, dark grey), ‘Global Budding’ (GB, black) and ‘Local Random’ (LR, light grey) selection regimes across generations. The proportion of male offspring was measured a) during experimental evolution at generations 12, 17, 20 and 31 (experimental replicate means shown for each selection regime) and b) at generation 31 + 1 after one generation in a common environment, in patches with one or two females (means shown for each experimental replicate (different symbols) in each selection regime).

et al (2009) ($t = 0.932$, $df = 69$, $p = 0.3544$). In contrast, the evolved offspring sex ratios in the ‘Global Budding’ and ‘Local Random’ selection regimes differed from theoretical predictions. Specifically, females from the ‘Global Budding’ selection regime produced a less female-biased offspring sex ratio (mean 0.30 ± 0.03 SE; $t = 9.54$, $df = 55$, $p < 0.0001$), and females from the ‘Local Random’ regime a more female-biased offspring sex ratio (mean 0.24 ± 0.02 SE; $t = 7.99$, $df = 74$, $p < 0.0001$), than predicted by theory.

Sex allocation in response to patch fecundity

Offspring sex ratios changed according to the selection regime of focal females and their relative patch fecundity (selection regime: $X^2_2 = 10.90$, $p = 0.004$; relative patch fecundity: $X^2_1 = 6.87$, $p =$

0.009; Figure 3, Table S4). As before, females from the ‘Global Budding’ regime produced less female-biased offspring sex ratio than females from the ‘Global Random’ regime ($Z=-3.298$, $p = 0.003$; Figure 3, Table S5). The offspring sex ratio of females from the ‘Local Random’ treatment

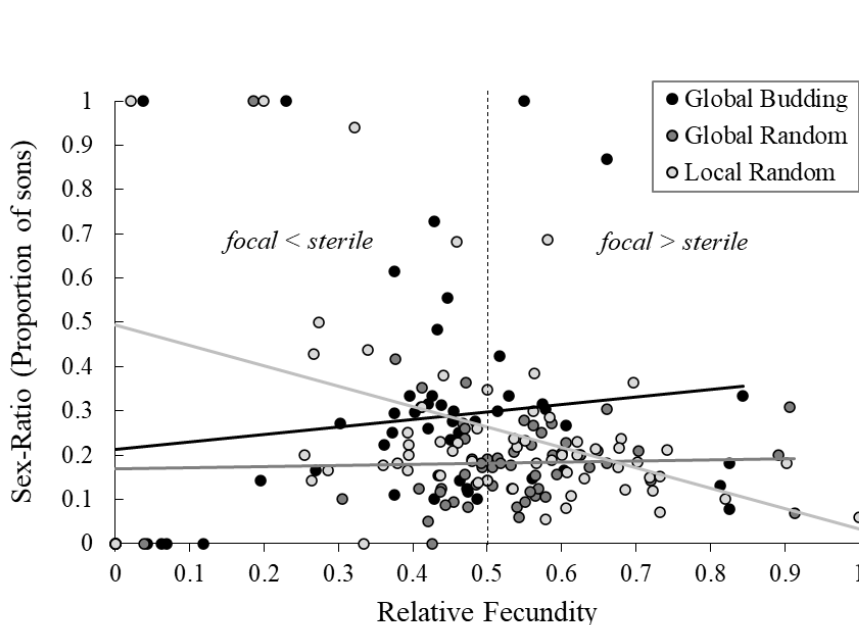


Figure 3. Offspring sex ratio as a function of relative patch fecundity per patch in the ‘Global Budding’ (GB, black), ‘Global Random’ (GR, dark grey) and ‘Local Random’ (LR, light grey) selection regimes. Females from the different selection regimes were placed on individual patches (one per patch) with a sterile female from the base population. For each patch, the proportion of offspring produced by the focal female (i.e. from the selection regime) was calculated as the proportion of eggs that hatched and became adult (relative patch fecundity), and her offspring sex-ratio was measured. Each dot represents an individual replicate (i.e., patch from which measurements were taken).

did not differ from that of the other two selection regimes (Table S5). Across all treatments, females with higher relative patch fecundity produced more female-biased offspring sex-ratios (selection regime x relative patch fecundity: $X^2_2 = 2.55$, $p = 0.28$; Figure 3). These results did not

change when using total patch fecundity (sum number of eggs laid by the fertile and sterile female on each patch, Figure S2, Tables S4 and S5).

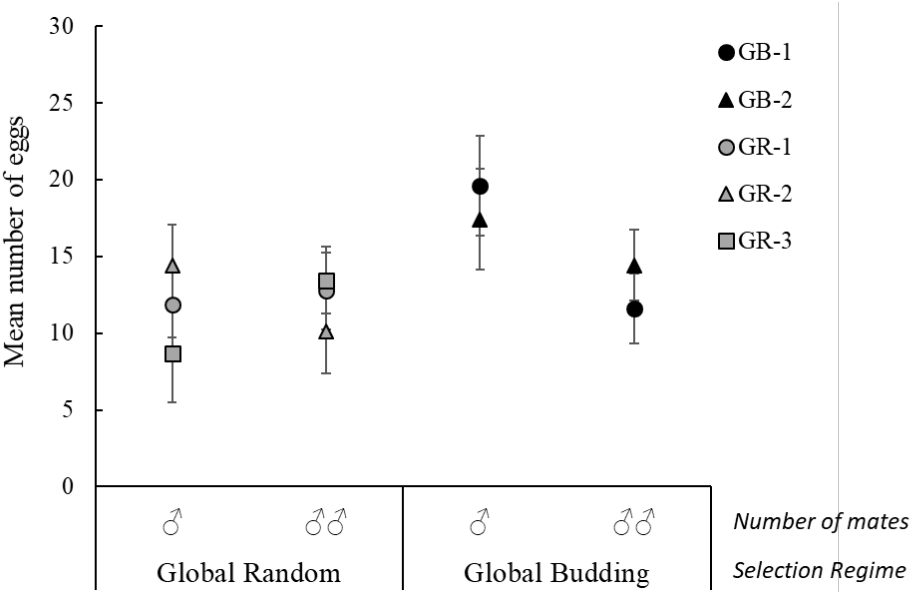


Figure 4. Mean fecundity (\pm standard error) of females from the ancestral population presented with either one or two males from the ‘Global Budding’ (GB, black) or ‘Global Random’ (GR, dark grey) selection regimes. Means shown for each experimental replicate (different symbols) in each selection regime at generation 33, after two generations in a common environment.

Sexual conflict

Overall, there was no significant effect of mate number ($X^2_1=0.024$, $p = 0.876$), male selection regime ($X^2_1=0.028$, $p = 0.867$), or their interaction ($X^2_1=0.073$, $p = 0.788$) on the offspring sex-ratio of females from the ancestral population (Figure S3, Table S4). However, the total number of offspring produced was higher when females mated with a male from the ‘Global Budding’, as opposed to the ‘Global Random’, selection regime ($X^2_1=4.336$, $p = 0.036$; Figure 4, Table S4).

Discussion

Both sex allocation and sexual conflict responded to selection under different population structures. Sex allocation responses were mainly driven by dispersal type (budding *vs* random), which influences whether interactions occur among kin or unrelated individuals, and not by the scale of competition. Females from the ‘Global Budding’ regime consistently produced more male-biased offspring sex ratios than those from the ‘Global Random’ selection regime. We also found that higher relative patch fecundity was associated with more female-biased offspring sex-ratios across all selection regimes. Finally, when comparing the intensity of sexual conflict, females from the ancestral population mated to males from the ‘Global Budding’ regime had higher fecundity than those mated to males from the ‘Global Random’ regime.

Sex Allocation

Females from the ‘Global Random’ selection regime produced offspring sex ratios consistent with theory (Taylor & Bulmer, 1980). This corroborates previous findings in mites (Macke et al., 2011) and is consistent with sex ratio observations in other haplodiploid and diploid systems (e.g. Reece et al., 2004, Reece et al., 2008, Herre, 1985). However, the ‘Local Random’ and the ‘Global Budding’ regimes present offspring sex ratios that differ from theoretical predictions, being more and less female-biased than predicted, respectively (see Table S1). The fact that offspring sex ratios in the ‘Global Budding’ treatment were not as predicted, and that sex ratios in the ‘Local Random’ and ‘Global Random’ regimes were equivalent, suggest that other factors, besides the type of dispersal and the scale of competition, may be at play. Below, we highlight potential factors that may account for the observed patterns.

First, inbreeding is affected by dispersal type (with high inbreeding expected for the budding dispersal regime). Inbreeding can select for more female-biased offspring sex ratios (Herre, 1985, Chung et al., 2019, Frank, 1985). If coupled with high levels of juvenile mortality this could, in some cases, result in no males in a patch (Chung et al., 2019, West et al., 2002b), potentially explaining why all 3 replicates of the ‘Local Budding’ and 1 replicate of the ‘Global Budding’ regimes were lost. Moreover, different inbreeding levels may lead to different levels of inbreeding depression among selection regimes, being highest under budding dispersal. Thus, in our surviving selection regimes, the consequences of inbreeding depression may be more pronounced in the ‘Global Budding’ regime. In haplodiploids like spider mites, inbreeding depression is expressed mainly in female traits (Tien et al., 2015). Therefore, the accrued costs of inbreeding may negate any benefit of female-biased sex ratios in the ‘Global Budding’ regime in the replicates that survived (Greeff, 1996). As such, there might be selection to augment the production of sons in patches with low fecundity and/or high mortality due to inbreeding depression to ensure female fertilisation (Chung et al., 2019, West et al., 2002b). In line with this, females in the ‘Global Budding’ regime produced fewer offspring that became adult, which might be due to higher offspring mortality or lower fecundity (Figure S4, Table S5). These females also produced slightly more male offspring than those from the ‘Global Random’ regime (Figure S5a, Table S5).

Another factor that may affect sex allocation is variable clutch size. Indeed, when females with asymmetric fecundities oviposit simultaneously in the same patch, the sons of a more fecund female are subject to more intense competition for mates, as they mostly compete among brothers to mate with sisters, whereas the sons of a less fecund female mostly compete with unrelated males to access unrelated females (Stubblefield & Seger, 1990). More fecund females are thus expected

456 to produce more female-biased sex ratios, while less fecund females should produce less female-
457 biased sex ratios. As a result, the patch sex ratio becomes skewed towards that produced by the
458 more fecund females, i.e. a more female-biased sex ratio (Stubblefield & Seger, 1990, West, 2009).
459 In addition, theory predicts that this adjustment by females should emerge from a differential
460 investment in daughters, while maintaining a constant production of sons, known as the ‘constant
461 male hypothesis’ (Yamaguchi, 1985, Frank, 1987). Here, we found that, for all selection regimes,
462 the sex ratio declined as the relative fertility of the focal female increased (the same was observed
463 for total patch fecundity, Figure S2), showing that female fecundity and sex-ratio are not
464 independent traits. Furthermore, although not significantly different from the other regimes, ‘Local
465 Random’ females generated the steepest slope. Coupled with higher overall fecundity observed in
466 this selection regime (Figure S4, Table S5), this may explain why offspring sex ratios are more
467 female-biased than expected. Finally, although son production is not constant across selection
468 regimes (Figure S5a, Table S4), its variation is much lower than that for the number of daughters
469 produced (Figure S5b). Again, this seems to be in line with an effect of clutch size on sex
470 allocation. Note however that the constant male hypothesis is expected to break down under local
471 competition (Rodrigues & Gardner, 2015), a result we do not recapitulate here.

472 A final possibility for why populations in the ‘Local Random’ and ‘Global Budding’
473 selection regimes do not produce the predicted offspring sex ratios is that they have not reached
474 their evolutionary equilibrium. Another selection experiment found an initial reduction in
475 cooperation under budding dispersal followed by a subsequent increase in this trait value
476 (Kummerli et al., 2009). Although our experimental evolution was done over 33 generations,
477 which is a large number for non-microbial organisms, populations may still have been in a transient
478 stage when traits were measured.

479 *Sexual Conflict*

480 Theory predicts that multiple mating with unrelated males causes a greater reduction in female
481 reproductive success than multiple mating with related males (Pizzari et al., 2015). More precisely,
482 Faria et al (2020) predict that budding dispersal leads to higher relatedness between males, thus
483 reducing levels of sexual conflict and increasing levels of female fecundity. In accordance with
484 this we found that females mated to males from the ‘Global Budding’ regime had higher fecundity
485 than those mated to males from the ‘Global Random’ regime, suggesting that ‘Global Budding’
486 males inflicted less harm. This replicates previous findings showing that evolving with kin reduced
487 the level of male harm inflicted to females in bulb mites (Lukasiewicz et al., 2017). Other studies
488 have shown that a reduction in male harm may be a plastic response to the presence of kin (Carazo
489 et al., 2014, Lymbery & Simmons, 2017). However, in our experiment, since mating was with
490 unrelated females from the ancestral population, there were no direct cues indicating the presence
491 of kin. In addition, competitor males coming from the same selection regime experienced 2
492 generations of common garden prior to the experiment which probably reduced relatedness among
493 them. This means that if the response were plastic, then there should be no difference between
494 selection regimes. Thus, reduced harm was most likely an evolved response in our study.

495 Contrary to expectations (Arnqvist & Rowe, 2005), we did not find that multiple mating
496 reduced fecundity in either selection regime. Possibly, the differences in harm inflicted by one or
497 two mates over a single, or two successive five-hour periods respectively, might have been
498 insufficient to detect differences in fecundity between the two treatments. Previous studies with
499 spider mites found fecundity costs when females were simultaneously exposed to multiple mates
500 for two consecutive periods of 24 hours with an interval of 24h hours between them (Rodrigues et
501 al., 2020), or exposed to two mates on multiple occasions during their lifetime (Macke et al., 2012).

Here we only tested the effect of the type of dispersal on sexual conflict. However, the outcome of sexual conflict may also change according to the type of population regulation. Indeed, under local competition, increased competition among relatives is predicted to cancel out the benefits of cooperation (Queller, 1992, Taylor, 1992, Wilson et al., 1992). This means that sexual conflict might be maintained among related individuals when competition is local (Pizzari et al., 2015, Wild et al., 2011). Yet, despite its general interest, we are not aware of any studies that explicitly test this.

The interplay between sex allocation and sexual conflict

Evolution under different population structures may simultaneously impact sex allocation and sexual conflict in a non-independent manner (Chapman, 2009, Schärer & Janicke, 2009). One possibility is that sexual conflict might impact sex allocation if a reduction in female fecundity prevents the production of optimal offspring sex ratios. Our sexual conflict experiment showed that females from the ancestral population mated to males from the ‘Global Random’ regime had the lowest fecundity, suggesting that these males inflict more harm. Yet females from the ‘Global Random’ regime produced offspring sex ratios closest to those predicted by theory (Table S1). In addition, ‘Global Random’ females, when mated to ‘Global Random’ males in the sex allocation experiment had higher fecundity (Figure S4, Table S4). This suggests that ‘Global Random’ females may have evolved mechanisms to overcome male harassment or induced harm, as shown in this (Macke et al., 2014) and other (Wigby & Chapman, 2004, Michalczyk et al., 2011) systems. Female resistance to harassment may thus be one trait involved simultaneously in the outcome of sexual conflict and sex allocation.

Conversely, sex allocation may also impact sexual conflict through changes in levels of

male-male competition; as the sex ratio becomes more male biased so will the intensity of competition. Indeed, evolving with kin may reduce male harm and be associated with more female-biased offspring sex ratios (Lukasiewicz et al., 2017); although the latter was not significantly different from the non-kin evolution treatment). In our sex allocation experiment, sex ratio was the least female-biased in the ‘Global Budding’ selection regime. However, males from this regime inflicted the least harm to females from the ancestral population (sexual conflict experiment), suggesting sex allocation evolution did not result in stronger sexual conflict.

Conclusions

To date, we are only aware of one study that considers the evolution of both sex allocation and sexual conflict under different population structures (Lukasiewicz et al., 2017). Although the latter study is a very important step toward integrating responses of both traits, relatedness was the only variable that differed between treatments. Therefore, much remains to be investigated concerning the consequences of populations structure for these traits, which have been found to be non-independent in a number of systems (Macke et al., 2014, Boulton et al., 2019, Boulton & Shuker, 2015). Here, we show that responses to selection on these traits under different population structures mostly depended on the dispersal regime. Clearly, more studies simultaneously investigating the evolution of sex allocation and sexual conflict are needed, as interactions among these traits may account for data not matching theoretical predictions.

Acknowledgements

We would like to thank François Rousset and Elsa Noël for helpful discussion about this manuscript. This work was funded by an ERC consolidating grant (COMPCON GA 725419) to

546 SM, a joint grant from the Agence Nationale de la Recherche and the Fundação para a Ciência e a
547 Tecnologia to Isabelle Olivieri and SM (FCT-ANR/BIA- EVF/0013/2012), a PHC-PESSOA grant
548 (38014YC) to ABD and SM, and a SIRIC Montpellier Cancer Grant
549 (INCa_Inserm_DGOS_12553) funded the irradiator. This is ISEM contribution number 2020-310.

550

551 Data is archived at Dryad: <https://doi.org/10.5061/dryad.w3r2280ph>

552

553

554 **References**

- 555 Arnqvist, G. & Rowe, L. 2005. *Sexual Conflict*. Princeton University Press, Princeton.
- 556 Aviles, L. 1993. Interdemic selection and the sex ratio: A social spider perspective. *Am. Nat.* **142**: 320-
557 345.
- 558 Bolker, B. M., Brooks, M. E., Clark, C. J., Geange, S. W., Poulsen, J. R., Stevens, M. H. & White, J. S.
559 2009. Generalized linear mixed models: a practical guide for ecology and evolution. *Trends Ecol*
560 *Evol* **24**: 127-35.
- 561 Boulton, R. A., Cook, N., Greenway, E. V., Glaser, G. L., Green, J. & Shuker, D. M. 2019. Local mate
562 competition modifies the costs of mating in a mostly monandrous parasitoid wasp. *Behav Ecol* **30**:
563 417-425.
- 564 Boulton, R. A. & Shuker, D. M. 2015. A sex allocation cost to polyandry in a parasitoid wasp. *Biol Lett* **11**:
565 20150205.
- 566 Bourke, A. F. 2009. The kin structure of sexual interactions. *Biol Lett* **5**: 689-92.
- 567 Breeuwer, J. A. 1997. Wolbachia and cytoplasmic incompatibility in the spider mites *Tetranychus urticae*
568 and *T. turkestanii*. *Heredity* **79**: 41-47.
- 569 Brooks, M. E., Kristensen, K., van Benthem, K. J., Magnusson, A., Nielson, A., Skuag, H. J., Maechler, M.
570 & Bolker, B. M. 2017. Balances Speed and Flexibility among Packages for Zero-Inflated
571 Generalized Linear Mixed Modeling. *The R Journal* **9**: 41-47.
- 572 Bulmer, M. G. 1986. Sex ratio theory in geographically structured populations. *Heredity* **56**: 69-73.
- 573 Carazo, P., Tan, C. K., Allen, F., Wigby, S. & Pizzari, T. 2014. Within-group male relatedness reduces
574 harm to females in *Drosophila*. *Nature* **505**: 672-5.
- 575 Chapman, T. 2009. Sexual conflict and sex allocation. *Biol Lett* **5**: 660-2.
- 576 Charnov, E. L. 1982. *The Theory of Sex Allocation*. Princeton University Press, Princeton.
- 577 Chippindale, A. K., Berggren, M., Alpern, J. H. & Montgomerie, R. 2015. Does kin selection moderate
578 sexual conflict in *Drosophila*? *Proc R Soc Lond B* **282**: 20151417.

579 Chung, N., Pienaar, J. & Greeff, J. M. 2019. Evolutionary stable sex ratios with non-facultative male-eggs
 580 first sex allocation in fig wasps. *Oikos* **128**: 859-868.

581 Courteau, J. & Lessard, S. 2000. Optimal sex ratios in structured populations. *J Theor Biol* **207**: 159-75.

582 Crawley, M. J. 2007. *The R Book*. Wiley.

583 Crudgington, H. S., Beckerman, A. P., Brustle, L., Green, K. & Snook, R. R. 2005. Experimental removal
 584 and elevation of sexual selection: does sexual selection generate manipulative males and resistant
 585 females? *Am Nat* **165**: S72-S87.

586 Eldakar, O. T. & Wilson, D. S. 2011. Eight criticisms not to make about group selection. *Evolution* **65**:
 587 1523-6.

588 Faria, G. S., Gardner, A. & Carazo, P. 2020. Kin discrimination and demography modulate patterns of
 589 sexual conflict. *Nat Ecol Evol* **4**: 1141-1148.

590 Faria, G. S., Varela, S. A. & Gardner, A. 2015. Sex-biased dispersal, kin selection and the evolution of
 591 sexual conflict. *J Evol Biol* **28**: 1901-10.

592 Frank, S. 1985. Hierarchical selection theory and sex ratios. II. On applying the theory, and a test with fig
 593 wasps. *Evolution* **39**: 949-964.

594 Frank, S. 1986. The genetic value of sons and daughters. *Heredity* **56**: 351-354.

595 Frank, S. 1987. Variable sex ratio among colonies of ants. *Behav Ecol Sociobiol* **20**: 195-201.

596 Frank, S. 1998. *Foundations of social evolution*. Princeton University Press, Princeton.

597 Gardner, A., Arce, A. & Alpedrinha, J. 2009. Budding dispersal and the sex ratio. *J Evol Biol* **22**: 1036-45.

598 Gardner, A. & West, S. A. 2006. Demography, altruism, and the benefits of budding. *J Evol Biol* **19**: 1707-
 599 16.

600 Greeff, J. M. 1996. Alternative mating strategies, partial sibmating and split sex ratios in haplodiploid
 601 species. *J Evol Biol* **9**: 855-869.

602 Griffin, A. S., West, S. A. & Buckling, A. 2004. Cooperation and competition in pathogenic bacteria.
 603 *Nature* **430**: 1024-1027.

604 Hamilton, W. D. 1964. The genetical evolution of social behaviour. I. *J Theor Biol* **7**: 1-16.

605 Hamilton, W. D. 1967. Extraordinary sex ratios. *Science* **156**: 477-488.

606 Helle, W. & Sabelis, M. W. 1985. *Spider Mites: Their Biology, Natural Enemies and Control*. Elsevier,
607 Amsterdam.

608 Herre, E. A. 1985. Sex ratio adjustment in fig wasps. *Science* **228**: 896-898.

609 Hollis, B., Kawecki, T. J. & Keller, L. 2015. No evidence that within-group male relatedness reduces harm
610 to females in *Drosophila*. *Ecol Evol* **5**: 979-83.

611 Hothorn, T., Bretz, F. & Westfall, P. 2008. Simultaneous inference in general parametric models. *Biomet J*
612 **50**: 346-363.

613 Kennedy, G. G. & Smitley, D. R. (1985) Dispersal. In: *Spider mites. Their biology, natural enemies and*
614 *control*. Vol. 1. pp. Elsevier, Amsterdam.

615 Krainacker, D. A. & Carey, J. R. 1989. Reproductive limits and heterogeneity of male two-spotted spider
616 mites. *Entom Exp et Appl* **50**: 209-214.

617 Kummerli, R., Gardner, A., West, S. A. & Griffin, A. S. 2009. Limited dispersal, budding dispersal, and
618 cooperation: an experimental study. *Evolution* **63**: 939-49.

619 Le Page, S., Sepil, I., Flinham, E., Pizzari, T., Carazo, P. & Wigby, S. 2017. Male relatedness and
620 familiarity are required to modulate male-induced harm to females in *Drosophila*. *Proc Roy Soc*
621 *Lond B* **201**: 20170441.

622 Lehmann, L., Perrin, N. & Rousset, F. 2006. Population demography and the evolution of helping
623 behaviors. *Evolution* **60**: 1137-1151.

624 Lehmann, L. & Rousset, F. 2010. How life history and demography promote or inhibit the evolution of
625 helping behaviours. *Philos Trans R Soc Lond B* **365**: 2599-2617.

626 Lukasiewicz, A., Szubert-Kruszynska, A. & Radwan, J. W. 2017. Kin selection promotes female
627 productivity and cooperation between the sexes. *Sci Adv* **3**: e1602262.

628 Lymbery, S. J. & Simmons, L. W. 2017. Males harm females less when competing with familiar relatives.
629 *Proc Roy Soc Lond B* **284**: e20171984.

630 Macke, E., Magalhães, S., Bach, F. & Olivieri, I. 2011. Experimental evolution of reduced sex ratio
631 adjustment under local mate competition. *Science* **334**: 1127-1129.

632 Macke, E., Magalhães, S., Do-Thi Khanh, H., Frantz, A., Facon, B. & Olivieri, I. 2012. Mating modifies
633 female life history in a haplodiploid spider mite. *Am Nat* **179**: E147-162.

634 Macke, E., Olivieri, I. & Magalhães, S. 2014. Local mate competition mediates sexual conflict over sex
635 ratio in a haplodiploid spider mite. *Curr Biol* **24**: 2850-4.

636 Michalczyk, L., Millard, A. L., Martin, O. Y., Lumley, A. J., Emerson, B. C. & Gage, M. J. 2011.
637 Experimental evolution exposes female and male responses to sexual selection and conflict in
638 *Tribolium castaneum*. *Evolution* **65**: 713-724.

639 Migeon, A. & Dorkeld, F. (2019) Spider Mites Web: A Comprehensive Database for the Tetranychidae.
640 <https://www1.montpellier.inra.fr/CBGP/spmweb/>.

641 Mitchell, R. 1973. Growth and population dynamics of a spider mite (*Tetranychus urticae* K., Acarina:
642 Tetranychidae). *Ecology* **54**: 1349-1355.

643 Osouli, S., Nejad, K. H. I., Ziaie, F. & Moghaddam, M. 2014. Gamma irradiation used on adult *Tetranychus*
644 *urticae* Koch as a quarantine treatment. *J Plant Prot Res* **54**: 150-155.

645 Parker, G. A. 2006. Sexual conflict over mating and fertilization: an overview. *Philos Trans R Soc Lond B*
646 **361**: 235-59.

647 Pizzari, T., Biernaskie, J. M. & Carazo, P. 2015. Inclusive fitness and sexual conflict: How population
648 structure can modulate the battle of the sexes. *BioEssays* **37**: 155-166.

649 Pizzari, T. & Gardner, A. 2012. The sociobiology of sex: inclusive fitness consequences of inter-sexual
650 interactions. *Philos Trans R Soc Lond B* **367**: 2314-23.

651 Queller, D. C. 1992. Does population viscosity promote kin selection? *Trends Ecol Evol* **7**: 322-324.

652 Rankin, D. J. 2011. Kin selection and the evolution of sexual conflict. *J Evol Biol* **24**: 71-81.

653 Reece, S. E., Drew, D. R. & Gardner, A. 2008. Sex ratio adjustment and kin discrimination in malaria
654 parasites. *Nature* **453**: 609-14.

655 Reece, S. E., Shuker, D. M., Pen, I., Duncan, A. B., Choudhary, A., Batchelor, C. M. & West, S. A. 2004.
656 Kin discrimination and sex ratios in a parasitoid wasp. *J Evol Biol* **17**: 208-216.

657 Rodrigues, A. M. M. & Gardner, A. 2015. Simultaneous failure of two sex-allocation invariants:
658 implications for sex-ratio variation within and between populations. *Proc Roy Soc Lond B* **282**.

659 Rodrigues, L. R., Figueiredo, A. R. T., Van Leeuwen, T., Olivieri, I. & Magalhães, S. 2020. Costs and
660 benefits of multiple mating in a species with first-male sperm precedence. *J Anim Ecol* **89**: 1045-
661 1054.

662 Rousset, F. 2004. *Genetic structure and selection in subdivided populations*. Princeton University Press,
663 Princeton.

664 Schärer, L. & Janicke, T. 2009. Sex allocation and sexual conflict in simultaneously hermaphroditic
665 animals. *Biol Lett* **5**: 705-708.

666 Stubblefield, J. W. & Seger, J. 1990. Local mate competition with variable fecundity: dependence of
667 offspring sex ratios on information utilization and mode of male production. *Behav Ecol* **1**: 68-80.

668 Taylor, P. D. 1981. Intra-sex and intersex sibling interactions as sex ratio determinants. *Nature* **291**: 64-66.

669 Taylor, P. D. 1992. Altruism in viscous populations - an inclusive fitness model. *Evol Ecol* **6**: 352-356.

670 Taylor, P. D. & Bulmer, M. G. 1980. Local mate competition and the sex ratio. *J Theor Biol* **86**: 409-419.

671 Taylor, P. D. & Crespi, B. J. 1994. Evolutionary stable strategy sex ratios when correlates of relatedness
672 can be assessed. *Am Nat* **143**: 297-316.

673 Tien, N. S., Sabelis, M. W. & Egas, M. 2015. Inbreeding depression and purging in a haplodiploid: gender-
674 related effects. *Heredity* **114**: 327-32.

675 West, S. A. 2009. *Sex Allocation*. Princeton University Press, Princeton.

676 West, S. A., Pen, I. & Griffin, A. S. 2002a. Cooperation and competition between relatives. *Science* **296**:
677 72-5.

678 West, S. A., Smith, T. G. & Read, A. F. 2002b. Fertility insurance and the sex ratios of malaria and related
679 hemosporin blood parasites. *J Parasit* **88**: 258-263.

680 Wigby, S. & Chapman, T. 2004. Female resistance to male harm evolves in response to manipulation of
681 sexual conflict. *Evolution* **58**: 1028-1037.

682 Wild, G., Pizzari, T. & West, S. A. 2011. Sexual conflict in viscous populations: the effect of the timing of
683 dispersal. *Theor Popul Biol* **80**: 298-316.

684 Wilson, D. S., Pollock, G. B. & Dugatkin, L. A. 1992. Can altruism evolve in purely viscous populations?
685 . *Evolutionary Ecology* **6**: 331-341.

686 Yamaguchi, Y. 1985. Sex ratios of an aphid subject to local mate competition with variable maternal
687 condition. *Nature* **318**: 460-462.

688 Zélé, F., Santos, I., Matos, M., Weill, M., Vavre, F. & Magalhães, S. 2020. Endosymbiont diversity in
689 natural populations of Tetranychus mites is rapidly lost under laboratory conditions. *Heredity* **124**:
690 603-617.

691 Zélé F., Santos, I., Olivieri, I., Weill, M., Duron, O. & Magãlhaes, S. 2018. Endosymbiont diversity and
692 prevalence in herbivorous spider mite populations in South-Western Europe. *FEMS Microbiol Ecol*
693 **94**.

694