



**HAL**  
open science

## Detection of Hopf bifurcations in chemical reaction networks using convex coordinates

Hassan Errami, Markus Eiswirth, Dima Grigoriev, Werner M Seiler, Thomas Sturm, Andreas Weber

► **To cite this version:**

Hassan Errami, Markus Eiswirth, Dima Grigoriev, Werner M Seiler, Thomas Sturm, et al.. Detection of Hopf bifurcations in chemical reaction networks using convex coordinates. *Journal of Computational Physics*, 2015, 291, pp.279 - 302. 10.1016/j.jcp.2015.02.050 . hal-03044741


**HAL Id: hal-03044741**

**<https://hal.science/hal-03044741>**

Submitted on 7 Dec 2020

**HAL** is a multi-disciplinary open access archive for the deposit and dissemination of scientific research documents, whether they are published or not. The documents may come from teaching and research institutions in France or abroad, or from public or private research centers.

L'archive ouverte pluridisciplinaire **HAL**, est destinée au dépôt et à la diffusion de documents scientifiques de niveau recherche, publiés ou non, émanant des établissements d'enseignement et de recherche français ou étrangers, des laboratoires publics ou privés.



# Detection of Hopf bifurcations in chemical reaction networks using convex coordinates



Hassan Errami<sup>a,b</sup>, Markus Eiswirth<sup>c,d</sup>, Dima Grigoriev<sup>e</sup>, Werner M. Seiler<sup>b</sup>, Thomas Sturm<sup>f</sup>, Andreas Weber<sup>a,\*</sup>

<sup>a</sup> Institut für Informatik II, Universität Bonn, Bonn, Germany

<sup>b</sup> Institut für Mathematik, Universität Kassel, Kassel, Germany

<sup>c</sup> Fritz-Haber Institut der Max-Planck-Gesellschaft, Berlin, Germany

<sup>d</sup> Ertl Center for Electrochemistry and Catalysis, Gwangju Institute of Science and Technology (GIST), South Korea

<sup>e</sup> CNRS, Mathématiques, Université de Lille, Villeneuve d'Ascq, 59655, France

<sup>f</sup> Max-Planck-Institut für Informatik, Saarbrücken, Germany

## ARTICLE INFO

### Article history:

Received 15 September 2013

Received in revised form 24 February 2015

Accepted 24 February 2015

Available online 16 March 2015

### Keywords:

Hopf bifurcation

Chemical reaction networks

Convex coordinates

Stoichiometric network analysis

## ABSTRACT

We present efficient algorithmic methods to detect Hopf bifurcation fixed points in chemical reaction networks with symbolic rate constants, thereby yielding information about the oscillatory behavior of the networks. Our methods use the representations of the systems on convex coordinates that arise from stoichiometric network analysis. One of our methods then reduces the problem of determining the existence of Hopf bifurcation fixed points to a first-order formula over the ordered field of the reals that can be solved using computational logic packages. The second method uses ideas from tropical geometry to formulate a more efficient method that is incomplete in theory but worked very well for the examples that we have attempted; we have shown it to be able to handle systems involving more than 20 species.

© 2015 The Authors. Published by Elsevier Inc. This is an open access article under the CC BY-NC-ND license (<http://creativecommons.org/licenses/by-nc-nd/4.0/>).

## 1. Introduction

The dynamics of (bio)-chemical systems are usually described using mass action kinetics, i.e. the reaction rates are proportional to some power of the species concentrations involved. Assuming well mixed species and neglecting spatial distributions and diffusion effects the dynamics can be represented by ordinary differential equations (ODE) for systems without additional constraints or by differential algebraic equations (DAEs) for systems with constraints. Reaction rates are parameters of the systems, whereas species concentrations are the variables of the systems.

In complex systems it is sometimes difficult to estimate the values of the parameters and some parameters are frequently not fully identifiable from experimental data at all. The parametric uncertainty (with wide potential variations of parameters by several orders of magnitudes) leads to severe limitations of numerical techniques even for rather small and low dimensional models.

However, quite a few conclusions regarding the dynamics can be drawn from the structure of the reaction network itself [1–3]. In this context, there has been a surge in the development of algebraic methods that are based on the structure of the network and the associated stoichiometry of the chemical species. These methods are aimed at understanding the qualitative

\* Corresponding author.

E-mail address: [weber@cs.uni-bonn.de](mailto:weber@cs.uni-bonn.de) (A. Weber).

behavior of the network (e.g., steady states, stability, bifurcations, and periodic orbits) [4–7]. In particular, the analysis of chemical reaction networks by detecting the occurrence of Hopf bifurcation fixed points was a topic of considerable research effort in the last decade due to its relation to oscillatory behavior.

Furthermore, independent of chemical networks but in the general mathematical context of ordinary differential equations, techniques for non-numeric investigations of Hopf bifurcations fixed points have been developed. A fully algebraic criterion for Hopf bifurcation fixed points for ODEs with polynomial vector fields has been introduced by Liu [8]. Being unaware of the result of Liu [8] El Kahoui and Weber [9] rediscovered this criterion independently and could formalize the problem as an existentially quantified formula in the language of the first-order theory of the ordered field of the real numbers. By this formulation the problem was opened to a full algorithmic analysis using the powerful technique of quantifier elimination on real closed fields [10]. This technique has already been successfully applied to systems with mass action kinetics of few dimensions [11]. Although the method is complete in theory it fails in practice for systems of higher dimensions and also for generalized mass action systems allowing non-integer exponents. Using ideas from the so-called *stoichiometric network analysis* (SNA) [12], it is possible to analyze the system dynamics in flux space instead of the concentration space and to represent the space of the steady states with a combination of subnetworks using methods from convex geometry. Methods for detecting Hopf bifurcations using similar approaches have been used in several “hand computations” in a semi-algorithmic way for parametric systems, the most elaborate of which is described in [4].

In this paper we present efficient algorithmic methods to detect Hopf bifurcation fixed points in chemical reaction networks with symbolic rate constant; our methods are based on combinations, enhancements and extensions of these previous methods. In the first algorithmic method presented in this paper we applied a combination of the known (and already demonstrated) algorithmic reduction to quantifier elimination problems over the reals and the algorithmic solutions of these problems with techniques arising from stoichiometric network analysis, such as the use of convex coordinates. Technically this combination will yield an existentially quantified problem that consists of determining Hopf bifurcation fixed point with empty unstable manifold involving the conjunction of the following condition: an equality condition on the principal minor of the Jacobian of the vector field in conjunction with inequality conditions on other sub minors and positivity conditions on the variables and parameters.

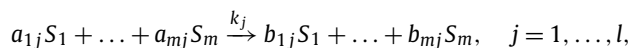
Another method for the parametric detection of Hopf bifurcations that also uses techniques of stoichiometric networks analysis is presented as the second algorithm in this paper. This algorithm builds on the basic observation that the condition for existence of Hopf bifurcation fixed points when using convex coordinates is given by the single polynomial equation equating the principal minor of the Jacobian of the vector field with zero—together with positivity conditions on the convex coordinates. Using this algorithm a test for the existence of unstable empty manifolds is dropped resp. delayed to already determined witness points for Hopf bifurcations. Therefore the main algorithmic problem is to determine whether a single multivariate polynomial can have a zero for positive coordinates. For this purpose we provide heuristics on the basis of the Newton polytope that ensure the existence of positive and negative values of the polynomial for positive coordinates.

We evaluate our methods on a variety of examples—some of which concern a number of dimensions even higher than 20. Considering the performance of our methods we could even analyze some networks in their unreduced forms, a task for which the only previously available approach was the analysis of quasi-steady state approximations.

## 2. Preliminaries

### 2.1. Chemical reaction networks

Chemical reactions are determined by the reacting chemicals and some rules for possible reactions which transfer one group of chemicals into another group of chemicals. Usually a chemical reaction system is represented by reaction laws. For each reaction, the *reactants* are given on the left-hand side of an arrow and the *products* on the right-hand side:



where  $S_i$  are the reacting species and their concentrations will appear as  $x_i$ . The parameters  $a_{mj}$  are non-negative integers and are called the *stoichiometric coefficients*. The non-negative parameters  $k_j$  are the *rate constants* [13,4]. The linear combination appearing on the left-hand sides as well as right-hand side are called *complexes*. Using the set  $\mathcal{C} = \{C_1, C_2, \dots, C_n\}$  of all occurring complexes in the network one can define the chemical reaction network as a bipartite graph with the set of complexes and set of species as vertices. There exist directed edges between two complexes if these occur in a reaction. The edge weight is the rate constant of the reaction. If the complex contains a species then there exists an edge between them with an edge weight given by the stoichiometry of the chemical species. The adjacency matrix of this graph is denoted by the  $m$ -by- $n$  matrix  $Y$ . The incidence matrix  $I_a$  is an  $n$ -by- $l$  matrix and has the information whether the complex is present as a reactant (entry  $-1$ ) or product (entry  $1$ ) vertex of the graph. The  $I_K$  is an  $l$ -by- $n$  matrix that has non-zero entries only for reactant vertices, where the weight of the edge is the rate constant of the reaction.

Assuming well mixing the dynamics of the system is given by the following system of ordinary differential equations: For the vector of concentrations  $x$  of the species the rate of change is given by

$$\dot{x} = Y I_a I_K \Psi(x), \quad (1)$$

where  $\Psi_j(x) = x^{y'_j}$ ,  $j = 1 \dots n$ , where the multi-index exponent vectors  $y'_j$  coincide with the column vectors of  $Y$  for mass action kinetics, and are vectors of reals for generalized mass action kinetics [1,14]. The kinetic order matrix [12,4]  $\mathcal{K}$  is an  $m$ -by- $l$  matrix defined by  $\mathcal{K} = (y'_{ji})$ .

Eq. (1) can be also represented as:

$$\dot{x} = Sv(x, k), \quad (2)$$

where  $S = YI_a$  is the stoichiometric matrix and  $v(x, k) = I_K\Psi(x)$  is the flux vector.

The description of chemical reaction networks as digraphs has been studied at least as back as on the papers of Ivanova [15], although in the scientific literature in English this seems to have been first published by Ermakov, cf. the discussion given in [16].

## 2.2. Flux cone and convex parameters

In 1980, Clarke introduced a new method, called stoichiometric network analysis (SNA), to analyze the stability of mass-action chemical reaction systems [12], which is based on even earlier work of him [17–19]. The idea of SNA is to observe the dynamics of the system in reaction space instead of concentration space. This leads to the expansion of the steady state into a combination of subnetworks that form a convex cone in flux-space, called a *flux cone* [20]. To analyze a chemical system one is interested in its stationary reaction behavior, which is observable in experiments, e.g., one investigates the solution set of

$$Sv(x, k) = 0, \quad (3)$$

where  $S$  represents the stoichiometric matrix and  $v(x, k)$  represents the flux vector. As long as we split each reversible reaction into two irreversible reactions (corresponding to the forward and backward directions) the flux through these reactions must be greater than or equal to zero, i.e.,

$$v(x, k) \geq 0 \quad (4)$$

The set of all possible stationary solutions over the network  $\mathcal{N}$  that fulfill Eq. (3) and the constraint (4) defines a convex polyhedral cone, called *flux cone* [12,21]. The minimal set of generating vectors  $\mathcal{E}$ , which can be geometrically interpreted as the edges of the flux cone are known in chemistry as *extreme fluxes* or *extreme currents*. Each flux vector satisfying the steady-state equations can be represented in flux space as a linear combination of the extreme currents  $\mathcal{E}$  with nonnegative coefficients  $j_i$  called the *convex parameters*.

The advantage of stoichiometric network analysis is the ability to analyze subnetworks separately instead of analyzing the whole complex network. The first step in the analysis is the computation of extreme currents. We must therefore include algorithms that are capable of dealing with polyhedral computations. There are several software packages for such computations and in computational geometry in particular, there are two efficient tools that we use in our current implementation, namely, the Java tool `POLCO`<sup>1</sup> and the program `POLYMAKE`,<sup>2</sup> which was written in Perl and C++ and designed for the algorithmic treatment of polytopes and polyhedra [22].

## 2.3. Modeling chemical systems with pseudolinear ordinary differential equations

The differential equations in chemical reaction networks are usually constrained reflecting various physical conservation laws. The systems with linear constraints that are often found in chemical reaction networks can easily be generalized to *pseudolinear ordinary differential equations*. The basic underlying property of the considered differential equations is captured by the following definition.

**Definition 1.** We call an autonomous system of ordinary differential equations  $\dot{\mathbf{x}} = \phi(\mathbf{x})$  for an unknown function  $\mathbf{x} : \mathbb{R} \rightarrow \mathbb{R}^n$  *pseudolinear*, if its right hand side can be written in the form  $\phi(\mathbf{x}) = N\psi(\mathbf{x})$  with a constant matrix  $N \in \mathbb{R}^{n \times m}$  and some vector valued function  $\psi : \mathbb{R}^n \rightarrow \mathbb{R}^m$ .

Obviously, any *polynomially* nonlinear system can be written in such a form, if we take as  $\psi(\mathbf{x})$  the vector of all terms appearing on the right-hand side of the system. As one can see from the following two lemmata, the pseudolinear structure is of interest only in the case that the matrix  $N$  does not possess full row rank and thus, the range of  $N$  is not the full space  $\mathbb{R}^n$ . In the following, we will always assume that the function  $\psi$  satisfies  $m \geq n$ , as this is usually the case in applications like reaction kinetics.

**Lemma 1.** For a pseudolinear system  $\dot{\mathbf{x}} = N\psi(\mathbf{x})$  any affine subspace of the form  $\mathcal{A}_y = \mathbf{y} + \text{im } N \subseteq \mathbb{R}^n$  for an arbitrary constant vector  $\mathbf{y} \in \mathbb{R}^n$  defines an invariant manifold.

<sup>1</sup> <http://www.csb.ethz.ch/tools/polco>.

<sup>2</sup> <http://www.polymake.org/doku.php>.

**Proof.** Obviously, we have  $\dot{\mathbf{x}}(t) \in \text{im } N$  for all times  $t$  and, by the definition of an affine space, the tangent space  $T_{\mathbf{x}}\mathcal{A}_{\mathbf{y}}$  is simply  $\text{im } N$  for any point  $\mathbf{x} \in \mathcal{A}_{\mathbf{y}}$ . Thus, if  $\mathbf{x}(0) \in \mathcal{A}_{\mathbf{y}}$ , then the entire trajectory remains in  $\mathcal{A}_{\mathbf{y}}$ .  $\square$

For application to reaction kinetics, the following minor strengthening of Lemma 1 is of interest. Assume that the function  $\psi$  additionally satisfies  $\psi(\mathbf{x}) \in \mathbb{R}_{\geq 0}^m$  for all  $\mathbf{x} \in \mathbb{R}_{\geq 0}^n$  which is for example trivially the case when each component of  $\psi$  is a polynomial with positive coefficients. If we solve our differential equation for non-negative initial data  $\mathbf{x}(0) = \mathbf{x}_0 \in \mathbb{R}_{\geq 0}^n$ , then the solution always remains in the convex polyhedral cone  $\mathbf{x}_0 + \{\sum_{i=1}^m \lambda_i \mathbf{n}_i \mid \forall i : \lambda_i \geq 0\}$  where the vectors  $\mathbf{n}_i$  are the columns of the matrix  $N$ . Indeed, in this case the tangent vector  $\dot{\mathbf{x}}(t)$  along the trajectory is trivially always a non-negative linear combination of the columns of  $N$ .

**Lemma 2.** Let  $\mathbf{v}^T \cdot \mathbf{x} = \text{Const}$  for some vector  $\mathbf{v} \in \mathbb{R}^n$  be a linear conservation law of a pseudolinear system  $\dot{\mathbf{x}} = N\psi(\mathbf{x})$  such that  $\text{im } \psi$  is not contained in a coordinate hyperplane  $H \subset \mathbb{R}^n$ . Then  $\mathbf{v} \in \ker N^T$ . Conversely, any vector  $\mathbf{v} \in \ker N^T$  induces a linear conservation law.

**Proof.** Let us first assume that  $\mathbf{v} \in \ker N^T$ . Then

$$\frac{d}{dt}(\mathbf{v}^T \cdot \mathbf{x}) = \mathbf{v}^T N \psi(\mathbf{x}) = (N^T \mathbf{v})^T \psi(\mathbf{x}) = 0.$$

If conversely  $\mathbf{v}^T \cdot \mathbf{x} = \text{Const}$  is a conservation law, then the same computation shows that  $(N^T \mathbf{v})^T \psi(\mathbf{x}) = 0$  for all  $\mathbf{x} \in \mathbb{R}^n$ . Because of our assumption regarding the function  $\psi$ , such an identity can only hold, if  $N^T \mathbf{v} = 0$ .  $\square$

By a classical result in linear algebra (the four “fundamental spaces” of a matrix), we have the direct sum decomposition  $\mathbb{R}^n = \text{im } N \oplus \ker N^T$ , which is an orthogonal decomposition with respect to the standard scalar product. Therefore we may consider Lemma 1 as a corollary to Lemma 2, as the above described invariant manifolds are simply defined by all the linear conservation laws produced by Lemma 2.<sup>3</sup>

Gatermann and Huber [13] speak of a conservation law only in the case that  $v_i \geq 0$  for all components  $v_i$  of the vector  $\mathbf{v}$ . In mathematics, we are not aware of such a restriction and for the results in this section it is not necessary. However, this restriction appears of course quite naturally in the context of reaction kinetics (due to simple physical reasons). Moreover, this restriction to non-negative values will be important for the efficiency of the algorithms presented below.

#### 2.4. Generation of algebraic data

To enable the computational analysis of a chemical network the reactions should be presented in a format that enables the accurate representation of the network and allows the computational extraction of required data. For our computations we use the XML-based format SBML [23], which is widely used in biological research. For our computations we parse the SBML file that presents the chemical network and generate the necessary algebraic data using our *PoCaB* platform [24]. *PoCaB* is a software infrastructure and data base that is used to explore algebraic methods for bio-chemical reaction networks. It provides tools to extract relevant algebraic entities from the network description such as stoichiometric matrices and their factorizations, kinetic matrices, polynomial systems, deficiencies and differential equations.

#### 2.5. Computational logic tools

In order to decide or to reduce the generated first-order formulae describing the existence of Hopf bifurcation fixed points we can use tools from computational logic. The ones used for the examples described below are the following:

QEPCAD [25] implements partial cylindrical algebraic decomposition (CAD). The development of QEPCAD started with the early work of Collins and his collaborators on CAD circa 1973 and continues to this today. QEPCAD is supplemented by another software package called SLFQ for simplifying quantifier-free formulas using CAD. Both QEPCAD and SLFQ are freely available.<sup>4</sup>

The SLFQ system<sup>5</sup> uses QEPCAD as a black box for simplifying quantifier-free formulas. QEPCAD is able to simplify formulae, but its time and space requirements become prohibitive when input formulae are large. SLFQ essentially breaks large input formulae into small pieces, uses QEPCAD to simplify the pieces, and starts a process of combining simplified subformulae and applying QEPCAD to simplify the combined subformulae. Eventually this process produces a simplification of the entire initial formula.

<sup>3</sup> Note that in the special case most relevant for us, namely that each component of  $\psi$  is a different monomial, the assumption made in Lemma 2 is always satisfied.

<sup>4</sup> <http://www.usna.edu/Users/cs/qepcad/B/QEPCAD.html>.

<sup>5</sup> Available at <http://www.cs.usna.edu/~qepcad/SLFQ/Home.html>.

REDLOG<sup>6</sup> [26,27] was originally motivated by the efficient implementation of quantifier elimination based on virtual substitution methods [28–30]. REDLOG also includes CAD and Hermitian quantifier elimination [31–33] for the reals as well as quantifier elimination for various other domains [34] including the integers [35,36]. The development of REDLOG was initiated in 1992 by one of the authors (T. Sturm) of this paper and continues until today. REDLOG is included in the computer algebra system REDUCE, which is open source.<sup>7</sup> In addition to regular quantifier elimination methods for the reals, REDLOG includes several variants of quantifier elimination. In particular, these variants include *extended quantifier elimination* [29], which additionally yields sample solutions for existential quantifiers, and *positive quantifier elimination* [37,11], which includes powerful simplification techniques based on the knowledge that all considered variables are restricted to positive values. In chemical systems, the region of interest is the positive cone of the state variables, and the parameters of interest are known also to be positive, positive quantifier elimination is therefore of special importance and will be used for our computations.

Z<sub>3</sub> is a new and efficient SMT solver that is freely available from Microsoft Research.<sup>8</sup> It uses novel algorithms for quantifier instantiation and theory combination [38]. The first external release of Z<sub>3</sub> was in 2007.

For a fully quantified existential formula REDLOG returns *true* resp. *false* as equivalent quantifier free formula, whereas Z<sub>3</sub> returns *sat* resp. *unsat*—denoting the satisfiability resp. unsatisfiability of the formula.

### 3. Hopf bifurcations and invariant manifolds

#### 3.1. Hopf bifurcations

Consider a parameterized autonomous ordinary differential equation of the form  $\dot{x} = f(u, x)$  with a scalar parameter  $u$ . By a classical result of Hopf, at the point  $(u_0, x_0)$ , this system exhibits a Hopf bifurcation, i.e. an equilibrium transforms into a limit cycle, if  $f(u_0, x_0) = 0$  and if the Jacobian  $D_x f(u_0, x_0)$  has a simple pair of purely imaginary eigenvalues and no other eigenvalues with zero real parts [39, Thm. 3.4.2].<sup>9</sup> The proof of this result is based on the center manifold theorem. From a physical point of view, the most interesting case is that the unstable manifold of the equilibrium  $(u_0, x_0)$  is empty. However, for the mere existence of a Hopf bifurcation, this assumption is not necessary.

In [9], it is shown that for a parameterized vector field  $f(u, x)$  and the autonomous ordinary differential system associated with it, there is a semi-algebraic description of the set of parameter values for which a Hopf bifurcation (with an empty unstable manifold) occurs. Specifically, this semi-algebraic description can be expressed by the following first-order formula:

$$\begin{aligned} \exists x(f_1(u, x) = 0 \wedge f_2(u, x) = 0 \wedge \dots \wedge f_n(u, x) = 0 \\ \wedge a_n > 0 \wedge \Delta_{n-1}(u, x) = 0 \wedge \Delta_{n-2}(u, x) > 0 \wedge \dots \wedge \Delta_1(u, x) > 0) \end{aligned} \tag{5}$$

In this formula  $a_n$  is  $(-1)^n$  times the Jacobian determinant of the matrix  $Df(u, x)$ , and  $\Delta_i(u, x)$  is the  $i$ th Hurwitz determinant of the characteristic polynomial of the same matrix  $Df(u, x)$ .

The proof uses a formula of Orlando [40], which is also discussed in several monographs, e.g. in [41] and [42]. However, a closer inspection of the two parts of the proof of [9, Theorem 3.5] shows the following: for a fixed point (given in possibly parameterized form) the condition that there is a pair of purely imaginary eigenvalues is given by the condition  $\Delta_{n-1}(u, x) = 0$  and the condition that each other eigenvalue has a negative real part is given by  $\Delta_{n-2}(u, x) > 0 \wedge \dots \wedge \Delta_1(u, x) > 0$ . This statement (without referring to parameters explicitly) is also contained in [43, Theorem 2], in which a different proof technique is used.

Therefore, if we drop the condition for Hopf bifurcation points that they have empty unstable manifolds, a semi-algebraic description of the set of parameter values for which a Hopf bifurcation occurs for the system is given by the following formula:

$$\begin{aligned} \exists x(f_1(u, x) = 0 \wedge f_2(u, x) = 0 \wedge \dots \wedge f_n(u, x) = 0 \\ \wedge a_n > 0 \wedge \Delta_{n-1}(u, x) = 0) \end{aligned} \tag{6}$$

Notice that when the quantifier elimination procedure yields sample points for existentially quantified formulae—as is the case for the virtual-substitution based method provided by REDLOG—then the condition  $\Delta_{n-2}(u, x) > 0 \wedge \dots \wedge \Delta_1(u, x) > 0$  can be tested for the sample points later on, i.e. one can then test whether this Hopf bifurcation fixed point has an empty unstable manifold.

*Example: Lorenz system.* The famous “Lorenz system” [44,39,45] is given by the following system of ODEs:

<sup>6</sup> <http://www.redlog.eu/>.

<sup>7</sup> <http://reduce-algebra.sourceforge.net/>.

<sup>8</sup> <http://z3.codeplex.com/>.

<sup>9</sup> We ignore here the non-degeneracy condition that this pair of eigenvalues crosses the imaginary axis transversally, as it is always satisfied in realistic models.

$$\dot{x}(t) = \alpha (y(t) - x(t)) \quad (7)$$

$$\dot{y}(t) = rx(t) - y(t) - x(t)z(t) \quad (8)$$

$$\dot{z}(t) = x(t)y(t) - \beta z(t) \quad (9)$$

It is named after Edward Lorenz at MIT, who first investigated this system as a simple model arising in connection with fluid convection.

After imposing positivity conditions on the parameters the following answer is obtained using a combination of REDLOG and formula simplification using SLFQ for the test of a Hopf bifurcation fixed point:

$$\begin{aligned} &(-\alpha^2 - \alpha\beta + \alpha r - 3\alpha - \beta r - r = 0 \vee -\alpha\beta + \alpha r - \alpha - \beta^2 - \beta = 0) \wedge \\ &-\alpha^2 - \alpha\beta + \alpha r - 3\alpha - \beta r - r \leq 0 \wedge \\ &\beta > 0 \wedge \alpha > 0 \wedge -\alpha\beta + \alpha r - \alpha - \beta^2 - \beta \geq 0 \end{aligned} \quad (10)$$

When testing for Hopf bifurcation fixed points with empty unstable manifolds, we obtain the following formula:

$$\begin{aligned} &\alpha^2 + \alpha\beta - \alpha r + 3\alpha + \beta r + r = 0 \wedge \\ &\alpha r - \alpha - \beta^2 - \beta \geq 0 \wedge \\ &2\alpha - 1 \geq 0 \wedge \beta > 0 \end{aligned} \quad (11)$$

These two formulae are not equivalent, and therefore, for the case of the Lorenz system not all Hopf bifurcation fixed points have unstable empty manifolds.

### 3.2. Reduction to invariant manifolds

As already discussed in Section 2.3, chemical reaction systems with linear conservation laws can easily be generalized to pseudolinear ordinary differential equations. However the existence of these constraints makes the Jacobian matrices singular and thus leads to incorrect computations of Hopf bifurcations. We present here a method to tackle these singularities by reduction to invariant manifolds. The following material represents a slight generalization of results already well-known for systems in reaction kinetics (see, e.g. [13] and references therein).

If a dynamical system admits invariant manifolds, we may consider a system of lower dimension by reducing to such a manifold. However, in general it may not be possible to explicitly derive the reduced system. Nevertheless, for many purposes, such as stability or bifurcation analysis, one can easily reduce to smaller matrices. The following result describes such a reduction process in the linear case. It represents an elementary exercise in basic linear algebra. To avoid the inversion of matrices, we consider  $\mathbb{R}^n$  here to be a Euclidean space with respect to the standard scalar product.

**Lemma 3.** *Let  $A$  be the matrix of a linear mapping  $\mathbb{R}^n \rightarrow \mathbb{R}^n$  for the standard basis, and let  $\mathcal{U} \subseteq \mathbb{R}^n$  be a  $k$ -dimensional  $A$ -invariant subspace. If the columns of the matrix  $W \in \mathbb{R}^{n \times k}$  define an orthonormal basis of  $\mathcal{U}$ , then the restriction of the mapping to the subspace  $\mathcal{U}$  with respect to the basis defined by  $W$  is given by the matrix  $W^T A W \in \mathbb{R}^{k \times k}$ .*

**Proof.** Considered as a linear map  $\mathbb{R}^k \rightarrow \mathcal{U} \subseteq \mathbb{R}^n$ , the matrix  $W$  defines a parametrization of  $\mathcal{U}$  with inverse  $W^T : \mathcal{U} \rightarrow \mathbb{R}^k$ . Indeed,  $W^T W = \mathbb{1}_k$ , since the columns of  $W$  are orthonormal. If  $\mathbf{v} \in \mathcal{U}$ , then  $\mathbf{v} = W\mathbf{w}$  for some vector  $\mathbf{w} \in \mathbb{R}^k$  and thus  $W^T \mathbf{v} = (W^T W)\mathbf{w} = \mathbf{w}$  implying that  $(W W^T)\mathbf{v} = W\mathbf{w} = \mathbf{v}$ , i.e. the matrix  $W W^T \in \mathbb{R}^{n \times n}$  describes  $\text{id}_{\mathcal{U}}$ . By standard linear algebra, the matrix  $W^T A W$  therefore describes the restriction of  $A$  to  $\mathcal{U}$ .  $\square$

As a simple application, we note that in the case of a pseudolinear system  $\dot{\mathbf{x}} = N\psi(\mathbf{x})$  the stability properties of an equilibrium  $\mathbf{x}_e$  of the pseudolinear system  $\dot{\mathbf{x}} = N\psi(\mathbf{x})$  are determined by the eigenstructure of the reduced Jacobian

$$J = W^T N \text{Jac}(\psi(\mathbf{x}_e)) W \in \mathbb{R}^{k \times k}$$

where the columns of  $W$  form an orthonormal basis of  $\text{im } N$ , and  $\text{Jac}(\psi(\mathbf{x}_e))$  denotes the Jacobian of  $\psi$  evaluated at  $\mathbf{x}_e$ . If parameters are present, then for a bifurcation analysis the eigenstructure of this matrix and not of the full Jacobian (which is an  $n$ -dimensional matrix), is relevant.

### 3.3. Stability and bifurcations for semi-explicit DAEs

The considerations indicated in the previous section can be easily extended to more general situations, as they appear in the theory of DAEs. For simplicity (and because it suffices for our purposes), we assume that we are dealing with an autonomous system in the semi-explicit form

$$\dot{\mathbf{x}} = \mathbf{f}(\mathbf{x}), \quad 0 = \mathbf{g}(\mathbf{x}) \quad (12)$$

where  $\mathbf{f} : \mathbb{R}^n \rightarrow \mathbb{R}^n$  and  $\mathbf{g} : \mathbb{R}^n \rightarrow \mathbb{R}^{n-k}$ . Furthermore, we assume that the above system of ordinary differential equations is involutive,<sup>10</sup> i.e. that it already contains all its integrability conditions. This assumption is equivalent to the existence of a matrix valued function  $M(\mathbf{x})$  such that

$$\text{Jac}(\mathbf{g}(\mathbf{x})) \cdot \mathbf{f}(\mathbf{x}) = M(\mathbf{x}) \cdot \mathbf{g}(\mathbf{x}). \tag{13}$$

Therefore, one may say that the components of  $\mathbf{g}$  are *weak* conservation laws, as their time derivatives vanish modulo the constraint equations  $\mathbf{g}(\mathbf{x}) = 0$ .

Let  $\mathbf{x}_e$  be an equilibrium of (12), i.e. we have  $\mathbf{f}(\mathbf{x}_e) = 0$  and  $\mathbf{g}(\mathbf{x}_e) = 0$ . We introduce the real matrices

$$A = \text{Jac}(\mathbf{f}(\mathbf{x}_e)) \in \mathbb{R}^{n \times n}, \quad B = \text{Jac}(\mathbf{g}(\mathbf{x}_e)) \in \mathbb{R}^{(n-k) \times n}.$$

For simplicity, we assume in the following that the matrix  $B$  has full rank (or, in other words, that our algebraic constraints are independent) and thus that  $\ker B$  is a  $k$ -dimensional subspace. The proof of the next result clearly demonstrates why the assumption that the system (12) is involutive is important, as the relation (13) is crucial for it.

**Lemma 4.** *The subspace  $\ker B$  is  $A$ -invariant.*

**Proof.** Set  $\bar{M} = M(\mathbf{x}_e)$ . Differentiating (13) and evaluating the result at  $\mathbf{x} = \mathbf{x}_e$  yields the relation  $BA = \bar{M}B$ . Thus, if  $\mathbf{v} \in \ker B$ , then also  $A\mathbf{v} \in \ker B$  because  $B(A\mathbf{v}) = \bar{M}(B\mathbf{v}) = 0$ .  $\square$

In the case that (12) is a linear system, i.e. we may write  $\mathbf{f}(\mathbf{x}) = A\mathbf{x}$  and  $\mathbf{g}(\mathbf{x}) = B\mathbf{x}$  by assuming that  $\mathbf{x}_e = 0$ , we can easily revert the argument in the proof of Lemma 4 and thus conclude that now (12) is involutive, if and only if  $\ker B$  is  $A$ -invariant.

**Proposition 5.** *Let the columns of the matrix  $W \in \mathbb{R}^{n \times k}$  define an orthonormal basis of  $\ker B$ . The linear stability of the equilibrium  $\mathbf{x}_e$  is then decided by the eigenstructure of the matrix  $W^T A W$ .*

**Proof.** Linearization around the equilibrium  $\mathbf{x}_e$  yields the associated variational system  $\dot{\mathbf{z}} = A\mathbf{z}$ ,  $B\mathbf{z} = 0$ . We complete  $W$  to an orthogonal matrix  $\widehat{W}$  by adding some further columns and perform the coordinate transformation  $\mathbf{z} = \widehat{W}\mathbf{y}$ . This yields the system  $\dot{\mathbf{y}} = \widehat{W}^T A \widehat{W}\mathbf{y}$ ,  $B\widehat{W}\mathbf{y} = 0$ . Because the columns of  $W$  span  $\ker B$  by construction, the second equation implies that only the upper  $k$  components of  $\mathbf{y}$  may be different from zero. Furthermore, Lemma 4 implies that the matrix  $\widehat{W}^T A \widehat{W}\mathbf{y}$  is in block triangular form with the left upper  $k \times k$  block given by  $W^T A W$ . If we denote the upper part of  $\mathbf{y}$  by  $\tilde{\mathbf{y}}$ , we thereby obtain the equivalent reduced system  $\dot{\tilde{\mathbf{y}}} = W^T A W \tilde{\mathbf{y}}$  which implies our claim.  $\square$

Let  $\mathbf{v} \in \mathbb{R}^k$  be a (generalized) eigenvector of the reduced matrix  $W^T A W$ , i.e. we have  $(W^T A W - \lambda \mathbb{1}_k)^\ell \mathbf{v} = 0$  for some  $\ell > 0$  and  $\lambda \in \mathbb{R}$ . Because  $W^T W = \mathbb{1}_k$  and  $W W^T$  defines the identity map on  $\ker B$  (see the proof of Lemma 3), we obtain  $W^T (A - \lambda \mathbb{1}_n)^\ell W \mathbf{v} = 0$  implying that  $W \mathbf{v} \in \mathbb{R}^n$  is a (generalized) eigenvector of  $A$  for the same eigenvalue  $\lambda$ , since the matrix  $W^T$  defines an injective map. Therefore every eigenvalue of the reduced matrix  $W^T A W$  is also an eigenvalue of  $A$ .

It is also not difficult to interpret the remaining (generalized) eigenvectors of  $A$ . By construction, they are transversal to the constraint manifold defined by  $\mathbf{g}(\mathbf{x}) = 0$  and they describe whether this manifold is attractive or repulsive for the flow of the unconstrained system  $\dot{\mathbf{x}} = \mathbf{f}(\mathbf{x})$ . While this is for example, of considerable importance to the numerical integration of (12), as it describes the drift off the constraint manifold arising from rounding and discretization errors, it has no influence on the stability of the exact flow of (12).

The irrelevance of the remaining (generalized) eigenvectors of  $A$  also becomes apparent from the following argument. Recall that the differential part of (12) defines what is often called an *underlying differential equation* for the DAE, i.e. an unconstrained differential equation which possesses for initial data satisfying the constraints the same solution as the DAE. Consider now the modified system obtained by adding to the right hand side of the differential part an arbitrary linear combination of the algebraic part. It is easy to see that the arising DAE (which simply has a different underlying equation)

$$\dot{\mathbf{x}} = \mathbf{f}(\mathbf{x}) + L(\mathbf{x})\mathbf{g}(\mathbf{x}), \quad 0 = \mathbf{g}(\mathbf{x}),$$

where  $L(\mathbf{x})$  is a matrix valued function of appropriate dimensions, possesses exactly the same solutions as (12); in particular  $\mathbf{x}_e$  is still an equilibrium. If we proceed as above with the linear stability analysis of  $\mathbf{x}_e$ , the matrix  $B$  remains unchanged, whereas  $A$  is transformed into the modified matrix  $\tilde{A} = A + \tilde{L}B$  with  $\tilde{L} = L(\mathbf{x}_e)$ . Obviously,  $\ker B$  is also  $\tilde{A}$ -invariant, and furthermore  $W^T \tilde{A} W = W^T A W$ , if the columns of  $W$  form a basis of  $\ker B$  as in Proposition 5.

Therefore, all (generalized) eigenvectors lying in  $\ker B$  are equal for  $A$  and  $\tilde{A}$ , so the stability of  $\mathbf{x}_e$  is not affected by this transformation. However, the remaining (generalized) eigenvectors may change arbitrarily. One can for example show that by a suitable choice of the matrix  $L$  one may always achieve that the constraint manifold becomes attractive.

<sup>10</sup> See [46] for an introduction to the theory of involutive systems.



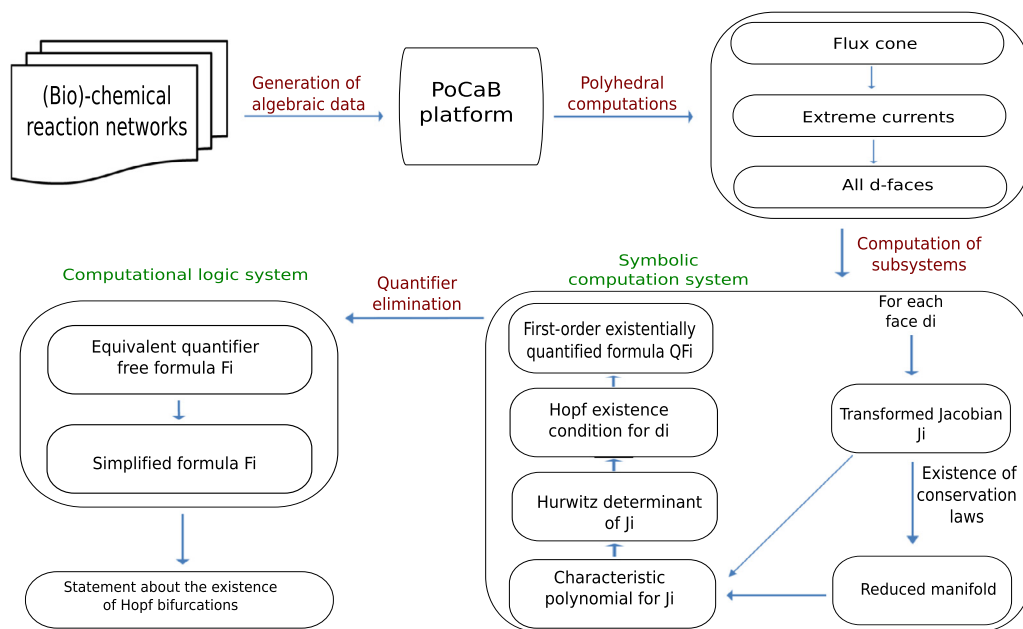


Fig. 1. Schematic view of algorithm *HoCoQ*.

#### 4. *HoCoQ*: an algorithm for computing Hopf bifurcations using convex coordinates and quantifier elimination

In this section we present an algorithmic approach for computing the Hopf bifurcations in chemical systems using convex coordinates instead of concentration coordinates. It is based on two methods already presented in this paper: stoichiometric network analysis and manifold reduction for systems with conservation laws. It also makes fundamental use of real quantifier elimination on a real closed field. Fig. 1 elucidates the workflow of the algorithm, which is explained in detail in the following subsections and in the pseudo-code presented in Section 4.3.

##### 4.1. Computation of extreme currents

Enumerating extreme currents  $\mathcal{E}$  is the basis for simplifying the analysis of chemical networks by decomposing the network into minimal steady-state generating subnetworks. The influence of a subnetwork on the full network dynamics (i.e., how much the given subnetwork plays a part in creating a certain steady state) depends on the convex parameters  $j_i$  [12,47]. From a chemical perspective, Hopf bifurcations occur mostly in the spaces formed by two or three adjacent extreme currents, i.e. detecting Hopf bifurcations in subsystems can be restricted to the subsystems that are formed by combining 2-faces or 3-faces of the flux cone. As step 3 of our algorithms, we compute all subsystems generated by the  $d$ -faces using POLYMAKE. Our algorithm can also handle  $d$ -faces for  $d > 3$  yielding a complete method in theory, but the restricted case of  $d = 1, 2, 3$  will be of the greatest practical interest.

##### 4.2. Computation of the Hopf condition

The central task of this approach is to formulate a condition for the existence of Hopf bifurcations using convex coordinates and based on the Routh–Hurwitz criterion for each computed subsystem. We first compute the Jacobian in reaction space using convex parameters, if the Jacobian is singular, we reduce the subsystem to the invariant manifold, we compute a semi-algebraic formula expressing the condition for the occurrence of Hopf bifurcations, and finally, we generate the first-order existentially quantified formula.

###### 4.2.1. Computation of the Jacobian in reaction space

Instead of the variables  $x$  in the concentration space we consider in the space of reaction rates the variables  $z$  called *reaction coordinates*. The first advantage of this coordinate system is that the Jacobian in these coordinates is of the form [4]:

$$\text{Jac}(x) = \widehat{\text{Jac}}(z) \text{diag}\left(\frac{1}{x_1}, \dots, \frac{1}{x_m}\right). \quad (14)$$

Gatermann et al. [4] also proved that the Jacobian of the reaction coordinates  $z$  can be transformed into the following form:

$$\widehat{\text{Jac}}(z) = S \text{diag}(z) \mathcal{K}^t \quad (15)$$

where  $S$  is the stoichiometric matrix and  $\mathcal{K}$  is the kinetic order matrix.

If  $x$  is a steady state we transform into convex coordinates  $j_i$  with  $z = \sum_i^d j_i \mathcal{E}_i$  where  $d$  is the dimensionality of the face. When we replace  $\widehat{\text{Jac}}(z)$  in Eq. (15) we obtain the new Jacobian in reaction space:

$$\text{Jac}(x) = S\widehat{\text{Jac}}(j)\text{diag}\left(\sum_i^d j_i \mathcal{E}_i\right)\mathcal{K}^t \text{diag}\left(\frac{1}{x_1}, \dots, \frac{1}{x_m}\right) \quad (16)$$

#### 4.2.2. Jacobian on the reduced manifold

Chemical reaction networks with conservation laws give rise to a singularity of the Jacobian of the entire polynomial system that presents the network and also of some Jacobian matrices of the computed subsystems. To compute the Hopf condition the Jacobian matrices should be transformed into nonsingular matrices. Therefore, we reduce them by computing the Jacobian  $\text{Jac}_i$  on the reduced manifolds using the method presented in Section 2.3.

#### 4.2.3. Semi-algebraic description of Hopf bifurcations

We compute the Hopf condition based on the Hurwitz–Hopf criterion. Therefore, we compute the Hurwitz matrix and the Hurwitz determinants  $\Delta_i$ . The Hopf condition of a subsystem can be expressed in reaction space using the semi-algebraic description shown in [8,9] by the following first-order formula:

$$\exists x(a_n > 0 \wedge \Delta_{n-1}(j, x) = 0 \wedge \Delta_{n-2}(j, x) > 0 \wedge \dots \wedge \Delta_1(j, x) > 0) \quad (17)$$

where  $n$  denotes the number of species in the reaction network.

Our method then involves the solution of these existentially quantified formulae, which can be computed using general packages for quantifier elimination on real closed fields yielding an answer of true or false, or packages to test for the satisfiability of the existentially quantified formulae yielding an answer of *satisfiable* (sat) or *unsatisfiable* (unsat).

Notice that real quantifier elimination and formula simplification are known to be computationally hard problem [28,48]; there has been considerable and quite successful research on efficient implementations of these problems during the past decades, cf. Section 2.5.

#### 4.3. Pseudo-code of the HoCoQ algorithm

**Algorithm 1** summarizes the steps discussed above and outlines our method *HoCoQ* in an algorithmic fashion.

---

#### Algorithm 1: HoCoQ Method for Computing Hopf Bifurcations in Reaction Space.

**Input:** A chemical reaction network  $\mathcal{N}$  with  $\dim(\mathcal{N}) = n$ .

**Output:** The algorithm returns a statement concerning the existence of a Hopf bifurcation

```

1 begin
2   R := false;
3   generate the stoichiometric matrix S and kinetic matrix K from the reaction network
4   compute the minimal set E of the vectors generating the flux cone
5   for d = 1 . . . n do
6     compute all d-faces (subsystems) {N_i}_i of the flux cone
7     for each subsystem N_i do
8       compute from K, S the transformed Jacobian Jac_i of N_i in terms of convex coordinates j_i;
9       if Jac_i is singular then
10        compute the reduced manifold of Jac_i calling the result also Jac_i
11        compute the characteristic polynomial chi_i of Jac_i;
12        compute the Hurwitz determinants of chi_i;
13        compute the Hopf existence condition for N_i;
14        generate the first-order existentially quantified formula F_i expressing the Hopf existence condition, the constraints on the concentrations and the constraints on the cone coordinates;
15        reduce and simplify the generated formula F_i R := R v F_i
16  return R

```

---

#### 4.4. Computation of examples using HoCoQ method

We have applied our algorithm *HoCoQ* on various chemical reaction networks that have been discussed in various monographs and for which the existing algorithms for the symbolic computations approach fails. We were able to detect the existence of Hopf bifurcations in some of them, which are listed below. We thereby demonstrate the results provided by REDLOG and Z3.

**Table 1**  
Computation of Hopf bifurcations in the phosphofructokinase reaction using HoCoQ algorithm.

Subsystem	Redlog		Z3	
	Result	Time (s)	Result	Time (s)
$\mathcal{E}_1$	false	<1	unsat	<1
$\mathcal{E}_2$	false	<1	unsat	<1
$\mathcal{E}_3$	false	<1	unsat	<1
$\mathcal{E}_4$	true	<1	sat	<1
$\mathcal{E}_1\mathcal{E}_2$	false	<1	unsat	<1
$\mathcal{E}_1\mathcal{E}_3$	false	<1	unsat	<1
$\mathcal{E}_1\mathcal{E}_4$	true	<1	sat	<1
$\mathcal{E}_2\mathcal{E}_3$	false	<1	unsat	<1
$\mathcal{E}_2\mathcal{E}_4$	true	<1	sat	<1
$\mathcal{E}_3\mathcal{E}_4$	true	<1	sat	<1
$\mathcal{E}_1\mathcal{E}_2\mathcal{E}_3$	false	<1	unsat	<1
$\mathcal{E}_1\mathcal{E}_2\mathcal{E}_4$	true	<1	sat	<1
$\mathcal{E}_1\mathcal{E}_3\mathcal{E}_4$	true	1	sat	<1
$\mathcal{E}_2\mathcal{E}_3\mathcal{E}_4$	true	2.5	sat	<1
$\mathcal{E}_1\mathcal{E}_2\mathcal{E}_3\mathcal{E}_4$	true	6	no result	>10000

#### 4.4.1. Example 1: phosphofructokinase reaction

As a first example, we consider the main example used in the hand computation presented in [4]—the phosphofructokinase reaction. There are 3 chemical species and 7 reactions.  $S_1$  denotes the product Fructose-1,6-biphosphate,  $S_2$  denotes the reactant Fructose-6-phosphate, and the extension  $S_3$  stands for another intermediate that is in equilibrium with Fructose-1,6-biphosphate. The network (18) represents the phosphofructokinase reaction.



This chemical reaction system yields the following stoichiometric matrix  $\mathcal{S}_1$  and kinetic matrix  $\mathcal{K}_1$ :

$$\begin{aligned}
 \mathcal{S}_1 &= \begin{pmatrix} 1 & 1 & -1 & 0 & 0 & -1 & 1 \\ -1 & 0 & 0 & 1 & -1 & 0 & 0 \\ 0 & 0 & 0 & 0 & 0 & 1 & -1 \end{pmatrix} \\
 \mathcal{K}_1 &= \begin{pmatrix} 2 & 0 & 1 & 0 & 0 & 1 & 0 \\ 1 & 0 & 0 & 0 & 1 & 0 & 0 \\ 0 & 0 & 0 & 0 & 0 & 0 & 1 \end{pmatrix}
 \end{aligned}$$

The flux cone is spanned by the following 4 vectors (extreme currents):

$$\begin{aligned}
 \mathcal{E}_1 &= (0 \ 1 \ 1 \ 0 \ 0 \ 0 \ 0), \\
 \mathcal{E}_2 &= (0 \ 0 \ 0 \ 1 \ 1 \ 0 \ 0), \\
 \mathcal{E}_3 &= (0 \ 0 \ 0 \ 0 \ 0 \ 1 \ 1), \\
 \mathcal{E}_4 &= (1 \ 0 \ 1 \ 1 \ 0 \ 0 \ 0).
 \end{aligned}$$

This problem has previously been investigated using its formulation in reaction coordinates in [11]. Using currently available quantifier elimination packages, the problem could not be solved in its parametric form. Only when using existential closure on the parameters could it be shown by successful quantifier eliminations performed in REDLOG that there exist positive parameters for which there exists a Hopf bifurcation fixed point in the positive orthant. When replicating the experiments we found that the situation described in [11] still applies.

The results on the subsystems involving 1-faces, 2-faces, 3-faces, and 4-faces are summarized in Table 1. A Hopf bifurcation can be found using the 1-face  $\mathcal{E}_4$  and most of the subsystems extending it in less than one second. While  $Z_3$  provides no results for the 4-face  $\mathcal{E}_1\mathcal{E}_2\mathcal{E}_3\mathcal{E}_4$  after 10 000 seconds computation time, REDLOG requires only a few seconds of computation time to find a Hopf bifurcation fixed point.

For instance the point  $\{1/x_1 = 1.2410254037844386, 1/x_2 = 0.1443375672974064, 1/x_3 = 1, j_1 = 1, j_2 = 1, j_3 = 1, j_4 = 2\}$  fulfills the condition of the existence of Hopf bifurcation in the face  $\mathcal{E}_1\mathcal{E}_2\mathcal{E}_3\mathcal{E}_4$ .

Thus the corresponding values of the concentrations  $x_i$ 's and rate constants  $k_i$ 's of the reaction system (18) are the following:  $\{x_1 = 0.806, x_2 = 6.928, x_3 = 1, k_{21} = 0.444, k_{46} = 1, k_{64} = 3.722, k_{56} = 3, k_{65} = 0.144, k_{34} = 1.240, k_{43} = 1\}$ .


#### 4.4.2. Example 2: enzymatic transfer of calcium ions

Our second example is a biochemical model that was investigated in [4]—the enzymatic transfer of calcium ions,  $\text{Ca}^{++}$ , across cellmembranes. It includes as shown in network (19) six reactions and four species, where  $S_1$  stands for cytosolic

**Table 2**  
Enzymatic transfer of calcium ions: computation of Hopf bifurcations using HoCoQ algorithm.

Subsystem	Redlog		Z3	
	Result	Time (s)	Result	Time (s)
$\mathcal{E}_1$	false	<1	unsat	<1
$\mathcal{E}_2$	false	<1	unsat	<1
$\mathcal{E}_3$	false	<1	unsat	<1
$\mathcal{E}_1\mathcal{E}_2$	true	<1	sat	<1
$\mathcal{E}_1\mathcal{E}_3$	false	<1	unsat	<1
$\mathcal{E}_2\mathcal{E}_3$	false	<1	unsat	<1
$\mathcal{E}_1\mathcal{E}_2\mathcal{E}_3$	true	11	no result	>10 000

$\text{Ca}^{++}$ ,  $S_2$  stands for  $\text{Ca}^{++}$  in the endoplasmic reticulum,  $S_3$  denotes the enzyme catalyzing the transport of  $\text{Ca}^{++}$  into the endoplasmic reticulum, and  $S_4$  denotes the enzyme–substrate complex. This system is autocatalytic insofar as the concentration of cytosolic  $\text{Ca}^{++}$  stimulates the release of stored  $\text{Ca}^{++}$  from the endoplasmic reticulum [4].



The following stoichiometric matrix  $\mathcal{S}_2$  and kinetic matrix  $\mathcal{K}_2$  represent the kinetic description of the network (19).

$$\begin{aligned}
 \mathcal{S}_2 &= \begin{pmatrix} -1 & 1 & 1 & 1 & -1 & 0 \\ 0 & 0 & -1 & 0 & 0 & 1 \\ 0 & 0 & 0 & 1 & -1 & 1 \\ 0 & 0 & 0 & -1 & 1 & -1 \end{pmatrix} \\
 \mathcal{K}_2 &= \begin{pmatrix} 1 & 0 & 1 & 0 & 1 & 0 \\ 0 & 0 & 1 & 0 & 0 & 0 \\ 0 & 0 & 0 & 0 & 1 & 0 \\ 0 & 0 & 0 & 1 & 0 & 1 \end{pmatrix} \\
 \mathcal{E}_1 &= (1 \ 1 \ 0 \ 0 \ 0 \ 0), \\
 \mathcal{E}_2 &= (0 \ 0 \ 1 \ 0 \ 1 \ 1), \\
 \mathcal{E}_3 &= (0 \ 0 \ 0 \ 1 \ 1 \ 0).
 \end{aligned}$$

For this system the Jacobian matrix is singular—therefore, in the classical sense there are no Hopf bifurcations. However, in the reduced system we find that there are Hopf bifurcations—and we can compute them in concentration space as well as using convex coordinates. The results and computation times are summarized in Table 2.

A fulfilling sample point for the smallest subsystem  $\mathcal{E}_1\mathcal{E}_2$  that contains a Hopf bifurcation is  $\{1/x_1 = 10, 1/x_2 = 1, 1/x_3 = 2, 1/x_4 = 1, j_1 = 1, j_2 = 5\}$ . The corresponding point in the concentration space is the following:  $\{x_1 = 0.1, x_2 = 1, x_3 = 0.5, x_4 = 1, k_1 = 10, k_2 = 1, k_3 = 0, k_4 = 5, k_5 = 100, k_6 = 0\}$ .

4.4.3. Example 3: model of calcium oscillations in the cilia of olfactory sensory neurons

As the next example, we consider the model for calcium oscillations in the cilia of olfactory sensory neurons discussed in [49]. The underlying mechanism of this model is based on direct negative regulation of cyclic nucleotide-gated channels by calcium/calmodulin and does not require any autocatalysis such as calcium-induced calcium release. Reidl et al. [49] presented a mathematical model for this example and gave predictions for the parameter ranges in which oscillations should be observable. This model contains a fractional exponent  $\varepsilon$ , as shown in the following differential equations.

$$\begin{aligned}
 \dot{x} &= k_1 - k_5xz \\
 \dot{y} &= k_2x - 4k_3y^2 + 4k_4z - k_6y^\varepsilon \\
 \dot{z} &= k_3y^2 - k_4z
 \end{aligned}$$

The model yields the following stoichiometric matrix  $\mathcal{S}_3$  and kinetic matrix  $\mathcal{K}_3$ :

$$\mathcal{S}_3 = \begin{pmatrix} 1 & 0 & 0 & 0 & -1 & 0 \\ 0 & 1 & -4 & 4 & 0 & -1 \\ 0 & 0 & 1 & -1 & 0 & 0 \end{pmatrix}$$

**Table 3**  
Model of calcium oscillations: computation of Hopf bifurcations using *HoCoQ* algorithm.

Subsystem	Redlog		Z3	
	Result	Time (s)	Result	Time (s)
$\mathcal{E}_1$	false	<1	unsat	<1
$\mathcal{E}_2$	false	<1	unsat	<1
$\mathcal{E}_3$	false	<1	unsat	<1
$\mathcal{E}_1\mathcal{E}_2$	false	<1	unsat	<1
$\mathcal{E}_1\mathcal{E}_3$	false	<1	unsat	<1
$\mathcal{E}_2\mathcal{E}_3$	false	<1	unsat	<1
$\mathcal{E}_1\mathcal{E}_2\mathcal{E}_3$	true	<1	sat	<1

$$\mathcal{K}_3 = \begin{pmatrix} 0 & 1 & 0 & 0 & 1 & 0 \\ 0 & 0 & 2 & 0 & 0 & \varepsilon \\ 0 & 0 & 0 & 1 & 1 & 0 \end{pmatrix}$$

The representative vectors of the flux cone of this model are:

$$\begin{aligned} \mathcal{E}_1 &= (0 \ 1 \ 0 \ 0 \ 0 \ 1), \\ \mathcal{E}_2 &= (0 \ 0 \ 1 \ 1 \ 0 \ 0), \\ \mathcal{E}_3 &= (1 \ 0 \ 0 \ 0 \ 1 \ 0). \end{aligned}$$

In concentration space the solution of a quantifier elimination problem is valid only for integer values of the parameter  $\varepsilon$ ; this is because  $\varepsilon$  appears in the exponent, and the techniques of quantifier elimination over the ordered field of the reals is restricted to polynomials (or rational functions).

However, in the formulation in reaction coordinates the parameter  $\varepsilon$  appears as a variable with values in the real closed field used in the computations.

Therefore for a given subsystem we cannot ask only whether a Hopf bifurcation fixed point exists (see Table 3), but we can formulate the question with a free parameter  $\varepsilon$ .

The answer—a quantifier free formula involving  $\varepsilon$ —gives the condition for  $\varepsilon$  for which a Hopf bifurcation occurs for the subsystem. When investigating subsystems resulting from 2-faces we found no Hopf bifurcations, but for the parametric question on 3-faces we obtained the following answer in less than 10 sec of computation time using a combination of REDLOG and QEPCAD:

$$\varepsilon + 2 > 0 \wedge 4\varepsilon - 1 < 0$$

Thus for  $\varepsilon \in (-2, 0.25)$  we have shown that Hopf bifurcation fixed points exist (for suitable reaction constants). Using numerical simulations of this model Reidl et al. [49] could not find Hopf bifurcations for values of the parameter  $\varepsilon$  larger than approximately 0.05.

The following sample point for the face  $\mathcal{E}_1\mathcal{E}_2\mathcal{E}_3$  fulfills the existence of Hopf bifurcation:  $\{1/x = 0.01666666666666671, 1/y = 1, 1/z = 1, j_1 = 1, j_2 = 0.01666666666666671, j_3 = 1, \varepsilon = 0.01666666666666671\}$ . The corresponding values of concentrations and rate constants for the chemical system are:  $\{x = 60, y = 1, z = 1, k_1 = 1, k_2 = 0.0167, k_3 = 0.0167, k_4 = 0.0167, k_5 = 0.0167, k_6 = 1\}$ .

### 5. *HoCaT*: algorithm for computing Hopf bifurcations using convex coordinates and tropical geometry

The algorithmic method *HoCoQ* discussed in Section 4 enabled us to determine the existence of Hopf bifurcations in various (bio-)chemical reaction networks even for those with conservation laws. For some chemical networks with complex dynamics, however, it remained difficult to process the final obtained quantified formulae with the currently available quantifier elimination packages.

In this section we present an efficient algorithmic approach, called *HoCaT*, which is sketched in Fig. 2. This algorithm uses the basic ideas of the previous algorithm *HoCoQ*, namely stoichiometric network analysis and manifold reduction method for systems with conservation laws. However, when the discussion provided in Section 3.1 for a criterion for the occurrence of Hopf bifurcations without requiring empty unstable manifolds is carried over to convex coordinates, the new condition for the existence of Hopf bifurcations is given by  $\Delta_{n-1}(j, x) = 0$  only. Solving such single equations enables us to refrain from utilizing quantifier elimination techniques. Instead, the main algorithmic problem is to determine whether a single multivariate polynomial has a zero for positive coordinates.

For this purpose, in Section 5.1, we provide heuristics on the basis of the Newton polytope that ensure the existence of positive and negative values of the polynomial for positive coordinates, in Section 5.2 we present a summary of the *HoCaT* algorithm, and in Section 5.3 we apply our method to several (bio)chemical reaction networks.

Sample points for the solution of the equation systems can be tested whether they fulfill the conjunction of inequality conditions yielding the condition of having an empty unstable manifold.

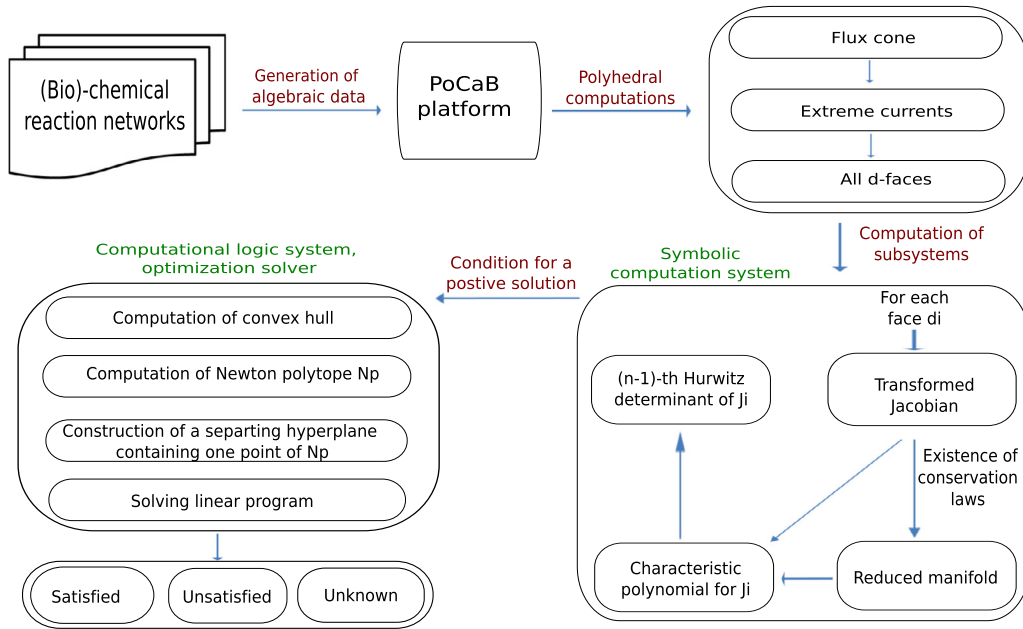


Fig. 2. Schematic view of algorithm HoCaT.

5.1. Sufficient conditions for a positive solution of a single multivariate polynomial equation

The method discussed in this section is summarized in an algorithmic way in Algorithm 2, which uses Algorithm 3 as a subalgorithm.

**Algorithm 2:** pzerop.

**Input:**  $f \in \mathbb{Z}[x_1, \dots, x_m]$

**Output:** One of the following:

- (A) 1, which means that  $f(1, \dots, 1) = 0$ .
- (B)  $(\pi, v)$ , where  $v = (p, f(p))$  and  $\pi = (q, f(q))$  for  $p, q \in ]0, \infty[^m$ , which means that  $f(p) < 0 < f(q)$ . Then there is a zero on  $]0, \infty[^m$  by the intermediate value theorem.
- (C) +, which means that  $f$  has been identified as positive definite on  $]0, \infty[^m$ . Then there is no zero on  $]0, \infty[^m$ .
- (D) -, which means that  $f$  has been identified as negative definite on  $]0, \infty[^m$ . Then there is no zero on  $]0, \infty[^m$ .
- (E)  $\perp$ , which means that this incomplete procedure failed.

```

1 begin
2    $f_1 := f(1, \dots, 1)$ 
3   if  $f_1 = 0$  then
4     return 1
5   else if  $f_1 < 0$  then
6      $\pi := \text{pzerop}_1(f)$ 
7      $v := ((1, \dots, 1), f_1)$ 
8     if  $\pi \in \{\perp, -\}$  then
9       return  $\pi$ 
10    else
11      return  $(v, \pi)$ 
12  else
13     $\pi := ((1, \dots, 1), f_1)$ 
14     $v' := \text{pzerop}_1(-f)$ 
15    if  $v' = \perp$  then
16      return  $\perp$ 
17    else if  $v' = -$  then
18      return +
19    else
20       $(p, f(p)) := v'$ 
21       $v := (p, -f(p))$ 
22      return  $(v, \pi)$ 

```

**Algorithm 3:** pzerop<sub>1</sub>.

**Input:**  $f \in \mathbb{Z}[x_1, \dots, x_m]$

**Output:** One of the following:

- (A)  $\pi = (q, f(q))$ , where  $q \in ]0, \infty[^m$  with  $0 < f(q)$ .
- (B)  $-$ , which means that  $f$  has been identified as negative definite on  $]0, \infty[^m$ . Then there is no zero on  $]0, \infty[^m$ .
- (C)  $\perp$ , which means that this incomplete procedure failed.

```

1 begin
2    $F^+ := \{d \in \text{frame}(f) \mid \text{sgn}(d) = 1\}$ 
3   if  $F^+ = \emptyset$  then
4     return  $-$ 
5   foreach  $(d_1, \dots, d_m) \in F^+$  do
6      $L := \{d_1 n_1 + \dots + d_m n_m - c = 0\}$ 
7     foreach  $(e_1, \dots, e_m) \in \text{frame}(f) \setminus F^+$  do
8        $L := L \cup \{e_1 n_1 + \dots + e_m n_m - c \leq -1\}$ 
9     if  $L$  is feasible with solution  $(n_1, \dots, n_m, c) \in \mathbb{Q}^{m+1}$  then
10       $g :=$  the principal denominator of  $n_1, \dots, n_m$ 
11       $(N_1, \dots, N_m) := (gn_1, \dots, gn_m) \in \mathbb{Z}^m$ 
12       $\tilde{f} := f[x_1 \leftarrow \omega^{N_1}, \dots, x_m \leftarrow \omega^{N_m}] \in \mathbb{Z}(\omega)$ 
13      assert  $\text{lc}(\tilde{f}) > 0$  when using non-exact arithmetic in the LP solver
14       $k := \min\{k \in \mathbb{N} \mid \tilde{f}(2^k) > 0\}$ 
15      return  $((2^{kN_1}, \dots, 2^{kN_m}), \tilde{f}(2^k))$ 
16 return  $\perp$ 

```

Given  $f \in \mathbb{Z}[x_1, \dots, x_m]$ , our goal is to heuristically certify the existence of at least one zero  $(z_1, \dots, z_m) \in ]0, \infty[^m$  for which all coordinates are strictly positive. To start with, we evaluate  $f(1, \dots, 1) = f_1 \in \mathbb{R}$ . If  $f_1 = 0$ , then we are done. If  $f_1 < 0$ , then by the intermediate value theorem, it is sufficient to find  $p \in ]0, \infty[^m$  such that  $f(p) > 0$ . Similarly, if  $f_1 > 0$  it is sufficient to find  $p \in ]0, \infty[^m$  such that  $(-f)(p) > 0$ . This algorithmically reduces our original problem to finding, for given  $g \in \mathbb{Z}[x_1, \dots, x_m]$ , at least one  $p \in ]0, \infty[^m$  such that  $g(p) = f_2 > 0$ .

We will accompany the description of our method with the example  $g_0 = -2x_1^5 + x_1^3x_2 - 3x_1^3 + 2x_1x_2^2 \in \mathbb{Z}[x_1, x_2]$ . Fig. 3 shows an implicit plot of this polynomial. In addition to its variety,  $g_0$  has three sign invariant regions, one bounded one and two unbounded ones. One of the unbounded regions contains our initial test point  $(1, 1)$ , for which we find that  $g_0(1, 1) = -2 < 0$ . Therefore our goal is to find one point  $p \in ]0, \infty[^2$  such that  $g_0(p) > 0$ .

In the spirit of tropical geometry—and we refer to [50] as a standard reference with respect to its application for polynomial system solving—we take an abstract view of

$$g = \sum_{d \in D} a_d x^d := \sum_{(d_1, \dots, d_m) \in D} a_{d_1, \dots, d_m} x_1^{d_1} \cdots x_m^{d_m}$$

as the set  $\text{frame}(g) = D \subseteq \mathbb{N}^m$  of all exponent vectors of the contained monomials. For each  $d \in \text{frame}(g)$ , we are able to determine  $\text{sgn}(d) := \text{sgn}(a_d) \in \{-1, 1\}$ . The set of vertices of the convex hull of the frame is called the *Newton polytope*  $\text{newton}(g) \subseteq \text{frame}(g)$ . In fact, the existence of at least one point  $d^* \in \text{newton}(g)$  with  $\text{sgn}(d^*) = 1$  is sufficient for the existence of  $p \in ]0, \infty[^m$  with  $g(p) > 0$ .

In our example, we have  $\text{frame}(g_0) = \{(6, 0), (3, 1), (3, 0), (1, 2)\}$  and  $\text{newton}(g_0) = \{(6, 0), (3, 0), (1, 2)\} \subseteq \text{frame}(g_0)$ . We are particularly interested in  $d^* = (d_1^*, d_2^*) = (1, 2)$ , which is the only point that has a positive sign as it corresponds to the monomial  $2x_1x_2^2$ .

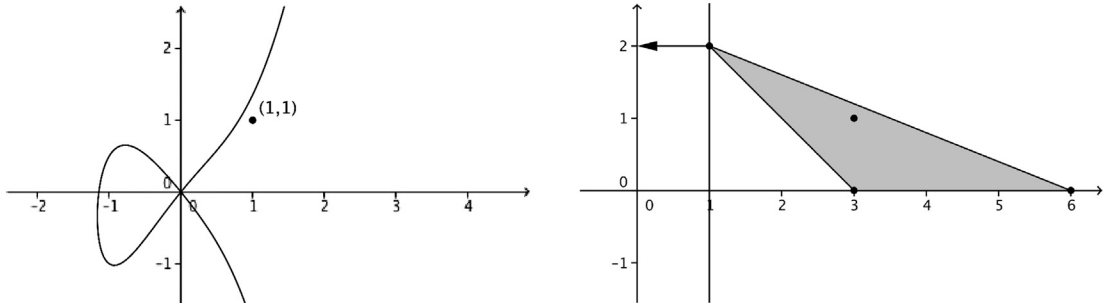
To understand this sufficient condition, we are now going to compute from  $d^*$  and  $g$  a suitable point  $p$ . We construct a hyperplane  $H : n^T x = c$  containing  $d^*$  such that all other points of  $\text{newton}(g)$  are not contained in  $H$  and lie on the same side of  $H$ . We choose the normal vector  $n \in \mathbb{R}^m$  such that it points into the halfspace that does not contain the Newton polytope. The vector  $c \in \mathbb{R}^m$  is such that  $c/|n|$  is the offset of  $H$  from the origin in the direction of  $n$ .

In our example  $H$  is the line  $x = 1$  given by  $n = (-1, 0)$  and  $c = -1$ . Fig. 3 depicts the situation.

Considering the standard scalar product  $\langle \cdot, \cdot \rangle$ , it turns out that generally  $\langle n, d^* \rangle = \max\{\langle n, d \rangle \mid d \in \text{newton}(g)\}$ , and that this maximum is strict. For the monomials of the original polynomial  $g = \sum_{d \in D} a_d x^d$  and a new variable  $\omega$  this observation translates via the following identity:

$$\bar{g} = g[x \leftarrow \omega^n] = \sum_{d \in D} a_d \omega^{\langle n, d \rangle} \in \mathbb{Z}(\omega).$$

Therefore, plugging a number  $\beta \in \mathbb{R}$  into  $\bar{g}$  corresponds to plugging the point  $\beta^n \in \mathbb{R}^m$  into  $g$  and from our identity, we see that in  $\bar{g}$  the exponent  $\langle n, d^* \rangle$  corresponding to our chosen point  $d^* \in \text{newton}(g)$  dominates all other exponents, so for



**Fig. 3.** We consider  $g_0 = -2x_1^6 + x_1^3x_2 - 3x_1^3 + 2x_1x_2^2$ . The left hand side shows the variety  $g_0 = 0$ . The right hand side shows the frame, the Newton polytope, and a separating hyperplane for the positive monomial  $2x_1x_2^2$  with its normal vector.

large  $\beta$ , the sign of  $\bar{g}(\beta) = g(\beta^m)$  equals the positive sign of the coefficient  $d_{d^*}$  of the corresponding monomial. To find a suitable  $\beta$ , we successively compute  $\bar{g}(2^k)$  for increasing  $k \in \mathbb{N}$ .

In our example we obtain  $\bar{g} = 2\omega^{-1} - 2\omega^{-3} - 2\omega^{-6}$ , and we obtain  $\bar{g}(1) = -2$ , but already  $\bar{g}(2) = \frac{23}{32} > 0$ . In terms of the original  $g$  this corresponds to plugging in the point  $p = 2^{(-1,0)} = (\frac{1}{2}, 1) \in ]0, \infty[^2$ .

It remains to be clarified how to construct the hyperplane  $H$ . Consider  $\text{frame}(g) = \{ (d_{i1}, \dots, d_{im}) \in \mathbb{N}^m \mid i \in \{1, \dots, k\} \}$ . If  $\text{sgn}(d) = -1$  for all  $d \in \text{frame}(g)$ , then we know that  $g$  is negative definite on  $]0, \infty[^m$ . Otherwise, assume, without loss of generality, that  $\text{sgn}(d_{11}, \dots, d_{1m}) = 1$ . We write down the following linear program:

$$\begin{aligned} & (d_{11} \quad \dots \quad d_{1m} \quad -1) \cdot \begin{pmatrix} n_1 \\ \vdots \\ n_m \\ c \end{pmatrix} = 0, \\ & \begin{pmatrix} d_{21} & \dots & d_{2m} & -1 \\ \vdots & \ddots & \vdots & \vdots \\ d_{k1} & \dots & d_{km} & -1 \end{pmatrix} \cdot \begin{pmatrix} n_1 \\ \vdots \\ n_m \\ c \end{pmatrix} \leq -1. \end{aligned}$$

This is feasible if and only if  $(d_{11}, \dots, d_{1m}) \in \text{newton}(g)$ . In the negative case, we know that  $(d_{11}, \dots, d_{1m}) \in \text{frame}(g) \setminus \text{newton}(g)$ , and we iterate with another  $d \in \text{frame}(g)$  with  $\text{sgn}(d) = 1$ . If we finally fail on all such  $d$ , then our incomplete algorithm has failed. In the positive case, the solution provides a normal vector  $n = (n_1, \dots, n_m)$  and the offset  $c$  for a suitable hyperplane  $H$ . Our linear program can be solved with any standard LP solver. For our purposes here, we have used Gurobi<sup>11</sup>; the dual simplex of GLPSOL<sup>12</sup> also performs quite similarly on the input considered here.

For our example  $g_0 = -2x_1^6 + x_1^3x_2 - 3x_1^3 + 2x_1x_2^2$ , we generate the linear program

$$\begin{aligned} n_1 + 2n_2 - c &= 0 \\ 6n_1 - c &\leq -1 \\ 3n_1 + n_2 - c &\leq -1 \\ 3n_1 - c &\leq -1, \end{aligned}$$

for which Gurobi computes the solution  $n = (n_1, n_2) = (-0.5, 0)$ ,  $c = -0.5$ . Notice that the solutions obtained from the LP solvers are typically floats, which we lift to integer vectors by suitable rounding and GCD computations.

Note that we do not explicitly construct the convex hull  $\text{newton}(g)$  of the  $\text{frame}(g)$  although there are advanced algorithms and implementations like QuickHull<sup>13</sup> available for this purpose. Instead we favor a linear programming approach for several reasons. Firstly, we do not require that comprehensive information, instead, it is sufficient to find one vertex of the convex hull that has a positive sign. Secondly, for the application discussed here, it turns out that there typically exist only a few (approximately 10%) such candidate points. Finally, it is known that for high dimensions, the subset of  $\text{frame}(g)$  establishing vertices of the convex hull gets comparatively large. Practical experiments using QuickHull on our data support these theoretical considerations.

<sup>11</sup> [www.gurobi.com](http://www.gurobi.com).

<sup>12</sup> [www.gnu.org/software/glpk](http://www.gnu.org/software/glpk).

<sup>13</sup> [www.qhull.org](http://www.qhull.org).



## 5.2. Summarizing the HoCaT algorithm

The steps involving the pre-processing procedure, polyhedral computation, and computation of the reduced Jacobian that we previously used for the *HoCoQ* method and discussed in Section 4 remain the same. After computing the characteristic polynomial of the Jacobian matrix of each subsystem, we compute the  $(n - 1)$ th Hurwitz determinant of the characteristic polynomial, and we apply Algorithm 2 to check for positive solutions of the respective polynomial equations  $\Delta_{n-1}(j, x) = 0$ . Algorithm 4 outlines our efficient approach in an algorithmic fashion.

---

### Algorithm 4: HoCaT Method for Computing Hopf Bifurcations in Reaction Space.

**Input:** A chemical reaction network  $\mathcal{N}$  with  $\dim(\mathcal{N}) = n$ .

**Output:**  $(L_t, L_f, L_u)$ , which are defined as follows:  $L_t$  is a list of subsystems containing a Hopf bifurcation,  $L_f$  is a list of subsystems in which the occurrence of Hopf bifurcations is excluded, and  $L_u$  is a list of subsystems for which the incomplete sub-procedure pzerop fails.

```

1 begin
2    $L_t = \emptyset$ 
3    $L_f = \emptyset$ 
4    $L_u = \emptyset$ 
5   generate the stoichiometric matrix  $\mathcal{S}$  and the kinetic matrix  $\mathcal{K}$  of  $\mathcal{N}$ 
6   compute the minimal set  $\mathcal{E}$  of the vectors generating the flux cone
7   for  $d = 1 \dots n$  do
8     compute all  $d$ -faces (subsystems)  $\{\mathcal{N}_i\}_i$  of the flux cone
9   for each subsystem  $\mathcal{N}_i$  do
10    compute from  $\mathcal{K}$ ,  $\mathcal{S}$  the transformed Jacobian  $\text{Jac}_i$  of  $\mathcal{N}_i$  in terms of convex coordinates  $j_i$ 
11    if  $\text{Jac}_i$  is singular then
12      compute the reduced manifold of  $\text{Jac}_i$  calling the result also  $\text{Jac}_i$ 
13      compute the characteristic polynomial  $\chi_i$  of  $\text{Jac}_i$ 
14      compute the  $(n - 1)$ th Hurwitz determinant  $\Delta_{n-1}$  of  $\chi_i$ 
15      compute  $\mathcal{F}_i := \text{pzerop}(\Delta_{n-1}(j, x))$  using Algorithm 2
16      if  $\mathcal{F}_i = 1$  or  $\mathcal{F}_i$  is of the form  $(\pi, \nu)$  then
17         $L_t := L_t \cup \{\mathcal{N}_i\}$ 
18      else if  $\mathcal{F}_i = +$  or  $\mathcal{F}_i = -$  then
19         $L_f := L_f \cup \{\mathcal{N}_i\}$ 
20      else if  $\mathcal{F}_i = \perp$  then
21         $L_u := L_u \cup \{\mathcal{N}_i\}$ 
22  return  $(L_t, L_f, L_u)$ 

```

---

## 5.3. Computation of examples using the HoCaT method

In this section, we will demonstrate the efficiency of our novel approach *HoCaT* by analyzing several chemical networks with different dimensions. We will first compute Hopf bifurcations in the reaction networks already discussed in Section 4.4 using the *HoCaT* method. We will also wish to discuss and detect the occurrence of Hopf bifurcations in higher dimensional networks. We will therefore apply our new method to the 5-dimensional system of electro-oxidation of methanol presented in [51], to the well-known 9-dimensional example *MAPK* discussed in [52] and in other papers and to the 22-dimensional network modeling the control of DNA replication in fission yeast [53]. We will also compute Hopf bifurcations in the family of original models that describe a gene regulated by a polymer of its own protein, which are well-studied using the quasi-steady state approximation method in [54].

### 5.3.1. Example 1: phosphofructokinase reaction

As the first example we consider the phosphofructokinase reaction discussed in Section 4.4.1.

As shown in Table 4, using the *HoCaT* algorithm, we were able to detect the occurrence of Hopf bifurcations in less than 1 second for all computed faces. For comparison, in the case of 4-faces the *HoCoQ* method requires 6 seconds.

### 5.3.2. Example 2: enzymatic transfer of calcium ions

The computation of Hopf bifurcations in the model of the enzymatic transfer of calcium ions discussed in Section 4.4.2 using the *HoCaT* method yields the results presented in Table 5.

While the *HoCoQ* method requires 11 seconds of computation time for the 3-faces, the *HoCaT* method needs less than 1 second.

### 5.3.3. Example 3: model of calcium oscillations in the cilia of olfactory sensory neurons

Table 6 shows the results of computing Hopf bifurcations in the model calcium oscillations in the cilia of olfactory sensory neurons discussed in Section 4.4.3.

**Table 4**  
Computation of Hopf bifurcations in the phosphofructokinase reaction using *HoCaT* algorithm.

Subsystem	Result	Time
$\mathcal{E}_1$	unsat	<1
$\mathcal{E}_2$	unsat	<1
$\mathcal{E}_3$	unsat	<1
$\mathcal{E}_4$	sat	<1
$\mathcal{E}_1\mathcal{E}_2$	unsat	<1
$\mathcal{E}_1\mathcal{E}_3$	unsat	<1
$\mathcal{E}_1\mathcal{E}_4$	sat	<1
$\mathcal{E}_2\mathcal{E}_3$	unsat	<1
$\mathcal{E}_2\mathcal{E}_4$	sat	<1
$\mathcal{E}_3\mathcal{E}_4$	sat	<1
$\mathcal{E}_1\mathcal{E}_2\mathcal{E}_3$	unsat	<1
$\mathcal{E}_1\mathcal{E}_2\mathcal{E}_4$	sat	<1
$\mathcal{E}_1\mathcal{E}_3\mathcal{E}_4$	sat	<1
$\mathcal{E}_2\mathcal{E}_3\mathcal{E}_4$	sat	<1
$\mathcal{E}_1\mathcal{E}_2\mathcal{E}_3\mathcal{E}_4$	sat	<1

**Table 5**  
Computation of Hopf bifurcations in the model 'enzymatic transfer of calcium ions' using *HoCaT* algorithm.

Subsystem	Result	Time (s)
$\mathcal{E}_1$	unsat	<1
$\mathcal{E}_2$	unsat	<1
$\mathcal{E}_3$	unsat	<1
$\mathcal{E}_1\mathcal{E}_2$	sat	<1
$\mathcal{E}_1\mathcal{E}_3$	unsat	<1
$\mathcal{E}_2\mathcal{E}_3$	unsat	<1
$\mathcal{E}_1\mathcal{E}_2\mathcal{E}_3$	sat	<1

**Table 6**  
Model for calcium oscillations in the cilia of olfactory sensory neurons: computation of Hopf bifurcations using *HoCaT* algorithm.

Subsystem	Result	Time
$\mathcal{E}_1$	unsat	<1
$\mathcal{E}_2$	unsat	<1
$\mathcal{E}_3$	unsat	<1
$\mathcal{E}_1\mathcal{E}_2$	unsat	<1
$\mathcal{E}_1\mathcal{E}_3$	unsat	<1
$\mathcal{E}_2\mathcal{E}_3$	unsat	<1
$\mathcal{E}_1\mathcal{E}_2\mathcal{E}_3$	sat	<1

5.3.4. Example 4: electro-oxidation of methanol

Sauerbrey et al. [51] developed a model for a mechanism for the kinetic instabilities observed in the galvanostatic electro-oxidation of methanol. To keep the model simple, they neglected the side reactions and assumed that the whole process runs through HCO and CO. They then proposed the reaction network (20), which involves five essential species (nonessential species are enclosed in square brackets).



Electrochemical reactions depend exponentially on the double layer potential  $\Phi$ , so there is no power law kinetics initially. The system can, however, be transformed into power laws forms by using  $x_3 = e^{k_6\Phi}$  as a variable. By performing certain substitutions as shown in [51] the model yields the following differential equations and matrices. Note that this model has a negative exponent.

$$\dot{x}_1 = -3k_1x_1^2x_3 + 2k_2x_4 - k_3x_1x_3 + 2k_4x_2x_5 + k_5x_2x_3^{-1}$$

**Table 7**  
Computation of Hopf bifurcations in 'electro-oxidation of methanol' using HoCaT algorithm.

Subsystem	Result	Time (s)
$\mathcal{E}_1$	unsat	<1
$\mathcal{E}_2$	unsat	<1
$\mathcal{E}_3$	unsat	<1
$\mathcal{E}_1\mathcal{E}_2$	unsat	<1
$\mathcal{E}_1\mathcal{E}_3$	unsat	<1
$\mathcal{E}_2\mathcal{E}_3$	sat	<1
$\mathcal{E}_1\mathcal{E}_2\mathcal{E}_3$	sat	<1

$$\begin{aligned}
 \dot{x}_2 &= k_3x_1x_3 - k_4x_2x_5 - k_5x_2x_3^{-1} \\
 \dot{x}_3 &= k_6k_7x_3 - k_1k_6x_1^2x_3^2 \\
 \dot{x}_4 &= k_1x_1^2x_3 - k_2x_4 \\
 \dot{x}_5 &= k_2x_4 - k_4k_2x_5
 \end{aligned} \tag{21}$$

$$S_4 = \begin{pmatrix} -3 & 2 & -1 & 2 & 1 & 0 & 0 \\ 0 & 0 & 1 & -1 & -1 & 0 & 0 \\ 0 & 0 & 0 & 0 & 0 & -1 & 1 \\ 1 & -1 & 0 & 0 & 0 & 0 & 0 \\ 0 & 1 & 0 & -1 & 0 & 0 & 0 \end{pmatrix}$$

$$K_4 = \begin{pmatrix} 2 & 0 & 1 & 0 & 0 & 2 & 0 \\ 0 & 0 & 0 & 1 & 1 & 0 & 0 \\ 1 & 0 & 1 & 0 & -1 & 2 & 1 \\ 0 & 1 & 0 & 0 & 0 & 0 & 0 \\ 0 & 0 & 0 & 1 & 0 & 0 & 0 \end{pmatrix}$$

The stoichiometric matrix  $S_4$  yields the following extreme currents:

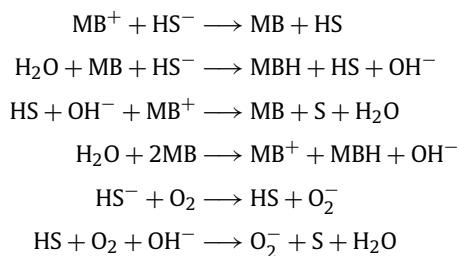
$$\begin{aligned}
 \mathcal{E}_1 &= (0 \ 0 \ 1 \ 0 \ 1 \ 0 \ 0), \\
 \mathcal{E}_2 &= (1 \ 1 \ 1 \ 1 \ 0 \ 0 \ 0), \\
 \mathcal{E}_3 &= (0 \ 0 \ 0 \ 0 \ 0 \ 1 \ 1).
 \end{aligned}$$

We applied the HoCaT algorithm to all possible faces and we were able to find the occurrence of Hopf bifurcations in the 2-faces  $\mathcal{E}_2\mathcal{E}_3$  and the 3-faces  $\mathcal{E}_1\mathcal{E}_2\mathcal{E}_3$  as shown in Table 7.

A sample point for the face  $\mathcal{E}_1\mathcal{E}_2\mathcal{E}_3$ , which also fulfills the condition of having an empty stable manifold, is the following:  $\{1/x_1 = 0.2996097513506755, 1/x_2 = 0.2996097513506755, 1/x_3 = 0.2996097513506755, 1/x_4 = 0.3408091777418122, 1/x_5 = 1, j_1 = 1, j_2 = 11.5470531561310035, j_3 = 1\}$ . This sample point yields the following solution for the reaction system (21):  $\{x_1 = 3.338, x_2 = 3.338, x_3 = 3.338, x_4 = 2.934, x_5 = 1, k_1 = 0.310, k_2 = 3.9351, k_3 = 1.127, k_4 = 3.460, k_5 = 1, k_6 = 0.026, k_7 = 11.547\}$ .


### 5.3.5. Example 5: methylene blue oscillator system

As the next example we apply the HoCaT method on the well-known complex autocatalytic methylene blue oscillator (MBO) system. We attempted to compute Hopf bifurcations in all subsystems of this model that involve 2-faces and 3-faces using our original HoCoQ approach, but the generated quantified formulae could not be solved by quantifier elimination, even with main memory of up to 500 GB and computation times of up to one week. The MBO model is described by the reaction network (22):



**Table 8**  
Results of the computation of Hopf bifurcations in 1-face and 2-faces using *HoCaT*.

Subsystems	Number of cases	Satisfied	Unsatisfied	Unknown
1-face	28	1	27	0
2-faces	187	105	66	15



The MBO reaction system contains 15 reactions and 11 species  $\text{O}_2$ ,  $\text{O}_2^-$ ,  $\text{HS}$ ,  $\text{MB}^+$ ,  $\text{MB}$ ,  $\text{MBH}$ ,  $\text{HS}^-$ ,  $\text{OH}^-$ ,  $\text{S}$ , and  $\text{H}_2\text{O}_2$ . It may be reduced to a six dimensional system by considering only the essential species  $\text{MB}$ ,  $\text{MB}^+$ ,  $\text{HS}$ ,  $\text{MBH}$ ,  $\text{O}_2$ , and  $\text{O}_2^-$ . The pre-processing step of our algorithm yields the following two matrices describing the reaction laws: stoichiometric matrix  $\mathcal{S}$  and kinetic matrix  $\mathcal{K}$ .

$$\mathcal{S}_5 = \begin{pmatrix} 1 & -1 & 1 & -2 & 0 & 0 & 0 & 0 & 0 & -1 & -1 & 0 & -1 & 1 & 0 \\ -1 & 0 & -1 & 1 & 0 & 0 & 0 & 0 & 0 & 1 & 1 & 0 & 0 & 0 & 0 \\ 1 & 1 & -1 & 0 & 1 & -1 & 1 & -1 & 2 & 0 & 1 & -2 & -1 & 0 & 0 \\ 0 & 1 & 0 & 1 & 0 & 0 & 0 & 0 & 0 & 0 & 0 & 0 & 1 & -1 & 0 \\ 0 & 0 & 0 & 0 & -1 & -1 & 0 & 0 & 0 & -1 & 0 & 0 & 0 & 0 & 1 \\ 0 & 0 & 0 & 0 & 1 & 1 & -1 & -1 & 0 & 1 & 0 & 0 & 0 & -1 & 0 \end{pmatrix}$$

$$\mathcal{K}_5 = \begin{pmatrix} 0 & 1 & 0 & 2 & 0 & 0 & 0 & 0 & 0 & 1 & 1 & 0 & 1 & 0 & 0 \\ 1 & 0 & 1 & 0 & 0 & 0 & 0 & 0 & 0 & 0 & 0 & 0 & 0 & 0 & 0 \\ 0 & 0 & 1 & 0 & 0 & 1 & 0 & 1 & 0 & 0 & 0 & 2 & 1 & 0 & 0 \\ 0 & 0 & 0 & 0 & 0 & 0 & 0 & 0 & 0 & 0 & 0 & 0 & 0 & 1 & 0 \\ 0 & 0 & 0 & 0 & 1 & 1 & 0 & 0 & 0 & 1 & 0 & 0 & 0 & 0 & 0 \\ 0 & 0 & 0 & 0 & 0 & 0 & 1 & 1 & 0 & 0 & 0 & 0 & 0 & 1 & 0 \end{pmatrix}.$$

The flux cone of this model is spanned by 28 extreme currents. There are 187 subsystems of 2-faces and 549 subsystems of 3-faces. Using our new approach *HoCaT* we were able to detect Hopf bifurcations in the extreme current  $\mathcal{E} = (0 \ 0 \ 1 \ 0 \ 0 \ 0 \ 0 \ 0 \ 1 \ 1 \ 0 \ 0 \ 1 \ 1 \ 1)$  and in 105 cases of 2-faces. Table 8 summarizes the results.

All computations on a single instance required at most 350 milliseconds of CPU time.

Recall that a positive answer for at least one of the cases guarantees the existence of a Hopf bifurcation for the original system in spite of the fact that there are cases without a definite answer.

The following sample point for the face  $\mathcal{E}_1\mathcal{E}_9$  fulfills the condition of having an empty stable manifold:  $\{1/x_1 = 0.00006853272839348046, 1/x_2 = 0.2500056235223402, 1/x_3 = 3.999977505910639, 1/x_4 = 0.00006853272839348046, 1/x_5 = 0.00001131269844981131, 1/x_6 = 0.00001131269844981131, j_1 = 1, j_2 = 255.9980880024043\}$ . This sample point corresponds to the following point in concentration space:  $\{k_1 = 0.25, k_2 = 0, k_3 = 256.0024, k_4 = 0, k_5 = 0, k_6 = 0.00004, k_7 = 0.0028, k_8 = 0, k_9 = 0, k_{10} = 1.984727808 \cdot 10^{-7}, k_{11} = 0.00007, k_{12} = 0, k_{13} = 0.0003, k_{14} = 7.752900903 \cdot 10^{-10}, k_{15} = 256.999, x_1 = 14591.5685, x_2 = 3.9999, x_3 = 0.25, x_4 = 14591.5685, x_5 = 88396.2394, x_6 = 88396.2394\}$ .

5.3.6. Example 6: mitogen-activated protein kinase (MAPK)

We next consider a well-studied model in cell biology that describes the activity of mitogen-activated protein kinase (MAPK). This model is known to exhibit bistability, namely it has up to two stable equilibria, if the parameter vector is located in an appropriate region of parameter space [55,52]. Conradi et al. [52] mentioned that finding these regions, for example by using numerical tools like bifurcation analysis, is a non-trivial task as it amounts to searching the entire parameter space. They show that for a model of a single layer of a MAPK cascade it is possible to derive analytical descriptions of these regions through the use of mass action kinetics. As an example, we compute Hopf bifurcations in the extensively studied 9-dimensional network (23) that belongs to a family of network structures that has been postulated as a model for a single layer of a MAPK cascade. We use here the same notations as in [52]. We use  $A$  as a placeholder for either MAPKK or a MAPK,  $E_1$  for mono-phosphorylated MAPKKK or double-phosphorylated MAPKK, and  $E_2$  for MAPKK'ase or MAPK'ase.



The MAPK network (23) involves twelve reactions and nine species,  $A, E_1, AE_1, A_p, A_p E_1, A_{pp}, E_2, A_{pp} E_2,$  and  $A_p E_2$ . The appropriate stoichiometric matrix  $\mathcal{S}_6$  and kinetic matrix  $\mathcal{K}_6$  are as follows:

$$\mathcal{S}_6 = \begin{pmatrix} -1 & 1 & 0 & 0 & 0 & 0 & 0 & 0 & 0 & 0 & 0 & 1 \\ -1 & 1 & 1 & -1 & 1 & 1 & 0 & 0 & 0 & 0 & 0 & 0 \\ 1 & -1 & -1 & 0 & 0 & 0 & 0 & 0 & 0 & 0 & 0 & 0 \\ 0 & 0 & 1 & -1 & 1 & 0 & 0 & 0 & 1 & -1 & 1 & 0 \\ 0 & 0 & 0 & 1 & -1 & -1 & 0 & 0 & 0 & 0 & 0 & 0 \\ 0 & 0 & 0 & 0 & 0 & 1 & -1 & 1 & 0 & 0 & 0 & 0 \\ 0 & 0 & 0 & 0 & 0 & 0 & -1 & 1 & 1 & -1 & 1 & 1 \\ 0 & 0 & 0 & 0 & 0 & 0 & 1 & -1 & -1 & 0 & 0 & 0 \\ 0 & 0 & 0 & 0 & 0 & 0 & 0 & 0 & 0 & 1 & -1 & -1 \end{pmatrix}$$

$$\mathcal{K}_6 = \begin{pmatrix} 1 & 0 & 0 & 0 & 0 & 0 & 0 & 0 & 0 & 0 & 0 & 0 \\ 1 & 0 & 0 & 1 & 0 & 0 & 0 & 0 & 0 & 0 & 0 & 0 \\ 0 & 1 & 1 & 0 & 0 & 0 & 0 & 0 & 0 & 0 & 0 & 0 \\ 0 & 0 & 0 & 1 & 0 & 0 & 0 & 0 & 0 & 1 & 0 & 0 \\ 0 & 0 & 0 & 0 & 1 & 1 & 0 & 0 & 0 & 0 & 0 & 0 \\ 0 & 0 & 0 & 0 & 0 & 0 & 1 & 0 & 0 & 0 & 0 & 0 \\ 0 & 0 & 0 & 0 & 0 & 0 & 1 & 0 & 0 & 1 & 0 & 0 \\ 0 & 0 & 0 & 0 & 0 & 0 & 0 & 1 & 1 & 0 & 0 & 0 \\ 0 & 0 & 0 & 0 & 0 & 0 & 0 & 0 & 0 & 0 & 1 & 1 \end{pmatrix}.$$

The flux cone of the MAPK network is spanned by the following 6 vectors of extreme currents:

$$\begin{aligned}
 \mathcal{E}_1 &= (1 \ 1 \ 0 \ 0 \ 0 \ 0 \ 0 \ 0 \ 0 \ 0 \ 0 \ 0), \\
 \mathcal{E}_2 &= (0 \ 0 \ 0 \ 1 \ 1 \ 0 \ 0 \ 0 \ 0 \ 0 \ 0 \ 0), \\
 \mathcal{E}_3 &= (0 \ 0 \ 0 \ 0 \ 0 \ 0 \ 1 \ 1 \ 0 \ 0 \ 0 \ 0), \\
 \mathcal{E}_4 &= (0 \ 0 \ 0 \ 0 \ 0 \ 0 \ 0 \ 0 \ 0 \ 1 \ 1 \ 0), \\
 \mathcal{E}_5 &= (1 \ 0 \ 1 \ 0 \ 0 \ 0 \ 0 \ 0 \ 0 \ 1 \ 0 \ 1), \\
 \mathcal{E}_6 &= (0 \ 0 \ 0 \ 1 \ 0 \ 1 \ 1 \ 0 \ 1 \ 0 \ 0 \ 0).
 \end{aligned}$$

Although it is difficult to compute Hopf bifurcations in the MAPK networks, we were able to detect the occurrence of a Hopf bifurcation using our algorithm in the subsystem generated by the 2-face of  $\mathcal{E}_5$  and  $\mathcal{E}_6$  in 25 seconds of computation time. For all the subsystems generated by 1-faces or by other 2-faces we could exclude them. Notice that in [56] a discussion of oscillatory behavior of a network, of which the considered MAPK network is a part of, is given.

A fulfilling sample point for the face  $\mathcal{E}_5 \mathcal{E}_6$  is the following:  $\{1/x_1 = 0.00000915394021721585, 1/x_2 = 0.000008438690345203897, 1/x_3 = 0.00000915394021721585, 1/x_4 = 0.00000915394021721585, 1/x_5 = 0.00002345893765745306, 1/x_6 = 0.003914418241401977, 1/x_7 = 0.06250768775661362, 1/x_8 = 0.003914418241401977, 1/x_9 = 1, j_1 = 1, j_2 = 1\}$ .

However, this sample point *does not* fulfill the condition of having an empty unstable manifold. Using the currently implemented rather simple sampling strategy we could not find a sample point fulfilling the condition of having an empty unstable manifold. It will be a topic of future research to generate a sampling strategy which can be given inequality conditions as an additional argument.

### 5.3.7. Example 7: models of genetic circuits

Boulier et al. [54] studied the use of a rigorous quasi-steady state approximation method to determine the existence of Hopf bifurcations in a family of models describing a gene regulated by a polymer of its own protein. This family of models is dependent on an integer parameter  $n$  that expresses the number of polymerizations and on featuring a negative feedback loop. The model sketched in Fig. 4 describes a single gene regulated by a polymer that is obtained by combining a protein  $n$  times. The variables  $G$  and  $H$  represent the state of the gene. The mRNA concentration and the concentration of the protein translated from the mRNA are represented by  $M$  and  $P$ , respectively. The  $n$  types of polymers of  $P$  are denoted by  $G = P_1, P_2, \dots, P_n$ . Greek letters represent parameters [54].

The family of models yields the following reaction laws.

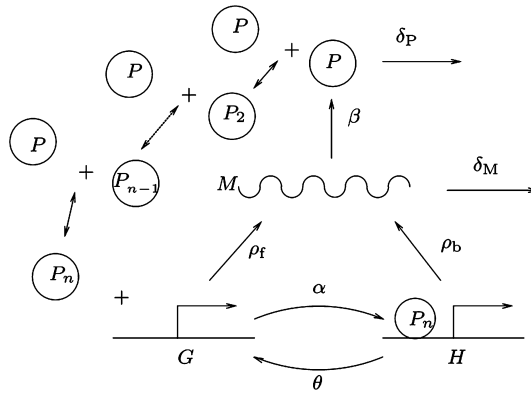
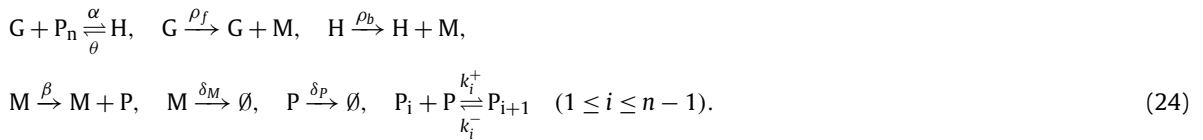


Fig. 4. A gene regulated by a polymer of its protein [54].



Applying a rigorous quasi-steady state approximation and several rescalings of the variables and parameters yields the following family of ordinary differential equations [54]:

$$\begin{aligned}
 \dot{G}(t) &= \theta(\gamma_0 - G(t) - G(t)P(t)^n), \\
 \dot{P}(t) &= n\alpha(\gamma_0 - G(t) - G(t)P(t)^n) + \delta(M(t) - P(t)), \\
 \dot{M}(t) &= \lambda_1 G(t) + \gamma_0 \mu - M(t),
 \end{aligned}
 \tag{25}$$

where  $n$  is a natural number.

Sturm et al. [37,11] also analyzed the existence of Hopf bifurcations in the 3-dimensional steady-state approximation of the models shown in (25). They computed its occurrence in concentration space up to  $n = 10$  and they found the absence of Hopf bifurcations in the family of models for  $n \leq 8$  and its existence for  $n \geq 9$ .

We investigated the existence of Hopf bifurcations in the original family of models for  $n = 2, \dots, 10$ , wherein we also considered the fast reactions. Each model thus involved then  $3 + n$  species and yields corresponding to the stoichiometric matrix and kinetic matrix. The number of the vectors that span the flux cone is dependent on the parameter  $n$ , which expresses the number of polymerizations and effect that for increasing  $n$ . We applied our *HoCaT* method to all 9 models and in contrast to the results of the quasi-steady state method, we were able to detect the existence of Hopf bifurcations for  $n \geq 3$  and its absence for  $n = 2$ .

To elucidate the cause of the occurrence of Hopf bifurcations for  $n \geq 3$  in the original state of the systems, we carefully analyzed the results of the system with  $n = 3$  polymerizations. The system yields the following stoichiometric and kinetic matrices:

$$\begin{aligned}
 \mathcal{S}_7 &= \begin{pmatrix} -1 & 1 & 0 & 0 & 0 & 0 & 0 & 0 & 0 & 0 & 0 \\ 1 & -1 & 0 & 0 & 0 & 0 & 0 & 0 & 0 & 0 & 0 \\ 0 & 0 & 1 & 1 & 0 & -1 & 0 & 0 & 0 & 0 & 0 \\ 0 & 0 & 0 & 0 & 1 & 0 & -1 & -2 & 2 & -1 & 1 \\ 0 & 0 & 0 & 0 & 0 & 0 & 0 & 1 & -1 & -1 & 1 \\ -1 & 1 & 0 & 0 & 0 & 0 & 0 & 0 & 0 & 1 & -1 \end{pmatrix} \\
 \mathcal{K}_7 &= \begin{pmatrix} 1 & 0 & 1 & 0 & 0 & 0 & 0 & 0 & 0 & 0 & 0 \\ 0 & 1 & 0 & 1 & 0 & 0 & 0 & 0 & 0 & 0 & 0 \\ 0 & 0 & 0 & 0 & 1 & 1 & 0 & 0 & 0 & 0 & 0 \\ 0 & 0 & 0 & 0 & 0 & 0 & 1 & 2 & 0 & 1 & 0 \\ 0 & 0 & 0 & 1 & 0 & 0 & 0 & 0 & 1 & 0 & 0 \\ 1 & 0 & 0 & 0 & 0 & 0 & 0 & 0 & 0 & 0 & 1 \end{pmatrix}.
 \end{aligned}$$

The following 6 extreme currents represent the flux cone:

$$\begin{aligned}
 \mathcal{E}_1 &= (0 \ 0 \ 0 \ 0 \ 1 \ 0 \ 1 \ 0 \ 0 \ 0 \ 0), \\
 \mathcal{E}_2 &= (0 \ 0 \ 0 \ 0 \ 0 \ 0 \ 0 \ 0 \ 0 \ 1 \ 1), \\
 \mathcal{E}_3 &= (1 \ 1 \ 0 \ 0 \ 0 \ 0 \ 0 \ 0 \ 0 \ 0 \ 0),
 \end{aligned}$$

$$\begin{aligned}\mathcal{E}_4 &= (0 \ 0 \ 1 \ 0 \ 0 \ 1 \ 0 \ 0 \ 0 \ 0 \ 0), \\ \mathcal{E}_5 &= (0 \ 0 \ 0 \ 1 \ 0 \ 1 \ 0 \ 0 \ 0 \ 0 \ 0), \\ \mathcal{E}_6 &= (0 \ 0 \ 0 \ 0 \ 0 \ 0 \ 0 \ 1 \ 1 \ 0 \ 0).\end{aligned}$$

We observed the absence of Hopf bifurcations in the 1-faces and 2-faces and its presence in one 3-face  $\mathcal{E}_1\mathcal{E}_2\mathcal{E}_5$  generated by the vectors  $\mathcal{E}_1$ ,  $\mathcal{E}_2$ , and  $\mathcal{E}_5$ , where  $\mathcal{E}_5$  represents a reversible fast reaction. We also detected its existence in the trivial cases of 4-faces that contain the subsystem  $\mathcal{E}_1\mathcal{E}_2\mathcal{E}_5$  and the subsystem  $\mathcal{E}_1\mathcal{E}_3\mathcal{E}_5\mathcal{E}_6$ , where  $\mathcal{E}_6$  also represents a reversible fast reaction. We conclude that eliminating fast reactions in the system for quasi-steady state approximation causes the disappearance of Hopf bifurcations for  $n \geq 3$ .

The following sample point for the face  $\mathcal{E}_1\mathcal{E}_2\mathcal{E}_5$  fulfills the condition of having an empty unstable manifold:  $\{1/x_3 = 1, 1/x_4 = 1, 1/x_5 = 10.31197715666535, 1/x_6 = 0.5344011421667327, j_1 = 1, j_2 = 1, j_3 = 0.5344011421667327\}$ . The corresponding values for concentrations and rate constants for the face  $\mathcal{E}_1\mathcal{E}_2\mathcal{E}_5$  are  $\alpha = 0, \theta = 0, \rho_f = 0, \rho_b = 5.510732371/t_2, \beta = 1, \delta_M = 0.534, \delta_P = 1, k_1^+ = 0, k_1^- = 0, k_2^+ = 1, k_1^- = 0.534, x_1 = t_1, x_2 = t_2, x_3 = 1, x_4 = 1, x_5 = 0.097, x_6 = 1.871$ , where  $t_1 > 0$  and  $t_2 > 0$ .

### 5.3.8. Example 8: control of DNA replication in fission yeast

As another high-dimensional example, we consider the 22 dimensional model that describes the control of DNA replication in fission yeast. It is described in [53] and stored as a curated model in the BioModels database [57] with the ID BIOMOD0007. The stoichiometric matrix, the kinetic matrix, the set of extreme currents, and other algebraic data for this example can be obtained from the database PoCaB (“platform to explore algebraic methods for bio-chemical reaction networks”).<sup>14</sup> The flux cone of this model is spanned by 22 extreme currents and yields 230 2-faces and 1539 3-faces.

Using the *HoCaT* method we were able to detect the existence of Hopf bifurcations in 69 cases of the 3-faces and its absence in the 2-faces. The computation of this example also demonstrates the efficiency of our method, as it enables even the analysis of a 22-dimensional system.

The following sample point for the face  $\mathcal{E}_1\mathcal{E}_{14}\mathcal{E}_{19}$  fulfills the condition of having an empty unstable manifold.  $\{1/x_5 = 0.0002526937325265533, 1/x_6 = 0.06250802049643516, 1/x_9 = 1, 1/x_{11} = 0.0002526937325265533, 1/x_{12} = 0.00000950886235503534, j_1 = 1, j_2 = 3.999974334411408, j_3 = 63.99946102263956\}$ . A feasible corresponding point in concentration space is the following (providing non-zero values only):  $\{k_1 = 67.99943536, k_3 = 0.01617, k_5 = 0.00006, k_7 = 4.0005, k_{16} = 0.0006, k_{17} = 0.0010, k_{23} = 1, k_{24} = 0.0625, x_5 = 3957.359726, x_6 = 15.99794702, x_9 = 1, x_{11} = 3957.3598, x_{12} = 105165.0516\}$ .

## Acknowledgements

This research was supported in part by *Deutsche Forschungsgemeinschaft* grants Se 770/8-1 and We 1945/6-1 and by the German Transregional Collaborative Research Center SFB/TR 14 AVACS. Thomas Sturm would like to thank B. Barber for his support with QuickHull and convex hull computation and W. Hagemann and M. Kořta for helpful discussions on aspects of linear programming. We are grateful to the anonymous reviewers, whose insightful comments helped to improve the paper.

## References

- [1] F. Horn, R. Jackson, General mass action kinetics, *Arch. Ration. Mech. Anal.* 47 (2) (1972) 81–116, <http://dx.doi.org/10.1007/BF00251225>.
- [2] M. Feinberg, Complex balancing in general kinetic systems, *Arch. Ration. Mech. Anal.* 49 (3) (1972) 187–194, <http://dx.doi.org/10.1007/BF00255665>.
- [3] G. Shinar, M. Feinberg, Structural sources of robustness in biochemical reaction networks, *Science* 327 (5971) (2010) 1389–1391, <http://dx.doi.org/10.1126/science.1183372>.
- [4] K. Gatermann, M. Eiswirth, A. Senns, Toric ideals and graph theory to analyze Hopf bifurcations in mass action systems, *J. Symb. Comput.* 40 (6) (2005) 1361–1382, <http://dx.doi.org/10.1016/j.jsc.2005.07.002>.
- [5] G. Craciun, A. Dickenstein, A. Shiu, B. Sturmfels, Toric dynamical systems, *J. Symb. Comput.* 44 (11) (2009) 1551–1565, <http://dx.doi.org/10.1016/j.jsc.2008.08.006>.
- [6] M. Mincheva, Oscillations in non-mass action kinetics models of biochemical reaction networks arising from pairs of subnetworks, *J. Math. Chem.* 50 (5) (2012) 1111–1125, <http://dx.doi.org/10.1007/s10910-011-9955-8>.
- [7] M. Mincheva, G. Craciun, Multigraph conditions for multistability, oscillations and pattern formation in biochemical reaction networks, *Proc. IEEE* 96 (8) (2008) 1281–1291, <http://dx.doi.org/10.1109/JPROC.2008.925474>.
- [8] W.-M. Liu, Criterion of Hopf bifurcations without using eigenvalues, *J. Math. Anal. Appl.* 182 (1) (1994) 250–256, <http://dx.doi.org/10.1006/jmaa.1994.1079>.
- [9] M. El Kahoui, A. Weber, Deciding Hopf bifurcations by quantifier elimination in a software-component architecture, *J. Symb. Comput.* 30 (2) (2000) 161–179, <http://dx.doi.org/10.1006/jsc.1999.0335>.
- [10] A. Tarski, *A Decision Method for Elementary Algebra and Geometry*, 2nd edition, University of California Press, Berkeley and Los Angeles, CA, 1951.
- [11] T. Sturm, A. Weber, E.O. Abdel-Rahman, M. El Kahoui, Investigating algebraic and logical algorithms to solve Hopf bifurcation problems in algebraic biology, *Math. Comput. Sci.* 2 (3) (2009) 493–515, <http://dx.doi.org/10.1007/s11786-008-0067-1>.
- [12] B.L. Clarke, *Stability of Complex Reaction Networks*, *Adv. Chem. Phys.*, vol. XLIII, Wiley Online Library, 1980.

<sup>14</sup> <http://pocab.cg.cs.uni-bonn.de/>.

- [13] K. Gatermann, B. Huber, A family of sparse polynomial systems arising in chemical reaction systems, *J. Symb. Comput.* 33 (3) (2002) 275–305, <http://dx.doi.org/10.1006/jsc.2001.0512>.
- [14] S. Müller, G. Regensburger, Generalized mass action systems: complex balancing equilibria and sign vectors of the stoichiometric and kinetic-order subspace, *SIAM J. Appl. Math.* 72 (6) (2012) 1926–1947, <http://dx.doi.org/10.1137/110847056>.
- [15] A.N. Ivanova, B.L. Tarnopolskii, One approach to the determination of a number of qualitative features in the behavior of kinetic systems, and realization of this approach in a computer (critical conditions, auto oscillations), *Kinet. Katal.* 20 (1979) 1541–1548.
- [16] M. Mincheva, M.R. Roussel, Graph-theoretic methods for the analysis of chemical and biochemical networks. I. Multistability and oscillations in ordinary differential equation models, *J. Math. Biol.* 55 (1) (2007) 61–86, <http://dx.doi.org/10.1007/s00285-007-0099-1>.
- [17] B.L. Clarke, Graph theoretic approach to the stability analysis of steady state chemical reaction networks, *J. Chem. Phys.* 60 (4) (1974) 1481–1492, <http://dx.doi.org/10.1063/1.1681221>.
- [18] B.L. Clarke, Stability analysis of a model reaction network using graph theory, *J. Chem. Phys.* 60 (4) (1974) 1493–1501, <http://dx.doi.org/10.1063/1.1681222>.
- [19] B.L. Clarke, Theorems on chemical network stability, *J. Chem. Phys.* 62 (3) (1975) 773–775, <http://dx.doi.org/10.1063/1.430524>.
- [20] C. Wagner, R. Urbanczik, The geometry of the flux cone of a metabolic network, *Biophys. J.* 89 (6) (2005) 3837–3845, <http://dx.doi.org/10.1529/biophysj.104.055129>.
- [21] A. Larhlimi, *New concepts and tools in constraint-based analysis of metabolic networks*, PhD thesis, Berlin, Germany, 2008.
- [22] E. Gawrilow, M. Joswig, Polymake: a framework for analyzing convex polytopes, in: G. Kalai, G.M. Ziegler (Eds.), *Polytopes—Combinatorics and Computation*, in: Oberwolfach Semin., vol. 29, Birkhäuser, Basel, 2000, pp. 43–73.
- [23] M. Hucka, A. Finney, H.M. Sauro, H. Bolouri, J.C. Doyle, H. Kitano, A.P. Arkin, B.J. Bornstein, D. Bray, A. Cornish-Bowden, et al., The systems biology markup language (SBML): a medium for representation and exchange of biochemical network models, *Bioinformatics* 19 (4) (2003) 524–531, <http://dx.doi.org/10.1093/bioinformatics/btg015>.
- [24] S. Samal, H. Errami, A. Weber, Pocab: a software infrastructure to explore algebraic methods for bio-chemical reaction networks, in: *Computer Algebra in Scientific Computing – 14th International Workshop, CASC 2012*, in: *Lect. Notes Comput. Sci.*, Springer, 2012, pp. 294–307.
- [25] C.W. Brown, QEPcad B: a system for computing with semi-algebraic sets via cylindrical algebraic decomposition, *ACM SIGSAM Bull.* 38 (1) (2004) 23–24, <http://dx.doi.org/10.1145/980175.980185>.
- [26] A. Dolzmann, T. Sturm, Redlog: computer algebra meets computer logic, *ACM SIGSAM Bull.* 31 (2) (1997) 2–9, <http://dx.doi.org/10.1145/261320.261324>.
- [27] T. Sturm, Redlog online resources for applied quantifier elimination, *Acta Acad. Ab., Ser. B, Math. Phys.* 67 (2) (2007) 177–191.
- [28] V. Weispfenning, The complexity of linear problems in fields, *J. Symb. Comput.* 5 (1&2) (1988) 3–27, [http://dx.doi.org/10.1016/S0747-7171\(88\)80003-8](http://dx.doi.org/10.1016/S0747-7171(88)80003-8).
- [29] V. Weispfenning, Quantifier elimination for real algebra—the quadratic case and beyond, *Appl. Algebra Eng. Commun. Comput.* 8 (2) (1997) 85–101, <http://dx.doi.org/10.1007/s002000050055>.
- [30] A. Dolzmann, T. Sturm, Simplification of quantifier-free formulae over ordered fields, *J. Symb. Comput.* 24 (2) (1997) 209–231, <http://dx.doi.org/10.1006/jsc.1997.0123>.
- [31] V. Weispfenning, A new approach to quantifier elimination for real algebra, in: B.F. Caviness, J.R. Johnson (Eds.), *Quantifier Elimination and Cylindrical Algebraic Decomposition*, in: *Texts Monogr. Symbol. Comput.*, Springer, Wien, New York, 1998, pp. 376–392.
- [32] L.A. Gilch, *Effiziente Hermitesche Quantorenelimination*, Diploma thesis, Universität Passau, Passau, Germany, Sep. 2003.
- [33] A. Dolzmann, L.A. Gilch, Generic Hermitian quantifier elimination, in: J.A.C. Bruno Buchberger (Ed.), *Artificial Intelligence and Symbolic Computation: 7th International Conference, AISC 2004*, in: *Lect. Notes Comput. Sci.*, vol. 3249, Springer, Linz, Austria, 2004, pp. 80–93.
- [34] T. Sturm, New domains for applied quantifier elimination, in: V.G. Ganzha, E.W. Mayr, E.V. Vorozhtsov (Eds.), *Computer Algebra in Scientific Computing: 9th International Workshop*, in: *Lect. Notes Comput. Sci.*, vol. 4194, Springer, Chisinau, Moldova, 2006, pp. 29–35.
- [35] A. Lasaruk, T. Sturm, Weak quantifier elimination for the full linear theory of the integers. A uniform generalization of Presburger arithmetic, *Appl. Algebra Eng. Commun. Comput.* 18 (6) (2007) 545–574, <http://dx.doi.org/10.1007/s00200-007-0053-x>.
- [36] A. Lasaruk, T. Sturm, Weak integer quantifier elimination beyond the linear case, in: V.G. Ganzha, E.W. Mayr, E.V. Vorozhtsov (Eds.), *Computer Algebra in Scientific Computing, Proceedings of the CASC 2007*, in: *Lect. Notes Comput. Sci.*, vol. 4770, Springer, Bonn, Germany, 2007, pp. 275–294.
- [37] T. Sturm, A. Weber, Investigating generic methods to solve Hopf bifurcation problems in algebraic biology, in: K. Horimoto, G. Regensburger, M. Rosenkranz, H. Yoshida (Eds.), *Algebraic Biology – Third International Conference, AB 2008*, in: *Lect. Notes Comput. Sci.*, vol. 5147, Springer, Castle of Hagenberg, Austria, 2008, pp. 200–215.
- [38] L. De Moura, N. Bjørner, Z3: an efficient SMT solver, in: *Proceedings of the Theory and Practice of Software, 14th International Conference on Tools and Algorithms for the Construction and Analysis of Systems, TACAS'08/ETAPS'08*, Springer, Budapest, Hungary, 2008, pp. 337–340.
- [39] J. Guckenheimer, P. Holmes, *Nonlinear Oscillations, Dynamical Systems, and Bifurcations of Vector Fields*, *Appl. Math. Sci.*, vol. 42, Springer, 1990.
- [40] L. Orlando, Sul problema di Hurwitz relativo alle parti reali delle radici di un' equazione algebrica, *Math. Ann.* 71 (2) (1911) 233–245.
- [41] F.R. Gantmacher, *Application of the Theory of Matrices*, Interscience Publishers, New York, 1969.
- [42] B. Porter, *Stability Criteria for Linear Dynamical Systems*, Academic Press, New York, 1967.
- [43] P. Yu, Closed-form conditions of bifurcation points for general differential equations, *Int. J. Bifurc. Chaos* 15 (4) (2005) 1467–1483, <http://dx.doi.org/10.1142/S0218127405012582>.
- [44] E.N. Lorenz, Deterministic nonperiodic flow, *J. Atmos. Sci.* 20 (2) (1963) 130–141.
- [45] R.H. Rand, D. Armbruster, *Perturbation Methods, Bifurcation Theory and Computer Algebra*, *Appl. Math. Sci.*, vol. 65, Springer, 1987.
- [46] W.M. Seiler, *Involution – The Formal Theory of Differential Equations and Its Applications in Computer Algebra*, *Algorithms Comput. Math.*, vol. 24, Springer, 2010.
- [47] M. Domijan, M. Kirkilionis, Bistability and oscillations in chemical reaction networks, *J. Math. Biol.* 59 (4) (2009) 467–501, <http://dx.doi.org/10.1007/s00285-008-0234-7>.
- [48] J.H. Davenport, J. Heintz, Real quantifier elimination is doubly exponential, *J. Symb. Comput.* 5 (1–2) (1988) 29–35, [http://dx.doi.org/10.1016/S0747-7171\(88\)80004-X](http://dx.doi.org/10.1016/S0747-7171(88)80004-X).
- [49] J. Reidl, P. Borowski, A. Sensse, J. Starke, M. Zapotocky, M. Eiswirth, Model of calcium oscillations due to negative feedback in olfactory cilia, *Biophys. J.* 90 (4) (2006) 1147–1155, <http://dx.doi.org/10.1529/biophysj.104.058545>.
- [50] B. Sturmfels, *Solving Systems of Polynomial Equations*, *American Mathematical Society, Providence, RI*, 2002.
- [51] S. Sauerbrei, M.A. Nascimento, M. Eiswirth, H. Varela, Mechanism and model of the oscillatory electro-oxidation of methanol, *J. Chem. Phys.* 132 (15) (2010) 154901-1–154901-10, <http://dx.doi.org/10.1063/1.3368790>.
- [52] C. Conradi, D. Flockerzi, J. Raisch, Multistationarity in the activation of a MAPK: parametrizing the relevant region in parameter space, *Math. Biosci.* 211 (1) (2008) 105–131, <http://dx.doi.org/10.1016/j.mbs.2007.10.004>.
- [53] B. Novak, J.J. Tyson, Modeling the control of DNA replication in fission yeast, *Proc. Natl. Acad. Sci.* 94 (17) (1997) 9147–9152.
- [54] F. Boulrier, M. Lefranc, F. Lemaire, P. Morant, A. Ürgüplü, On proving the absence of oscillations in models of genetic circuits, in: H. Anai, H. Horimoto, T. Kutsia (Eds.), *Algebraic Biology, AB 2007*, in: *Lect. Notes Comput. Sci.*, vol. 4545, Springer, 2007, pp. 66–80.
- [55] N.I. Markevich, J.B. Hoek, B.N. Kholodenko, Signaling switches and bistability arising from multisite phosphorylation in protein kinase cascades, *J. Cell Biol.* 164 (3) (2004) 353–359, <http://dx.doi.org/10.1083/jcb.200308060>.



- [56] B.N. Kholodenko, Negative feedback and ultrasensitivity can bring about oscillations in the mitogen-activated protein kinase cascades, *Eur. J. Biochem.* 267 (6) (2000) 1583–1588, <http://dx.doi.org/10.1046/j.1432-1327.2000.01197.x>.
- [57] C. Li, M. Donizelli, N. Rodriguez, H. Dharuri, L. Endler, V. Chelliah, L. Li, E. He, A. Henry, M.I. Stefan, J.L. Snoep, M. Hucka, N. Le Novère, C. Laibe, BioModels database: an enhanced, curated and annotated resource for published quantitative kinetic models, *BMC Syst. Biol.* 4 (2010) 92, <http://dx.doi.org/10.1186/1752-0509-4-92>.