



HAL
open science

Cyclopropyl Thioethers, New Inputs for Palladium Catalyzed Ring Opening of Cyclopropanes

Sudipta Ponra, Aude Nyadanu, Na Pan, Elodie Martinand-Lurin, Alexandra Savy, Maxime R. Vitale, Laurent El Kaim, Laurence Grimaud

► **To cite this version:**

Sudipta Ponra, Aude Nyadanu, Na Pan, Elodie Martinand-Lurin, Alexandra Savy, et al.. Cyclopropyl Thioethers, New Inputs for Palladium Catalyzed Ring Opening of Cyclopropanes. *Organic Process Research and Development*, 2020, 24 (5), pp.827-834. 10.1021/acs.oprd.9b00444 . hal-03043667

HAL Id: hal-03043667

<https://hal.science/hal-03043667>

Submitted on 7 Dec 2020

HAL is a multi-disciplinary open access archive for the deposit and dissemination of scientific research documents, whether they are published or not. The documents may come from teaching and research institutions in France or abroad, or from public or private research centers.

L'archive ouverte pluridisciplinaire **HAL**, est destinée au dépôt et à la diffusion de documents scientifiques de niveau recherche, publiés ou non, émanant des établissements d'enseignement et de recherche français ou étrangers, des laboratoires publics ou privés.

Cyclopropyl thioethers, new inputs for Palladium catalyzed ring-opening of cyclopropanes

Sudipta Ponra,[‡] Aude Nyadanu,[¥] Na Pan,^{†#} Elodie Martinand-Lurin,[†] Alexandra Savy,[†] Maxime Vitale,[‡] Laurent El Kaim^{¥} and Laurence Grimaud.^{†*}*

AUTHOR ADDRESS

[‡] Institut de Recherche de Chimie Paris, PSL Université Paris – Chimie ParisTech – CNRS – UMR 8247, 11 rue Pierre et Marie Curie, 75005 Paris, France.

[¥] Laboratoire de Synthèse Organique (LSO), CNRS, Ecole Polytechnique, ENSTA Paris-UMR 7652, Institut Polytechnique de Paris, 828 Bd des Maréchaux, 91128 Palaiseau, France.

[#] Shanghai Engineering Research Center of Molecular Therapeutics and New Drug Development, SCME, East China Normal University, 3663 Zhongshanbei Road, 200062, Shanghai, China.

[†] Laboratoire des biomolécules, Sorbonne Université – Ecole Normale Supérieure – CNRS, 24 Rue Lhomond, 75005 Paris, France.

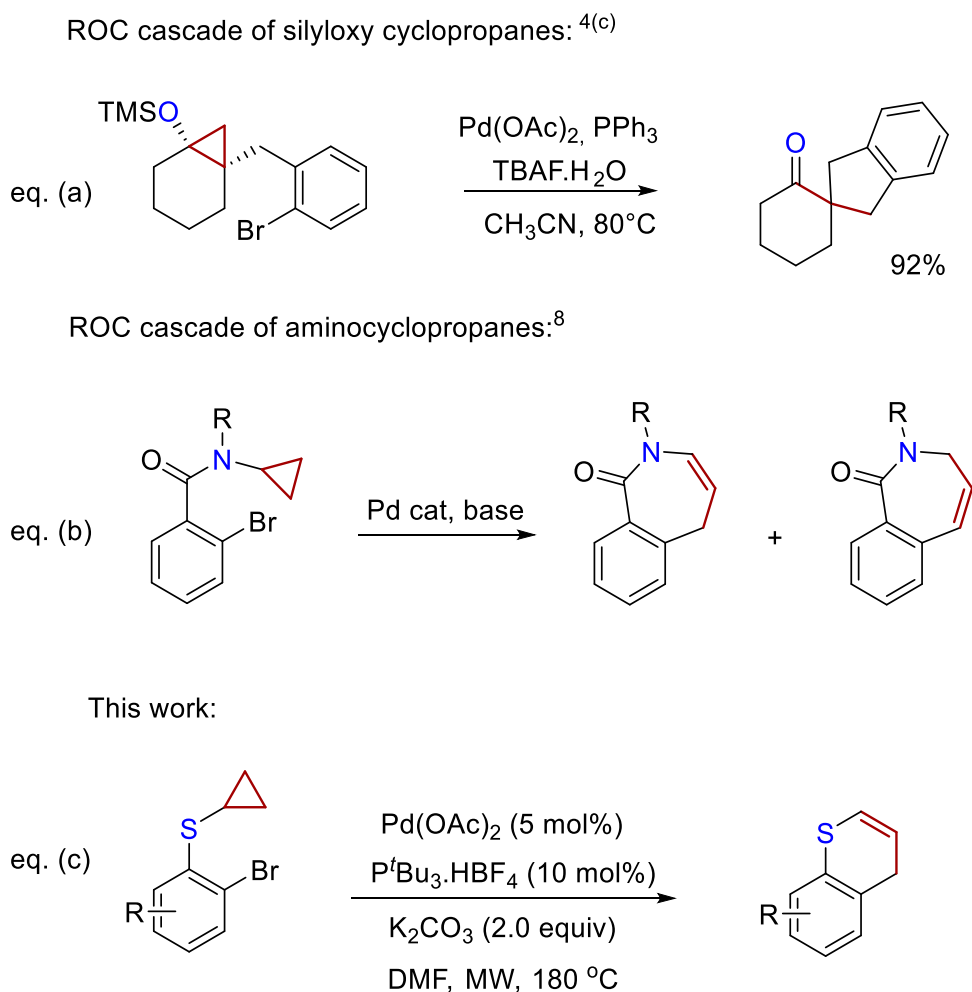
KEYWORDS : Cyclopropane, ring-opening, thioether, palladium catalysis, thiochromene.

ABSTRACT. We present herein a new palladium-catalyzed ring-opening of cyclopropane-substituted thioethers. The study involves an intramolecular trapping of an intermediate aryl palladium to afford thiochromene derivatives. In contrast to the analogous cyclopropylamines which led to efficient ring-opening using triphenylphosphine as ligand for palladium, good yields for cyclopropyl thioethers required the use of bulkier electron-donating phosphines, such as *tert*-butylphosphine.

Introduction

Due to high steric constraint with angles close to 60° instead of the standard tetrahedral geometry around the carbon atom, cyclopropanes constitute a unique class of reactive alkanes. According to their substitution pattern, a wide range of experimental conditions has been disclosed for their ring-opening and subsequent trapping by a nucleophile, an electrophile or a dipolarophile.¹ Among the various methods, metal-catalyzed processes were highly successful for the ring-opening of alkylidene- or vinyl-cyclopropanes.² Since the 70s, alkoxy-cyclopropanes³ have attracted much attention with the pioneering work of Nakamura and Kuwajima who disclosed the first Pd-catalyzed opening of a silylated alkoxy-cyclopropane and trapping of the resulting homo-enolate.⁴ Comparatively, the metal-catalyzed ring-opening of aminocyclopropanes⁵ has significantly received less attention. Along with some acid-triggered⁶ and oxidative ring-openings,⁷ Pd-catalyzed conditions have been reported a few years ago by our group and others to propose efficient syntheses of benzo-fused oxa- and aza-heterocycles (Scheme 1, eq. (a) & (b)).⁸ In contrast, the corresponding ring-opening of cyclopropyl thioethers has been scarcely reported⁹ and, to the best of our knowledge, there is no example of such a metal-catalyzed approach.

Considering this lack, we decided to study the likelihood of an intramolecular trapping of cyclopropyl thioethers, as previously disclosed for oxa- and aza- analogues,^{4c,8} as a means to generate valuable 4*H*-thiochromenes in a very efficient and straightforward manner (Scheme 1, eq. (c)).



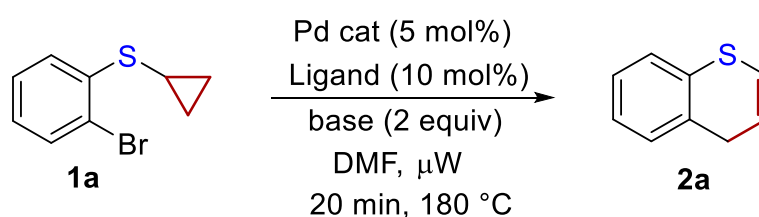
Scheme 1. Palladium triggered ring-opening/cyclization of RO, R₂N and RS-tethered cyclopropanes

Results and Discussion

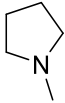
Following our past interest in the ring-opening of aminocyclopropanes, experimental conditions close to those developed previously were tested first. For this purpose, 2-bromophenyl cyclopropyl thioether **1a** was prepared through the alkylation of the 2-bromo thiophenol under classical basic reaction conditions.¹⁰ The mercaptocyclopropane **1a** was then treated in the presence of 5 mol% of PdCl₂(PPh₃)₂ in wet acetonitrile with 2 equiv of cesium carbonate under microwave irradiation at 130 °C for 20 min (entry 1, Table 1).¹¹ Nevertheless, no reaction occurred under these conditions, even when increasing the reaction temperature up to 180 °C. Faced to such an absence of reactivity, we thus decided to use a commercially available Pd(0) source, with the hope to boost the expected catalytic activity. For this purpose, Pd₂(dba)₃ was selected as catalyst and different ligands were tested next. In order to perform the reaction at higher temperature, *N,N*-dimethylformamide was selected as solvent. Poor conversions were observed at 180 °C with common phosphines such as triphenylphosphine, tri-*ortho*-tolylphosphine and dppf (entries 2-4, Table 1). Based on the hypothesis that these disappointing results could result from a sluggish oxidative addition arising from the electron-donating effect of the thiocyclopropyl moiety, conditions close to those reported for the cross-coupling of aryl chlorides¹² were enforced (entry 5, Table 1). To our delight, the use of tri(*tert*-butyl)phosphine turned out to be highly beneficial, leading to a 66% of conversion after only 20 min. Unfortunately, longer reaction time induced a significantly higher level of competitive decomposition. Several bases were then assessed (entries 8-10, Table 1) and potassium carbonate turned out to give the best results. Indeed, tertiary amine bases showed prone to partially induce the undesired isomerization of C=C bond (entries 8 and 10, Table 1). *N,N*-dimethylformamide and *N,N*-dimethylacetamide gave similar results (entries 5-6, Table 1) but acetonitrile reduced conversion (entry 7, Table 1). Finally, sources of Pd(II) were tested with tri-*tert*butylphosphine (entries 11-12, Table 1) and, pleasingly, complete

conversion was achieved starting with Pd(OAc)₂. With these optimized conditions, the desired thiochromene **2a** was isolated in 70% yield. Surprisingly, all trials to give higher yields failed, even when the crude NMR of the reaction mixture was very clean. This behavior was attributed to the air sensitivity of the **2a** during the purification process. Indeed, after 24 h at room temperature, the ¹H NMR spectrum unmistakably showed a prominent level of product decomposition.

Table 1. Optimization of the reaction conditions.

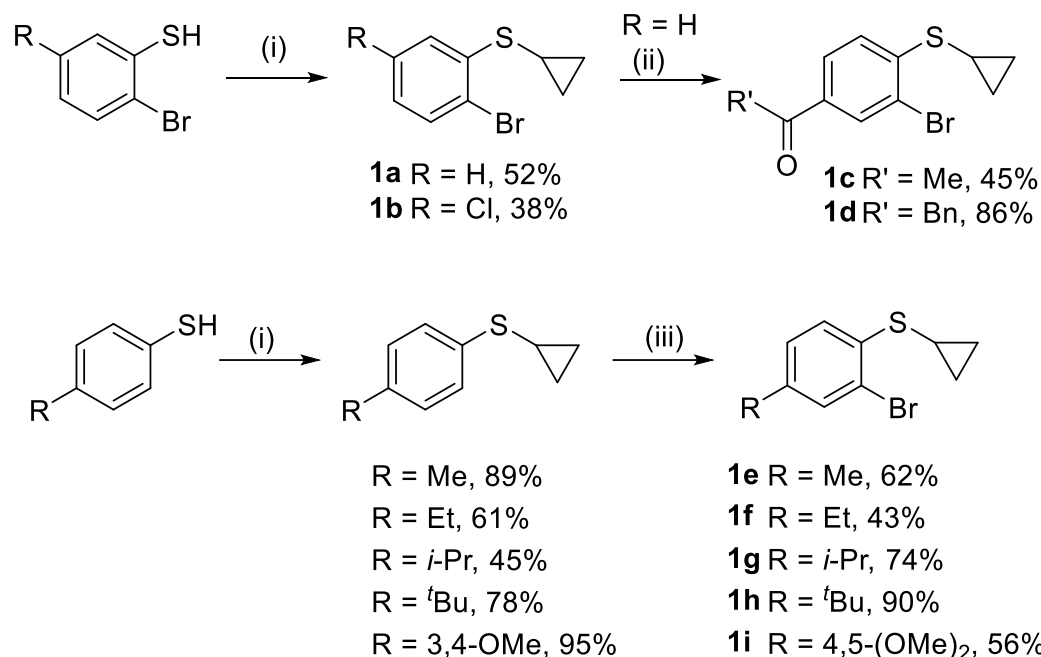


Entry	Cat.	Ligand	Base	Conversion ^[a] (isolated yields %)
1	PdCl ₂ (PPh ₃) ₂	-	Cs ₂ CO ₃	0% ^[b]
2	Pd ₂ (dba) ₃	PPh ₃	K ₂ CO ₃	4%
3	Pd ₂ (dba) ₃	P(<i>o</i> -tol) ₃	K ₂ CO ₃	14%
4	Pd ₂ (dba) ₃	dppf	K ₂ CO ₃	0%
5	Pd ₂ (dba) ₃	P(^{<i>t</i>} Bu) ₃ .HBF ₄	K ₂ CO ₃	66%
6	Pd ₂ (dba) ₃	P(^{<i>t</i>} Bu) ₃ .HBF ₄	K ₂ CO ₃	68% ^[c]
7	Pd ₂ (dba) ₃	P(^{<i>t</i>} Bu) ₃ .HBF ₄	K ₂ CO ₃	<5% ^[d]

8	Pd ₂ (dba) ₃	P(^t Bu) ₃ .HBF ₄		60% ^[e]
9	Pd ₂ (dba) ₃	P(^t Bu) ₃ .HBF ₄	TMEDA	46%
10	Pd ₂ (dba) ₃	P(^t Bu) ₃ .HBF ₄	ⁱ Pr ₂ NEt	66% ^[f]
11	PdCl ₂	P(^t Bu) ₃ .HBF ₄	K ₂ CO ₃	6%
12	Pd(OAc) ₂	P(^t Bu) ₃ .HBF ₄	K ₂ CO ₃	100% (70%) ^[g]

[a] Evaluated by ¹H NMR. [b] performed in MeCN at 130 °C. [c] performed in DMA instead of DMF. [d] performed in MeCN. [e] Product obtained as a 1:1 mixture of two regioisomers. [f] Product obtained as a 2:1 mixture of two regioisomers. [g] Yields did not exceed 20% when performed under thermic conditions (oil bath).

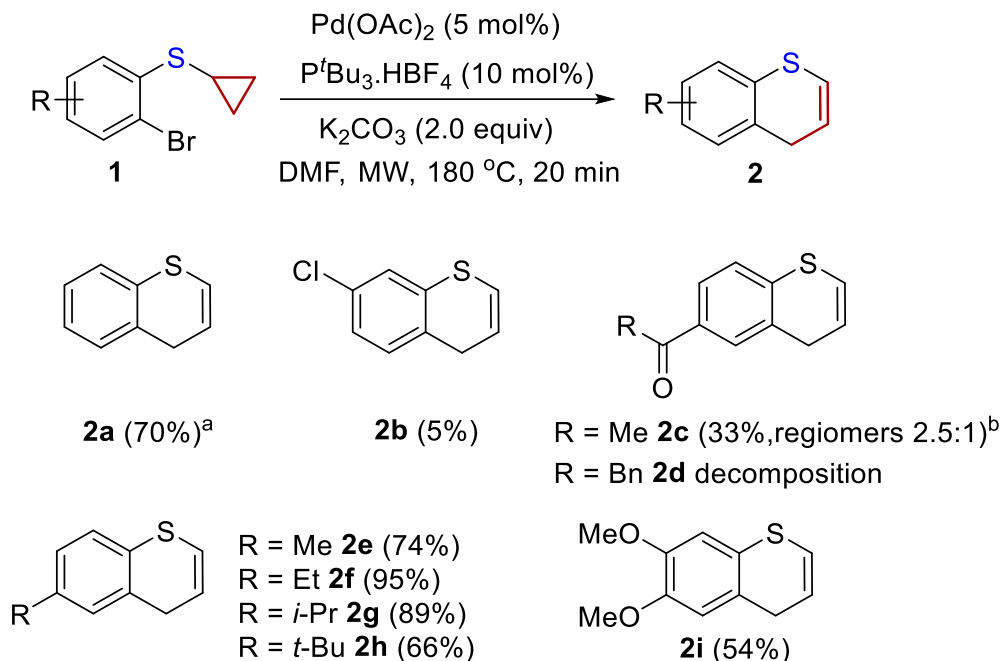
In order to assess the scope of this new Pd-catalyzed ring-opening of cyclopropyl thioethers, a wider set of starting materials were prepared. They were synthesized by either direct alkylation of *o*-bromothiophenol derivatives with bromo cyclopropane¹⁰ or bromination of the corresponding cyclopropane arylthioether¹³ (Scheme 2). After electrophilic aromatic acylation of products **1c** and **1d**, substrates **1b** and **1e-i** were thereby obtained.



Conditions: (i) bromocyclopropane (1.3 equiv), K₂CO₃ (1.5 equiv), DMF, 24h (ii) R'COCl (5 equiv), AlCl₃ (1.2 equiv), CHCl₃, 0 °C to rt, 3h. (iii) Br₂ (1.6 equiv), CHCl₃, 0 °C to rt, 6h.

Scheme 2. Starting material syntheses.

With the set of optimized conditions in hand, we investigated the scope and limitations of the Pd-catalyzed reaction (scheme 3). Electron-poor starting materials afforded the corresponding thiochromenes in low yields due to fast decomposition of the crude mixture. Indeed, compounds **2b** and **2c** gave very low isolated yields of the corresponding thiochromenes and **2d** -obtained from **1d**- decomposed under the reaction conditions. The presence of an acyl group in **2c** provoked the isomerization of the double bond in the final product probably due to enhanced conjugation of the resulting regiomer. However, for electron-rich arylthioethers, the desired thiochromenes **2e-2i** were obtained in fair to good yields. Moreover, the reaction can be performed on the gram scale and **2a** was isolated with a slightly reduced 55% yield.

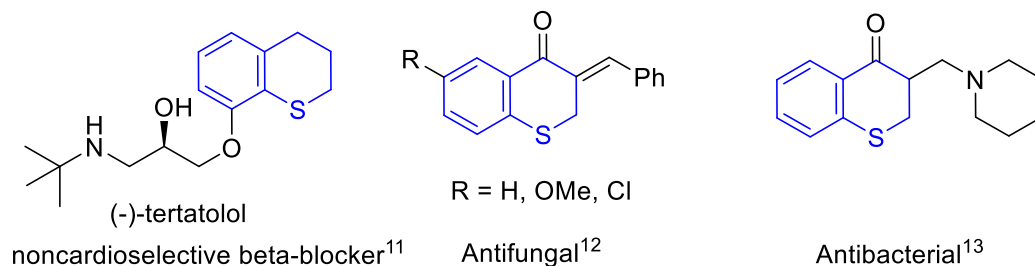


^a 55% for gram scale of starting material

^b The minor regiomers is the one with the C=C bond conjugated with the aromatic core

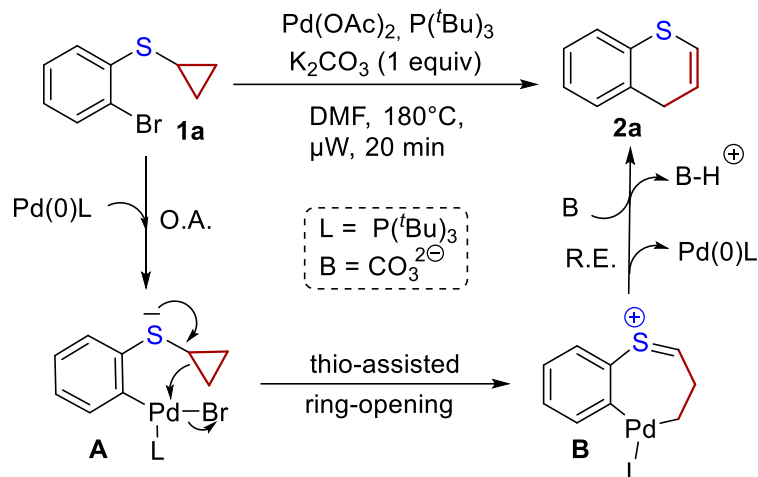
Scheme 3. Scope of the reaction.

To the best of our knowledge, this reaction constitutes the first example of metal triggered ring-opening of non-substituted cyclopropyl thioethers. The reaction turned out to be less general than those relying on oxygen- or nitrogen-based derivatives. However, this method provides an unparalleled and straightforward access to thiochromenes, structures that have been narrowly reported in the literature so far and for which scarce synthetic routes have been described.¹⁴ Worthy of note, thiochromenes are direct precursors of thiochromane derivatives, many of which possess interesting biological properties encompassing anti-hypertensive ((-)-tertatolol), antibacterial and antifungal activities (Scheme 4).¹⁵⁻¹⁷



Scheme 4. Thiochromanes with biological activities.

Finally, by analogy to our previous work and related studies,⁸ we propose that the following mechanistic scenario (Scheme 5). Upon oxidative addition of the starting arylbromide **1a** onto an *in situ* generated monoligated Pd(0) complex, the resulting aryl-Pd(II) intermediate **A** would then evolve through an intramolecular ring-enlargement process, which would likely be assisted by the nucleophilic character of the neighbouring sulfur atom. This key event would induce the formation of the 7-membered palladacycle **B** which, upon reduction elimination and carbonate-promoted proton abstraction, would allow the formation of the thiochromene **2a**. While we previously demonstrated that the palladium-catalyzed ring opening of aminocyclopropyl derivatives is rather facile as compared to that of the cyclopropyl thioethers,^{8(b)} we suggest that, in the latter case, the oxidative addition onto Pd(0) is rather a sluggish step. Indeed, as often observed in the case of reluctant oxidative additions, the very electron rich phosphine ligand P(^tBu)₃ is compulsory for obtaining satisfactory results. Hence, the presence of the sulfur atom in ortho position of the bromine atom probably increase the electron density of the aromatic ring to such an extent that the oxidative addition is dramatically hampered. Further mechanistic studies are ongoing and will be reported in due course.



Scheme 5. Mechanistic proposal.

Conclusions

To conclude, we have reported here the first Pd-catalyzed ring opening of thiocyclopropanes. The ability of sulfur to act as ligand for transition metals and potentially disturb the ring opening process was among some of the questions raised by the project. The moderate yield and lower scope of the fragmentation of thiocyclopropanes compared to the related nitrogen derivatives may be related to such interactions. Anyhow our results shed the light on an unusual fragmentation process that could find further applications using either palladium for the formation of monocyclic thioheterocycles or even other transition metals. Further directions involving competing CH activations of thiocyclopropanes as observed for amino analogues might be also interesting to follow.^{8a,8c,18}

Experimental Section

All reactions were performed under argon atmosphere. Solvents were distilled or purified with a purification system using activated alumina columns before use. All products were purified by

flash chromatography using silica gel (230-400 mesh). $^1\text{H-NMR}$ and $^{13}\text{C-NMR}$ were recorded in CDCl_3 with chemical shifts reported for $^1\text{H NMR}$ relative to residual CHCl_3 peak (7.26 ppm). For $^{13}\text{C NMR}$, chemical shifts were reported relative to the central peak of CDCl_3 (77.16 ppm). HRMS data for new compounds were obtained electrospray ionization method coupled to a LTQ-Orbitrap high resolution detector in positive mode. All microwave reactions were carried out using Anton Paar Microwave Synthesis Reactor (Monowave 300). Unless otherwise noted, all the reagents were ordered and used without further purification.

General procedure for the alkylation reaction:¹⁰ To a stirred solution of substituted thiophenol (1.0 mmol) and K_2CO_3 (1.50 equiv) in dry DMF (2 mL) under argon atmosphere was added bromocyclopropane (1.3 equiv). The mixture was heated at 120 °C for 24 h and then cooled to room temperature. After TLC shows complete conversion of thiols the crude reaction mixture was diluted with methyl *tert*-butyl ether, excess K_2CO_3 was removed by filtration and washed with saturated Na_2CO_3 solution (3 x 5 mL). After separation of organic layer the aqueous phase was then extracted with methyl *tert*-butyl ether (2 x 20 mL) and the combined organic extracts washed by water (5 x 40 mL) and brine (40 mL) before being dried over MgSO_4 . After filtration and evaporation of the solvents under reduced pressure, the crude material was purified by flash column chromatography on silica gel to afford the desired cyclopropyl(phenyl)sulfane derivative **1**.

General procedure for bromination reaction:¹³ Under argon atmosphere cyclopropyl(phenyl)sulfane derivative (1.0 mmol) was dissolved in 2 mL CHCl_3 and stirred at 0 °C for 10 minutes. To this ice cold solution, Br_2 (1.6 equiv) was added dropwise and after addition the reaction mixture was stirred at room temperature for further 6 h. After TLC showed complete conversion of cyclopropyl(phenyl)sulfane derivative, the crude reaction mixture was quenched

with saturated Na₂S₂O₃ solution (10 mL) and diluted with CH₂Cl₂ (15 mL). After separation of organic layer the aqueous phase was then extracted with CH₂Cl₂ (2 x 20 mL) and the combined organic extracts washed by water (40 mL) and brine (40 mL) before being dried over MgSO₄. After filtration and evaporation of the solvents under reduced pressure, the crude material was purified by flash column chromatography on silica gel to afford the desired brominated product **1**.

General procedure for acylation reaction: In an oven dried flask under argon atmosphere were sequentially introduced AlCl₃ (1.2 equiv), acyl chloride (5.0 equiv), 2 mL CHCl₃ and stirred at 0 °C for 15 minutes. To this ice cold solution (2-bromophenyl)(cyclopropyl)sulfane (1.0 mmol) was added dropwise and after addition the reaction mixture was stirred at room temperature for further 3 h. After TLC shows complete conversion of (2-bromophenyl)(cyclopropyl)sulfane derivative, the crude reaction mixture was quenched with ice water (5 mL) and neutralized by HCl until pH = 2. The whole mixture was diluted with CH₂Cl₂ (10 mL) and after separation of organic layer the aqueous phase was extracted with CH₂Cl₂ (2 x 20 mL) and the combined organic extracts washed by water (40 mL) and brine (40 mL) before being dried over MgSO₄. After filtration and evaporation of the solvents under reduced pressure, the crude material was purified by flash column chromatography on silica gel to afford the desired acylated product.

(2-Bromophenyl)(cyclopropyl)sulfane (1a): Starting from 2-bromothiophenol (189 mg, 118 µL, 1.0 mmol) and bromocyclopropane (157 mg, 104 µL, 1.3 mmol) and following the general procedure of cyclopropanation reaction, the desired (2-bromophenyl)(cyclopropyl)sulfane **1a** was obtained as a colorless oil (120 mg, 52% yield). ¹H NMR (300 MHz, CDCl₃) δ 7.57-7.48 (m, 2H), 7.30 (td, *J* = 7.8, 1.2 Hz, 1H), 7.00 (td, *J* = 7.7, 1.5 Hz, 1H), 2.14 (tt, *J* = 7.4, 4.4 Hz, 1H), 1.14 (td,

$J = 6.6, 4.9$ Hz, 2H), 0.78-0.69 (m, 2H); ^{13}C NMR (75 MHz, CDCl_3) δ 140.5, 132.6, 127.7, 126.4, 125.7, 120.7, 11.9, 8.5; HRMS (ESI) m/z : $[\text{M}]^{+\bullet}$ calcd for $\text{C}_9\text{H}_9\text{BrS}$ 227.9608, found: 227.9609.

(2-Bromo-5-chlorophenyl)(cyclopropyl)sulfane (1b): Starting from 2-bromo-5-chlorobenzenethiol (223.5 mg, 1.0 mmol) and bromocyclopropane (157 mg, 104 μL , 1.3 mmol) and following the general procedure of cyclopropanation reaction, the desired (2-bromo-5-chlorophenyl)(cyclopropyl)sulfane **1b** was obtained as colorless oil (100 mg, 38% yield). ^1H NMR (300 MHz, CDCl_3) δ 7.48 (d, $J = 2.4$ Hz, 1H), 7.39 (d, $J = 8.4$ Hz, 1H), 6.97 (dd, $J = 8.4, 2.4$ Hz, 1H), 2.18-2.06 (m, 1H), 1.24-1.13 (m, 2H), 0.80-0.66 (m, 2H); ^{13}C NMR (75 MHz, CDCl_3) δ 142.8, 134.0, 133.5, 125.9, 125.8, 118.3, 11.9, 8.6; HRMS (ESI) m/z : $[\text{M}]^{+\bullet}$ calcd for $\text{C}_9\text{H}_8\text{BrClS}$ 261.9219, found: 261.9218.

1-(3-Bromo-4-(cyclopropylthio)phenyl)ethanone (1c): Starting from acetyl chloride (392 mg, 355 μL , 5.0 mmol) and following the general procedure of acylation reaction, the desired 1-(3-bromo-4-(cyclopropylthio)phenyl)ethanone **1c** was obtained as grey colored crystalline solid (121 mg, 45% yield), mp 66-68 $^\circ\text{C}$. ^1H NMR (300 MHz, CDCl_3) δ 8.06 (d, $J = 1.8$ Hz, 1H), 7.87 (dd, $J = 8.3, 1.8$ Hz, 1H), 7.61 (d, $J = 8.3$ Hz, 1H), 2.56 (s, 3H), 2.15 (tt, $J = 7.4, 4.4$ Hz, 1H), 1.24-1.15 (m, 2H), 0.81-0.73 (m, 2H); ^{13}C NMR (75 MHz, CDCl_3) δ 196.0, 147.8, 134.7, 132.4, 127.4, 125.6, 120.3, 26.5, 11.8, 8.6; HRMS (ESI) m/z : $[\text{M}]^{+\bullet}$ calcd for $\text{C}_{11}\text{H}_{11}\text{BrOS}$ 269.9714, found: 269.9715.

1-(3-Bromo-4-(cyclopropylthio)phenyl)-2-phenylethanone (1d): Starting from phenylacetyl chloride (773 mg, 622 μL , 5.0 mmol) and following the general procedure of acylation reaction, the desired 1-(3-bromo-4-(cyclopropylthio)phenyl)-2-phenylethanone **1d** was obtained as a grey colored crystalline solid (298 mg, 86% yield), mp 92-94 $^\circ\text{C}$. ^1H NMR (300 MHz, CDCl_3) δ 8.11 (d, $J = 1.8$ Hz, 1H), 7.91 (dd, $J = 8.3, 1.8$ Hz, 1H), 7.59 (d, $J = 8.3$ Hz, 1H), 7.39-7.19 (m, 5H),

4.21 (s, 2H), 2.22-2.05 (m, 1H), 1.23-1.13 (m, 2H), 0.80-0.68 (m, 2H); ^{13}C NMR (75 MHz, CDCl_3) δ 195.6, 148.0, 134.4, 134.1, 132.7, 129.5, 128.9, 127.8, 127.1, 125.6, 120.4, 45.5, 11.8, 8.6; HRMS (ESI) m/z : $[\text{M}]^+\bullet$ calcd for $\text{C}_{17}\text{H}_{15}\text{BrOS}$ 346.0027, found: 346.0018.

(2-Bromo-4-methylphenyl)(cyclopropyl)sulfane (1e): Starting from 4-methylthiophenol (500 mg, 4.03 mmol) and following the general procedure of cyclopropanation reaction, the desired cyclopropyl(*p*-tolyl)sulfane was obtained as colorless oil (590 mg, 89% yield). ^1H NMR (300 MHz, CDCl_3) δ 7.29 (d, $J = 8.2$ Hz, 2H), 7.12 (d, $J = 8.0$ Hz, 2H), 2.33 (s, 3H), 2.20 (tt, $J = 7.4, 4.4$ Hz, 1H), 1.09-0.99 (m, 2H), 0.76-0.64 (m, 2H); ^{13}C NMR (75 MHz, CDCl_3) δ 135.1, 129.6, 127.4, 21.0, 12.8, 8.6; HRMS (ESI) m/z : $[\text{M}]^+\bullet$ calcd for $\text{C}_{10}\text{H}_{12}\text{BrS}$ 164.0660, found: 164.0660. Starting from cyclopropyl(*p*-tolyl)sulfane (490 mg, 2.98 mmol) and following the general procedure of bromination reaction, the desired (2-bromo-4-methylphenyl)(cyclopropyl)sulfane **1e** was obtained as colorless oil (453 mg, 62% yield). ^1H NMR (300 MHz, CDCl_3) δ 7.42 (d, $J = 8.1$ Hz, 1H), 7.34 (d, $J = 1.0$ Hz, 1H), 7.11 (ddd, $J = 8.0, 1.8, 0.7$ Hz, 1H), 2.30 (s, 3H), 2.14 (tt, $J = 7.4, 4.4$ Hz, 1H), 1.17-1.05 (m, 2H), 0.79-0.64 (m, 2H); ^{13}C NMR (75 MHz, CDCl_3) δ 136.7, 136.1, 133.2, 128.7, 126.7, 120.9, 20.6, 12.2, 8.5; HRMS (ESI) m/z : $[\text{M}]^+\bullet$ calcd for $\text{C}_{10}\text{H}_{11}\text{BrS}$ 241.9765, found: 241.9759.

(2-Bromo-4-ethylphenyl)(cyclopropyl)sulfane (1f): Starting from 4-ethylthiophenol (1.00 g, 7.20 mmol) and following the general procedure of cyclopropanation reaction, the desired cyclopropyl(4-ethylphenyl)sulfane was obtained as colorless oil (785 mg, 61% yield). ^1H NMR (300 MHz, CDCl_3) δ 7.33 (d, $J = 8.2$ Hz, 2H), 7.15 (d, $J = 8.2$ Hz, 2H), 2.64 (q, $J = 7.6$ Hz, 2H), 2.20 (tt, $J = 7.4, 4.4$ Hz, 1H), 1.25 (t, $J = 7.6$ Hz, 3H), 1.10-1.00 (m, 2H), 0.75-0.66 (m, 2H); ^{13}C NMR (75 MHz, CDCl_3) δ 141.3, 135.2, 128.3, 127.1, 28.3, 15.6, 12.5, 8.5; HRMS (APPI) m/z : $[\text{M}]^+\bullet$ calcd for $\text{C}_{11}\text{H}_{14}\text{S}$: 178.0816, found: 178.0813. Starting from cyclopropyl(4-

ethylphenyl)sulfane (763 mg, 4.30 mmol) and following the general procedure of bromination reaction, the desired (2-bromo-4-ethylphenyl)(cyclopropyl)sulfane **1f** was obtained as colorless oil (471 mg, 43% yield). ¹H NMR (300 MHz, CDCl₃) δ 7.45 (d, *J* = 8.1 Hz, 1H), 7.37 (d, 1.8 Hz, 1H), 7.14 (dd, *J* = 8.0, 1.8 Hz, 1H), 2.60 (q, *J* = 7.6 Hz, 2H), 2.19-2.09 (m, 1H), 1.22 (t, *J* = 7.6 Hz, 3H), 1.16-1.07 (m, 2H), 0.78-0.69 (m, 2H); ¹³C NMR (75 MHz, CDCl₃) δ 142.3, 136.8, 131.9, 127.3, 126.5, 120.7, 27.9, 15.4, 11.9, 8.4; HRMS (APPI) *m/z*: [M]⁺• calcd for C₁₁H₁₃BrS : 255.9921, found : 255.9922.

(2-Bromo-4-isopropylphenyl)(cyclopropyl)sulfane (1g): Starting from 4-isopropylthiophenol (1.00 g, 6.60 mmol) and following the general procedure of cyclopropanation reaction, the desired cyclopropyl(4-isopropylphenyl)sulfane was obtained as colorless oil (565 mg, 45% yield). ¹H NMR (300 MHz, CDCl₃) δ 7.34 (d, *J* = 8.3 Hz, 2H), 7.19 (d, *J* = 8.3 Hz, 2H), 2.90 (hept, *J* = 6.9 Hz, 1H), 2.21 (tt, *J* = 7.4, 4.4 Hz, 1H), 1.27 (d, *J* = 6.9 Hz, 6H), 1.10-1.01 (m, 2H), 0.76-0.68 (m, 2H); ¹³C NMR (75 MHz, CDCl₃) δ 145.9, 135.3, 127.0, 126.8, 33.6, 24.0, 12.4, 8.4; HRMS (APPI) *m/z*: [M]⁺• calcd for C₁₂H₁₆S : 192.0973, found: 192.0971. Starting from cyclopropyl(4-isopropylphenyl)sulfane (487 mg, 2.50 mmol) and following the general procedure of bromination reaction, the desired (2-bromo-4-isopropylphenyl)(cyclopropyl)sulfane **1g** was obtained as colorless oil (507 mg, 74% yield). ¹H NMR (300 MHz, CDCl₃) δ 7.46 (d, *J* = 8.1 Hz, 1H), 7.37 (d, *J* = 1.9, 1H), 7.17 (dd, *J* = 8.1, 1.9 Hz, 1H), 2.85 (hept, *J* = 6.9 Hz, 1H), 2.17-2.10 (m, 1H), 1.23 (d, *J* = 6.9 Hz, 6H), 1.16-1.07 (m, 2H), 0.77-0.69 (m, 2H); ¹³C NMR (75 MHz, CDCl₃) δ 147.1, 136.9, 130.6, 126.5, 125.9, 120.7, 33.4, 23.8, 11.9, 8.4; HRMS (APPI) *m/z*: [M]⁺• calcd for C₁₂H₁₅BrS: 270.0078, found: 270.0082.

(2-Bromo-4-tert-butylphenyl)(cyclopropyl)sulfane (1h): Starting from 4-tert-butylbenzenethiol (1.34 mL, 8.0 mmol) and following the general procedure of cyclopropanation

reaction, the desired (4-*tert*-butylphenyl)(cyclopropyl)sulfane was obtained as colorless oil (1.28 g, 78% yield). ¹H NMR (300 MHz, CDCl₃) δ 7.33 (s, 4H), 2.19 (tt, *J* = 7.4, 4.4 Hz, 1H), 1.32 (s, 9H), 1.10-1.00 (m, 2H), 0.74-0.65 (m, 2H); ¹³C NMR (75 MHz, CDCl₃) δ 148.4, 135.3, 126.9, 125.9, 34.5, 31.5, 27.1, 12.6, 8.6; HRMS (ESI) *m/z*: [M]⁺ calcd for C₁₃H₁₈S 206.1129, found: 206.1124. Starting from (4-*tert*-butylphenyl)(cyclopropyl)sulfane (400 mg, 1.94 mmol) and following the general procedure of bromination reaction, the desired (2-bromo-4-*tert*-butylphenyl)(cyclopropyl)sulfane **1h** was obtained as colorless oil (496 mg, 90% yield). ¹H NMR (300 MHz, CDCl₃) δ 7.53 (d, *J* = 2.2 Hz, 1H), 7.51 (dd, *J* = 8.2 Hz, 1H), 7.34 (dd, *J* = 8.2, 2.2 Hz, 1H), 2.14 (tt, *J* = 7.4, 4.4 Hz, 1H), 1.31 (s, 9H), 1.17-1.08 (m, 2H), 0.78-0.68 (m, 2H); ¹³C NMR (75 MHz, CDCl₃) δ 149.6, 136.9, 129.8, 126.4, 125.0, 120.8, 34.5, 31.4, 31.3, 12.1, 8.5; HRMS (ESI) *m/z*: [M]⁺ calcd for C₁₃H₁₇BrS 284.0234, found: 284.0228.

(2-Bromo-4,5-dimethoxyphenyl)(cyclopropyl)sulfane (1i): Starting from 3,4-dimethoxybenzenethiol (170 mg, 145 μL, 1.0 mmol) and following the general procedure of cyclopropanation reaction, the desired cyclopropyl(3,4-dimethoxyphenyl)sulfane was obtained as slightly grey colored crystalline solid (200 mg, 95% yield), mp 82-84 °C. ¹H NMR (300 MHz, CDCl₃) δ 7.01-6.90 (m, 2H), 6.82 (d, *J* = 8.3 Hz, 1H), 3.87 (s, 3H), 3.86 (s, 3H), 2.19 (tt, *J* = 7.4, 4.4 Hz, 1H), 1.00 (td, *J* = 6.5, 4.8 Hz, 2H), 0.73-0.63 (m, 2H); ¹³C NMR (75 MHz, CDCl₃) δ 149.3, 147.8, 129.5, 120.9, 112.3, 112.0, 56.2, 56.0, 13.9, 8.6; HRMS (ESI) *m/z*: [M]⁺ calcd for C₁₁H₁₄O₂S 210.0715, found: 210.0705. Starting from cyclopropyl(3,4-dimethoxyphenyl)sulfane (200 mg, 0.95 mmol) and following the general procedure of bromination reaction, the desired (2-bromo-4,5-dimethoxyphenyl)(cyclopropyl)sulfane **1i** was obtained as white colored amorphous solid (496 mg, 56% yield), mp 93-95 °C. ¹H NMR (300 MHz, CDCl₃) δ 7.10 (s, 1H), 7.02 (s, 1H), 3.89 (s, 3H), 3.85 (s, 3H), 2.19 (tt, *J* = 7.4, 4.4 Hz, 1H), 1.14-1.04 (m, 2H), 0.81-0.68 (m, 2H); ¹³C

NMR (75 MHz, CDCl₃) δ 149.0, 147.8, 130.7, 116.2, 112.4, 111.7, 56.4, 56.3, 13.1, 8.6; HRMS (ESI) m/z : [M]⁺•calcd for C₁₁H₁₃BrO₂S 287.9820, found: 287.9826.

General procedure for Pd-catalyzed cyclopropane ring opening reaction (2): In an oven dried microwave glass vial reactor under argon atmosphere sequentially introduced substituted (2-bromophenyl)(cyclopropyl)sulfane **1** (1.0 mmol), DMF (2 mL) and degassed with argon for 20 minutes. To this reaction mixture Pd(OAc)₂ (0.05 equiv), P^tBu₃.HBF₄ (0.1 equiv), K₂CO₃ (2 equiv) were carefully introduced. The whole reaction mixture was heated under microwave irradiation at 180 °C for 20 minutes. After TLC shows complete conversion of (2-bromophenyl)(cyclopropyl)sulfane derivative the crude reaction mixture was diluted with Et₂O (10 mL) and H₂O (10 mL). After separation of organic layer the aqueous phase was further extracted with Et₂O (2 x 20 mL) and the combined organic extracts washed by water (5 x 40 mL) and brine (40 mL) before being dried over MgSO₄. After filtration and evaporation of the solvents under reduced pressure, the crude material was purified by flash column chromatography on silica gel to afford the desired thiopyran derivative **2**.

4H-Thiochromene (2a): Starting from (2-bromophenyl)(cyclopropyl)sulfane **1a** (100 mg, 0.436 mmol), Pd(OAc)₂ (4.9 mg, 0.021 mmol), P^tBu₃.HBF₄ (12.6 mg, 0.044 mmol), K₂CO₃ (121 mg, 0.872 mmol) and following the general procedure of cyclopropane ring opening reaction, the desired 4H-thiochromene **2a** was obtained as colorless oil (45 mg, 70% yield). The same reaction performed using 1g of **1a**, Pd(OAc)₂ (49 mg, 0.22 mmol) and P^tBu₃.HBF₄ (128 mg, 0.44 mmol), K₂CO₃ (1.20g, 8.72 mmol) to give 356 mg of **2a** (55%). ¹H NMR (400 MHz, CDCl₃) δ 7.20-7.16 (m, 1H), 7.11-7.00 (m, 3H), 6.32 (dt, J = 9.1, 1.1 Hz, 1H), 5.95 (dt, J = 9.1, 4.7 Hz, 1H), 3.30 (d, J = 4.7 Hz, 2H); ¹³C NMR (101 MHz, CDCl₃) δ 132.6, 132.2, 128.7, 126.7, 126.6, 126.5, 122.4, 120.9, 31.7; HRMS (ESI) m/z : [M]⁺•calcd for C₉H₈S 148.0347, found: 148.0332.

7-Chloro-4H-thiochromene (2b): Starting from (2-bromo-5-chlorophenyl)(cyclopropyl)sulfane **1b** (150 mg, 0.57 mmol), Pd(OAc)₂ (12.8 mg, 0.057 mmol), P^tBu₃.HBF₄ (33.0 mg, 0.114 mmol), K₂CO₃ (157 mg, 1.14 mmol) and following the general procedure of cyclopropane ring opening reaction for 1 h, the desired 7-chloro-4H-thiochromene **2b** was obtained as colorless oil (5 mg, 5% yield). ¹H NMR (400 MHz, CDCl₃) δ 7.18 (s, 1H), 7.03 (d, *J* = 8.1 Hz, 1H), 6.94 (d, *J* = 8.1 Hz, 1H), 6.44 (d, *J* = 9.8 Hz, 1H), 5.94 (dt, *J* = 9.8, 5.0 Hz, 1H), 3.45 (d, *J* = 5.0 Hz, 2H); ¹³C NMR (101 MHz, CDCl₃) δ 133.7, 133.3, 130.7, 129.1, 128.5, 126.9, 125.8, 122.0, 25.1; HRMS (ESI) *m/z*: [M]⁺• calcd for C₉H₇ClS 181.9957, found: 181.9952.

6-Methyl-4H-thiochromene (2e): Starting from (2-bromo-4-methylphenyl)(cyclopropyl)sulfane **1e** (120 mg, 0.493 mmol), Pd(OAc)₂ (5.6 mg, 0.025 mmol), P^tBu₃.HBF₄ (14.3 mg, 0.049 mmol), K₂CO₃ (136 mg, 0.986 mmol) and following the general procedure of cyclopropane ring opening reaction, the desired 6-methyl-4H-thiochromene **2e** was obtained as colorless oil (59 mg, 74% yield). ¹H NMR (400 MHz, CDCl₃) δ 7.05 (d, *J* = 7.9 Hz, 1H), 6.91-6.83 (m, 2H), 6.31 (dd, *J* = 9.0, 1.0 Hz, 1H), 5.95-5.90 (m, 1H), 3.25 (d, *J* = 4.5 Hz, 2H), 2.22 (s, 3H); ¹³C NMR (101 MHz, CDCl₃) δ 136.5, 132.5, 129.4, 128.7, 127.3, 126.4, 122.3, 121.0, 31.6, 21.0; HRMS (ESI) *m/z*: [M]⁺• calcd for C₁₀H₁₀S 162.0503, found: 162.0497.

6-Ethyl-4H-thiochromene (2f): Starting from (2-bromo-4-ethylphenyl)(cyclopropyl)sulfane **1f** (202 mg, 0.79 mmol), Pd(OAc)₂ (8.8 mg, 0.039 mmol), P^tBu₃.HBF₄ (22.9 mg, 0.079 mmol), K₂CO₃ (217 mg, 1.57 mmol) and following the general procedure of cyclopropane ring opening reaction, the desired 6-ethyl-4H-thiochromene **2f** was obtained as colorless oil (133 mg, 95% yield). ¹H NMR (300 MHz, CDCl₃) δ 7.19 (d, *J* = 7.9 Hz, 1H), 7.02 (dd, *J* = 7.9, 1.8 Hz, 1H), 6.99 (s, 1H), 6.42 (dt, *J* = 9.1, 1.1 Hz, 1H), 6.04 (dt, *J* = 9.1, 4.7 Hz, 1H), 3.38 (d, *J* = 4.7 Hz, 2H), 2.63

(q, $J = 7.6$ Hz, 2H), 1.25 (t, $J = 7.6$ Hz, 3H) ; ^{13}C NMR (75 MHz, CDCl_3) δ 142.8, 132.4, 128.8, 128.1, 126.3, 126.0, 122.1, 120.9, 31.6, 28.3, 15.6 ; HRMS (APPI) m/z : $[\text{M}]^{+\bullet}$ calcd for $\text{C}_{11}\text{H}_{12}\text{S}$: 176.0660, found: 176.0661.

6-Isopropyl-4H-thiochromene (2g): Starting from (2-bromo-4-isopropylphenyl)(cyclopropyl)sulfane **1g** (205 mg, 0.76 mmol), $\text{Pd}(\text{OAc})_2$ (8.5 mg, 0.038 mmol), $\text{P}^t\text{Bu}_3\cdot\text{HBF}_4$ (22.0 mg, 0.076 mmol), K_2CO_3 (209 mg, 1.51 mmol) and following the general procedure of cyclopropane ring opening reaction, the desired 6-isopropyl-4H-thiochromene **2g** was obtained as colorless oil (130 mg, 89% yield). ^1H NMR (300 MHz, CDCl_3) δ 7.18 (d, $J = 8.0$ Hz, 1H), 7.03 (dd, $J = 8.0, 1.5$ Hz, 1H), 6.99 (d, $J = 1.5$ Hz, 1H), 6.40 (dt, $J = 9.1, 1.1$ Hz, 1H), 6.03 (dt, $J = 9.1, 4.7$ Hz, 1H), 3.37 (d, $J = 4.7$ Hz, 2H), 2.87 (hept, $J = 6.9$ Hz, 1H), 1.24 (d, $J = 6.9$ Hz, 6H) ; ^{13}C NMR (75 MHz, CDCl_3) δ 147.5, 132.3, 128.9, 126.7, 126.3, 124.6, 122.2, 120.9, 33.7, 31.7, 24.0 ; HRMS (APPI) m/z : $[\text{M}]^{+\bullet}$ calcd for $\text{C}_{12}\text{H}_{14}\text{S}$: 190.0816, found: 190.0824.

6-tert-Butyl-4H-thiochromene (2h): Starting from (2-bromo-4-tert-butylphenyl)(cyclopropyl)sulfane **1h** (200 mg, 0.70 mmol), $\text{Pd}(\text{OAc})_2$ (7.9 mg, 0.035 mmol), $\text{P}^t\text{Bu}_3\cdot\text{HBF}_4$ (20.0 mg, 0.070 mmol), K_2CO_3 (194 mg, 1.40 mmol) and following the general procedure of cyclopropane ring opening reaction, the desired 6-tert-butyl-4H-thiochromene **2h** was obtained as colorless oil (95 mg, 66% yield). ^1H NMR (400 MHz, CDCl_3) δ 7.39 (s, 2H), 7.21 (s, 1H), 6.47 (d, $J = 8.9$ Hz, 1H), 6.10 (dt, $J = 8.9, 4.8$ Hz, 1H), 3.45 (d, $J = 4.8$ Hz, 2H), 1.39 (s, 9H); ^{13}C NMR (101 MHz, CDCl_3) δ 149.9, 132.1, 128.8, 126.2, 125.7, 123.7, 122.3, 121.0, 34.5, 32.0, 31.5; HRMS (ESI) m/z : $[\text{M}]^{+\bullet}$ calcd for $\text{C}_{13}\text{H}_{16}\text{S}$ 204.0973, found: 204.0974.

6,7-Dimethoxy-4H-thiochromene (2i): Starting from (2-bromo-4,5-dimethoxyphenyl)(cyclopropyl)sulfane **1i** (231 mg, 0.80 mmol), $\text{Pd}(\text{OAc})_2$ (9.0 mg, 0.04 mmol), $\text{P}^t\text{Bu}_3\cdot\text{HBF}_4$ (23.0 mg, 0.08 mmol), K_2CO_3 (220 mg, 1.60 mmol) and following the general

procedure of cyclopropane ring opening reaction, the desired 6,7-dimethoxy-4*H*-thiochromene **2i** was obtained as colorless oil (90 mg, 54% yield). ¹H NMR (400 MHz, CDCl₃) δ 6.72 (s, 1H), 6.61 (s, 1H), 6.38 (d, *J* = 9.1 Hz, 1H), 5.99 (dt, *J* = 9.1, 4.6 Hz, 1H), 3.85 (s, 3H), 3.84 (s, 3H), 3.34 (d, *J* = 4.6 Hz, 2H); ¹³C NMR (101 MHz, CDCl₃) δ 148.1, 147.8, 124.2, 122.4, 121.9, 120.6, 111.9, 109.5, 56.1, 31.1; HRMS (ESI) *m/z*: [M]⁺• calcd for C₁₁H₁₂O₂S 208.0558, found: 208.0560.

Supporting Information. Copies of ¹H and ¹³C NMR spectra for all new compounds included.

Corresponding Author

laurent.elkaim@ensta-paris.fr

laurence.grimaud@ens.fr

Author Contributions

The manuscript was written through contributions of all authors. All authors have given approval to the final version of the manuscript.

Funding Sources

Partial financial support of the French IDEX referenced as « ANR-10-IDEX-0001-02 PSL ★ ».

ACKNOWLEDGMENT

We thank Sardaine Fleurvil for preliminary experiments. We thank CNRS, ENSCP, ENSTA, Ecole Polytechnique, ENS, PSL Université, the China Scholarship Council (CSC) and the Ministère de l'Éducation Nationale, de l'Enseignement Supérieur et de la Recherche for financial support.

REFERENCES

(1) For some reviews on cyclopropanes ring-openings, see: (a) (1) Reissig, H.-U.; Zimmer, R. Donor–Acceptor-Substituted Cyclopropane Derivatives and Their Application in Organic Synthesis. *Chem. Rev.* **2003**, *103* (4), 1151–1196. (b) Tang, P.; Qin, Y. Recent Applications of Cyclopropane-Based Strategies to Natural Product Synthesis. *Synthesis* **2012**, *44*, 2969–2984. (c) Schneider, T. F.; Kaschel, J.; Werz, D. B. A New Golden Age for Donor-Acceptor Cyclopropanes. *Angew. Chem. Int. Ed.* **2014**, *53*, 5504–5523. (d) Liu, Y.; Wang, Q.-L.; Chen, Z.; Zhou, C.-S.; Xiong, B.-Q.; Zhang, P.-L.; Yang, C.-A.; Zhou, Q. Oxidative Radical Ring-Opening/Cyclization of Cyclopropane Derivatives. *Beilstein J. Org. Chem.* **2019**, *15*, 256–278.

(2) For reviews, see: (a) Rubin, M.; Rubina, M.; Gevorgyan, V. Transition Metal Chemistry of Cyclopropenes and Cyclopropanes. *Chem. Rev.* **2007**, *107*, 3117–3179. (b) Meazza, M.; Guo, H.; Rios, R. Synthetic Applications of Vinyl Cyclopropane Opening. *Org. Biomol. Chem.* **2017**, *15*, 2479–2490.

(3) For a review, see: Kulinkovich, O. G. The Chemistry of Cyclopropanols. *Chem. Rev.* **2003**, *103*, 2597–2632.

(4) (a) Nakamura, E.; Kuwajima, I. Homoenoate Anion Precursor. Reaction of Ester Homoenoate Silyl Ether with Carbonyl Compounds. *J. Am. Chem. Soc.* **1977**, *99*, 7360–7362. (b) Aoki, S.;

Fujimura, T.; Nakamura, E.; Kuwajima, I. Palladium-Catalyzed Arylation of Siloxycyclopropanes with Aryl Triflates. Carbon Chain Elongation via Catalytic Carbon-Carbon Bond Cleavage. *J. Am. Chem. Soc.* **1988**, *110*, 3296–3298. (c) Nithiy, N.; Orellana, A. Palladium-Catalyzed Cross-Coupling of Benzyl Chlorides with Cyclopropanol-Derived Ketone Homo-enolates. *Org. Lett.* **2014**, *16*, 5854–5857. (d) Novikau, I.; Hurski, A. Palladium-Catalyzed Reactions of Cyclopropanols Bearing Oxazoline Directing Group. *Tetrahedron* **2018**, *74*, 1078–1084.

(5) For reviews, see: (a) de Nanteuil, F.; De Simone, F.; Frei, R.; Benfatti, F.; Serrano, E.; Waser, J. Cyclization and Annulation Reactions of Nitrogen-Substituted Cyclopropanes and Cyclobutanes. *Chem. Commun.* **2014**, *50*, 10912–10928. (b) Rassadin, V. A.; Six, Y. Ring-Opening, Cycloaddition and Rearrangement Reactions of Nitrogen-Substituted Cyclopropane Derivatives. *Tetrahedron* **2016**, *72*, 4701–4757.

(6) Wolan, A.; Kowalska-Six, J. A.; Rajerison, H.; Césario, M.; Cordier, M.; Six, Y. 1,3-Dipolar Cycloadditions with Azomethine Ylide Species Generated from Aminocyclopropanes. *Tetrahedron* **2018**, *74*, 5248–5257.

(7) (a) Madelaine, C.; Six, Y.; Buriez, O. Electrochemical Aerobic Oxidation of Aminocyclopropanes to Endoperoxides. *Angew. Chem. Int. Ed.* **2007**, *46*, 8046–8049. (b) Madelaine, C.; Buriez, O.; Crousse, B.; Florent, I.; Grellier, P.; Retailleau, P.; Six, Y. Aminocyclopropanes as Precursors of Endoperoxides with Antimalarial Activity. *Org. Biomol. Chem.* **2010**, *8*, 5591. (c) Maity, S.; Zhu, M.; Shinabery, R. S.; Zheng, N. Intermolecular [3+2] Cycloaddition of Cyclopropylamines with Olefins by Visible-Light Photocatalysis. *Angew. Chem. Int. Ed.* **2012**, *51*, 222–226.

(8) (a) Rousseaux, S.; Liégault, B.; Fagnou, K. Palladium(0)-Catalyzed Cyclopropane C–H Bond Functionalization: Synthesis of Quinoline and Tetrahydroquinoline Derivatives. *Chem. Sci.* **2012**, *3*, 244–248. (b) Dos Santos, A.; El Kaïm, L.; Grimaud, L.; Ramozzi, R. Palladium-Catalyzed Ring Opening of Aminocyclopropyl Ugi Adducts. *Synlett* **2012**, *23*, 438–442. (c) Ladd, C. L.; Roman, D. S.; Charette, A. B. Palladium-Catalyzed Ring-Opening of Cyclopropyl Benzamides: Synthesis of Benzo[*c*]Azepine-1-Ones via C(Sp³)–H Functionalization. *Tetrahedron* **2013**, *69*, 4479–4487.

(9) For some acid triggered ring-opening of thiocyclopropanes see: (a) Kulinkovich, O. G.; Tishchenko, I. G.; Roslik, N. A.; Reznikov, I. V. Preparation of α,β -Unsaturated Ketene Diphenylthioacetals by the Dehydration of Gem-Diphenylthiocyclopropylcarbinols. *Synthesis* **1983**, 383–384. (b) Kataoka, T.; Iwama, T.; Matsumoto, H.; Kondo, H.; Nakamura, Y.; Shimizu, H. Chemical Behavior of 2'-Vinyl-2H-Benzothiazine-2-Spirocyclopropan-3(4H)-Ones in Acidic Media. *Chem. Pharm. Bull.* **1998**, *46*, 148–150. (c) Iwama, T.; Matsumoto, H.; Kataoka, T. Acid-Promoted Isomerisation of 1-Acceptor-1-Sulfenyl-Substituted 2-Vinylcyclopropanes with C1–C2 Bond Fission and Novel 1,5-Sulfenyl Rearrangement. *J. Chem. Soc. Perkin Trans. 1* **1997**, 835–844. (d) Kwon, T. W.; Smith, M. B. Preparation and Reactions of 1,1-Di(Phenylthio)Cyclobutane Derivatives from 1-(Phenylthio)-1-Cyclopropane Carbinols. *Synth. Commun.* **1992**, *22*, 2273–2285. For some thermolysis of thiocyclopropanes, see: (e) Trost, B. M.; Ornstein, P. L. Bifunctional Cyclopropyl Reagents: Stereocontrolled Approach to Vinyl Sulfides and Chemodifferentiated 1,4-Dicarbonyl Systems. *J. Org. Chem.* **1982**, *47*, 748–751. (f) Trost, B. M. *Gazz. Chim. Ital.* **1984**, *114*, 139-150. (g) Ishibashi, H.; Okada, M.; Nakatani, H.; Ikeda, M.; Tamura, Y. A [2⁺ + 4] Polar Cycloaddition of α -Thiocarbocations with 1,3-Dienes: Synthesis and Thermal Reaction of 1-Acyl-1-Methylthio-2-Vinylcyclopropanes. *J. Chem. Soc., Perkin Trans. 1* **1986**, 1763–1767.

(10) The experimental procedure was inspired by: Voronkov, M.G.; Nikol'skii, N.S. Cyclopropyl organyl sulfides. *Russ. Chem. Bull.* **1983**, *32*, 1513-1515.

(11) For the Synergetic Role of Amines and Water in the Reduction of Phosphine Ligated-Palladium(II) to Palladium(0) see: Amatore, C.; El Kaïm, L.; Grimaud, L.; Jutand, A.; Meignié, A.; Romanov, G. Kinetic Data on the Synergetic Role of Amines and Water in the Reduction of Phosphine-Ligated Palladium(II) to Palladium(0). *Eur. J. Org. Chem.* **2014**, 4709–4713.

(12) (a) Littke, A. F.; Fu, G. C. A Convenient and General Method for Pd-Catalyzed Suzuki Cross-Couplings of Aryl Chlorides and Arylboronic Acids. *Angew. Chem. Int. Ed.* **1998**, *37*, 3387–3388.

(b) Hartwig, J. F.; Kawatsura, M.; Hauck, S. I.; Shaughnessy, K. H.; Alcazar-Roman, L. M. Room-Temperature Palladium-Catalyzed Amination of Aryl Bromides and Chlorides and Extended Scope of Aromatic C–N Bond Formation with a Commercial Ligand. *J. Org. Chem.* **1999**, *64*, 5575–5580. (c) Littke, A. F.; Fu, G. C. Heck Reactions in the Presence of P(*t*-Bu)₃: Expanded Scope and Milder Reaction Conditions for the Coupling of Aryl Chlorides. *J. Org. Chem.* **1999**, *64*, 10–11. (d) Littke, A. F.; Fu, G. C. The First General Method for Stille Cross-Couplings of Aryl Chlorides. *Angew. Chem. Int. Ed.* **1999**, *38*, 2411–2413. (e) Littke, A. F.; Dai, C.; Fu, G. C. Versatile Catalysts for the Suzuki Cross-Coupling of Arylboronic Acids with Aryl and Vinyl Halides and Triflates under Mild Conditions. *J. Am. Chem. Soc.* **2000**, *122*, 4020–4028.

(13) Sankaranarayanan, A.; Chandalia, S. B. Process Development of the Synthesis of 3,4,5-Trimethoxytoluene. *Org. Process Res. Dev.* **2006**, *10*, 487–492.

(14) Parham, W. E.; Koncos, R. The Reaction of Dichlorocarbene with 2*H*-1-Benzothiopyran and 4*H*-1-Benzothiopyran. *J. Am. Chem. Soc.* **1961**, *83*, 4034–4038.

- (15) Vivet, P. Overview of Clinical Safety and Efficacy of Tertatolol. *Cardiology* **1993**, *83*, 41–50.
- (16) Zhong, Y.; Han, X.; Li, S.; Qi, H.; Song, Y.; Qiao, X. Design, Synthesis, Antifungal Activity and Molecular Docking of Thiochroman-4-One Derivatives. *Chem. Pharm. Bull. (Tokyo)*. **2017**, *65*, 904–910.
- (17) Lóránd, T.; Kocsis, B.; Sohár, P.; Nagy, G.; József, P.; Kispál, G.; László, R.; Prókai, L. Synthesis and Antibacterial Activity of Fused Mannich Ketones. *Eur. J. Med. Chem.* **2002**, *37*, 803–812.
- (18) Pedroni, J.; Saget, T.; Donets, P. A.; Cramer, N. Enantioselective Palladium(0)-Catalyzed Intramolecular Cyclopropane Functionalization: Access to Dihydroquinolones, Dihydroisoquinolones and the BMS-791325 Ring System. *Chem. Sci.* **2015**, *6*, 5164–5171.