



HAL
open science

The impact of the halo spin-concentration relation on disc scaling laws

Lorenzo Posti, Benoit Famaey, Gabriele Pezzulli, Filippo Fraternali, Rodrigo Ibata, Antonino Marasco

► **To cite this version:**

Lorenzo Posti, Benoit Famaey, Gabriele Pezzulli, Filippo Fraternali, Rodrigo Ibata, et al.. The impact of the halo spin-concentration relation on disc scaling laws. *Astronomy and Astrophysics - A&A*, 2020, 644, pp.A76. 10.1051/0004-6361/202038474 . hal-03037165

HAL Id: hal-03037165

<https://hal.science/hal-03037165v1>

Submitted on 3 Dec 2020

HAL is a multi-disciplinary open access archive for the deposit and dissemination of scientific research documents, whether they are published or not. The documents may come from teaching and research institutions in France or abroad, or from public or private research centers.

L'archive ouverte pluridisciplinaire **HAL**, est destinée au dépôt et à la diffusion de documents scientifiques de niveau recherche, publiés ou non, émanant des établissements d'enseignement et de recherche français ou étrangers, des laboratoires publics ou privés.

The impact of the halo spin-concentration relation on disc scaling laws

Lorenzo Posti¹, Benoit Famaey¹, Gabriele Pezzulli^{2,3}, Filippo Fraternali³, Rodrigo Ibata¹, and Antonino Marasco⁴

¹ Université de Strasbourg, CNRS UMR 7550, Observatoire Astronomique de Strasbourg, 11 Rue de l'Université, 67000 Strasbourg, France

e-mail: lorenzo.posti@astro.unistra.fr

² Department of Physics, ETH Zurich, Wolfgang-Pauli-Strasse 27, 8093 Zurich, Switzerland

³ Kapteyn Astronomical Institute, University of Groningen, 9700 AV Groningen, The Netherlands

⁴ INAF – Osservatorio Astrofisico di Arcetri, Largo E. Fermi 5, 50127 Firenze, Italy

Received 22 May 2020 / Accepted 16 October 2020

ABSTRACT

Galaxy scaling laws, such as the Tully–Fisher, mass-size, and Fall relations, can provide extremely useful clues on our understanding of galaxy formation in a cosmological context. Some of these relations are extremely tight and well described by one single parameter (mass), despite the theoretical existence of secondary parameters such as spin and concentration, which are believed to impact these relations. In fact, the residuals of these scaling laws appear to be almost uncorrelated with each other, posing significant constraints on models where secondary parameters play an important role. Here, we show that a possible solution is that such secondary parameters are correlated amongst themselves, in a way that removes correlations in observable space. In particular, we focus on how the existence of an anti-correlation between the dark matter halo spin and its concentration, which is still debated in simulations, can weaken the correlation of the residuals of the Tully–Fisher and mass-size relations. Interestingly, in using simple analytic galaxy formation models, we find that this happens only for a relatively small portion of the parameter space that we explored, which suggests that this idea could be used to derive constraints on galaxy formation models that have yet to be explored.

Key words. galaxies: kinematics and dynamics – galaxies: spiral – galaxies: structure – galaxies: formation

1. Introduction

The fact that some of the most basic and fundamental dynamical properties of disc galaxies, such as mass, velocity, and angular momentum, are very simply correlated to one another is a crucial testimony of how galaxies assembled in our Universe. The relationships between such structural and dynamical properties, often called scaling laws, are invaluable probes of how galaxies have formed and evolved (McGaugh et al. 2000; Dutton et al. 2007; Lelli et al. 2016a; Posti et al. 2019a).

The simple power-law shapes of many observed scaling relations are commonly used as a test-bed for theoretical galaxy formation models. The observed slopes and normalisations of, for example, the mass-velocity relation (Tully & Fisher 1977; McGaugh et al. 2000, hereafter TF relation), the mass-size relation (Kormendy 1977, hereafter MS relation), and the mass-angular momentum relation (Fall 1983, hereafter Fall relation) can in principle directly constrain the galaxy-halo connection, which is the backbone of any galaxy formation model in the Λ cold dark matter (ACDM) cosmogony (Mo et al. 1998; Lapi et al. 2018; Posti et al. 2019a). The assembly and the structure of CDM halos is well understood and we know that they are fully rescalable, that is, there exist simple power-law scalings between mass, velocity, angular momentum, size, etc. (e.g. Mo et al. 2010). These relations for halos immediately translate into those for galaxies through some fundamental parameters of the galaxy-halo connection, such as the efficiency at turning baryons into stars or the efficiency at retaining the angular momentum initially acquired from the gravitational torques exerted by nearby structures (e.g. Posti et al. 2019a).

In Λ CDM, the TF relation is set to first order by the stellar-to-halo mass relation (e.g. Navarro & Steinmetz 2000). Halos acquire angular momentum through tidal torques at turnaround (e.g. Peebles 1969) and when the galaxy disc settles in the centre, incorporating a given fraction of that angular momentum; its size then depends on the amount of angular momentum of the halo (e.g. Fall & Efstathiou 1980). The fact that the baryonic TF relation (McGaugh et al. 2000; Lelli et al. 2016a), relating the total mass in stars and cold gas to the flat circular velocity, appears tighter than the stellar TF relation makes the picture more complicated, as it indicates that the scatter in the stellar-to-halo mass relation might be related to the scatter in cold gas mass. As such, the small scatter of the baryonic TF is still challenging for our current understanding of galaxy formation (Di Cintio & Lelli 2016; Desmond 2017).

The residuals of the TF around the mean also carry important information that is sensitive to the details of the galaxy formation process (e.g. Courteau & Rix 1999; Pizagno et al. 2007; van der Kruit & Freeman 2011). In particular, considering for example stellar mass and rotational velocity as two fundamental properties of a galaxy, if the residuals of the TF were found to correlate with a third property (e.g. galaxy size), it would then mean that the TF is not a fundamental law, but just a projection of a more general $M-V-R$ relation. Thus, many have looked for additional quantities that correlate with the TF residuals, only to find no significant correlations (e.g. Barton et al. 2001; Kannappan et al. 2002; McGaugh 2005; Courteau et al. 2007). In particular, the fact that the TF residuals do not appear to correlate with the disc size (Lelli et al. 2016a; Ponomareva et al. 2018, but see also Mancera Piña et al. 2020a who instead find

a correlation in the dwarf galaxy regime) nor with the residuals of the MS relation (McGaugh 2005; Desmond 2017) poses several challenges to our understanding of disc galaxies. For instance, Dutton et al. (2007, see also Dutton & van den Bosch 2012) generated rather sophisticated semi-empirical models, based on the assumption that the angular momentum of the galaxy is proportional to that of the halo, and found that it was complicated to find a model that matched the observed scaling laws while having a negligible correlation in the TF residuals versus MS residuals (when calculated at a fixed mass, not luminosity, see e.g. Fig. 10 in Dutton et al. 2007). In fact, this issue has later been used to argue that the observed absence of correlations in the TF and MS residuals provides evidence against the hypothesis that the galaxy's and halo's specific angular momenta are directly proportional, leaning towards an empirical, but less physically motivated, anti-correlation between galaxy size and halo concentration (Desmond et al. 2019; Lelli et al. 2019).

However, these simple inferences often neglect the existence of correlations between the parameters of the theory themselves. For instance, it has been proposed that the halo spin and concentration are in fact correlated with each other (Macciò et al. 2007; Johnson et al. 2019) and, furthermore, there are reasons to expect that the stellar-to-halo mass fraction and angular momentum fraction are also correlated (e.g. Dutton & van den Bosch 2012). In this paper, we examine the question of how these correlations impact our expectations on the residuals of galaxy scaling relations. We focus, in particular, on the impact of two physical effects on the residuals of the TF, MS, and Fall relation: We allow (i) the halo spin to be anti-correlated with the halo concentration (as it is observed in N -body simulations, e.g. Macciò et al. 2007) and (ii) the stellar-to-halo mass fraction to be correlated with the stellar-to-halo specific angular momentum fraction (as it is expected if the formation of disc galaxies proceeds inside-out, e.g. Romanowsky & Fall 2012; Pezzulli et al. 2015; Posti et al. 2018a). Our goal here is then to understand the effect of these two ingredients in a rather isolated and simplified context. Thus, we generated semi-empirical models based on the assumption that the galaxy's and halo's angular momenta are related, but we keep this deliberately simple in order to answer the question of whether the addition of the two new ingredients mentioned above can help in reproducing the observed disc scaling laws.

We note, however, that the correlation of the residuals of scaling laws are intrinsically noisy observables that typically provide a very poor statistical inference compared to, for instance, the global shape (slope, normalisation) of the scaling laws themselves. In fact, (i) just by definition, they rely on a fit of the observed scaling law, which is itself subject to systematic uncertainties; (ii) estimating a correlation coefficient from a discrete distribution of points is sensitive to Poisson noise for the sample sizes typically considered here (hundreds and thousands); (iii) covariance and correlation estimators are sensitive to outliers and biases in the population samples. To mitigate these limitations, we used the *Spitzer* Photometry and Accurate Rotation Curves catalogue of nearby spirals (SPARC, see Lelli et al. 2016b), which is of the highest quality for dynamical studies and which has already been used to study this topic (Desmond et al. 2019; Lelli et al. 2019). However, even though this is currently the best available data-set, it does not remove all of the issues mentioned above.

Throughout the paper, we use a fixed critical overdensity parameter $\Delta = 200$ to define virial masses, radii, etc. of dark matter haloes and the standard Λ CDM model, with parameters estimated by the Planck Collaboration VI (2020). This includes

the baryon fraction, which is $f_b \equiv \Omega_b/\Omega_m \simeq 0.157$, and the Hubble constant, which is $H_0 = 67.4 \text{ km s}^{-1} \text{ Mpc}^{-1}$.

2. Models

Here, we describe the ingredients and the procedure that we used to build our analytic models. These rely heavily on the seminal paper of Mo et al. (1998, hereafter MMW98). These simple models neglect the contribution of the gas to the dynamics, hence we restrict the comparison to stellar-dominated galaxies in the SPARC sample of Lelli et al. (2016b).

2.1. Dark matter halo population

We generated a population of dark matter halos as follows.

Mass function. We started by sampling an analytic halo mass function, which is a well-known property of the cosmological model we adopted. In particular, we used the halo mass function from Tinker et al. (2008, evaluated and sampled using the code `hmf`, Murray et al. 2013).

Spin. Each halo was assigned a spin parameter of $\lambda \equiv j_h/(\sqrt{2}R_h V_h)$ (see Bullock et al. 2001), where R_h , V_h , and j_h are the virial radius, velocity, and specific angular momentum, respectively. The spin parameter λ was drawn from a log-normal distribution with a mean of $\log \bar{\lambda} = -1.45$ and a scatter of $\sigma_\lambda = 0.22$ dex (e.g. Macciò et al. 2007).

Halo density profiles. We assumed that each DM halo follows a Navarro et al. (1996, hereafter NFW) profile, which is characterised by the following two parameters: the virial mass M_h and concentration c . These two parameters follow a well-established anti-correlation, known as the c - M_h relation, such that more massive halos are less concentrated. We assigned the halo concentration following the parametrisation of the c - M_h relation from Dutton & Macciò (2014), with an intrinsic scatter of $\sigma_c = 0.11$ dex (but this could be as high as 0.16 dex, see e.g. Diemer & Kravtsov 2015).

Spin-concentration anti-correlation. We allowed the spin λ and the concentration c of DM halos to be negatively correlated, as is found in numerical N -body simulations (e.g. Macciò et al. 2007). The existence of this negative correlation might be a result of the assembly history of haloes, that is, haloes that have assembled later spin faster and have shallower density profiles due to the material deposited in the outskirts by recent mergers (e.g. Johnson et al. 2019). However, it is still debated whether this correlation is a robust prediction of Λ CDM and how much it is sensitive to the sample selection, since including or excluding halos that are defined to be unrelaxed seems to have an effect on the measured strength of this correlation (e.g. Macciò et al. 2007; Neto et al. 2007). As this issue does not appear to be fully settled, it is worthwhile asking what happens to the predictions of a semi-empirical galaxy formation model that includes this correlation. Since we could not find any analytic description of this correlation, we parametrised the λ - c correlation with a correlated 2D normal distribution in $\log \lambda$ and $\log c$, with a correlation coefficient $r_{\lambda-c}$ that is a free parameter of the model. Hereafter, it is shown how one of our main results is that only a tight range of values of this parameter allowed us to reproduce the absence of correlation of the residuals of observed scaling relations. In Appendix A, we perform a simple exploration of the public halo catalogues of the dark-matter-only Bolshoi simulation (Klypin et al. 2016; Rodríguez-Puebla et al. 2016), where we estimate that the correlation coefficient is of the order of $r_{\lambda-c} \simeq -0.3$.

2.2. Galaxies

We assigned a single galaxy to each dark matter halo, thus assuming that each galaxy is central to its halo.

Stellar mass. Each halo hosts a galaxy whose stellar mass M_\star follows a given stellar-to-halo mass relation, in this case not from abundance matching but from Posti et al. (2019a). This is an unbroken power-law relation which is valid for spiral galaxies, and it was in fact derived using data from the SPARC galaxy catalogue. We assumed a scatter of $\sigma_{M_\star-M_h} = 0.15$ dex, similar to what is typically expected for the $M_\star-M_h$ relation (e.g. Moster et al. 2013) and measured using a variety of techniques (More et al. 2011; Yang et al. 2009; Zu & Mandelbaum 2015, see also Wechsler & Tinker 2018, and references therein, for a recent review).

Stellar density profiles. We assumed that galaxies are thin exponential discs, with a stellar surface density of $\Sigma_\star = \Sigma_0 \exp(-R/R_d)$, where R_d is the disc scale length and $\Sigma_0 = M_\star/2\pi R_d^2$ is the central surface density. As we neglected the presence of a gas disc, we restrict the comparison to stellar-dominated galaxies in the SPARC sample, that is $M_{\text{HI}}/M_\star < 1$.

Circular velocity. The circular velocity of our model galaxies is made up of the contribution of dark matter (V_{DM}) and stars (V_\star) as $V_c = \sqrt{V_{\text{DM}}^2 + V_\star^2}$, where both V_\star and V_{DM} are analytic functions for an exponential disc and an NFW profile, respectively (Freeman 1970; Navarro et al. 1996).

Disc scale length. We calculated the disc scale lengths using the iterative procedure proposed by MMW98. The specific angular momentum of a disc galaxy, assuming that stars are on circular orbits, is as follows:

$$j_\star \equiv \frac{J_\star}{M_\star} = \frac{2\pi}{M_\star} \int dR R^2 V_c \Sigma_\star. \quad (1)$$

If the rotation curve had been perfectly constant and equal to V_h , for example, in the case of a dominant singular isothermal halo (MMW98), then the disc specific angular momentum would have been equal to $2R_d V_h$; thus, for convenience, we introduce the ratio of j_\star to $2R_d V_h$, that is¹

$$\xi = \frac{1}{2} \int du u^2 \frac{V_c(uR_d)}{V_h} e^{-u}, \quad (2)$$

where $u = R/R_d$, such that $j_\star = 2R_d V_h \xi$. In our model, galaxies acquire angular momentum from the same tidal torques that set the dark halo spinning, thus we can relate the stellar angular momentum j_\star to the halo spin parameter λ by introducing the retained fraction of angular momentum $f_j \equiv j_\star/j_h$, from which it follows that $j_\star = \sqrt{2}\lambda f_j R_h V_h$. By rearranging this, together with Eqs. (1) and (2), we can write the relation between the disc size and halo size as

$$R_d = \frac{1}{\sqrt{2}} \lambda f_j \xi^{-1} R_h. \quad (3)$$

In practice, to solve for R_d for each model galaxy, we have to proceed iteratively (as in MMW98). We started with a first guess for R_d by setting $\xi = 1$, which is the case of an isothermal halo that gives $j_\star = 2R_d V_h$, and an expression for f_j that is discussed

below. With this guess for R_d , we proceeded to compute ξ as in Eq. (2) and subsequently R_d again as in Eq. (3). We iterated this procedure five times for each galaxy, which is enough to guarantee convergence on the value of the disc scale length.

Retained fraction of angular momentum. We finally allowed the ratio of stellar-to-halo specific angular momentum $f_j \equiv j_\star/j_h$ to be a function of the stellar mass fraction $f_M \equiv M_\star/M_h$. These kinds of models are commonly known as biased collapse models, where stars are formed from the inside-out cooling of gas, from the poorest angular momentum material to the richest angular momentum material (Dutton & van den Bosch 2012; Kassin et al. 2012; Romanowsky & Fall 2012; Posti et al. 2018a). Thus we have

$$f_j \propto f_M^s, \quad (4)$$

where s is a free parameter of the model. We assumed an intrinsic scatter of $\sigma_{f_j} = 0.07$ dex on this relation, which is consistent with the analysis of Posti et al. (2019a) on the local disc scaling laws. We note that the case of specific angular momentum equality between stars and the halo, $f_j = 1$, for example, used by MMW98, is obtained if $s = 0$.

3. Results

In this section, we present the results of our modelling technique and comparisons to observations. In particular, we used a Monte-Carlo method to sample the distributions of dark matter halo parameters (mass, concentration, spin), we generated a catalogue of model galaxies, and then we fitted their scaling relations with power-laws. We start by comparing the predicted scaling laws with the observations, then we investigate how their scatter is affected by the model parameters, and finally we compare the predicted correlation of the TF and MS residuals with what is observed in SPARC.

Our aim here is not to find the best fitting parameters of the model and then discuss their physical implications; instead, we merely provide a proof-of-concept of the fact that introducing a λ - c correlation and an f_j - f_M correlation has a significant impact on the correlation of the TF versus MS residuals, which can fully erase them for a narrow range of parameters. Thus, in what follows, we first fix the two free parameters of the model ($r_{\lambda-c} = -0.4$ and $s = 0.4$) and explore its predictions, and later we show what is the effect of varying these two parameters. A full fitting of the observations is left for a future work, with more parameters including a bulge component and a gas disc.

3.1. The Tully–Fisher, mass-size, and Fall relations

We now explore the predictions of the model, with fixed $r_{\lambda-c} = -0.4$ and $s = 0.4$, on the TF, MS, and Fall relations. For the TF, we adopted two different radii to define the velocity plotted in the TF diagram in comparison with the SPARC observations: $R_{\text{TF}} = 2.2R_d$ and $R_{\text{TF}} = 5R_d$. While the former is a very typical choice, commonly used for TF studies (e.g. Courteau & Rix 1999; Pizagno et al. 2007), we compare the latter with observations of V_{flat} , the velocity in the flat part of the rotation curves (e.g. Lelli et al. 2016a) since at $5R_d$, the circular velocities of our model galaxies are approximately constant.

Figure 1 shows the TF, MS, and Fall relations for the SPARC sample (grey circles) with gas fractions of $M_{\text{HI}}/M_\star \leq 1$ compared to the predictions of the model (red lines). The agreement of this simple analytic model is remarkable and even the intrinsic vertical scatter of the (stellar) TF of ~ 0.05 dex in V_{flat} is almost

¹ It is important to note that the parameter ξ is just the inverse of what MMW98 call f_R . We use a different notation here so as to not confuse the reader with the ratio of disc size to halo virial radius, which we refer to as f_R in a previous paper (Posti et al. 2019a).

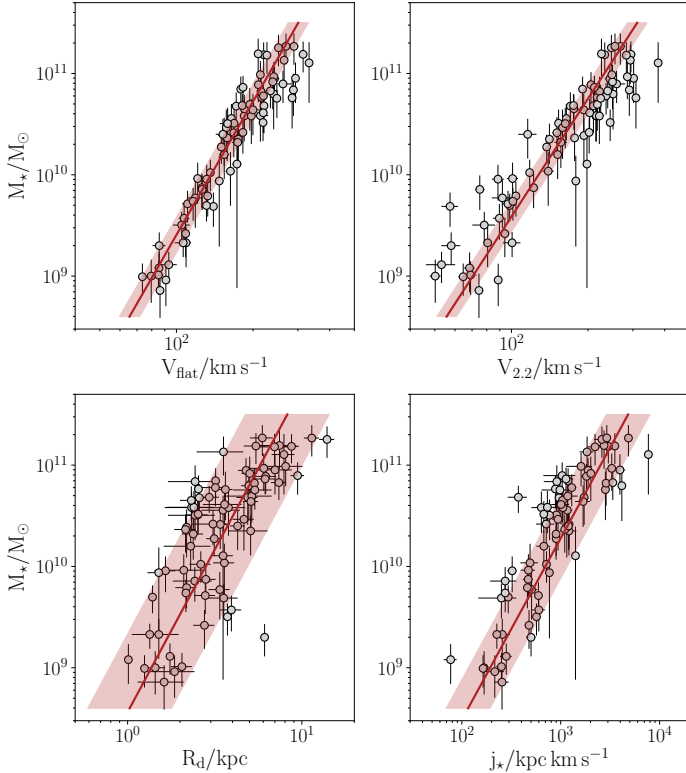


Fig. 1. Comparison of the predictions of the model with $r_{\lambda-c} = -0.4$ and $s = 0.4$ (red lines) against the observations from the SPARC catalogue (grey circles). We adopt two different velocity definitions for the TF relation: $V_{2.2}$, the circular velocity at $2.2R_d$, and V_{flat} , which we compare with $V_c(5R_d)$ where our model rotation curves are approximately flat. The light red band shows the 1σ intrinsic scatter of the model.

consistent with that estimated on the dataset (~ 0.04 dex, using the procedure outlined in Lelli et al. 2019).

It is interesting to notice that the agreement of the model with the TF relation is quite good for both velocity definitions ($V_{2.2}$ and V_{flat}), meaning that the shape of the model’s rotation curves are, to first order, representative of those of real spirals. Also the observed sizes and angular momenta of spirals are in relatively good agreement with those expected by our analytic model of an exponential disc in an NFW halo. The predicted MS and Fall relations of the model are, however, possibly slightly shallower than what is observed. This might be related to the fact that we do not have bulges in our model: at fixed M_* , the presence of a bulge would make a galaxy more compact and have a lower specific angular momentum (e.g. Romanowsky & Fall 2012).

The model predictions for the scaling laws are basically straight lines and this is mostly due to two facts. The TF is straight because we employed a power-law stellar-to-halo mass relation (thus monotonic in f_M), which is suggested by the rotation curve analysis of Posti et al. (2019b) and it provides a good description of the disc galaxy distribution² (Posti et al. 2019a). Nonetheless, the MS and Fall relations could still be non-linear since they strongly depend on the luminous and dark matter distribution within galaxies. In fact, to also obtain straight MS and Fall relations, it is also important to have $\log f_j \propto \log f_M$ as well (Posti et al. 2018a).

² It is important to specify that this is valid only for discs, as it is well known that the stellar-to-halo mass relation has a different shape for different galaxy types (e.g. Dutton et al. 2010; Rodríguez-Puebla et al. 2015).

3.2. The Tully–Fisher and mass-size scatters and their correlation

While it is not completely new that a simple analytic model of the type presented in Sect. 2 is able to predict the general structure of disc galaxies relatively well, we now move to a more detailed analysis of the residuals of the disc scaling laws, on which models of this kind have had less successful comparisons with data (Courteau & Rix 1999; Dutton et al. 2007; Desmond et al. 2019). We show that when allowing the halo concentration and spin to be anti-correlated ($r_{\lambda-c} < 0$) and the stellar angular momentum fraction to the stellar mass fraction to be correlated ($s > 0$), the models can actually predict residuals on the scaling laws in good agreement with what is observed.

In Fig. 2 we show the residuals on the TF as a function of the residuals on the MS and on the Fall relations. Here, we define residuals as $\Delta X = \log X - \log X_{\text{fit}}(M_*)$ for $X = V_{\text{flat}}, R_d, j_*$, where the fits to the scaling relations were computed with the procedure described in Lelli et al. (2019). The SPARC galaxies are shown as (grey) points, while the distribution of model galaxies is represented by the two (red) contours encompassing 68% and 95% of the total population, respectively. The figure also shows the histograms of the marginalised distributions of the residuals of the three scaling laws for the observed (grey) and model galaxies (red). From these histograms, it is clear that the scatter predicted by the model agrees very well with that of the SPARC sample, which perhaps only has a slightly tighter Fall relation than expected (0.20 dex as opposed to 0.23 dex of the model).

More importantly, the model presented here has residuals on the TF and MS that are not correlated, as is shown by the dashed red line in the bottom left panel of Fig. 2. For this model, the Spearman’s rank correlation coefficient of the TF and MS residuals is negligible (-0.03 ± 0.02 , where the uncertainty was estimated with a bootstrap technique). This proves that simple, semi-empirical models where the sizes of discs are physically linked to their angular momentum can be made compatible with current observational data on the sizes and rotational velocities of discs. Similarly, the model is also compatible with the shallow correlation that is observed between the residuals of the TF and Fall relations. This is also present in the observed scaling laws simply because the specific angular momentum of the discs is not independent of their rotation velocity.

3.3. The effect of the model’s intrinsic scatter on the TF versus MS residuals

Here, we explore what the effect is of the scatters of the various ingredients of the model on the relation between the residuals of the TF and MS. In particular, we show what happens if we vary the scatter of one particular ingredient of the model, while the others are fixed, amongst: (i) the stellar-to-halo mass relation ($\sigma_{M_*-M_h}$), the halo mass-concentration relation (σ_{c-M}), the retained fraction of angular momentum (σ_{f_j}), and the halo spin parameter (σ_λ). These scatters are, in fact, an important property of the model which directly determine both the scatters of the observed scaling laws and their residuals; for example, a model with no scatter would predict scaling laws with null scatter and thus no residuals.

However, even in a simple framework such as ours, the model scatters combine in a rather non-trivial way, which makes it complicated to predict analytically what the relation is between ($\sigma_{M_*-M_h}, \sigma_{c-M}, \sigma_{f_j}, \sigma_\lambda$) and the resultant residuals of the TF, MS, and Fall relations. Thus we have numerically explored how the predictions of the model vary as a function of the four

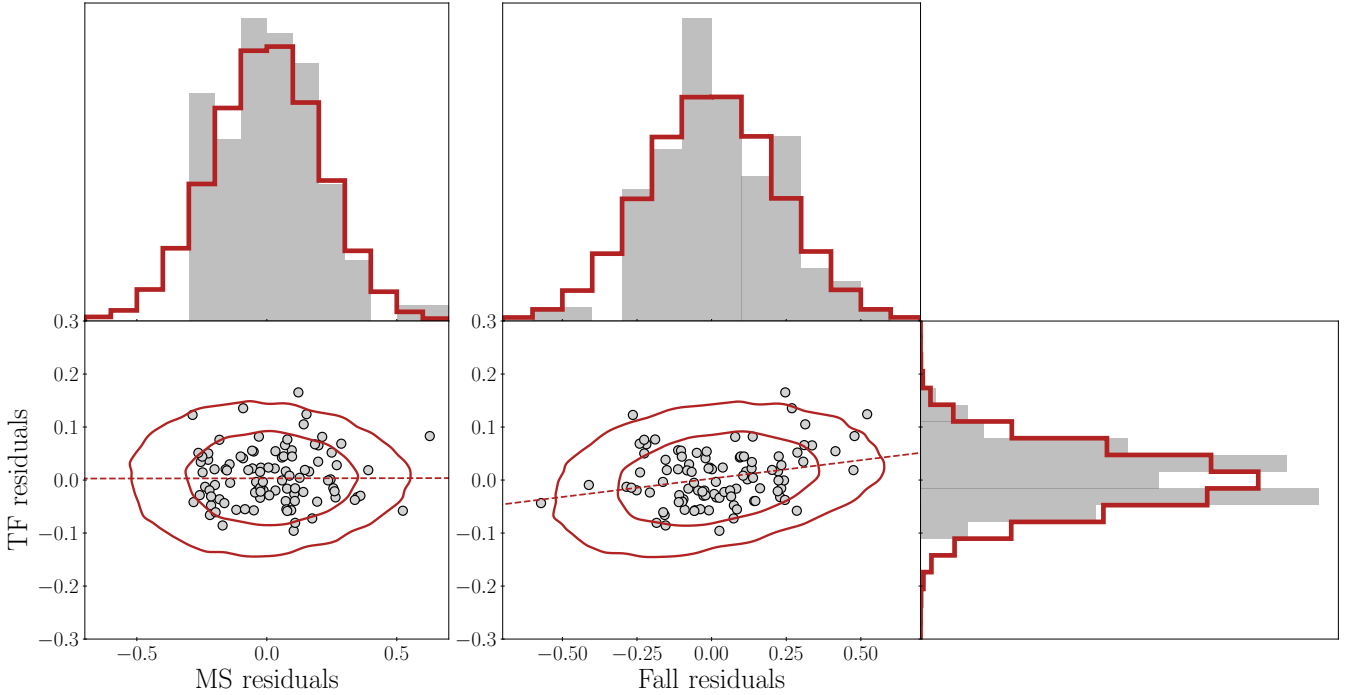


Fig. 2. Residuals of the Tully–Fisher vs. mass-size (*left*) and of the Tully–Fisher vs. Fall relation (*right*). Data from SPARC are shown as grey circles, while the red curves are the 1- and 2- σ contours of the predicted galaxy distribution of the same model as in Fig. 1. The dashed line shows the slope of the correlation of the model. The histograms on top and on the right show the marginalised distributions of the respective residuals for the data (grey filled) and the model (red empty), respectively.

scatters above while $r_{\lambda-c}$ and s are fixed in order to build some intuition of their effect on the correlation between the residuals on the TF and MS. We show this in Fig. 3. It is clear that while adopting a smaller or larger scatter on the distribution of f_j does not significantly alter the prediction of the model, varying σ_{c-M} and σ_λ , on the other hand, has a significant effect on the correlation of the TF versus MS residuals. We also find that the resulting Spearman correlation coefficient does not significantly depend on the scatter of the $M_\star-M_h$ relation either: This is perhaps surprising since the $M_\star-M_h$ relation is the centre-piece of the galaxy–halo connection, but it is somewhat reassuring since the value of its scatter is still rather uncertain (e.g. Wechsler & Tinker 2018).

Let us now analyse in more detail some limiting cases. In what follows, we discuss what happens for model galaxies at a fixed M_\star and we probed their rotation curves at $R_{\text{TF}} = 5R_d$ to define V_{flat} .

- (i) For $\sigma_{c-M} \simeq 0$, the range of concentrations of halos of different M_h is very small as it is given only by the shallow slope of the $c-M_h$ relation. At a fixed M_\star , both high- λ and high- M_h halos host galaxies with large R_d (because of Eq. (3)), thus they tend to have positive MS residuals. For a given M_\star , large R_d also implies a larger circular velocity, since the radius at which we probed the rotation curve, R_{TF} , is closer to the peak of the curve (the peak is also higher for high- M_h halos). These effects combine to produce a positive correlation of the TF versus MS residuals.
- (ii) For a large σ_{c-M} ($\simeq 0.3$ dex), the range of concentrations spanned by halos in a given M_\star bin is instead large, such that variations in V_c are mainly caused by halos having different c . The larger σ_{c-M} , the more this effect is important over (i), so that high- c halos tend to have positive TF residuals. Since λ and c are anti-correlated and since R_d scales with λ and inversely with c (via the factor ξ in

Eq. (3)), the TF versus MS residuals become significantly anti-correlated.

- (iii) For $\sigma_\lambda \simeq 0$, the variation of the disc sizes is proportional to f_j and inversely proportional to c (via the factor ξ in Eq. (3)). Thus high- c halos tend to have negative MS residuals. This, together with the fact that high- c halos have larger V_c and thus positive TF residuals, induces an anti-correlation between the TF versus MS residuals.
- (iv) For a large σ_λ ($\simeq 0.3$ dex), the variations of R_d at a fixed M_\star are dominated by the variations in λ , such that high- λ halos have positive MS residuals. In this case, V_c is significantly influenced by two factors: (a) high- c halos have larger V_c and (b) high- λ implies high- R_d and therefore high- V_c , since the circular velocity in the TF is probed at a radius closer to its peak. While (a) tends to induce an anti-correlation of the TF versus MS residuals because of the $\lambda-c$ anti-correlation, if σ_λ is large enough (b) becomes increasingly more important and tends to positively correlate the TF versus MS residuals.

In any case, while the correlation of the TF and MS residuals significantly depends on the scatter of the halo concentration-mass relation, most numerical studies are in agreement that the plausible range for σ_{c-M} is between 0.1 and 0.15 dex (e.g. Dutton & Macciò 2014; Diemer & Kravtsov 2015). We emphasise that the values of $r_{\lambda-c}$ and s that give the best match to the observations also slightly depend on the adopted value for σ_{c-M} .

3.4. The effect of varying the model parameters on the residuals across the rotation curves

We now explore what the effect is of the two key parameters of the model, the spin-concentration correlation $r_{\lambda-c}$, and the stellar fraction-angular momentum fraction correlation s . Since we have full rotation curves both in the data and in the model,

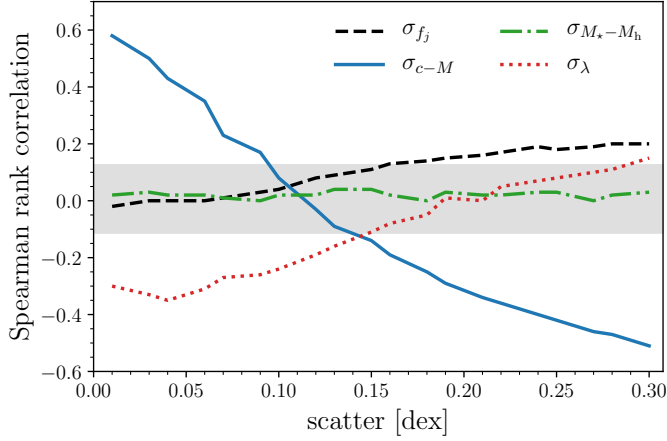


Fig. 3. Effect of varying the four intrinsic scatters of our model, $\sigma_{M_\star-M_h}$, σ_{c-M} , σ_{f_j} , σ_λ , on the Spearman correlation coefficient of the residuals of the TF versus MS. Each curve was computed by varying only one scatter at a time, while leaving the others fixed to their fiducial values. The grey band shows the $1-\sigma$ uncertainty (estimated with a bootstrap) of the correlation of the observed residuals of the TF vs. MS in SPARC.

for completeness we show what the effect is of varying $r_{\lambda-c}$ or s , while fixing the other on the correlation of the TF and MS residuals across the rotation curve (similarly to Desmond et al. 2019). In particular, we consider the rotation curve as a function of radius R ; we fitted the $V_c(R)-M_\star$ relation at that radius and we define the TF residuals as a function of radius as $\Delta V_c(R) = \log V_c(R) - \log V_{c,\text{fit}}(R|M_\star)$, where $\log V_{c,\text{fit}}(R|M_\star)$ is the velocity from the fit at a given radius and stellar mass. We did this for both the SPARC data and our models.

First, we show in Fig. 4 the behaviour of the Spearman correlation coefficient of the TF and MS residuals as a function of $r_{\lambda-c}$ and s , when the TF is evaluated at $R_{\text{TF}} = 5R_d$. While the correlation coefficient monotonically increases for increasing $r_{\lambda-c}$; it appears to be always negative for all values of s , with a clear maximum in the range of $0.2 \lesssim s \lesssim 0.6$. In this range of s , the values of the Spearman correlation coefficient are compatible with what is observed in SPARC.

Figure 5 shows the comparison of the correlation coefficient of the TF and MS residuals as a function of the radius where the TF is evaluated for the data (grey dashed) and for our fiducial model (thick red). The model is in very good agreement with what is observed across the wide range probed by rotation curves in the outskirts of spirals: Both the model and the data have a negligible correlation of the TF and MS residuals for $R \gtrsim R_d$. On the other hand, the model is not reliable in the innermost regions ($R \lesssim R_d$) since we do not include a bulge component. In fact, in this simple model, the V_c in the inner regions is typically still dominated by dark matter; thus, at a fixed mass, the V_c of a galaxy with a larger R_d is larger because it is evaluated at a larger physical radius and V_{DM} rises close to the centre.

Desmond et al. (2019) already noted the fact that having basically uncorrelated residuals across the rotation curve corresponds, in this framework, to an anti-correlation between the residuals on the halo concentration Δc and the disc scale length ΔR_d at a fixed stellar mass ($\Delta c \approx -0.5 \Delta R_d$ in the case of our model). However, while Desmond et al. (2019) impose this correlation a posteriori to explain the observed residuals, here it follows naturally from the correlations of parameters of the theory, which may have well-defined physical origins: λ and c are correlated since halos that have assembled later, and

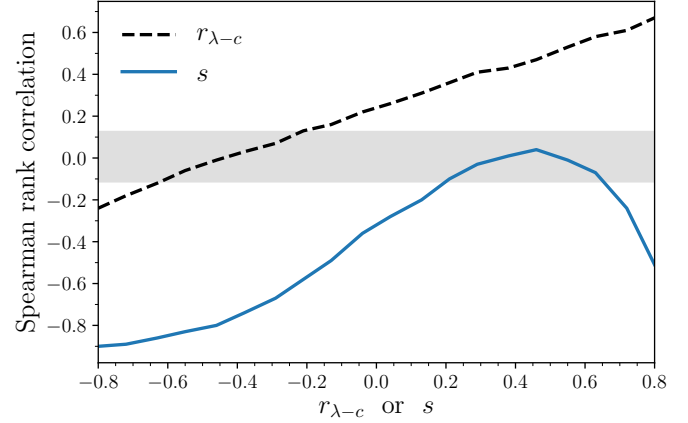


Fig. 4. Effect of varying the halo spin-concentration correlation ($r_{\lambda-c}$) and the power-law index of the relation between f_j and f_M (s) on the Spearman correlation coefficient of the residuals of the TF versus MS. The grey band is the same as in Fig. 3.

are therefore less concentrated, spin faster (e.g. Johnson et al. 2019, see also Bett et al. 2007); and f_j and f_M are correlated since star formation in discs proceeds inside-out, collapsing material at progressively larger j (so-called biased collapse, e.g. Dutton & van den Bosch 2012; Romanowsky & Fall 2012; Kassin et al. 2012).

The different thin red curves in Fig. 5 show the effect of varying $r_{\lambda-c}$ (left panel) and s (right panel) on the correlation of the TF versus MS residuals as a function of the radius. At fixed M_\star , high- λ halos tend to have positive MS residuals since they host high- R_d galaxies. At the same time, high- R_d also implies positive TF residuals, since the TF is probed in the rising part of the rotation curve, which leads to positive Spearman coefficients. This can be significantly counteracted with a $\lambda-c$ anti-correlation: In fact, if at fixed M_\star , high- λ halos have low- c , then their circular velocity has a lower peak and this can lead to negative TF residuals if the anti-correlation strength $r_{\lambda-c}$ is strong enough. Both models with too high or too low $r_{\lambda-c}$ ($\gtrsim -0.2$ or $\lesssim -0.6$ respectively) seem to be ruled out by the current data. The value of the optimal spot, $r_{\lambda-c} \approx -0.4$, is instead compatible with state-of-the-art N -body simulations (see Appendix A and Macciò et al. 2007).

A similar behaviour, but slightly more complicated in the details, is observed if we vary the power-law index (s) of the relation between f_j and f_M . A model in which f_j is constant, that is $s = 0$, has a significant correlation of the TF and MS residuals that strongly varies with the radius, from a positive to negative correlation. This effect is, again, mitigated by an increasing value of s that tends to make the correlation less prominent and more constant as a function of the radius, which is in better agreement with the SPARC data. We note that some of the effects mentioned in Sect. 3.3 do depend, in a rather non-trivial way, on the radius (i.e. those related to V_c affecting the TF residuals) and it is thus not surprising that their interplay also depends, non-trivially, on the radius, leading to the behaviours presented in Fig. 5. However, of particular interest is the value of $s \sim 0.4$ at which we have the optimal spot, since that is precisely the value that is required to match the observations of the Fall relation³ (see Posti et al. 2018b).

³ In fact, from $j_\star \propto f_j f_M^{-2/3} M_\star^{2/3}$ (Eq. (5) in Posti et al. 2018b), if $f_j \propto f_M^s$, it follows that $j_\star \propto M_\star^{\frac{s}{3} + \frac{1}{3}}$, since roughly $f_M \propto M_\star^{1/2}$ (Moster et al. 2013; Posti et al. 2019b). The slope of the observed Fall relation of spirals is therefore matched for about $s \approx 0.45$.

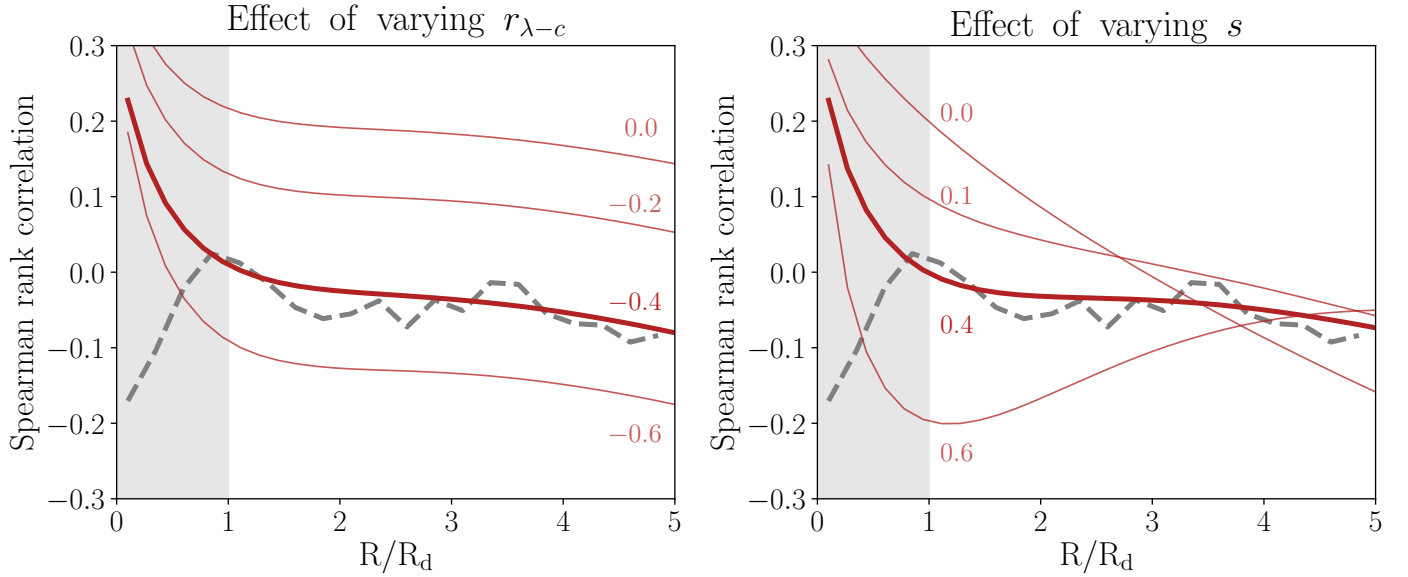


Fig. 5. Effect of changing the correlation coefficient between halo spin and concentration $r_{\lambda-c}$ (left) and the slope of the relation between the stellar angular momentum fraction and the stellar mass fraction s (right) on the correlation of the TF and MS residuals as a function of the radius where the TF velocity was measured. The grey dashed curve shows the data from the SPARC sample, while the different red curves are models with different values of such parameters. In both panels, the thick red curve is our fiducial model (shown also in Figs. 1 and 2) with $r_{\lambda-c} = -0.4$ and $s = 0.4$; while we fixed $s = 0.4$ in the left panel and $r_{\lambda-c} = -0.4$ in the right panel. The grey area marks the region where the predictions of our model are not reliable, since we do not include a bulge component in our galaxies.

3.5. Limitations of our model

Our results are useful to get a first order understanding of the importance of the $\lambda-c$ and f_j-f_M correlations in reproducing the observed disc scaling laws. In this work, we showcase the effect of these two ingredients in a deliberately simple galaxy formation model, with the purpose of isolating – as much as possible – the effect that these new ingredients have. Naturally, for this reason, our model is far from being complete and has a number of limitations that one should keep in mind.

For instance, Dutton et al. (2007) developed sophisticated semi-empirical models, which are very similar to ours in spirit, in order to predict the TF and MS relations and the correlation of their residuals. With respect to what we have presented here, their models neglect the possibility of a $\lambda-c$ or of a f_j-f_M correlation; however, they do include a bulge component, halo contraction, and a prescription for the formation of stars out of a gaseous disc. In their work, they show what the effect is of all the ingredients that they include in determining the shape of the TF and MS relations, as well as on the correlation of their residuals, and they find that they all play a role in principle. Our work should in fact be considered complementary to theirs, as we have shown what the effect is of two previously unexplored parameters ($r_{\lambda-c}$ and s) on the correlation of the TF versus MS residuals. Their effects should be dominant over those of the additional ingredients that Dutton et al. (2007) included, at least for the galaxies we considered here: All SPARC galaxies have relatively small bulges and we have focussed on a radial range where the bulge should be sub-dominant anyway ($R > R_d$); in our analysis, we have excluded gas-dominated discs and Desmond et al. (2019) already pointed out that halo contraction seems to have a minor effect on the correlation of TF versus MS residuals. To make sure that the last point also applies to our models, we ran our model again, also including a prescription for halo contraction parametrised in the same way as in Dutton et al. (2007): We find that the effect it has on the correlation coefficient of the TF

versus MS residuals is marginal with respect to the effect of $r_{\lambda-c}$ and s in Fig. 4.

Our models can, and will in the future, be made much more predictive by adding some of the additional ingredients mentioned above. For example, the absence of a bulge component limits our predictive power in the inner regions of massive spirals and the absence of a cold gas component limits our inference at dwarf mass scales, where galaxies are increasingly more gas-dominated (e.g. SPARC). In particular, the fact that the baryonic TF relation appears tighter than the stellar TF relation might indicate that the cold gas mass should, for reasons that have yet to be understood, tightly correlate with the halo mass at a given stellar mass (e.g. Desmond 2017). Also, in our model, stars are assumed to be on circular orbits, while in reality some asymmetric drift is present in real galaxies and can, in principle, modify the stellar specific angular momentum from that in Eq. (1), especially for low-mass discs (e.g. Posti et al. 2018b; Mancera Piña et al. 2020b).

Dutton et al. (2007, see also Firmani & Avila-Reese 2000; van den Bosch 2000) noticed that if star formation and surface density are related, this impacts the scaling laws, since a halo with a larger spin forms a larger disc, with a lower surface density, thus forming fewer stars. This effect, which is not considered in our model, induces at a fixed M_h an anti-correlation of M_* with λ which, when combined with a $\lambda-c$ anti-correlation, makes galaxies residing in halos with different λ to scatter approximately along the TF. While this is potentially important for understanding the residuals of the TF, this effect is based on the idea that the disc total mass (gas+stars) to halo mass relation is more fundamental than the stellar-to-halo mass relation and on a star formation law with a fixed density threshold. This might however not be the case if, for instance, the link of disc mass to halo mass is actually determined by the self-regulatory action of star formation, which primarily sets the stellar-to-halo mass relation regardless of the specific form of the star formation law (e.g. Lilly et al. 2013). Therefore, the importance of the star

formation law in setting the scatter of scaling relations appears to be an interesting possibility, which however needs further scrutiny including a complete treatment of feedback.

Recently, [Jiang et al. \(2019\)](#) used cosmological hydrodynamical simulations to study the relation between the specific angular momentum of galaxies and dark matter halos and found evidence for a weak correlation, due to a combination of complex phenomena that lead to the formation of galaxies (see also [Danovich et al. 2015](#)). These results are potentially very interesting since they revisit the physical basis of the [MMW98](#) study; however, it has yet to be demonstrated whether they can reproduce the observed Fall relation since from their main result $j_{\star}/j_{\text{h}} \propto \lambda^{-1}$, it would follow that $j_{\star} \propto M_{\text{h}}^{2/3}$ – because $\lambda \propto j_{\text{h}}/M_{\text{h}}^{2/3}$ – which is not compatible with observations of the Fall relation, unless in the case of a quasi-linear stellar-to-halo mass relation ($M_{\star} \propto M_{\text{h}}$) which is excluded by the data ([Posti et al. 2019a](#)). In any case, their results highlight that while the classical framework of [MMW98](#) is capable of representing the overall shape of the scaling laws, the physics it describes is inevitably limited and its results should be taken into account with caution. The advantage of the [MMW98](#) framework is that it encapsulates all the complexity of galaxy formation into a couple of simple parameters, f_j and f_M , and it is successful since the observed galaxy–halo connection is indeed overall simple ([Posti et al. 2019a](#)).

4. Summary and conclusions

Galaxy disc scaling laws can be used extensively to provide powerful constraints for galaxy formation models. For instance, the observed absence of correlations between the residuals of the TF and MS relations has been claimed to pose a challenge to traditional analytic models based on the assumption that disc sizes are regulated by halo angular momentum. In this contribution, we revisit this issue and we show that including correlations amongst some parameters of the galaxy formation model, which have some physical grounds, can help in reproducing what is observed. Our aim here is to provide a proof-of-concept of the fact that the inclusion of previously unexplored correlations of the theory’s parameters has a significant effect on the prediction of the disc scaling laws. In summary, we find the following.

- If we allow the halo concentration to be anti-correlated to halo spin (as suggested by N -body simulations, e.g. [Macciò et al. 2007](#)) and the stellar-to-halo specific angular momentum fraction to be correlated to the stellar-to-halo mass fraction (as it is needed to reproduce the observed angular momenta of galaxies, e.g. [Posti et al. 2018b](#)), a simple semi-empirical model where disc sizes follow from the disc angular momentum can have correlations of TF-MS residuals and TF-Fall residuals, as observed.
- The introduction of an anti-correlation between halo spin and concentration induces an anti-correlation between disc size and concentration, which in turn is needed to wash out the correlation between the residuals of the TF and MS relations. Thus, contrary to some recent claims, we were able to find a semi-empirical model based on the assumption that the halo angular momentum is related to that of the disc, which correctly reproduces the scaling relations.
- The range of parameters $r_{\lambda-c}$ and s (controlling the $\lambda-c$ and f_j-f_M correlations) allowed by the observations is relatively tight. In particular, we find that the values of these parameters that provide the best representation of the observed galaxy distribution are interestingly compatible with the

values expected by N -body simulations ([Appendix A](#) and [Macciò et al. 2007](#)) and by previous works (e.g. [Posti et al. 2018b](#)).

Despite the fact that the residuals of the galaxy scaling laws are an intrinsically noisy observable, it is worthwhile modelling them since they carry unique constraints to galaxy formation models. In order to surpass the current limitations given by the paucity of high-quality data for dynamical studies of disc galaxies, it is, thus, imperative to observationally measure the scaling laws on a much larger and, hopefully, complete sample of spirals in the local Universe, albeit with a similar quality in order to be able to model all of the facets of galaxy formation properly, which remains a difficult long-term challenge.

Acknowledgements. We thank the referee for a report that helped improving the quality and clarity of this paper. We are grateful to Aaron Dutton for useful discussions. LP acknowledges support from the Centre National d’Etudes Spatiales (CNES). BF and RI acknowledge funding from the Agence Nationale de la Recherche (ANR project ANR-18-CE31-0006 and ANR-19-CE31-0017) and from the European Research Council (ERC) under the European Union’s Horizon 2020 research and innovation programme (grant agreement No. 834148). GP acknowledges support by the Swiss National Science Foundation, grant PP00P2_163824.

References

- Barton, E. J., Geller, M. J., Bromley, B. C., van Zee, L., & Kenyon, S. J. 2001, *AJ*, 121, 625
- Behroozi, P. S., Wechsler, R. H., & Wu, H.-Y. 2013, *ApJ*, 762, 109
- Bett, P., Eke, V., Frenk, C. S., et al. 2007, *MNRAS*, 376, 215
- Bullock, J. S., Dekel, A., Kolatt, T. S., et al. 2001, *ApJ*, 555, 240
- Courteau, S., & Rix, H.-W. 1999, *ApJ*, 513, 561
- Courteau, S., Dutton, A. A., van den Bosch, F. C., et al. 2007, *ApJ*, 671, 203
- Danovich, M., Dekel, A., Hahn, O., Ceverino, D., & Primack, J. 2015, *MNRAS*, 449, 2087
- Desmond, H. 2017, *MNRAS*, 472, L35
- Desmond, H., Katz, H., Lelli, F., & McGaugh, S. 2019, *MNRAS*, 484, 239
- Di Cintio, A., & Lelli, F. 2016, *MNRAS*, 456, L127
- Diemer, B., & Kravtsov, A. V. 2015, *ApJ*, 799, 108
- Dutton, A. A., & Macciò, A. V. 2014, *MNRAS*, 441, 3359
- Dutton, A. A., & van den Bosch, F. C. 2012, *MNRAS*, 421, 608
- Dutton, A. A., van den Bosch, F. C., Dekel, A., & Courteau, S. 2007, *ApJ*, 654, 27
- Dutton, A. A., Conroy, C., van den Bosch, F. C., Prada, F., & More, S. 2010, *MNRAS*, 407, 2
- Fall, S. M. 1983, in *Internal Kinematics and Dynamics of Galaxies*, ed. E. Athanassoula, *IAU Symp.*, 100, 391
- Fall, S. M., & Efstathiou, G. 1980, *MNRAS*, 193, 189
- Firmani, C., & Avila-Reese, V. 2000, *MNRAS*, 315, 457
- Freeman, K. C. 1970, *ApJ*, 160, 811
- Jiang, F., Dekel, A., Kneller, O., et al. 2019, *MNRAS*, 488, 4801
- Johnson, J. W., Maller, A. H., Berlind, A. A., Sinha, M., & Holley-Bockelmann, J. K. 2019, *MNRAS*, 486, 1156
- Kannappan, S. J., Fabricant, D. G., & Franx, M. 2002, *AJ*, 123, 2358
- Kassin, S. A., Devriendt, J., Fall, S. M., et al. 2012, *MNRAS*, 424, 502
- Klypin, A., Yepes, G., Gottlöber, S., Prada, F., & Heß, S. 2016, *MNRAS*, 457, 4340
- Kormendy, J. 1977, *ApJ*, 218, 333
- Lapi, A., Salucci, P., & Danese, L. 2018, *ApJ*, 859, 2
- Lilly, S. J., Carollo, C. M., Pipino, A., Renzini, A., & Peng, Y. 2013, *ApJ*, 772, 119
- Lelli, F., McGaugh, S. S., & Schombert, J. M. 2016a, *ApJ*, 816, L14
- Lelli, F., McGaugh, S. S., & Schombert, J. M. 2016b, *AJ*, 152, 157
- Lelli, F., McGaugh, S. S., Schombert, J. M., Desmond, H., & Katz, H. 2019, *MNRAS*, 484, 3267
- Macciò, A. V., Dutton, A. A., van den Bosch, F. C., et al. 2007, *MNRAS*, 378, 55
- Mancera Piña, P. E., Fraternali, F., Oman, K. A., et al. 2020a, *MNRAS*, 495, 3636
- Mancera Piña, P. E., Posti, L., Fraternali, F., Adams, E. A. K., & Oosterloo, T. 2020b, *A&A*, submitted [arXiv:2009.06645]
- McGaugh, S. S. 2005, *Phys. Rev. Lett.*, 95, 171302
- McGaugh, S. S., Schombert, J. M., Bothun, G. D., & de Blok, W. J. G. 2000, *ApJ*, 533, L99

- Mo, H. J., Mao, S., & White, S. D. M. 1998, *MNRAS*, 295, 319
- Mo, H., van den Bosch, F. C., & White, S. 2010, *Galaxy Formation and Evolution* (Cambridge: Cambridge University Press)
- More, S., van den Bosch, F. C., Cacciato, M., et al. 2011, *MNRAS*, 410, 210
- Moster, B. P., Naab, T., & White, S. D. M. 2013, *MNRAS*, 428, 3121
- Murray, S. G., Power, C., & Robotham, A. S. G. 2013, *Astron. Comput.*, 3, 23
- Navarro, J. F., & Steinmetz, M. 2000, *ApJ*, 538, 477
- Navarro, J. F., Frenk, C. S., & White, S. D. M. 1996, *ApJ*, 462, 563
- Neto, A. F., Gao, L., Bett, P., et al. 2007, *MNRAS*, 381, 1450
- Peebles, P. J. E. 1969, *ApJ*, 155, 393
- Pezzulli, G., Fraternali, F., Boissier, S., & Muñoz-Mateos, J. C. 2015, *MNRAS*, 451, 2324
- Pizagno, J., Prada, F., Weinberg, D. H., et al. 2007, *AJ*, 134, 945
- Planck Collaboration VI. 2020, *A&A*, 641, A6
- Ponomareva, A. A., Verheijen, M. A. W., Papastergis, E., Bosma, A., & Peletier, R. F. 2018, *MNRAS*, 474, 4366
- Posti, L., Pezzulli, G., Fraternali, F., & Di Teodoro, E. M. 2018a, *MNRAS*, 475, 232
- Posti, L., Fraternali, F., Di Teodoro, E. M., & Pezzulli, G. 2018b, *A&A*, 612, L6
- Posti, L., Marasco, A., Fraternali, F., & Famaey, B. 2019a, *A&A*, 629, A59
- Posti, L., Fraternali, F., & Marasco, A. 2019b, *A&A*, 626, A56
- Rodríguez-Puebla, A., Avila-Reese, V., Yang, X., et al. 2015, *ApJ*, 799, 130
- Rodríguez-Puebla, A., Behroozi, P., Primack, J., et al. 2016, *MNRAS*, 462, 893
- Romanowsky, A. J., & Fall, S. M. 2012, *ApJS*, 203, 17
- Tinker, J., Kravtsov, A. V., Klypin, A., et al. 2008, *ApJ*, 688, 709
- Tully, R. B., & Fisher, J. R. 1977, *A&A*, 54, 661
- van den Bosch, F. C. 2000, *ApJ*, 530, 177
- van der Kruit, P. C., & Freeman, K. C. 2011, *ARA&A*, 49, 301
- Wechsler, R. H., & Tinker, J. L. 2018, *ARA&A*, 56, 435
- Yang, X., Mo, H. J., & van den Bosch, F. C. 2009, *ApJ*, 695, 900
- Zu, Y., & Mandelbaum, R. 2015, *MNRAS*, 454, 1161

Appendix A: λ - c correlation in the Bolshoi-Planck simulation

We used the publicly available catalogues of the Bolshoi-Planck simulation provided by Rodríguez-Puebla et al. (2016) to have a simple estimate of the strength of the λ - c correlation for halos in a dark matter only simulation with the standard *Planck* cosmology. We considered the $z = 0$ snapshot of the simulation where the halos were identified and characterised with the ROCKSTAR software (Behroozi et al. 2013).

We calculated the residuals at a fixed halo virial mass M_h of the λ - M_h and c - M_h relations, where λ is defined as in Bullock et al. (2001). We show, in Fig. A.1, the correlation of

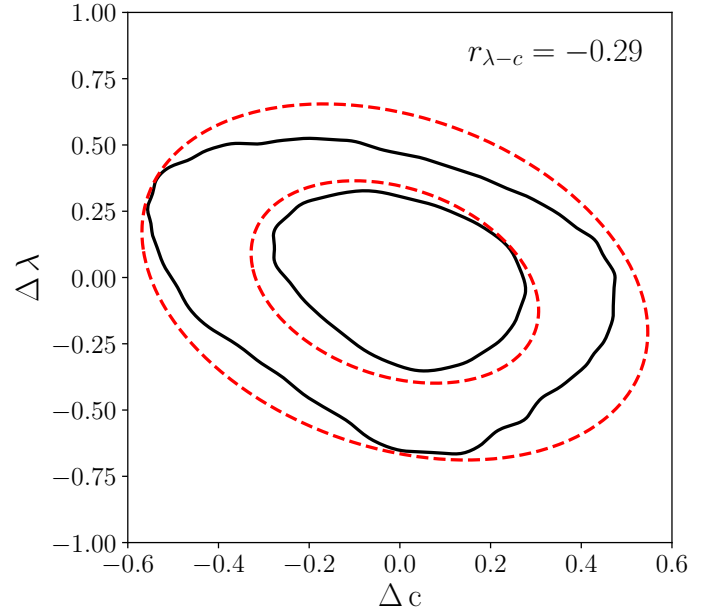


Fig. A.1. Correlation between the λ and c residuals at a fixed halo virial mass, for the $z = 0$ halo population in the Bolshoi-Planck simulation, represented with the black solid contours (containing 68%–95% of the halo population). The red dashed contours are the 1- and 2- σ contours of the 2D normal distribution defined with the covariance matrix calculated from the distribution of points in this plane.

the $\Delta \lambda$ and Δc residuals for the halos in the simulation with the black solid contours containing 68%–95% of the halo population, respectively. We then calculated the covariance matrix of the distribution of points in this diagram and we used this matrix to define the 2D normal distribution shown with the red dashed contours in Fig. A.1. This Gaussian has standard deviations of $\sigma_{\log c} \simeq 0.18$ dex and $\sigma_{\log \lambda} \simeq 0.25$ dex (consistent with previous estimates, e.g. Macciò et al. 2007) and a correlation coefficient of $r_{\lambda-c} \simeq -0.29$. Since our analysis is very simple, this number should just be used to have a rough idea of what the correlation coefficient that is expected for the halo population in Λ CDM is.