



HAL
open science

Quantized conductance in a one-dimensional ballistic oxide nanodevice

A. Jouan, G. Singh, E. Lesne, D. Vaz, M. Bibes, A. Barthélémy, C. Ulysse, D. Stornaiuolo, M. Salluzzo, S. Hurand, et al.

► **To cite this version:**

A. Jouan, G. Singh, E. Lesne, D. Vaz, M. Bibes, et al.. Quantized conductance in a one-dimensional ballistic oxide nanodevice. *Nature Electronics*, 2020, 3 (4), pp.201-206. 10.1038/s41928-020-0383-2 . hal-03036068

HAL Id: hal-03036068

<https://hal.science/hal-03036068>

Submitted on 2 Dec 2020

HAL is a multi-disciplinary open access archive for the deposit and dissemination of scientific research documents, whether they are published or not. The documents may come from teaching and research institutions in France or abroad, or from public or private research centers.

L'archive ouverte pluridisciplinaire **HAL**, est destinée au dépôt et à la diffusion de documents scientifiques de niveau recherche, publiés ou non, émanant des établissements d'enseignement et de recherche français ou étrangers, des laboratoires publics ou privés.

Quantized conductance in a one-dimensional ballistic oxide nanodevice

A. Jouan¹, G. Singh¹, E. Lesne², D. C. Vaz², M. Bibes², A. Barthélémy², C. Ulysse³, D. Stornaiuolo^{4,5}, M. Salluzzo⁵, S. Hurand^{1,6}, J. Lesueur¹, C. Feuillet-Palma¹, N. Bergeal¹

¹*Laboratoire de Physique et d'Etude des Matériaux - ESPCI-Paris-CNRS-UPMC*

PSL Research University 10 rue Vauquelin 75005 Paris, France.

²*Unité Mixte de Physique CNRS-Thales, Univ. Paris-Sud,
Université Paris-Saclay, 1 Av. A. Fresnel, 91767 Palaiseau, France.*

³*Centre for Nanoscience and Nanotechnology, CNRS,
Université Paris-Sud/Université Paris-Saclay, Boulevard Thomas Gobert, Palaiseau, France.*

⁴*Department of Physics, University of Naples Federico II Complesso Monte S'Angelo via Cithia, 80126 Napoli, Italy.*

⁵*CNR-SPIN Complesso Monte S. Angelo via Cinthia 80126 Napoli, Italy.*

⁶*Institut Pprime, UPR 3346 CNRS, Université de Poitiers,
ISAE-ENSMA, BP 30179, 86962 Futuroscope-Chasseneuil Cedex, France.*

(Dated: March 29, 2019)

Electric-field effect control of two-dimensional electron gases (2-DEG) has enabled the exploration of nanoscale electron quantum transport in semiconductors. Beyond these classical materials, transition metal-oxide-based structures have *d*-electronic states favoring the emergence of novel quantum orders absent in conventional semiconductors. In this context, the LaAlO₃/SrTiO₃ interface that combines gate-tunable superconductivity and sizeable spin-orbit coupling is emerging as a promising platform to realize topological superconductivity. However, the fabrication of nanodevices in which the electronic properties of this oxide interface can be controlled at the nanoscale by field-effect remains a scientific and technological challenge. Here, we demonstrate the quantization of conductance in a ballistic quantum point contact (QPC), formed by electrostatic confinement of the LaAlO₃/SrTiO₃ 2-DEG with a split-gate. Through finite source-drain voltage, we perform a comprehensive spectroscopic investigation of the *3d* energy levels inside the QPC, which can be regarded as a spectrometer able to probe Majorana states in an oxide 2-DEG.

The interplay between superconductivity and spin-orbit coupling (SOC) is at the center of an intensive research effort since this unique combination can promote topological superconductivity, an exotic electronic state with remarkable chiral properties [1]. In particular, topological superconductors are predicted to be suitable hosts for Majorana zero energy modes, which could be used to encode and manipulate non-local quantum information, opening new perspectives for the realization of "fault tolerant" quantum computation technology [2, 3]. While most of experiments

in this field focus on hybrid devices made of a semiconductor nanowires coupled to conventional superconductors [4–7], oxide heterostructures offer a new material-based approach to this question. Transition metal oxides present a wide variety of electronic properties, from superconductivity to magnetism that, combined in artificial heterostructures with atomically sharp interface, provide a unique opportunity for the generation of novel emergent properties and functionalities [8]. The $\text{LaAlO}_3/\text{SrTiO}_3$ interface, discovered by Ohtomo and Hwang in 2004, is a prime example [9]. While both materials are wide-gap band insulators, growing a thin layer of LaAlO_3 on top of SrTiO_3 leads to the formation of a high mobility 2-DEG at the interface, whose carrier density can be tuned by means of top-, side- and back-gating [12–14]. Beyond a certain filling threshold, likely related to a Lifshitz transition in the band structure [10, 11], the interface exhibits superconductivity with a gate-tunable critical temperature. The breaking of translational symmetry in the interfacial quantum well also generates a spin-orbit coupling of Rashba type, whose strength can be tuned by gate voltage [15–18]. Superconductivity and Rashba spin-orbit coupling, which remarkably coexist in $\text{LaAlO}_3/\text{SrTiO}_3$, are the two main ingredients required to generate superconducting topological phases [1, 19–21]. The $\text{LaAlO}_3/\text{SrTiO}_3$ interface could therefore serve as platform to fabricate devices in which these two properties could be tuned at the relevant scales using a set of nano-gates. In this article, we report on the fabrication of a QPC at a $\text{LaAlO}_3/\text{SrTiO}_3$ interface, a prototypical mesoscopic device made by the deposition of a metallic split-gate on a 2-DEG [22]. The observation of well-defined plateaus in the conductance of the device, quantized in integer values of $2e^2/h$ (where e is the electron charge and h is the Planck constant), indicates ballistic transport involving a limited number of conduction channels which are spin degenerate. By measuring non-linear transport at finite source-drain voltage, we perform a spectroscopy of the $3d$ -levels and extract the characteristic energies of the confinement potential. Under a magnetic field, we observe the formation of spin-polarized subbands and determine the Landé g -factor, whose value of order of 1 strongly differs from that of the free electrons. The demonstration of quantized conductance in $\text{LaAlO}_3/\text{SrTiO}_3$ QPC is the first step towards the realization of a spectrometer able to provide distinctive signatures of topological superconductivity in oxide 2-DEGs [23, 24].

In a QPC, quantization of conductance is observed when the width of the constriction is comparable with the Fermi wavelength $\lambda_F = \frac{2\pi\hbar}{\sqrt{2mE_F}}$ [22]. In addition, the length, L , of the channel between the reservoirs must be smaller than or comparable to the elastic mean free path l_e for ballistic transport to take place. QPCs are nowadays routinely fabricated in semiconducting heterostructures such as $\text{AlGaAs}/\text{GaAs}$ ones in which the very low carrier density ($\sim 10^{11} \text{ cm}^{-2}$) results in large values of λ_F ($\simeq 50 \text{ nm}$) [29]. The extreme cleanliness of these heterostructures also results in a large mean free

path that can exceed several micrometers at low temperatures [29]. In contrast, the 2-DEG at the $\text{LaAlO}_3/\text{SrTiO}_3$ interface involves a higher carrier density ($\sim 10^{13} \text{ cm}^{-2}$) and has a reduced l_e (~ 10 - 50 nm) imposing stronger constraints on the practical realization of such devices. In this system, the conduction band is formed by coupling of the t_{2g} orbitals (d_{xy} , d_{xz} and d_{yz} orbitals) at neighbouring Ti lattice sites through the 2p orbitals of the oxygen atoms. Under strong quantum confinement in the direction perpendicular to the interface, the degeneracy of the t_{2g} bands is lifted, resulting in a rich and complex band structure with discrete 2D states separated by typical energies of tens of meV [25, 26]. Whilst multiband transport occurs at high carrier doping, in the depleted regime, only the lowest d_{xy} energy bands are filled. Figure 1 shows a schematic view of the QPC which is formed by applying a negative voltage on the split-gate to electrostatically deplete the 2-DEG underneath. We used the LaAlO_3 amorphous template method to fabricate a $10 \mu\text{m}$ wide Hall bar in a 12 u.c.-thick LaAlO_3 layer grown by Pulsed Laser Deposition on a TiO_2 -terminated (001)-oriented SrTiO_3 single crystal [13, 27]. After the growth, a metallic back gate was deposited on the back side of the $500 \mu\text{m}$ thick SrTiO_3 substrate enabling a global control of the electron density in the device. Finally, a metallic split-gate was patterned by lift-off directly on top of the Hall bar (Fig. 1b). Despite the reduced thickness of the LaAlO_3 layer ($\simeq 4.8 \text{ nm}$) and the absence of additional insulating dielectric layer, no significant leakage current was observed in this device ($\ll 1 \text{ nA}$). The separation between

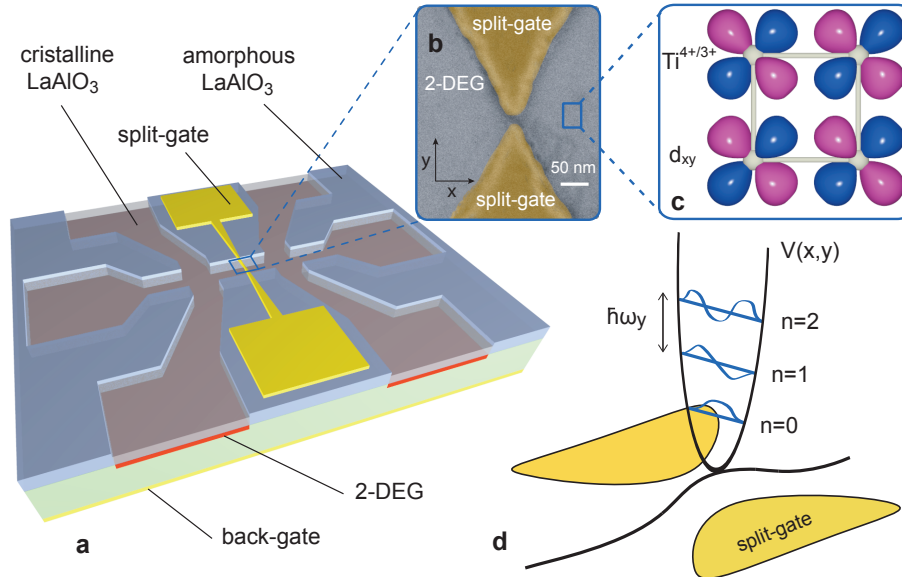


FIG. 1: **Schematic description of the Quantum Point Contact device.** a) Hall Bar designed by the amorphous LaAlO_3 technique and covered with a split-gate. b) SEM image of the QPC showing the central part of the split-gate (false color). The separation between the two sides of the split-gate is 25 nm, c) Scheme of the $3d_{xy}$ orbitals localised on Ti ions, which form the lowest energy conducting band in the 2-DEG. d) Representation of the confining potential at the center of the split-gate described by Eq. (1). Within the harmonic approximation, the lowest $3d_{xy}$ band is split into several sub-levels ($n = 1, 2, 3, \dots$) separated by an energy $\hbar\omega_y$.

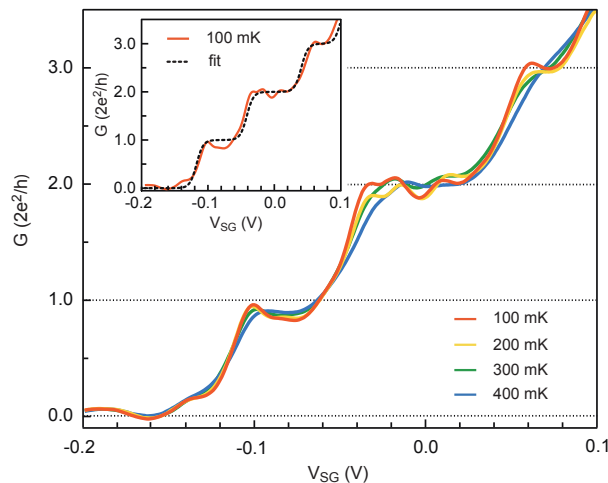


FIG. 2: **Ballistic transport and conductance quantization.** Differential conductance of the QPC as a function of split-gate voltage measured at $V_{sd} = 0$ for different temperatures and a fixed back-gate voltage $V_{BG} = 8.1$ V. Plateaus appear at integer value of G_0 characteristic of ballistic transport involving a reduced number of conduction modes. Inset) Fit of the $G(V_{SG})$ curve at $T = 100$ mK (dashed line) obtained with Eq. (2) by taking a ratio $\omega_y/\omega_x \simeq 2.5$.

the two fingers at the centre of the split-gate is $W = 25$ nm, which is comparable to the Fermi wavelength of the 2-DEG. Near the bottleneck of the constriction, the split-gate imposes a smoothly varying confining potential that can be modeled by a saddle form (Fig. 1d) [28]

$$V(x, y) = V_0 - \frac{1}{2}m\omega_x^2x^2 + \frac{1}{2}m\omega_y^2y^2 \quad (1)$$

where V_0 is the potential at the centre of the QPC, m is the electron mass and the frequencies ω_x and ω_y define the curvatures of the potential in the two directions. Because the potential along the y direction is that of an harmonic oscillator, the lowest energy band of the 2-DEG is split into several 1D subbands. The number of conduction modes involved in the transport, which is related to the width of the constriction, is controlled by the split-gate voltage V_{SG} . For a given value of V_{SG} , channels corresponding to subbands of energies $E_n = V_0 + (n + 1/2)\hbar\omega_y$, which are smaller than E_F , are open and participate to the conduction through the constriction. In the framework of the Landauer-Buttiker formalism, the contribution of each channel to the conductance of the QPC is given by its transmission T_n [28]:

$$T_n(E) = \frac{2}{1 + e^{-\pi\epsilon_n}} \quad (2)$$

where $\epsilon_n = 2(E - E_n)/\hbar\omega_x$. The total conductance is the sum of the conductance of each of the channels, $G = \sum_n T_n G_0$, where $G_0 = \frac{2e^2}{h}$ is the quantum of conductance for spin degenerate subbands.

After fabrication, the sample was anchored to the mixing chamber of a dilution refrigerator and connected to coaxial lines that include low pass LC filters and copper powder filters at the lowest temperature stage. The differential conductance, $G(V_{sd})=dI/dV_{sd}$, was measured with a small ac excitation current using standard lock-in techniques in a four-terminal configuration. After cooling the sample, the back-gate voltage was first swept to a maximum value ($V_{BG} = 15$ V) to ensure that no hysteresis would take place upon further gating [30]. During this forming step, the 2-DEG and the split gate are both kept at the ground ($V_{SG} = 0$ V). The back-gate voltage was then reduced to 8.1 V to strongly deplete the 2-DEG, and the differential conductance, G , of the nanodevice was measured as a function of the dc source-drain voltage V_{sd} and split-gate voltage V_{SG} . For all the data presented in the following, the resistance of the reservoirs measured with the channel fully open ($V_{SG} = 0.5$ V) was subtracted to obtain the intrinsic conductance of the QPC. Figure 2 shows the evolution of the conductance at $V_{sd} = 0$ V for four different temperatures. At $V_{SG} = -0.2$ V the QPC is pinched off. Plateaus corresponding to the quantized values of the conductance in steps of $G_0 = 2e^2/h$ appear when the split-gate voltage is increased, which indicates that ballistic transport involving spin-degenerate bands is taking place in the QPC. As seen from the fit in Fig. 2 inset, this behaviour is well described by the Landauer-Buttiker formalism (Eq. (2)) [28]. Oscillations of the conductance can be observed on the plateaus, which are likely related to interference and resonance effects associated with the geometry of the constriction [31]. An increase in temperature modifies the Fermi distribution and consequently the occupation of electronic states at the Fermi energy. This leads to a thermal broadening of the conductance steps between plateaus and, in addition, to a suppression of oscillations with temperature. The maximum number of conduction modes is related to the Fermi wavelength, $n_{\max} \simeq \frac{2W}{\lambda_F}$. As seen in Figure 2, a maximum of three plateaus can be identified in this gate range, corresponding to $\lambda_F \simeq 15$ nm. A clear quantization of the conductance, such as that observed here, only occurs when $\omega_y > \omega_x$. This is confirmed by the fit shown in Fig. 2 inset, which provides a ratio of $\omega_y/\omega_x \simeq 2.5$. Previous studies have reported the fabrication of split-gate devices in $\text{LaAlO}_3/\text{SrTiO}_3$ but without achieving the quantization regime [35].

The value of ω_y characterizing the harmonic confinement potential can be determined experimentally by measuring the conductance at non-zero source-drain voltage [32, 33]. In Fig. 3a, we plot a series of conductance curves, $G(V_{sd})$ recorded for sequential steps in the split-gate voltage [33]. Large nonlinearities are observed for applied biases comparable to the subband energy spacing. For $V_{sd} = 0$ V, the chemical potentials in the source and drain, μ_s and μ_d respectively, are aligned and we observe an accumulation of curves corresponding to the plateaus at integer values of G_0 (e. g. points “A” and “B” in Fig. 3a). At finite source-drain voltage, the chemical potentials of the left

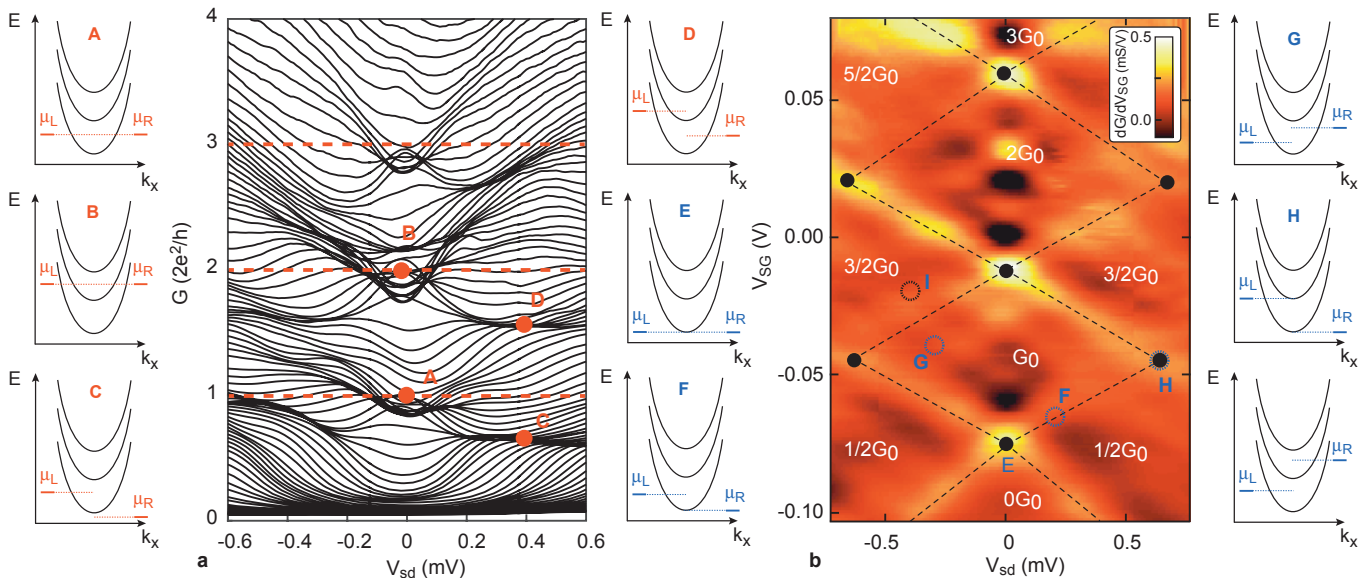


FIG. 3: **Spectroscopy of the QPC subbands** a) Differential conductance of the QPC as a function of source-drain voltage for many values of the split-gate voltage in the range $[-0.2 \text{ V}, 0.1 \text{ V}]$ and separated by an interval of 3 mV . Energy diagrams indicate the position of the chemical potentials in the left and right reservoirs corresponding to the different points labelled A, B, C and D. Integer (e. g. points A and B) and half-integer (e.g. points C and D) quantized conductance plateaus correspond to dark regions where curves accumulate. b) Transconductance dG/dV_{SG} of the QPC (color scale) as a function of source-drain voltage and split-gate voltage. Dashed lines (guide for the eyes) highlight a diamond-like structure formed by joining light-colored points corresponding to maximum values of dG/dV_{SG} . Diamonds centered around $V_{sd} = 0 \text{ V}$ represent integer conductance plateaus whereas external half-diamonds represent half-integer conductance plateaus. Energy diagrams show the position of the chemical potentials in the left and right reservoirs corresponding to the points labelled E, F, G, H and I on the color plot.

and right reservoirs are shifted by an amount eV_{sd} . When this energy exceeds the splitting between two subbands ($eV_{sd} > \hbar\omega_y$), the number of transport modes available for left-going and right-going electrons differs by one, which produces additional half plateaus at conductance values of $(n+1/2)G_0$ [32–34]. This is seen at points labelled C and D in Fig. 3a, further confirming the quantization of the conductance. Although these additional plateaus are predicted to be midway between those given by Eq. (2), some deviations of the conductance from half-integer values are also expected in particular for small numbers of channels [34]. An asymmetry is observed in V_{sd} which is likely due to an intrinsic asymmetry in the electrostatic potential defining the constriction. Non-linear transport can also be analysed by plotting the transconductance of the QPC, $dG/dV_{SG}(V_{sd})$, corresponding to the derivative of G with respect to the split-gate voltage (Fig. 3b). In contrast to the series of conductance curves of Fig. 3a, which highlight the conductance plateaus at multiple values of G_0 , the transconductance emphasizes the transitions between the plateaus. A set of regularly spaced points (in yellow), indicating a maximum in dG/dV_{SG} , are connected by lines of high transconductance to form a diamond-like structure centered on $V_{sd} = 0 \text{ V}$ (see dashed line). Each diamond represents a

well defined quantized plateau where the chemical potentials of the two reservoirs lie in the same subband. On the other hand, regions outside the diamonds describe the situation where μ_s and μ_d are aligned with different bands leading to conductance plateaus at $(n + 1/2)G_0$. The crossing points (yellow) at $V_{sd} \simeq 0$ V corresponds to split-gate voltages at which the bottom of a new subband is aligned with the source and drain chemical potentials (e.g. point “E”). The separation between two consecutive energy levels can be directly measured through the source drain voltage at the edges of the diamonds. At point “H” in Fig.3b, we read $\hbar\omega_y = eV_{sd}(\text{“H”}) \simeq 0.65$ meV, which is consistent with the splitting between the d_{xy} subbands due to lateral confinement in the QPC. Considering the ratio $\omega_y/\omega_x \simeq 2.5$ previously extracted from the fit in Fig. 2 inset, we obtain $\hbar\omega_x \simeq 0.26$ meV, which parametrizes the confinement potential of Eq. (1).

We now investigate the effect of a magnetic field B perpendicular to the 2-DEG plane, on the energy levels of the QPC. As seen in Figure 4a, the plateaus of conductance in the $G(V_{SG})$ curve are now quantized in half-integer values of G_0 , which indicates that the spin degeneracy is lifted. Consequently, the diamond-like structure is duplicated in the transconductance map of Fig. 4c. The Zeeman splitting between spin-polarized subbands can be directly measured by following the evolution of transconductance at $V_{sd} = 0$ V as a function of the magnetic field (Fig. 4a inset). The two spin bands are separated by an energy $\Delta E_z = g^* \mu_B B$, where μ_B is the Bohr magneton and g^* is the Landé g-factor, which describes the susceptibility of the electronic spin states to the external field, and which fundamentally governs spin-transport characteristics, e.g. spin coherence [38]. Note that because of the reduced electron mobility in this depleted regime ($\mu \simeq 100$ cm²V⁻¹s⁻¹), the magnetic field used in this study is too weak to generate Landau levels and form hybrid magneto-electric subbands [36].

To access ΔE_z and calculate the g-factor, we measure δV_{SG} at 6 T (Fig. 4a inset) and convert it into an energy scale through the measurement of the splitting generated by the source drain bias $\frac{dV_{SG}}{dV_{sd}}$ as reported in Fig. 3b [37].

$$|g| = \frac{1}{\mu_B} \frac{\delta(\Delta E_z)}{\delta B} = \frac{e}{\mu_B} \frac{\delta V_{sd}}{\delta V_{SG}} \frac{\delta V_{SG}}{\delta B} \quad (3)$$

For the $n = 2$ conductance step we find $g^* = 0.85 \pm 0.1$. An estimate of the g-factor can also be obtained by fitting the conductance quantization curve of Fig. 4a, provided a Zeeman splitting term is introduced into Eq. (2). With this method, we obtain a value $g^* = 0.9 \pm 0.1$, similar to that determined by the first method. It is consistent with values obtained by non-direct methods reported in the literature. For instance, in the low-doping regime, a g-factor between 0.5 and 1 was extracted from the analysis of the magneto-conductance in a weak-localization approach [15]. A g-factor of 0.95, close to our value, was also used to reproduce the experimental temperature dependence of ARPES spectrum [39]. The reduction of the g-factor with respect to the free electrons one is

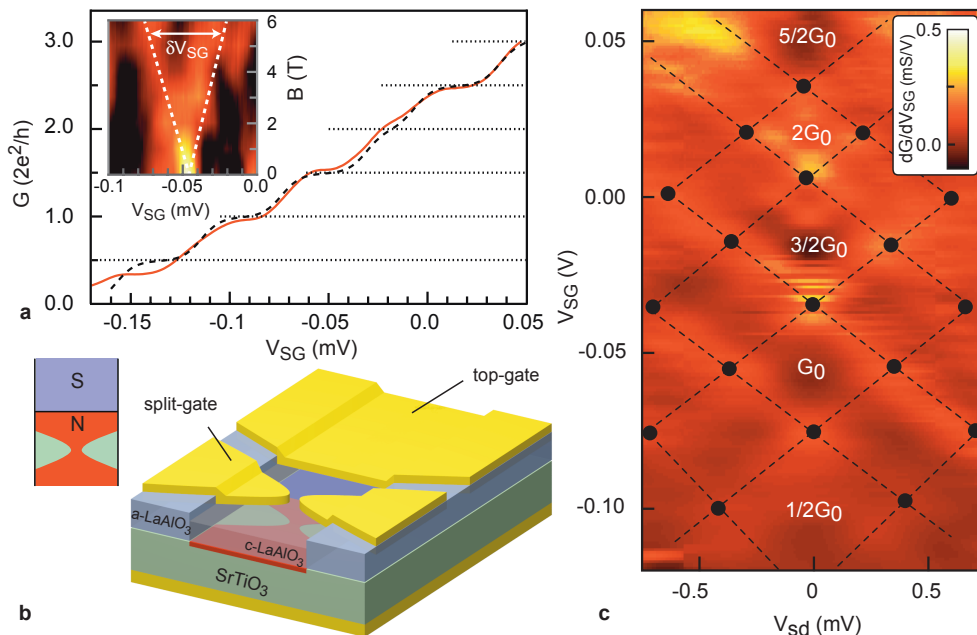


FIG. 4: **Zeeman splitting and spin-polarized subbands under magnetic field.** a) Conductance of the QPC at $V_{sd} = 0$ V as a function of split-gate voltage V_{SG} for $B = 6$ T (red line) fitted by Eq. (2) with an additional Zeeman term (dashed line). Inset) Transconductance dG/dV_{SG} of the $n = 2$ step at $V_{sd} = 0$ V as a function of split-gate voltage and magnetic field. b) Prototype device for the detection of Majorana states in $\text{LaAlO}_3/\text{SrTiO}_3$ interfaces with a QPC. An additional top-gate is used to create, close to the QPC, a junction between a superconducting region and a normal one with strong spin-orbit interaction. Inset) Scheme for detection of Majorana states (taken from [23]). c) Transconductance dG/dV_{SG} of the QPC (color scale) under a $B = 6$ T magnetic field as a function of source-drain voltage and split-gate voltage. The diamond-like structure formed by joining light-colored points corresponding to maximum values of dG/dV_{SG} . Diamonds centered around $V_{sd} = 0$ V represent conductance plateaus in half integer values of G_0 .

not currently understood in at $\text{LaAlO}_3/\text{SrTiO}_3$ interfaces but has often be attributed to the effect of spin-orbit coupling. Its low value could explain the high-value of the parallel superconducting critical magnetic field which has been found to exceed the Pauli limit if considering a conventional value of $g \simeq 2$ [40, 41].

In summary, we have demonstrated the realization of a QPC in the 2-DEG confined at the $\text{LaAlO}_3/\text{SrTiO}_3$ interface, which exhibits a clear conductance quantization due to ballistic transport in a restricted number of conducting channels. The characteristics energy scales of the confinement potential extracted from non-linear transport are consistent with a d_{xy} band transport. The measurement of the g-factor under a magnetic field performed on the $n = 2$ conductance step provides a value in the range 0.85-0.9 for the g-factor, which differs from that of free electrons. The conductance curve with plateaus at multiples of e^2/h shown in Fig. 4a, is characteristic of the normal state of a QPC under a magnetic field. The demonstration of quantized conductance in oxide QPC is a first step towards experiments to study topological superconductivity in oxide 2-DEGs. Wimmer

et al. showed that when the QPC is put in close contact with a non-trivial topological superconducting region, e. g. an hybrid superconducting/semiconducting nanowire with large SOC or a superconductor characterized by large SOC (Fig. 4b inset), the conductance plateaus should appear at $(2n + 1)2e^2/h$ values [23, 24]. In this case, the current flows through a single Majorana state localized in the vicinity of the QPC. The $n = 0$ half integer plateau at a conductance of $2e^2/h$ is topologically protected against disorder which is expected to provide a robust distinctive signature of the topological phase. Since LaAlO₃/SrTiO₃ is a superconductor with large SOC, such situation can be practically realized by an additional top-gate which triggers superconductivity in the oxide 2-DEG in close proximity to the QPC as proposed in the device of Fig. 4b. In addition, QPC devices in materials with strong SOC are also of strong interest to realize a spin-polarizer. In particular, spin separation of the electrons could be achieved in an asymmetric QPC quantum well in the presence of lateral SOC resulting in an electrically-controlled spin-sensitive device [42–44].

-
- [1] Alicea, J. New directions in the pursuit of Majorana fermions in solid state systems. *Rep. Prog. Phys.* **75**, 076501 (2012).
 - [2] Stern, A. & Lindner, N. H. Topological Quantum Computation—From Basic Concepts to First Experiments. *Science* **339**, 1179-1184 (2013).
 - [3] Das Sarma, S., Freedman, M. & Nayak. C. Majorana zero modes and topological quantum computation. *Npj Quantum Information* **1**, 1 (2015).
 - [4] Mourik, V., Zuo, K., Frolov, S. M., Plissard, S. R., Bakkers, E. P. A. M. & Kouwenhoven, L. P. Signatures of Majorana Fermions in Hybrid Superconductor-Semiconductor Nanowire Devices. *Science* **336**, 1003-1007 (2012).
 - [5] Finck, A. D. K., Van Harlingen, D. J., Mohseni, P. K., Jung, K., & Li, X. Anomalous Modulation of a Zero-Bias Peak in a Hybrid Nanowire-Superconductor Device. *Phys. Rev. Lett.* **110**, 126406 (2013).
 - [6] Churchill, H. O. H., Fatemi, V., Grove-Rasmussen, K., Deng, M. T., Caroff, P., Xu, H. Q. & Marcus, C. M. Superconductor-nanowire devices from tunneling to the multichannel regime: Zero-bias oscillations and magnetoconductance crossover. *Phys. Rev. B* **87**, 241401(R) (2013).
 - [7] Zhang, H. et al. Quantized Majorana conductance. *Nature*, **556**, 74-79 (2018).
 - [8] Hwang, H. Y., Iwasa, Y., Kawasaki, M., Keimer, B., Nagaosa. N. & Tokura, Y. Emergent phenomena at oxide interfaces. *Nat. Mat.* **11**, 103-113 (2012).
 - [9] Ohtomo, A. & Hwang, H. Y. A high-mobility electron gas at the LaAlO₃/SrTiO₃ heterointerface. *Nature* **427**, 423–426 (2004).
 - [10] Singh, G. et al. Competition between electron pairing and phase coherence in superconducting interfaces. *Nat. Commun.* **9**, 407 (2018).
 - [11] Valentini, D., Gariglio, S., Fête, A., Triscone, J.-M., Berthod, C. & van der Marel, D. Modulation of the superconducting critical temperature due to quantum confinement at the LaAlO₃/SrTiO₃ interface. *Phys. Rev. B* **96**, 094518 (2017)
 - [12] Caviglia, A. D. et al. Electric field control of the LaAlO₃ SrTiO₃ interface ground state. *Nature* **456**, 624 (2008).
 - [13] Hurand, S. et al. Field-effect control of superconductivity and Rashba spin-orbit coupling in top-gated LaAlO₃/SrTiO₃ devices. *Sci. Rep.* **5**, 12751 (2015).
 - [14] Stornaiuolo, D., Gariglio, S., Fête, A., Gabay, M., Li, D., Massarotti, D., & Triscone, J. M. Weak localization and spin-orbit interaction in side-gate field effect devices at the LaAlO₃/SrTiO₃ interface *Phys. Rev. B* **90**, 235426 (2014).
 - [15] Caviglia, A. D., Gabay, M., Gariglio, S., Reyren, Cancellieri, C. & Triscone, J.-M. Tunable Rashba Spin-Orbit Interaction

- at Oxide Interfaces. *Phys. Rev. Lett.* **104**, 126803 (2010).
- [16] Ben Shalom, M., Sachs, M., Rakhmievitch, D., Palevski, A. & Dagan, Y. Tuning Spin-Orbit Coupling and Superconductivity at the SrTiO₃/LaAlO₃ Interface: A Magnetotransport Study. *Phys. Rev. Lett.* **104**, 126802 (2010).
- [17] Singh, G. et al., Effect of disorder on superconductivity and Rashba spin-orbit coupling in LaAlO₃/SrTiO₃ interfaces. *Phys. Rev. B* **96**, 024509 (2017).
- [18] Lesne, E. et al. Highly efficient and tunable spin-to-charge conversion through Rashba coupling at oxide interfaces. *Nat. Mat.* **15**, 1261-1266 (2016).
- [19] Fu, L., & Kane, C. L. Superconducting Proximity Effect and Majorana Fermions at the Surface of a Topological Insulator. *Phys. Rev. Lett.* **100**, 096407 (2008).
- [20] Stornaiuolo, D., Massarotti, D., Di Capua, R., Lucignano, P., Pepe, G. P., Salluzzo, M., & Tafuri, F. Signatures of unconventional superconductivity in the LaAlO₃/SrTiO₃ two-dimensional system. *Phys. Rev. B* **95**, 140502(R) (2017).
- [21] Kuerten, L., Richter, C., Mohanta, N., Kopp, T., Kampf, A., Mannhart, J. & Boschker, H. In-gap states in superconducting LaAlO₃/SrTiO₃ interfaces observed by tunneling spectroscopy. *Phys. Rev. B* **96**, 014513 (2017).
- [22] van Wees, B. J., van Houten, H., Beenakker, C. W. J., Williamson, J. G. , Kouwenhoven, L. P., van der Marel, D. & Foxon, C. T. Quantized conductance of point contacts in a two-dimensional electron gas. *Phys. Rev. Lett.*, **60**, 848-850 (1988).
- [23] Wimmer, M., Akhmerov, A. R., Dahlhaus, J. P. & Beenakker, C. W. J. Quantum point contact as a probe of a topological superconductor. *New J. Phys.* **13**, 053016 (2011).
- [24] Beenakker, C. W. J. Search for Majorana Fermions in Superconductors. *Annu. Rev. Condens. Matter Phys.* **4**, 113 (2013).
- [25] Salluzzo, M. et al. Orbital Reconstruction and the Two-Dimensional Electron Gas at the LaAlO₃/SrTiO₃ Interface. *Phys. Rev. Lett.* **102**, 166804 (2009).
- [26] Berner, G. et al. Direct k-Space Mapping of the Electronic Structure in an Oxide-Oxide Interface. *Phys. Rev. Lett.* **110**, 247601 (2013).
- [27] Stornaiuolo, D. et al. In-plane electronic confinement in superconducting LaAlO₃/SrTiO₃ nanostructures. *Appl. Phys. Lett.* **101**, 222601 (2012).
- [28] Buttiker, M. Quantized transmission of a saddle-point constriction. *Phys. Rev. B* **41**, 7906(R) (1990).
- [29] Rossler, C., Baer, S., de Wiljes, E., Ardelt, P-L., Ihn, T., Ensslin, K., Reichl, C. & Wegscheider, W. Transport properties of clean quantum point contacts. *New J. Phys.* **13** 113006 (2011).
- [30] Biscaras, J., Hurand, S., Feuillet-Palma, C., Rastogi, A, Budhani, R. C., Reyren, N., Lesne, E., Lesueur, J. & Bergeal, N. Limit of the electrostatic doping in two-dimensional electron gases of LaXO₃(X = Al, Ti)/SrTiO₃. *Sci. Rep.* **4**, 6788 (2014).
- [31] Kirczenow, G. Theory of the conductance of ballistic quantum channels. *Solid. State. Comm.* **68**, 715 (1988).
- [32] Kouwenhoven, L. P., van Wees, B. J., Harmans, C. J. P. M., Williamson, J. G., van Houten, H., Beenakker, C. W. J., Foxon, C. T. & Harris, J. J. Nonlinear conductance of quantum point contacts, *Phys. Rev. B* **39**, 8040 (1989).
- [33] Patel, N. K., Nicholls, J. T., Martin-Moreno, L., Pepper, M., Frost, J. E. F., Ritchie, D. A. & Jones, G. A. C. *Phys. Rev. B* **44**, 10973 (1991).
- [34] Glazman, L. I. & Khaetskii, A. V. *JETP Lett.* **48**, 591-595 (1988).
- [35] Thierschmann, H., Mulazimoglu, E., Manca, N., Goswami, S., Klapwijk, T. M. & Caviglia, A. D. Transport regimes of a split gate superconducting quantum point contact in the two-dimensional LaAlO₃/SrTiO₃ superfluid. *Nat. Commun.*, **9**, 2276 (2018).
- [36] Annadi, A. et al. Quantized Ballistic Transport of Electrons and Electron Pairs in LaAlO₃/SrTiO₃ Nanowires. *Nano Lett.* **18**, 4473-4481 (2018).
- [37] Martin, T.P., Szorkovszky, A., Micolich, A. P., Hamilton, A. R., Marlow, C. A., Linke, H., Taylor, R. P. & Samuelson, L. Enhanced Zeeman splitting in Ga_{0.25}In_{0.75}As quantum point contacts. *Appl. Phys. Lett.* **93**, 012105 (2008).
- [38] Salis, G., Kato, Y., Ensslin, K., Driscoll, D. C., Gossard, A. C. & Awschalom, D.D. Electrical control of spin coherence in semiconductor nanostructures, *Nature*, **414**, 619-622 (2001).

- [39] Cancellieri, C. et al. Polaronic metal state at the $\text{LaAlO}_3/\text{SrTiO}_3$ interface. *Nat. Commun.* **7**, 10386 (2016).
- [40] Herranz, G. et al. Engineering two-dimensional superconductivity and Rashba spin-orbit coupling in $\text{LaAlO}_3/\text{SrTiO}_3$ quantum wells by selective orbital occupancy. *Nat. Commun.* **6**, 6028 (2015).
- [41] Kim, M., Kozuka, Y., Bell, C., Hikita, Y. & Hwang, H. Y. Intrinsic spin-orbit coupling in superconducting δ -doped SrTiO_3 heterostructures. *Phys. Rev. B* **86**, 085121 (2012).
- [42] Debray, P., Rahman, S. M. S., Wan, J., Newrock, R. S., Cahay, M., Ngo, A. T., Ulloa, S. E., Herbert, S. T., Muhammad, M. & Johnson, M. All-electric quantum point contact spin-polarizer. *Nat. Nanotech.* **4**, 759-764 (2009).
- [43] Ngo, A. T., Debray, P. & Ulloa, S. E. Lateral spin-orbit interaction and spin polarization in quantum point contacts. *Phys. Rev. B* **81**, 115328 (2010).
- [44] Kohda, M., Nakamura, S., Nishihara, Y., Kobayashi, K., Ono, T., Ohe, J.-I., Tokura, Y., Mineno, T. & Nitta, J. Spin-orbit induced electronic spin separation in semiconductor nanostructures. *Nat. Commun.* **3**, 1082 (2012).

Acknowledgments

The authors acknowledge M. Aprili, A. Caviglia, A. Akhmerov, R. Citro, M. Grilli, S. Caprara and L. Benfatto for stimulating discussions. This work was supported by the French RENATECH network (French national nanofabrication platform), the Région Ile-de-France in the framework of CNano IdF, OXYMORE and Sesame programs, by CNRS through a PICS program and by the ANR JCJC (Nano-SO2DEG). The Authors acknowledge received funding from the project Quantox of QuantERA ERA-NET Cofund in Quantum Technologies (Grant Agreement N. 731473) implemented within the European Union's Horizon 2020 Program. The authors also acknowledge the COST project Nanoscale coherent hybrid devices for superconducting quantum technologies-Action CA16218.