



HAL
open science

Early adaptation to heat waves and future reduction of air-conditioning energy use in Paris

Vincent Viguie, Aude Lemonsu, Stéphane Hallegatte, Anne-Lise Beaulant, Colette Marchadier, Valéry Masson, Grégoire Pigeon, Jean-Luc Salagnac

► To cite this version:

Vincent Viguie, Aude Lemonsu, Stéphane Hallegatte, Anne-Lise Beaulant, Colette Marchadier, et al.. Early adaptation to heat waves and future reduction of air-conditioning energy use in Paris. *Environmental Research Letters*, 2020, 15 (7), pp.075006. 10.1088/1748-9326/ab6a24 . hal-03035357

HAL Id: hal-03035357

<https://hal.science/hal-03035357v1>

Submitted on 28 Aug 2021

HAL is a multi-disciplinary open access archive for the deposit and dissemination of scientific research documents, whether they are published or not. The documents may come from teaching and research institutions in France or abroad, or from public or private research centers.

L'archive ouverte pluridisciplinaire **HAL**, est destinée au dépôt et à la diffusion de documents scientifiques de niveau recherche, publiés ou non, émanant des établissements d'enseignement et de recherche français ou étrangers, des laboratoires publics ou privés.



Distributed under a Creative Commons Attribution 4.0 International License

LETTER • OPEN ACCESS

Early adaptation to heat waves and future reduction of air-conditioning energy use in Paris

To cite this article: Vincent Vigié *et al* 2020 *Environ. Res. Lett.* **15** 075006

View the [article online](#) for updates and enhancements.

Recent citations

- [Flourentzos Flourentzou](#)
- [Inconspicuous adaptations to climate change in everyday life: Sustainable household responses to drought and heat in Czech cities](#)
Slavomíra Ferenuhová
- [Greening is a promising but likely insufficient adaptation strategy to limit the health impacts of extreme heat](#)
Mathilde Pascal *et al*

Environmental Research Letters



LETTER

Early adaptation to heat waves and future reduction of air-conditioning energy use in Paris

OPEN ACCESS

RECEIVED
12 July 2019REVISED
10 January 2020ACCEPTED FOR PUBLICATION
10 January 2020PUBLISHED
2 July 2020

Original content from this work may be used under the terms of the [Creative Commons Attribution 3.0 licence](#).

Any further distribution of this work must maintain attribution to the author(s) and the title of the work, journal citation and DOI.

Vincent Vigi  ^{1,5}, Aude Lemonsu², St  phane Hallegatte³, Anne-Lise Beaulant², Colette Marchadier², Val  ry Masson², Gr  goire Pigeon² and Jean-Luc Salagnac⁴¹ CIREC, Ecole des Ponts ParisTech, Paris, Site du jardin tropical, 45bis, Avenue de la Belle Gabrielle, F-94736 Nogent-sur-Marne, France² CNRM 42, avenue Gaspard Coriolis, F-31057 Toulouse Cedex 1, France³ The World Bank, Washington DC, United States of America⁴ Centre Scientifique et Technique du B  timent, Vincennes, France⁵ Author to whom any correspondence should be addressed.E-mail: viguie@centre-cired.fr**Keywords:** adaptation, cooling, energy, maladaptation, climate change, heat waveSupplementary material for this article is available [online](#)**Abstract**

Some actions intended to adapt to climate change may do more harm than good, especially when they consume energy, making it more difficult to shift to decarbonized energy, or when, in meeting the needs of one group of people, they increase the vulnerability of others. Heat wave risk provides a typical example: air conditioning (AC) equipment may trigger large energy consumption and worsen outdoor heat stress. Alternative adaptation strategies exist, but it is not clear whether they can prevent the massive use of AC. Here, with an interdisciplinary modeling platform, taking Paris as a case study, we provide a first quantified analysis of the efficiency of adaptation strategies (large scale urban greening, building insulation policy, and generalized behavioral changes in AC use) in reducing future potential AC need. We find that even ambitious strategies do not appear sufficient to totally replace AC and ensure thermal comfort, under a median climate change scenario. They can, however, reduce AC energy use by half during heat waves and compensate for the heat released to the outdoor environment. Our results show that adaptation actions, implemented early, may play a key role if we are to remain on a low-carbon pathway.

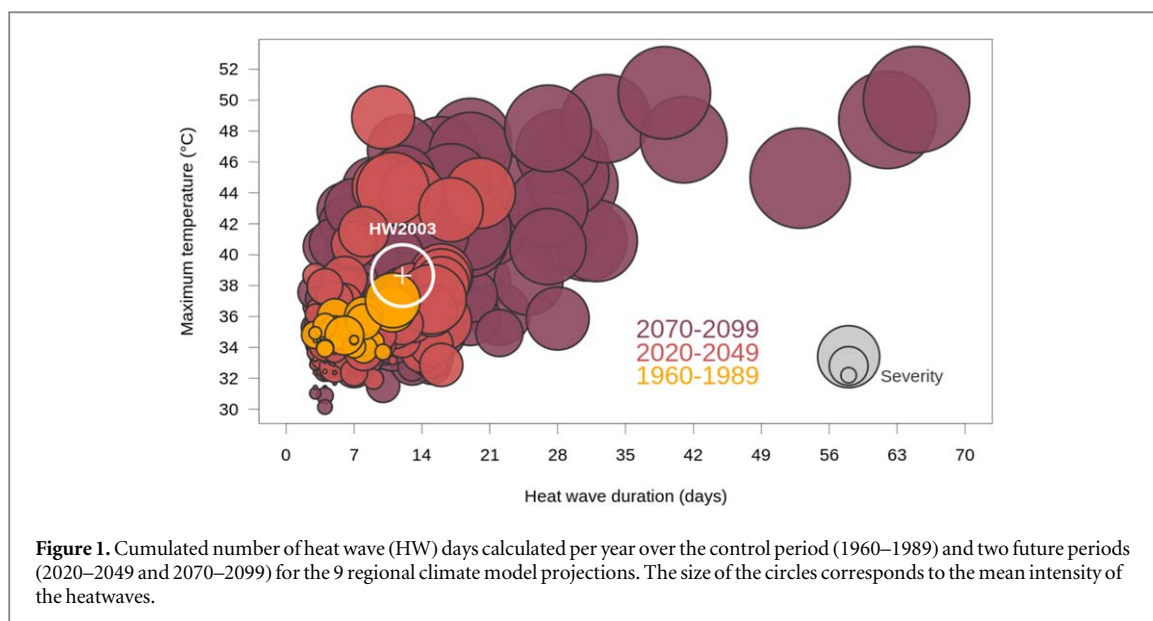
1. Introduction

Changes in the environment can incite a society to take actions that result in its becoming worse off; this has been a cause of collapse of several ancient societies [1–5]. Today, with climate change, such a maladaptation risk has already been identified. In particular, it can occur when adaptation measures consume energy, making it more difficult to shift to decarbonized energy, or when they improve conditions for part of the society by degrading them for another, more vulnerable part [5, 6–8]. Reliance on individual air conditioning (AC) equipment to respond to heat wave risk may be considered a typical example, for two reasons. First, the associated energy demand can be large [9–11]. Second, if AC systems release heat into the street, as is most often the case, the outside air is warmed and the heat wave worsens [12, 13]. Although

it is an efficient solution for households that can afford it, AC makes the situation worse for households who cannot or do not want to adopt it [14].

According to the fifth IPCC report, it is almost certain that the risk of heat waves will increase over most land areas during the 21st century. Such an increase has already been observed in recent years [15] and constitutes one of the few cases where recent increases in mortality have been directly attributed to man-made climate change [16–22]. AC is a tool that is particularly efficient to reduce heat wave impacts on comfort and health, and is being used more and more [23, 24]. It is therefore important to understand how alternative adaptation options could be implemented to complement or replace AC, and to what extent.

A number of alternative adaptation actions have been identified in the literature [25, 26]. At the scale of individual buildings, for instance, several techniques



aiming to insulate against outside heat have been proposed and discussed [27–31]. Neighborhood scale or city scale actions, such as creating parks and making different urban planning choices (street orientation or building density) can also help to decrease outside air temperature [32–36]. However, the potential of a combination of these measures, applied at the scale of a whole city, is not yet fully understood. It is especially true for large-scale options, because direct experimentation is not feasible. Due to inertia in the evolution of cities, several years or even decades may be needed to enable significant changes in urban shape or building characteristics. The speed of these evolutions is comparable to that of climate change, and this forces us to make decisions before their impacts can be observed.

Here, we use an interdisciplinary modeling platform to analyze such measures, testing the extent to which they could replace AC and provide, alone, thermal comfort to the urban population during future heat waves. Our analysis focuses on Paris, a city that was strongly affected by the 2003 heat wave (about 5000 casualties). AC use by people living in the city is rare at present as, so far, they seem to have relied mostly on solutions such as fans, and temporary behavioral changes (drinking more water, changing working hours, limiting physical activity, etc) to cope with extreme heat. However, following a succession of hot summers, the number of AC installations in homes is rising sharply (13% of French households had AC in 2016, compared to 5% in 2005) [37, 38]. Adaptation to heat waves is one of the key priorities of the climate change adaptation plans for the city and for the surrounding region [39, 40].

2. Data and methods

2.1. Future heat waves in Paris

We employed a future heat wave database developed by Lemonsu *et al* [41] and already used by several

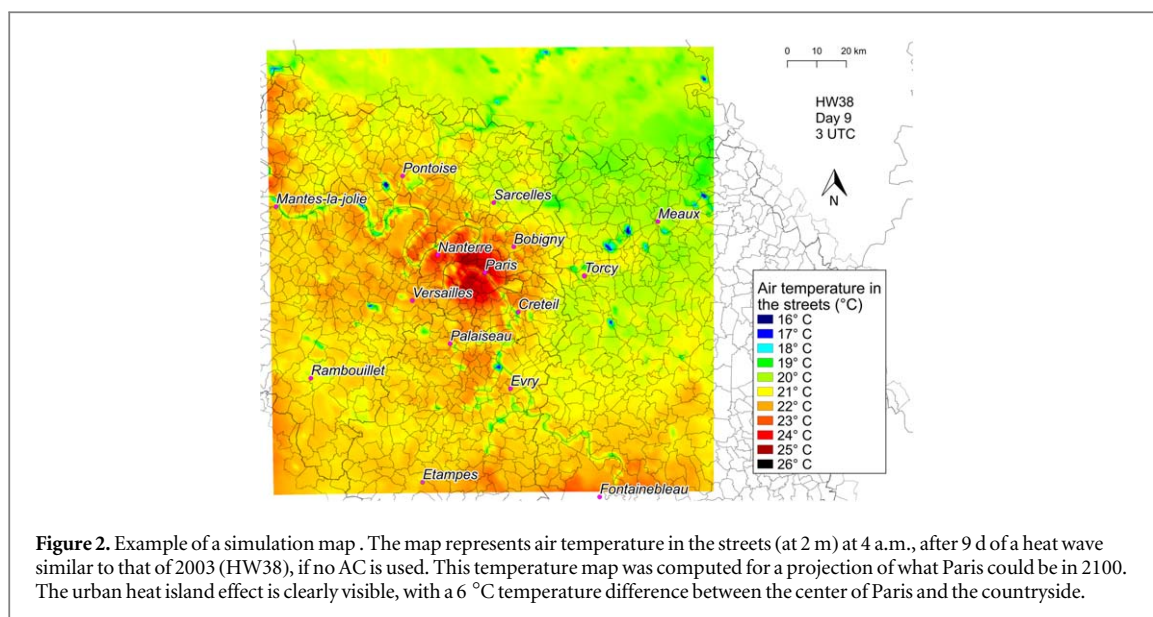
studies on heat wave risk in Paris (see section 4 of supplementary information is available online at stacks.iop.org/ERL/15/075006/mmedia) [42, 43]. This database implements a statistical method to extract the probability of the occurrence of heat waves in Paris, together with their characteristics (intensity and duration), from 9 regional climate model projections under a median greenhouse gas emission scenario.

Figure 1 presents results from this work. By the end of the century, the frequency and intensity of heat waves are projected to increase markedly. Whereas in 1960–1989, the period with which heat waves returned in the Paris region was about 9 years, at the end of the present century (2070–2099), one or two heat waves can be expected every year. Heat wave durations will also increase, from 5 to 8 d (interquartile range) in 1960–1989 to 6–12 d at the end of the 21st century. Heat waves with exceptional durations (e.g. of 5 weeks) can also be found in the simulations for the end of the century [41].

2.2. Modelling framework

To simulate the heat island effect and potential future air temperature distribution in Paris during these heat waves, and for different city development scenarios, we use an integrated framework gathering together a physically based urban climate model, a building energy model and a land-use/transport interaction model (see Masson *et al* 2014, Lemonsu *et al* 2015 and Daniel *et al* 2016 for more information on this framework) [42–44]. This modelling chain is run over a 100 km by 100 km grid (1 km resolution) centered on the city of Paris.

The land-use/transport interaction model is Nedum-2D, a simulation model of urban expansion [45, 46]. Based on a demographic and a socio-economic scenario, and on two scenarios about future



urban land-use regulations, it simulates scenarios of urban expansion and the distribution of the population in the Paris urban area over the 21st century. Here, as our reference scenario for urban development, we use a scenario assuming that city growth, from now until 2100, will follow current trends in terms of density decrease, and that population growth will be moderate (see supplementary information section 2 for more information on the model and the scenario).

The urban climate model is TEB-SURFEX (section 5 of supplementary information) [47]. It is a physical urban weather model that simulates heat and water exchanges between a city and the atmosphere. Taking land cover and building characteristics across the Paris urban area as inputs, it simulates the effect of the urban heat island on air temperature and humidity in the streets in the different scenarios. It is run at hourly resolution.

Finally, TEB-SURFEX includes a building energy model, based on Energy Plus, which simulates air temperature inside buildings and energy use for AC (section 5 of supplementary information) [44, 48, 49]. To obtain conservative estimates for AC consumption, we use optimistic assumptions for the efficiency of air conditioners. As limiting the use of low efficiency AC equipment is now widely advocated (e.g. by IEA or Worldbank) and as technical progress can continue, we decided to consider that everybody would be using AC systems with an energy efficiency ratio slightly higher than the best equipment available today (energy efficiency ratio between 12 and 15, see supplementary section 7.1).

Details of the models and the scenarios are presented in the supplementary information.

2.3. Consequence of heat on health and comfort

The consequences of heat on health and comfort can be estimated using indexes such as the universal

thermal climate index (UTCI), which takes temperature, humidity and sunlight exposure into account [50]. Discomfort and impact on health differ widely between individuals, but they are statistically observed, generally, when this index becomes higher than 26 °C (medium heat stress conditions), and become notably more pronounced when this index rises beyond 32 °C (high heat stress conditions) [51]. The impact on health is especially related to the duration of the exposure to heat, and we therefore measure heat wave impacts by the duration, each heat wave day, spent under high heat stress conditions, averaged over the city population [52, 53].

3. Results

3.1. Air temperature in the streets and inside buildings if no AC is used

Figure 2 is an example of the simulation maps that we found. It shows simulated air temperature (at 2 m) in the streets at night (at 4 a.m.), for a heat wave corresponding to the average conditions that occurred during the 2003 heat wave, repeated over 9 d, and in our reference scenario for urban development in 2100. In this simulation, it is assumed that no AC is used in the city.

This map presents a simulation for a given heat wave and similar maps were simulated for all the different heat waves that we extracted from the climate projections. When averaging over these future heat waves, considering their probability of occurrence at the end of the century, we find that, in the shade in the streets, almost 15 h of each heat wave day are expected to be spent under high heat stress conditions (see supplementary section 9 for all the results). We also find that, if no AC at all is used, the result inside buildings is almost 7.5 h per day under high heat stress conditions.

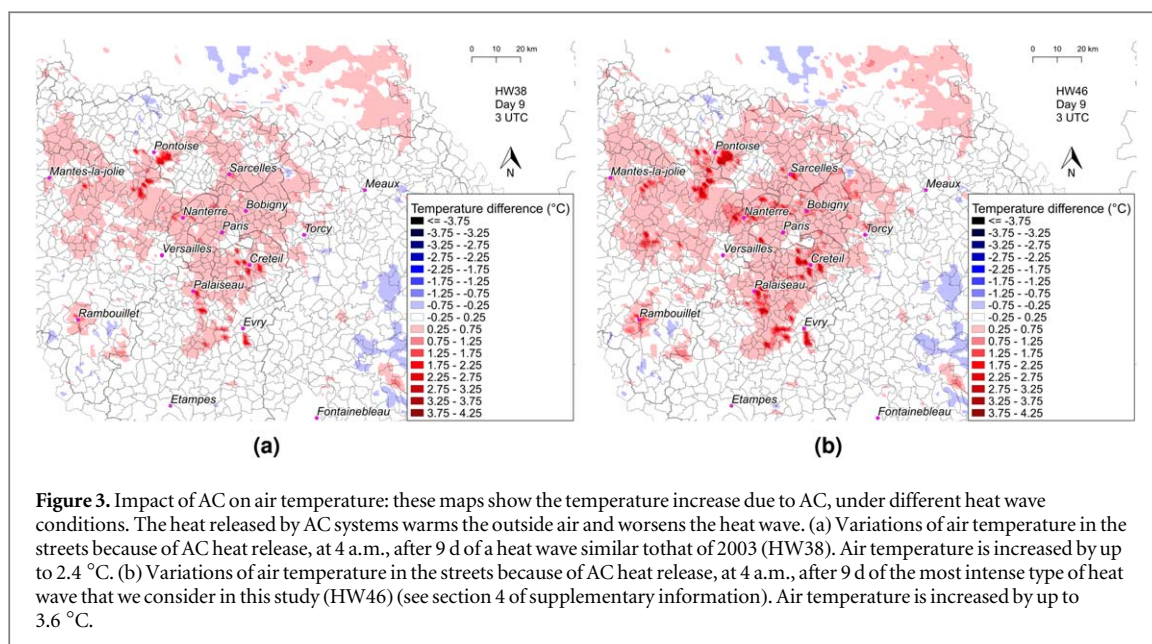


Figure 3. Impact of AC on air temperature: these maps show the temperature increase due to AC, under different heat wave conditions. The heat released by AC systems warms the outside air and worsens the heat wave. (a) Variations of air temperature in the streets because of AC heat release, at 4 a.m., after 9 d of a heat wave similar to that of 2003 (HW38). Air temperature is increased by up to 2.4 °C. (b) Variations of air temperature in the streets because of AC heat release, at 4 a.m., after 9 d of the most intense type of heat wave that we consider in this study (HW46) (see section 4 of supplementary information). Air temperature is increased by up to 3.6 °C.

3.2. AC consequences on potential energy consumption and air temperature in the streets

If we now suppose that AC is used massively to cool buildings (to maintain a temperature of 23 °C in all buildings), with an optimistic assumption for air conditioner efficiency (energy efficiency ratio ranging from 12 to 15 according to the type of building), and if the heat generated by AC systems is released into the streets, the simulations show an increase of about 1.134 TWh of extra final energy consumption per year, on average.

This is equivalent to 2.4% of current (2017) yearly electricity consumption for offices and housing in the Paris region (see supplementary information section 7). So, over an entire year, the increase is moderate. However, this estimate implicitly supposes that AC is used only during heat waves, in order to prevent the impacts of heat on health and comfort. If, after installing AC, households also decide to use it during non-heat-wave days, the extra total energy consumption over the year due to AC will be much larger than this.

It should also be highlighted that, during the heat wave, the extra potential energy consumption is far from negligible, as it is equal to 105 GWh each day. This increase is equal to 81% of the current average daily electricity consumption for offices and housing in the Paris region. Such a momentary increase could be an issue for electricity production, as well as for electricity decarbonization, as, during heatwaves, renewable energy production from wind, and solar hydropower electricity generation is often less efficient [54].

A significant degradation of external thermal comfort can also be seen in the simulations, as heat released by AC systems warms the outside air (see figure 3). The temperature increases due to AC depend on the time of day and on the characteristics of the heat wave, mainly its intensity. On average, the duration spent

under high heat stress conditions in the streets is increased by about 20 min per day because of AC.

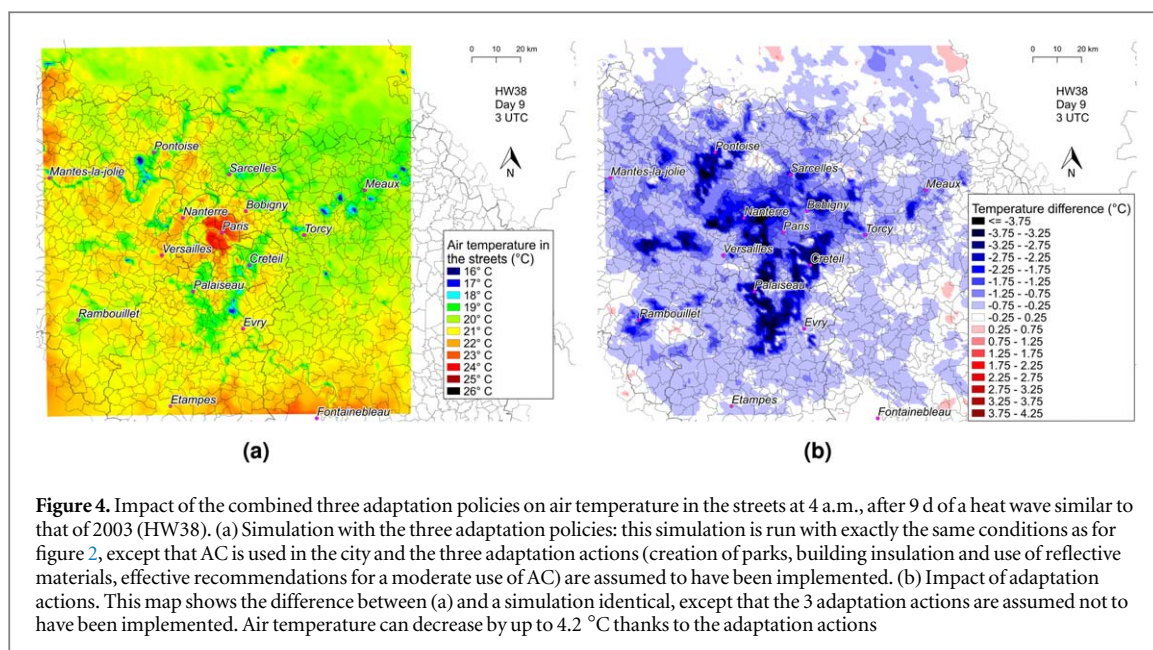
This illustrates the trade-off between indoor and outdoor air temperature: indoor air temperature can easily be kept low by AC but at the expense of outdoor temperature. Increased outdoor temperature could have many impacts on health and labor productivity for people with no AC or those working outside, and also for people working indoors in places with AC, if their homes and commuting trips are not cooled [55].

3.3. Could adaptation strategies replace AC?

To assess whether alternative adaptation strategies may help mitigate these issues, we first designed a group of ambitious adaptation actions representing a wide spectrum of potential policies. We then simulated their impact on AC use, related energy demand and external comfort degradation.

Adaptation actions can be grouped into various categories [56]. We considered actions corresponding to 3 categories (green infrastructure, physical infrastructure, and behavior) and acting at three scales (city-wide, individual building scale, and household level) (see supplementary information section 7). We did not consider actions related to crisis management, such as warning systems or targeted interventions towards particularly vulnerable people (e.g. relocation during summer time) but focused our analysis on actions aimed at improving the thermal comfort of the inhabitants.

The first action considered was a large scale urban reconfiguration policy leading to the addition of many parks and green spaces in the Paris urban area. Adding parks and green spaces is currently one of the main policies against heat waves in the climate change adaptation plans of both Paris and the surrounding region, even though such action is constrained by the high price of land in urban environments [39, 40]. To



obtain an optimistic estimate of the consequences of such policies, we assessed an ambitious action, assuming that 10% of the surface of the city was devoted to new parks. We also supposed that they were sufficiently watered during the heat waves, so that the cooling effect of the vegetation due to evapotranspiration was optimal.

The second action was a building-scale policy. French construction standards for new buildings and, to a lesser extent, for existing buildings, include requirements for comfort during heat waves since 2012 [57]. These norms should be reviewed around 2020, and there are calls to make them more stringent over time [58], even if numerous economic and policy issues make this a complex subject [59]. We suppose that strict building insulation rules and the use of reflective materials for walls and roofs are applied to all buildings of the city, here, except for historical buildings in the center of Paris.

The third action deals with behavioral changes, i.e. changes in the way people use AC [60]. As a policy, it might take the form of effective recommendations. For instance, recommendations issued by Ademe (French Environment and Energy Management Agency) advise against lowering temperatures too much when using AC. Although our reference scenario supposes that AC is used to maintain 23 °C in all buildings (see supplementary section 7.2), the adaptation action that we assess leads people to choose to maintain 28 °C in residential buildings and 26 °C in offices.

When implemented together, the three actions described above enable significant cooling of the outdoor air (by as much as 4.2 °C at night, see figures 4(a) and (b)). However, it seems difficult to rely on such actions to totally replace AC as we find that they only reduce the duration of strong thermal heat stress (UTCI temperature above 32 °C) inside buildings by

about an hour and a half (1 h 23 min) per day. A little more than 6 h per day would still have to be spent in high heat stress conditions in buildings if no AC was used at all.

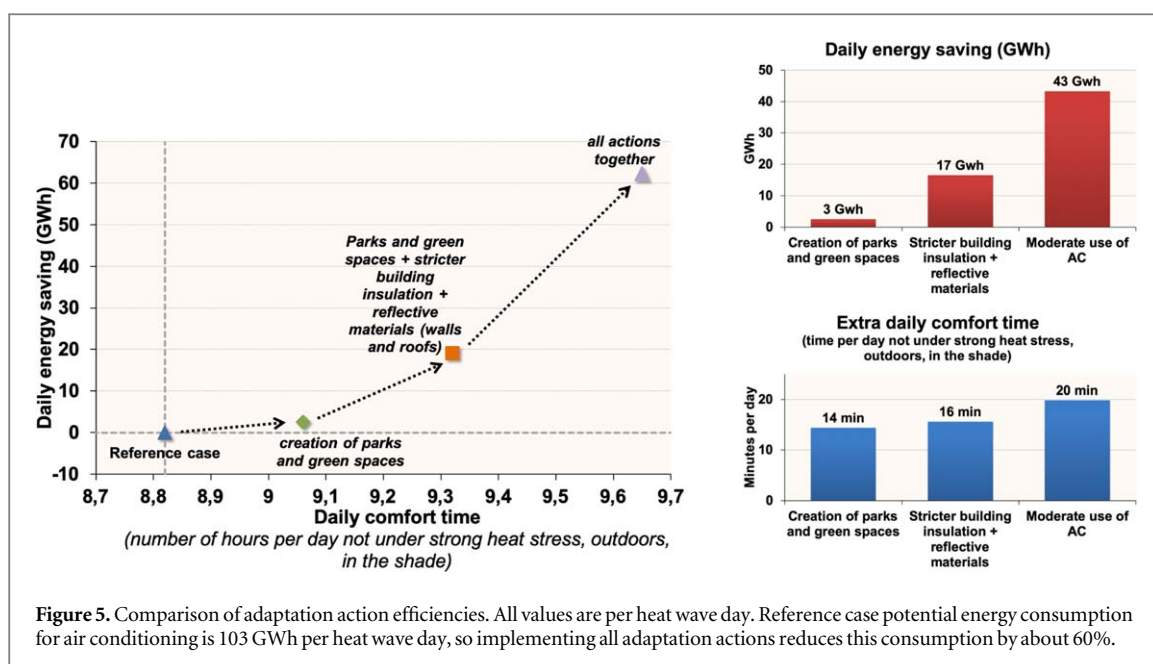
On the other hand, we also find that, when used together with AC, these actions enable its potential energy consumption to be reduced (by about 60%, see figure 5) and more than compensate for the degradation of external thermal comfort it creates in the city (see supplementary figure 12). Thus, although the actions do not seem sufficient to replace AC, they nevertheless allow large parts of its negative side-effects to be mitigated.

3.4. Consequences of each adaptation action

Figure 5 compares the impacts of the actions with respect to potential final electricity consumption for AC and to air temperature in the city (measured as outdoor average duration of heat stress per day; indoors, by hypothesis, no heat stress is experienced if AC is present).

Creating parks and green spaces across the city decreases air temperature, mainly through a direct cooling effect due to evapotranspiration. However, this effect is not sufficient to have any significant impact on potential electricity consumption for AC (−2%). It should also be noted that the cooling effect is strongly dependent on the water available for the vegetation: if we suppose that no water is available for watering during heat waves, the cooling effect becomes negligible. (It is divided by 4 in our simulation.)

The quantity of water needed may be significant: in our simulations, an average of $12.2 \times 10^6 \text{ m}^3 \text{ d}^{-1}$ is required on each heat wave day. This is of the same order of magnitude as the projected mean flow of the Seine river in 2100 ($19.9 \times 10^6 \text{ m}^3 \text{ d}^{-1}$) and larger



than the current (2009) drinkable water consumption in the Paris Region ($2.4 \times 10^6 \text{ m}^3 \text{ d}^{-1}$) [43]. The environmental impacts of watering all the parks during all heat wave days may be significant and should be taken into consideration when assessing such an action, in addition to the numerous economic, social and environmental consequences—positive or negative—of the changes in urban fabric required to create more parks and green spaces [42, 61].

Improvements in building insulation have a much greater impact on potential energy consumption for AC in buildings (-17%). They also lead to a fall of air temperature in the city due to the decrease in AC use, and to the direct modification of the urban heat island effect by the reflective roofs. Beyond heat wave days, the impacts of such an action are difficult to assess simply. A better insulation of the buildings may indeed reduce heating demand over the whole year, but the reflective roofs have a more ambiguous impact. They may increase heating demand in winter because of a loss of the passive benefits of solar warming of the roof [25].

Finally, the behavioral change (increase in AC temperature set point) has the largest impact on potential AC energy consumption (-43%), and decreases outdoor air temperature significantly (20 min less per day spent under strong heat stress) because it cancels out a large part of AC heat release into the streets. The high impacts of this action, in line with other recent studies [60, 62], highlight the importance, beyond infrastructure changes, of actions targeting behavioral changes in climate policies [63].

All three actions have similar impacts on air temperature (each improves comfort time by about 15 min) but their impacts on potential electricity consumption differ widely. This points out that choosing one indicator rather than another leads to different messages: decreasing air temperature in the city is not equivalent

to reducing AC use. Considering one or the other objective when prioritizing adaptation actions may therefore lead to different strategies.

4. Discussion and conclusion

To sum up, even though the actions that we have simulated are ambitious, they do not seem sufficient to cancel the heat stress caused by future heat waves if no AC is used. It should therefore be expected that AC will be widely used in the future in Paris and in cities with similar characteristics, if the population wants to maintain its thermal comfort during heat waves.

Over an entire year, the total energy consumed by AC during the heat waves is not extremely high, because the total duration of heat waves only represents a few weeks per year. However, during these days, the extra potential energy consumption is particularly large, and occurs at a time when wind energy production, for instance, may be difficult. It can also be reasonably expected that households will use AC during non-heat-wave days, once their house is equipped. To prevent this from leading to a future rise in greenhouse gas emissions, solutions need to be found to decarbonize the electricity used, and to globally limit AC energy use.

It should be noted that, in our simulations, we derived conservative estimates for potential energy consumption, assuming that all air conditioners would have a slightly higher efficiency than the best equipment available today. Similarly, we did not take account of the greenhouse gas emissions due to the fluids used in the air conditioners. If air conditioners were less efficient than our hypothesis or the occurrence of potential fluid leaks during air conditioner use was taken into consideration, the need to reduce AC use would be reinforced.

Although the adaptation actions analyzed here do not seem able to replace AC, they do enable the energy it requires during heat waves to be reduced by more than half. They also cancel out most of the outside air temperature increase due to the heat released by AC systems. Adequately planned adaptation strategies may thus help to limit both the reliance on AC and its negative effects. In the context of a progressively changing climate, they may also help to delay the year after which AC will be required to ensure thermal comfort and limit health impact for the majority of the population, hence limiting the cumulated energy consumption of AC. This highlights the profound link between adaptation and mitigation, and shows that adaptation may play an important role in securing a low-carbon pathway in the long term.

Data availability

The data that support the findings of this study are openly available at doi:[10.5281/zenodo.2613879](https://doi.org/10.5281/zenodo.2613879).

Code availability

The TEB model is an open source model, which can be downloaded from its website <https://opensource.umr-cnrm.fr/projects/teb>.

Acknowledgments

This study received funding from the French Agence Nationale de la Recherche through the projects VURCA (ANR-08-VULN-013), MUSCADE (ANR-09-VILL-0003), VITE (ANR-14-CE22-0013-03) and DRAGON (ANR-14-ORAR-0005). The authors are grateful to Patrice Dumas and Gaetan Giraudet, who provided helpful comments, and to Jean François Toussaint and Samuel Somot for interesting insights.

Author contributions statement

All authors carried out the computational analysis. SH initiated the study. AL and VV continued and finalized its design. AL and VV both wrote the paper.

Competing financial interests

The authors declare no competing financial interests.

References

- [1] Rappaport RA 1977 Maladaptation in social systems. *Boletín CF+ S37* (<http://habitat.aq.upm.es/boletin/n37/arrap.en.html>)
- [2] Tainter J 1988 *The Collapse of Complex Societies* (Cambridge: Cambridge University Press)
- [3] Orlove B 2005 Human adaptation to climate change: a review of three historical cases and some general perspectives *Environ. Sci. Policy* **8** 589–600
- [4] Hunt T L and Lipo C P 2012 Ecological catastrophe and collapse: the myth of 'Ecocide' on Rapa Nui (Easter Island) *PERC Research Paper No. 12/3* (<https://doi.org/10.2139/ssrn.2042672>)
- [5] Magnan A K *et al* 2016 Addressing the risk of maladaptation to climate change *Wiley Interdiscip. Rev. Clim. Change* **7** 646–65
- [6] Hallegatte S 2009 Strategies to adapt to an uncertain climate change *Glob. Environ. Change* **19** 240–7
- [7] Moser S C and Ekstrom J A 2010 A framework to diagnose barriers to climate change adaptation *Proc. Natl Acad. Sci.* **107** 22026–31
- [8] Hallegatte S, Lecocq F and De Perthuis C 2011 Designing climate change adaptation policies: an economic framework *World Bank Policy Research Working Paper Series* vol
- [9] De Cian E and Sue Wing I 2019 Global energy consumption in a warming climate *Environ. Resour. Econ.* **72** 365–410
- [10] Rastogi D, Holladay J S, Evans K J, Preston B L and Ashfaq M 2019 Shift in seasonal climate patterns likely to impact residential energy consumption in the United States *Environ. Res. Lett.* **14** 074006
- [11] Ruijven B J V, Cian E D and Wing I S 2019 Amplification of future energy demand growth due to climate change *Nat. Commun.* **10** 2762
- [12] de Munck C *et al* 2013 How much can air conditioning increase air temperatures for a city like Paris, France? *Int. J. Climatol.* **33** 210–27
- [13] Wang Y, Li Y, Sabatino S D, Martilli A and Chan P W 2018 Effects of anthropogenic heat due to air-conditioning systems on an extreme high temperature event in Hong Kong *Environ. Res. Lett.* **13** 034015
- [14] Farbotko C and Waite G 2011 Residential air-conditioning and climate change: voices of the vulnerable *Health Promotion J. Australia* **22** 13–5
- [15] Smith K R *et al* 2016 The last summer olympics? Climate change, health, and work outdoors *Lancet* **388** 642–4
- [16] Stott P A, Stone D A and Allen M R 2004 Human contribution to the European heatwave of 2003 *Nature* **432** 610–4
- [17] Stott P A *et al* 2011 Single-step attribution of increasing frequencies of very warm regional temperatures to human influence *Atmos. Sci. Lett.* **12** 220–7
- [18] Oudin Åström D, Forsberg B, Ebi K L and Rocklöv J 2013 Attributing mortality from extreme temperatures to climate change in Stockholm, Sweden *Nat. Clim. Change* **3** 1050–4
- [19] Fischer E M and Knutti R 2015 Anthropogenic contribution to global occurrence of heavy-precipitation and high-temperature extremes *Nat. Clim. Change* **5** 560–4
- [20] King A D, van Oldenborgh G J, Karoly D J, Lewis S C and Cullen H 2015 Attribution of the record high Central England temperature of 2014 to anthropogenic influences *Environ. Res. Lett.* **10** 054002
- [21] Mitchell D *et al* 2016 Attributing human mortality during extreme heat waves to anthropogenic climate change *Environ. Res. Lett.* **11** 074006
- [22] Sparrow S *et al* 2018 Attributing human influence on the July 2017 Chinese heatwave: the influence of sea-surface temperatures *Environ. Res. Lett.* **13** 114004
- [23] Barreca A, Clay K, Deschenes O, Greenstone M and Shapiro J S 2016 Adapting to climate change: the remarkable decline in the US temperature-mortality relationship over the twentieth century *J. Political Econ.* **124** 105–59
- [24] IEA 2018 The future of cooling: opportunities for energy-efficient air conditioning *Technical Report* (Paris: International Energy Agency) (<https://doi.org/10.1787/9789264301993-en>)
- [25] Akbari H *et al* 2016 Local climate change and urban heat island mitigation techniques, the state of the art *J. Civil Eng. Manage.* **22** 1–16
- [26] Kingsborough A, Jenkins K and Hall J W 2017 Development and appraisal of long-term adaptation pathways for managing heat-risk in London *Clim. Risk Manage.* **16** 73–92
- [27] Ren Z, Chen Z and Wang X 2011 Climate change adaptation pathways for Australian residential buildings *Build. Environ.* **46** 2398–412
- [28] Santamouris M, Synnefa A and Karlessi T 2011 Using advanced cool materials in the urban built environment to mitigate heat

- islands and improve thermal comfort conditions *Sol. Energy* **85** 3085–102
- [29] Hoag H 2015 How cities can beat the heat *Nature* **524** 402–4
- [30] Huang K-T and Hwang R-L 2016 Future trends of residential building cooling energy and passive adaptation measures to counteract climate change: the case of Taiwan *Appl. Energy* **184** 1230–40
- [31] Pisello A L 2017 State of the art on the development of cool coatings for buildings and cities *Sol. Energy* **144** 660–80
- [32] Stone B and Rodgers M O 2001 Urban form and thermal efficiency: how the design of cities can influence the urban heat island effect *J.-Am. Plan. Assoc.* **67** 186–98
- [33] Viegas C V, Saldanha D L, Bond A, Ribeiro J L D and Selig P M 2013 Urban land planning: The role of a Master Plan in influencing local temperatures *Cities* **35** 1–13
- [34] Masson V *et al* 2013 ‘Grand Paris’: regional landscape change to adapt city to climate warming *Clim. Change* **117** 769–82
- [35] Lambert-Habib M, Hidalgo J, Fedele C, Lemonsu A and Bernard C 2013 How is climatic adaptation taken into account by legal tools? Introduction of water and vegetation by French town planning documents *Urban Clim.* **4** 16–34
- [36] Lai D, Liu W, Gan T, Liu K and Chen Q 2019 A review of mitigating strategies to improve the thermal environment and thermal comfort in urban outdoor spaces *Sci. Total Environ.* **661** 337–53
- [37] Hémon D and Jouglé E 2004 La canicule du mois d’août 2003 en France *Rev. d’Epidémiologie Santé Publique* **52** 3–5
- [38] Pautard E 2018 Modes de vie et pratiques environnementales des Français. Analyse du Commissariat général au développement durable (Paris: French Ministry of Sustainable Development) (<https://ecologique-solidaire.gouv.fr/sites/default/files/Th%C3%A9matique%20-%20Modes%20de%20vie%20et%20pratiques%20environnementales%20des%20Fran%C3%A7ais.pdf>)
- [39] SRCAE 2012 Schema regional du climat, de l’Air et de l’Energie de l’île-de-France. Tech. Rep. Region Ile de France (http://srcae-idf.fr/IMG/pdf/12-SRCAE-IDF_Adaptation_changement_climatique_cle041782.pdf)
- [40] PCAET 2018 Plan Climat Air Energie de Paris. Tech. Rep., Ville de Paris (<https://api-site.paris.fr/images/76270>)
- [41] Lemonsu A, Beaulant A L, Somot S and Masson V 2014 Evolution of heat wave occurrence over the Paris basin (France) in the 21st century *Clim. Res.* **61** 75–91
- [42] Lemonsu A, Viguié V, Daniel M and Masson V 2015 Vulnerability to heat waves: Impact of urban expansion scenarios on urban heat island and heat stress in Paris (France) *Urban Clim.* (<https://doi.org/10.1016/j.uclim.2015.10.007>)
- [43] Daniel M, Lemonsu A and Viguié V 2016 Role of watering practices in large-scale urban planning strategies to face the heat-wave risk in future climate *Urban Clim.* **23** 287–308
- [44] Masson V *et al* 2014 Adapting cities to climate change: a systemic modelling approach *Urban Clim.* **10** 407–29
- [45] Viguié V and Hallegatte S 2012 Trade-offs and synergies in urban climate policies *Nat. Clim. Change* **2** 334–7
- [46] Viguié V and Hallegatte S 2014 Urban infrastructure investment and rent-capture potentials *World Bank Policy Research Working Paper*
- [47] Masson V 2000 A physically-based scheme for the urban energy budget in atmospheric models *Bound. Layer Meteorol.* **94** 357–97
- [48] Bueno B, Pigeon G, Norford L K, Zibouche K and Marchadier C 2012 Development and evaluation of a building energy model integrated in the TEB scheme *Geosci. Model Dev.* **5** 433–48
- [49] Pigeon G, Zibouche K, Bueno B, Le Bras J and Masson V 2014 Improving the capabilities of the Town Energy Balance model with up-to-date building energy simulation algorithms: an application to a set of representative buildings in Paris *Energy Build.* **76** 1–14
- [50] Bröde P *et al* 2012 Deriving the operational procedure for the universal thermal climate index (UTCI) *Int. J. Biometeorol.* **56** 481–94
- [51] Di Napoli C, Pappenberger F and Cloke H L 2018 Assessing heat-related health risk in Europe via the universal thermal climate index (UTCI) *Int. J. Biometeorol.* **62** 1155–65
- [52] Rocklöv J, Forsberg B, Ebi K and Bellander T 2014 Susceptibility to mortality related to temperature and heat and cold wave duration in the population of Stockholm County, Sweden *Glob. Health Action* **7** 22737
- [53] Xu Z, FitzGerald G, Guo Y, Jalaludin B and Tong S 2016 Impact of heatwave on mortality under different heatwave definitions: a systematic review and meta-analysis *Environ. Int.* **89–90** 193–203
- [54] IPCC 2014 Chapter 10: key economic sectors and services *Climate Change 2014: Impacts, Adaptation, and Vulnerability. Part A: Global and Sectoral Aspects. Contribution of Working Group II to the Fifth Assessment Report of the Intergovernmental Panel on Climate Change* ed C B Field *et al* (Cambridge, New York, NY: Cambridge University Press)
- [55] Zander K K, Botzen W J W, Oppermann E, Kjellström T and Garnett S T 2015 Heat stress causes substantial labour productivity loss in Australia *Nat. Clim. Change* **5** 647–51
- [56] Biagini B, Bierbaum R, Stults M, Dobardzic S and McNeely S M 2014 A typology of adaptation actions: a global look at climate adaptation actions financed through the global environment facility *Glob. Environ. Change* **25** 97–108
- [57] French Ministry of Environment 2012 Réglementation thermique 2012 (<https://cohesion-territoires.gouv.fr/rt2012>)
- [58] Huteau H 2016 La RT 2020 prendra-t-elle en compte le confort des habitants? *La Gaz. Communes* (<https://lagazettedescommunes.com/432435/la-rt-2020-prendra-t-elle-en-compte-le-confort-des-habitants/>)
- [59] Giraudet L-G, Bourgeois C, Quirion P and Glotin D 2018 Evaluation prospective des politiques de réduction de la demande d’énergie pour le chauffage résidentiel *Tech. Rep.* **84** 104452
- [60] Papadopoulos S, Kontokosta C E, Vlachokostas A and Azar E 2019 Rethinking HVAC temperature setpoints in commercial buildings: The potential for zero-cost energy savings and comfort improvement in different climates *Build. Environ.* **155** 350–9
- [61] Bolund P and Hunhammar S 1999 Ecosystem services in urban areas *Ecol. Econ.* **29** 293–301
- [62] Lim J and Yun G 2017 Cooling energy implications of occupant factor in buildings under climate change *Sustainability* **9** 2039
- [63] Creutzig F *et al* 2018 Towards demand-side solutions for mitigating climate change *Nat. Clim. Change* **8** 268–71