



**HAL**  
open science

## **Diversity dynamics of Devonian terrestrial palynofloras from China: Regional and global significance**

Zhen Shen, Claude Monnet, Borja Cascales-Miñana, Yiming Gong, Xianghong Dong, David M. Kroeck, Thomas Servais

### ► **To cite this version:**

Zhen Shen, Claude Monnet, Borja Cascales-Miñana, Yiming Gong, Xianghong Dong, et al.. Diversity dynamics of Devonian terrestrial palynofloras from China: Regional and global significance. *Earth-Science Reviews*, 2020, 200, pp.102967. <10.1016/j.earscirev.2019.102967>. <hal-03034272>

**HAL Id: hal-03034272**

**<https://hal.science/hal-03034272v1>**

Submitted on 2 Sep 2021

**HAL** is a multi-disciplinary open access archive for the deposit and dissemination of scientific research documents, whether they are published or not. The documents may come from teaching and research institutions in France or abroad, or from public or private research centers.

L'archive ouverte pluridisciplinaire **HAL**, est destinée au dépôt et à la diffusion de documents scientifiques de niveau recherche, publiés ou non, émanant des établissements d'enseignement et de recherche français ou étrangers, des laboratoires publics ou privés.



HAL Authorization

# Diversity dynamics of Devonian terrestrial palynofloras from China: Regional and global significance

3

4 Zhen Shen<sup>a, b</sup>, Claude Monnet<sup>b</sup>, Borja Cascales-Miñana<sup>b</sup>, Yiming Gong<sup>a,\*</sup>, Xianghong Dong<sup>c</sup>, David  
M. Kroeck<sup>b</sup>, Thomas Servais<sup>b</sup>

6

7 <sup>a</sup> State Key Laboratory of Biogeology and Environmental Geology, School of Earth Sciences,  
8 China University of Geosciences, Wuhan 430074, China

9 <sup>b</sup> Université de Lille, CNRS, UMR 8198 Evo-Eco-Paleo, F-59000 Lille, France

10 <sup>c</sup> State Key Laboratory of Freshwater Ecology and Biotechnology, Institute of Hydrobiology,  
11 Chinese Academy of Sciences, Wuhan 430072, China

12

13 \*Corresponding author.

14 Email address: [ymgong@cug.edu.cn](mailto:ymgong@cug.edu.cn) (Y.M. Gong)

15

## 16 **Abstract**

17

18 The microfossil-based pattern of the Devonian land plants of China is revised and discussed based  
19 on a newly comprehensive dataset. Such dataset compiles the chronostratigraphical distribution of  
20 1677 species belonging to 190 genera of spores and pollen from the primary literature, which  
21 recovers the fossil history of Chinese terrestrial palynofloras. From this, we describe the patterns  
22 and biodiversity dynamics using both range-based and occurrence-based data to illustrate the main  
23 fluctuations of Devonian taxonomic richness, including rarefaction for filtering out uneven  
24 sampling. Results show that the apparent terrestrial palynofloral diversity of China increases

25 progressively from the early to mid-Devonian, with a genuine Givetian peak followed by a plateau  
26 persisting during the Late Devonian. Results further suggest that sampling effects may strongly  
27 influence the perception of biodiversity trends of China, as well as that the observed Late  
28 Devonian taxonomic diversification may have been greatly overestimated. Compiled evidence is  
29 discussed on the light of the global evolution of marine-terrestrial ecosystems. We hypothesize  
30 that the rise of Devonian floras may have played a remarkable role in an oceanic oxygenation  
31 event during this Period.

32

33 **Keywords:** Miospores, Palaeobiodiversity, China, Devonian, Climate change

34

35

## 36 **1. Introduction**

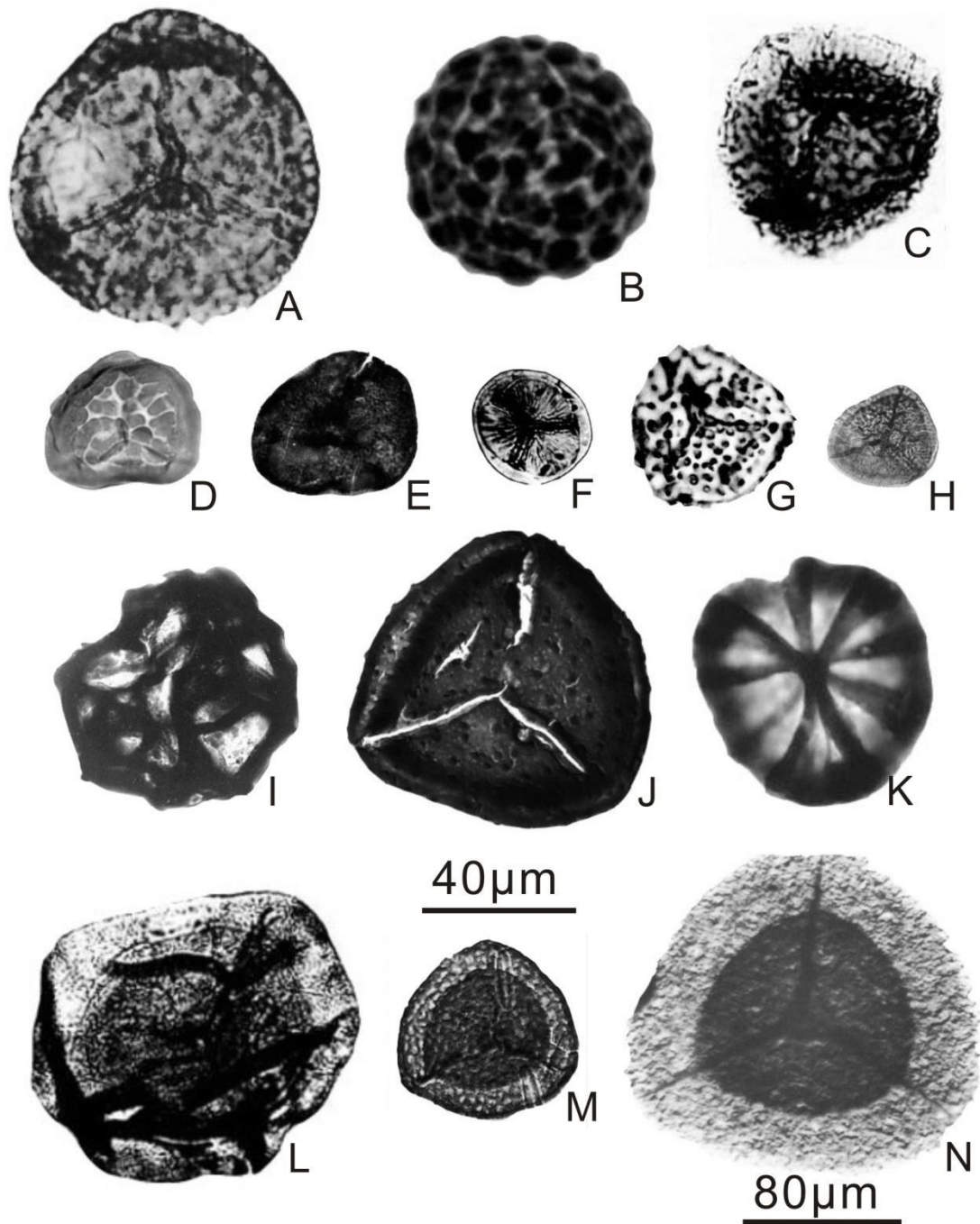
37

38 The approximately 60 million years long Devonian Period is characterized by  
39 major changes in both terrestrial and marine biospheres ([Algeo and Scheckler, 1998](#);  
40 [Cohen et al., 2013](#)). Such changes were triggered possibly by the appearance and the  
41 diversification of earliest forests, which has been considered as the ‘greening of Earth  
42 surface’ ([Giesen and Berry, 2013](#)), and by the blooms of nektonic animals (e.g. free-  
43 swimming cephalopods) in the oceans, which have been related to the ‘mid-  
44 Palaeozoic predator revolution’ ([Signor and Brett, 1984](#); [Brett, 2003](#)) or the  
45 ‘Devonian Nekton Revolution’ ([Klug et al., 2010](#)).

46 The Devonian Period was also crucial time of plant evolution, with plant  
47 palynomorph diversities (see e.g. [Fig. 1](#)) increasing steadily during the entire  
48 Devonian (see e.g. [Traverse, 2007](#) and references therein). The land plant  
49 microfossils, which are much more abundant and widespread than land plant

50 megafossils, are generally found not only in terrestrial deposits but also in near shore  
51 marine strata, and there, mixed with other palynomorphs and also with marine  
52 macrofossils, allowing accurate dating (e.g. [Streel et al., 2000](#)). This evidence has  
53 proven to be extremely useful in solving palaeogeographical, palaeoenvironmental,  
54 and biostratigraphical questions, particularly in Palaeozoic strata (e.g. [Streel et al.,](#)  
55 [2000](#)).

56



57

58 **Fig. 1** Photomicrographs of some Devonian spores. Magnification for (A)–(M) indicated by scale

59 bar under 40µm, and the (N) indicated by scale bar under 80µm. **A**, *Cymbosporites magnificus*

60 (McGregor) McGregor and Camfield, 1982, Givetian to Frasnian. **B**, *Verrucosporites nitidus*

61 Playford, 1964, Famennian. **C**, *Cristatisporites triangulates* (Allen) McGregor and Camfield,

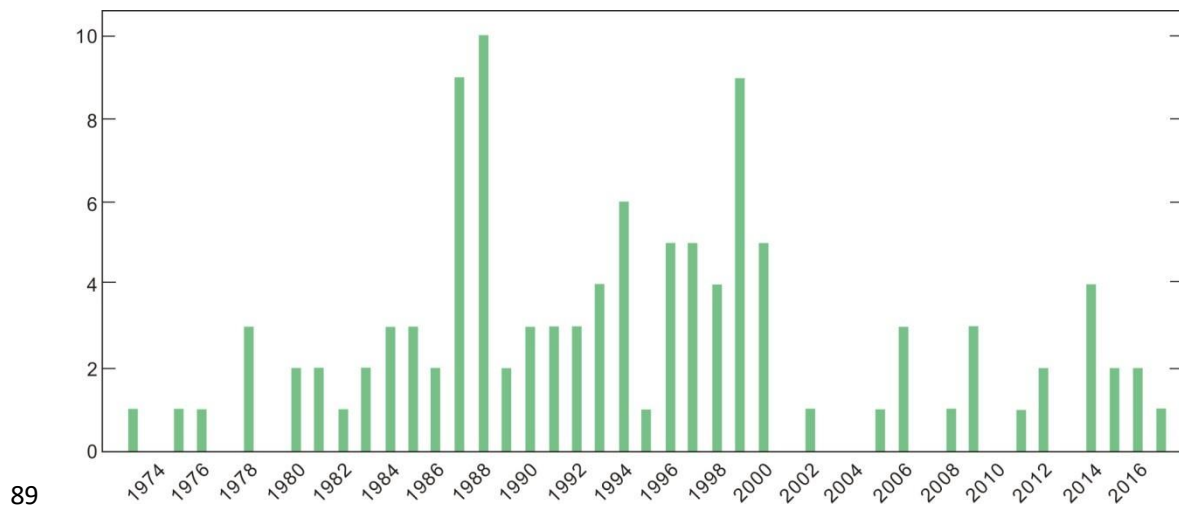
62 1982, Famennian. **D**, *Clivosispora verrucata* McGregor, 1973, Pragian to Emsian. **E**,

63 *Apiculiretusispora plicata* (Allen) Streel, 1967, Emsian. **F**, *Emphanisporites epicautus* Richardson  
64 and Lister, 1969, Lochkovian. **G**, *Streelisporea newportensis* (Chaloner and Streel) Richardson and  
65 Lister, 1969, Lochkovian. **H**, *Rugospora flexuosa* (Juschko) Streel in Becker et al., 1974,  
66 Famennian. **I**, *Knoxisporites literatus* (Waltz) Playford, 1963, Famennian. **J**, *Indotriradiates*  
67 *explanatus* (Luber) Playford, 1991, Famennian. **K**, *Emphanisporites annulatus* McGregor, 1961,  
68 Emsian. **L**, *Rhabdosporites langii* (Eisenack) Richardson, 1960, Eifelian/Givetian. **M**, *Retispora*  
69 *lepidophyta* (Kedo) Playford, 1976, Famennian. **N**, *Grandispora velata* (Eisenack) Playford, 1971,  
70 Eifelian. See Appendix B for the source of each image.

71

72 Although the first paper concerning palynology in China was already published in  
73 the 1930s (Ding, 1938), more intense palynological investigations were not performed  
74 before the 1950s (Hsü, 1950; Wang, 2009). Since then, especially after the early  
75 1970s, more than 100 scientific articles dealing with Devonian palynomorphs in  
76 China have been published. It should be noted that most results on Devonian  
77 microfossils from China were published in Chinese, with only very few papers  
78 submitted to international journals. The period between the 1970s to the 1990s was  
79 the most active interval for Devonian palynological research in China (Fig. 2).  
80 Although the taxonomic investigation and/or the biostratigraphical use of Devonian  
81 palynomorphs from China were extensively reported, very few studies summarized  
82 systematically such records (e.g. Gao, 1981; Xiong et al., 2013; Ouyang et al., 2017).  
83 In additions, discussions of the relationships between plant megafossil and/or  
84 microfossil diversity trajectories as well as the biotic-abiotic factors remain rare. More

85 recently, a monograph on Late Palaeozoic spores and pollen from China has been  
86 published by [Ouyang et al. \(2017\)](#). This latter work is a compilation of the taxonomic  
87 information extracted from the literature and it provides an essential synthesis for  
88 Upper Palaeozoic palynological research of China.



89  
90 **Fig. 2** Publication rate of articles (between 1970 and 2017) used herein for the diversity analysis  
91 of Devonian terrestrial palynofloras of China.

92

93 Although a number of papers have been published in recent years concerning the  
94 plant diversity dynamics of Devonian megafossils and spores ([Knoll et al., 1984](#);  
95 [Raymond and Metz, 1995](#); [Wang et al., 2010](#); [Gutak et al., 2011](#); [Xiong et al., 2013](#)),  
96 there are only few studies that have corrected the effects of sampling bias.  
97 Furthermore, a debate of the evolution of Devonian terrestrial biodiversities is still  
98 ongoing (see e.g. [Cascales-Miñana, 2016](#), references included).

99 In addition to a detailed overview on the progress of Chinese studies on Devonian  
100 terrestrial palynofloras, the present work is mainly focused on the plant microfossil-  
101 based diversity patterns via a sample-based rarefaction analysis. The new compilation

102 of terrestrial palynofloras presented herein, contains all spore and pollen data recorded  
103 between the latest Silurian and the earliest Carboniferous from different regions of  
104 China. This survey has yielded an inventory of 84 selected publications that  
105 demonstrated sufficient chronostratigraphical information to calibrate the occurrences  
106 of terrestrial palynofloral at the stage level, in order to identify the main biodiversity  
107 changes and outline their interactions with biotic and abiotic factors.

108108

## 109 **2. The latest Silurian–earliest Carboniferous terrestrial palynofloras of China**

110110

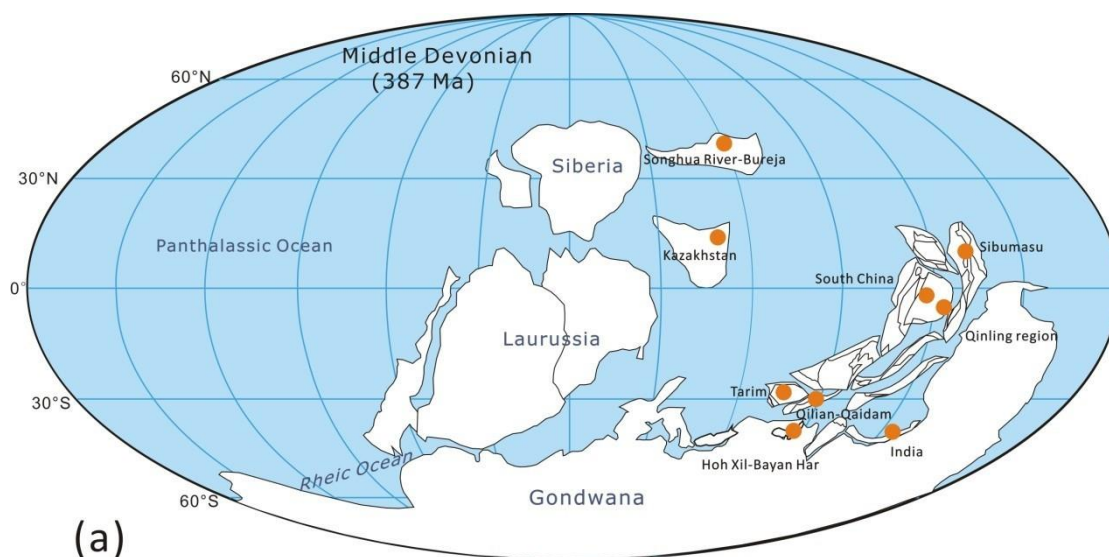
111 Currently, China is an amalgam of terranes ([Fig. 3a](#)) that during the Devonian  
112 were spreaded across the Palaeo-Asian Ocean, including a series of volcanic arcs that  
113 were intermittently linked through Siberia and Kazakhstan ([Xiao and Santosh, 2014](#)).  
114 Many Devonian outcrops are widely exposed in South China, NW China, and NE  
115 China, but not in the North China Platform that was uplifted between the Middle  
116 Ordovician and the Early Carboniferous, with only scattered marine records in its  
117 southern margin ([Ma et al., 2009](#)). On the basis of tectonic, stratigraphical and  
118 palaeontological informations, the following regions of China can be recognized  
119 during the Devonian ([Fig. 3b](#); [Liao and Ruan, 2003](#)) : (1) Junggar region (Kazakhstan  
120 plate), (2) Hinggan region (Songhua River-Bureja plate), (3) Tarim region (Tarim  
121 plate), (4) Qilian-Qaidam region (Qilian-Qaidam plate), (5) Qinling region, (6) South  
122 China region (South China plate), (7) Western Yunnan region (Sibumasu plate) and  
123 (8) Himalaya region (India plate). From all these areas, South China has provided the

124 large majority of published studies on Devonian palynomorphs (Appendix A).

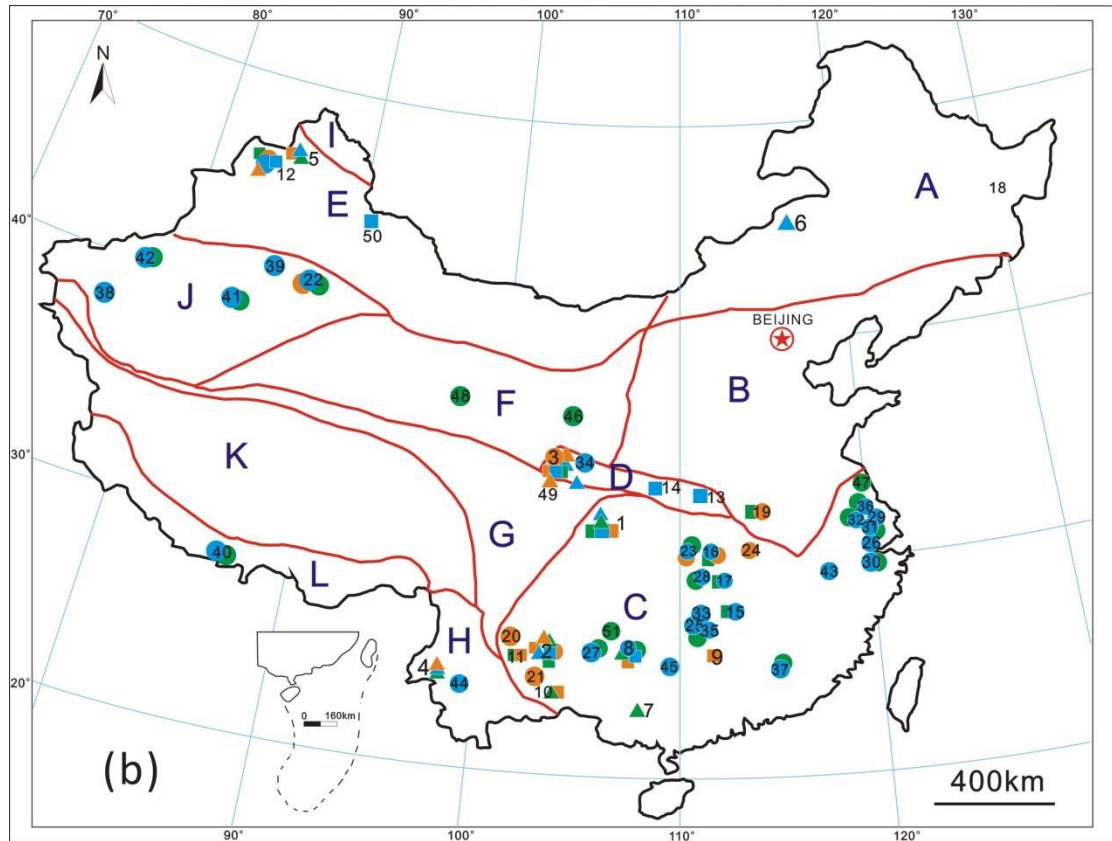
125 **Figure 4** depicts the Devonian stratigraphical framework of selected areas of  
126 China. In addition to the 84 references (**Fig. 5**) used for the miospore diversity  
127 analysis, other references without detailed statistical significance are also listed in the  
128 present study. These publications provide a mass of supplementary information, from  
129 numerous additional fossil localities (**Bharadwoj et al., 1973; Lu, 1980b, 1994b; Gao,**  
130 **1981, 1987, 1988c, 1988d, 1988e, 1989b, 1991b, 1991c, 1999b; Ye, 1986; Gao and**  
131 **Liu, 1988; Ouyang and Chen, 1989; Pei, 1992; Zhu and Zhan, 1996; Zhu and Zhao,**  
132 **1998; Zhu et al., 1999; Ouyang, 2000; Su and Huang, 2000; Wang, 2001; Zhang,**  
133 **2006; Zhu et al., 2015).**

134

135



136



137

138 **Fig. 3 (a)** Devonian palaeogeographical map (modified from [Boucot et al., 2013](#)) showing the  
 139 location of the plates where Chinese terrestrial palynofloras have been recorded. **(b)** Reported  
 140 terrestrial palynofloral localities from the Pridolian to the Tournaisian on the map of China,  
 141 superimposed by the palaeoplate boundaries (modified from [Ma et al., 2009](#)). **A:** Songhua River-  
 142 Bureja plate; **B:** North China plate; **C:** South China plate; **D:** Qinling Region; **E:** Kazakhstan plate;  
 143 **F:** Qilian-Qaidam plate; **G:** Hoh Xil-Bayan Har plate; **H:** Sibumasu plate; **I:** Siberia plate; **J:** Tarim  
 144 plate; **K:** Tibet plate; **L:** India plate. Various symbols represent the stages from the Pridolian to the  
 145 Tournaisian (see Appendix B for detail).

System	Series	Stage	South central Guangxi (7)	Eastern Yunnan (2)	South of Jiangsu (31)	Western Hubei, (16) Northwest Hunan(17)	Northern Zhejiang (30)	Southern Guizhou (8)	Western Yunnan (4)	Central Hunan (33)	Jiangxi (37)	Heilong-jiang (18)	Western Qinling (3,34)	Tarim, Xinjiang (38,42)	Junggar, Xinjiang (5,12)	Inner-Mongolia (6)	Nyalam, Tibet (40)	Series	Sichuan (17)
Ca.	Mi.	Tou.																	
Devonian	Upper	Fa.	Rongxian	Zhaijieshan	Leigutai	Tizikou	Xihu	Gelaohu	Dujiacun	Mengongao	Fanxia		Douhui-shan	Bachu	Honggu	Angeeryin-wulia	Zhangdong	Maoba	
		Fr.	Gubi	Yidade	Guan-shan	Xiejingsi		Wangcheng-yuoling	Heyuan-zhai	Shaodong	Sanmentan		Caoku-hai	Qizilafu	Honggu				Shawozi
	Middle	Gi.	Mintang	Shuang-shuanghe	Yuntaiguan			Dushan	Shetian-qiao	Qiziqiao	Yunshan		Pulai	Zhulu-mute	Cailun-guoshao				Xiaolingpo
		Ei.	Najiao	Chuan-dong				Malutang	Tiaoma-jian	Banshan			Helial	Hujiershan	Zhifang	Taerba-gete			Guanwu-shan
Lower	Em.	Yujiang					Bangzhai	Xibiantang	Yuankou			Lower	Lure	Dangduo				Yangmaba	
	Pr.	Nagaoling					Longdong-shui	Shabajiao				Upper	Gala					Ertaiqi	
	Lo.	Lianhua-shan					Shuijaping	Wangjiacun				Lower	Putonggou					Xiejawan	
Si.	Pri.																	Canxi	

146146

147 **Fig. 4** Devonian stratigraphical framework of selected section areas from China. The  
 148 representative locality numbers are the same as used in Fig. 3b. Stratigraphical information from:  
 149 South central Guangxi (Cheng and Hou, 2000; Pan et al., 1978); Eastern Yunnan (Xu and Gao,  
 150 1991, 1994; Wang, 1994); South of Jiangsu (Cheng and Hou, 2000); Western Hubei and Northeast  
 151 Hunan (Pan et al., 1978; Feng, 1984; Gao and Zhong, 1984); Western Zhejiang (Cheng and Hou,  
 152 2000); Southern Guizhou (Pan et al., 1978; Gao and Hou, 1975); Western Yunnan (Gao, 1999a);  
 153 Central Hunan (Wang, 1996; Geology and mineral bureau of Hunan, 1988); Jiangxi (Pan et al.,  
 154 1978; Wen and Lu, 1993); Heilongjiang (Ouyang, 1984); Western Qinling (Cao et al., 1984; Su  
 155 and Huang, 2000); Tarim, Xinjiang (Zhu, 1998; Zhu et al., 2000); Junggar, Xinjiang (Gong and  
 156 Zong, 2015; Geology and mineral bureau of Xinjiang Uygur autonomous region, 1982); Inner  
 157 Mongolia (Gao, 1996a); Nyalam, Tibet (Gao, 1983a, 1986); Longhuashan, Sichuan (Hou et al.,  
 158 1988). Si.: Silurian; Pri.: Pridoli Series (Pridolian stage).

159159

160160

161 2.1. Pridoli (Late Silurian)

162162

163 Six papers concern spore taxa from the Pridolian stage (latest Silurian Pridoli

164 Series) (Gao, 1993, 1996b; Gao and Ye, 1987; Fang et al., 1994; Tian and Zhu, 2009;

165 Tian et al., 2011). In Junggar, Gao (1993) reported Late Silurian–Early Devonian  
166 miospores, together with few acritarchs and chitinozoans from the Shaerbuerti  
167 mountain, Western Junggar (Fig. 3b, location 12). Four miospore zones were  
168 established on the basis of the distribution regularities and evolutionary features. In  
169 ascending order, they are *Synorisporites dittonensis*–*Apiculiretusispora spicula* (DS);  
170 *Emphanisporites micronatus*–*Streelispora newportensis* (MN); *Chelinospora*  
171 *cassicula*–*Perotriletes subitus* (CS); *Grandispora sp.*–*Apiculatasporites microconus*  
172 (CM), the Silurian-Devonian boundary (SDB) being placed between the DS and MN  
173 miospore zones. In western Yunnan, Gao (1996b) described sixty-five spore and  
174 acritarch species from Silurian–Early Devonian levels from the Niushiping,  
175 Xiangyangsi, and Wangjiacun formations in Shidian, west Yunnan (Fig. 3b, location  
176 4). Three spore assemblage zones were established in ascending order:  
177 *Apiculiretusispora spicula*–*Emphanisporites neglectus* (SN, Late Silurian),  
178 *Synorisporites verrucatus*–*Streelispora newportensis* (VN, Early Devonian), and  
179 *Breconisporites breconensis*–*Cymbosporites dittonensis* (BD, Early Devonian). In  
180 western Qinling, Gao and Ye (1987) documented the first time the spore assemblages  
181 from the Late Silurian-Devonian time interval, including 47 spore genera and a few  
182 acritarchs and scolecodonts from Diebu, Gansu and Ruoergai, Sichuan. In eastern  
183 Yunnan (Fig. 3b, location 2), Fang et al. (1994) identified some spore taxa from the  
184 Yulongsi Formation and discussed the geological age of this formation from Qujing,  
185 Yunnan. The authors argued that the SDB should be at the top of the Yulongsi  
186 Formation or at the base of the Xiaxishancun Formation. Subsequently, Tian and Zhu

187 (2009) and Tian et al. (2011) reported the new discoveries of the Late Silurian–Middle  
188 Devonian interval from eastern Yunnan. Four spore assemblage zones from the Late  
189 Silurian to the Early Devonian were proposed in ascending stratigraphical order:  
190 *Ambitisporites dilutus*–*Apiculiretusispora synorea* (DS; late Ludfordian to early  
191 Pridolian); *Synorisporites verrucatus*–*Apiculiretusispora plicata* (VP; Pridolian);  
192 *Apiculiretusispora minuta*–*Leiotriletes ornatus* (MO; Lochkovian), and  
193 *Verrucosisporites polygonalis*–*Dibolisporites wetteldorfensis* (PW; Pragian) (Tian et  
194 al., 2011).

195

## 196 2.2. Early Devonian

197

198 There are a total of 22 papers discussing Early Devonian spores from China (e.g.  
199 Gao and Hou, 1975; Lu and Ouyang, 1976; Gao, 1978, 1983b, 1984, 1988a, 1993,  
200 1996a, 1996b, 1997; Pan et al., 1978; Lu, 1980a; Gao and Ye, 1987; Gao and Wang,  
201 1990; Fang et al., 1994; Wang, 1994; Tian and Zhu, 2005, 2009; Huang, 2009; Tian et  
202 al., 2011; Wellman et al., 2012; Huang et al., 2016). The records that have been  
203 mentioned above are no longer discussed in detail in the following paragraphs.

204

### 205 2.2.1. South China region

206 A total of 17 publications deal with Early Devonian miospore assemblages. The  
207 research area concentrates on the Guizhou, Yunnan, Guangxi, Sichuan, and Hunan  
208 provinces. In Guizhou, two papers were published: Gao and Hou (1975) and Gao  
209 (1983b) studied the Lower to the Middle Devonian spore assemblages from southern

210 Guizhou (Fig. 3b, locations 8 and 27), and distinguished four assemblage zones. As a  
211 result, the Danlin Formation was considered Pragian-Emsian in age, and the  
212 Longdongshui Formation was attributed to the early Middle Devonian.

213 The Lower Devonian strata of eastern Yunnan have received wide attention for  
214 their non-marine to marine sediments. The studied strata dealing with Lower  
215 Devonian spore assemblages are as follows: Xujiachong Formation (Lu and Ouyang,  
216 1976; Lu, 1980a; Gao, 1983b; Wellman et al., 2012), Cuifengshan Group (Pan et al.,  
217 1978), Guijiatun Formation (Gao, 1984), Xiaxishancun Formation (Fang et al., 1994;  
218 Gao, 1983b), and Pojiao Formation (Gao, 1983b). Wang (1994) studied the spore taxa  
219 from Wenshan, Yunnan (Fig. 3b, location 10) and established two palynomorph  
220 assemblage zones in the Posongchong (Pragian) and Pojiao formations (Emsian), i.e.,  
221 *Apiculiretusispora plicata*–*Dictyotriletes emsiensis* (PE), and *Dibolisporites*  
222 *eifeliensis*–*Camarozonotriletes sextantii* (ES), respectively. Tian and Zhu (2005)  
223 investigated the spore assemblages and the biozones from the Longhuashan  
224 (Xujiachong), and Xichong formations in Qujing, Yunnan, with two spore assemblage  
225 zones proposed in ascending order, i.e., *Retusotriletes rotundus*–*Apiculiretusispora*  
226 *plicata* (RP; Longhuashan Formation), and *Archaeozonotriletes variabilis*–  
227 *Cymbosporites magnificus* (VM; Xichong Formation). Tian and Zhu (2005) placed  
228 the Longhuashan Formation between the middle Pragian and the lower Emsian, while  
229 the upper member of the Xichong Formation was thought to belong to the late  
230 Givetian to early Frasnian interval. Based on the dispersed spore assemblages  
231 recovered from the Xujiachong Formation in Qujing, Yunnan, Wellman et al. (2012)

232 discussed the age, palaeoenvironment, as well as the biotas, and considered that the  
233 assemblages approximately correspond to the early Pragian–Emsian *Verrucosisporites*  
234 *polygonalis*–*Dictyotriletes emsiensis* assemblage zone of the Old Red Sandstone  
235 continent and adjacent regions (Richardson and McGregor, 1986).

236 In the Longmenshan area, Sichuan (Fig. 3b, location 1), three studies have  
237 mentioned Early Devonian spores. Gao (1988a) summarized the characteristics of a  
238 total of 148 species (including 32 new species and seven new combinations) assigned  
239 to 35 genera from the Pingyipu Group and the Bailiuping Formation. Huang (2009)  
240 explored the spores records from the Lower Devonian Guixi Formation and suggested  
241 that they might belong to the ‘Gedinnian’ establishing the *Acinosporites*  
242 *acanthomammillatus*–*Dictyotriletes gorgoneus* (AG) Biozone. More recently, Huang  
243 et al. (2016) investigated the spore assemblages from the Lower Devonian Guixi,  
244 Muerchang, Guanyinmiao, Guanshanpo formations, and from the Middle Devonian  
245 Jinboshi Formation, and established three spore assemblages in ascending order:  
246 *Retusotriletes rotundus*–*Calamospora panacea* (RP; Lochkovian), *Synorisporites*  
247 *downtoniensis*–*Verrucosisporites scurrus* (DS; Pragian–early Emsian), and  
248 *Densosporites inaequus*–*Grandispora inculta* (II; Eifelian–early Givetian).

249 In addition to the areas discussed above, palynomorphs were also reported from  
250 Hunan and Guangxi. In southern Hunan (Fig. 3b, location 9), Gao and Wang (1990)  
251 examined the spore assemblages from the Lower Devonian Yuankou Formation, in  
252 which 22 genera and 44 species and variations were figured in a stratigraphical  
253 column. The authors believed that the age of the assemblage would be ‘Siegenian.’ In

254 Guangxi (Fig. 3b, location 7), Gao (1978) documented the spore assemblages and a  
255 small number of acritarchs from Hengxian County, and compared the spore  
256 composition to those of European and north African countries. Finally, Gao (1978)  
257 determined the age of the spore assemblages based on other fossil groups, such as  
258 brachiopods, coral reefs, and fish.

259259

#### 260 2.2.2. Western Yunnan region

261 In western Yunnan (Fig. 3b, location 4), only a single report has been published by  
262 Gao (1996b), who analyzed the spore assemblages of the Late Silurian to the Early  
263 Devonian from Shidian County, and who established the *Apiculiretusispora spicula*–  
264 *Emphanisporites neglectus* (SN), *Synorisporites verrucatus*–*Streelispora*  
265 *newportensis* (VN), and *Breconisporites breconensis*–*Cymbosporites dittonensis* (BD)  
266 zones from the Niushiping (Pridolian), Xiangyangsi (Lochkovian), and Wangjiacun  
267 formations (?Pragian), respectively.

268

#### 269 2.2.3. Junggar region

270 See above.

271

#### 272 2.2.4. Hinggan region

273 Only a single paper has been published from this region. Gao (1996a) studied the  
274 palynomorph assemblages including spores, acritarchs, and scolecodonts from the  
275 Baruntehua Formation in Wuzhumunqi Qi, Inner Mongolia. He considered the  
276 palynomorphs of the lower part of the Baruntehua Formation to be very similar to  
277 those from the ‘Gedinnian’ of Europe and North America.

278

279 2.2.5. *Qinling region*

280 Gao and Ye (1987) described taxonomically the Early to Late Devonian  
281 palynomorphs of the Dangduogou section of Diebu County (Fig. 3b, location 3) and  
282 established six spore assemblage zones, in ascending order: *Streelispora*  
283 *newportensis*–*Ambitisporites dilutus* (ND), *Reticulatisporites emsiensis*–*Clivosispora*  
284 *verrucata* (EV), *Rhabdosporites langii*–*Grandispora velata* (LV), *Densosporites*  
285 *devonicus*, and *Convolutispora crenata*, *Archaeozonotriletes* spp.

286286

287 2.3. *Middle Devonian*

288288

289 21 references so far have recovered spores of the Middle Devonian in China (e.g.  
290 Gao and Hou, 1975; Lu and Ouyang, 1978; Lu, 1980a, 1988, 1997b; Gao, 1983b,  
291 1989a; Gao and Zhong, 1984; Ouyang, 1984; Gao and Ye, 1987; Xu and Gao, 1991,  
292 1994; Tian and Zhu, 2005, 2009; Gao et al., 2006, 2009; Zhu et al., 2008; Xu et al.,  
293 2012, 2014; Huang et al., 2016; Marshall et al., 2017).

294

295 2.3.1. *South China region*

296 The research on spore taxa of the Middle Devonian in South China is mainly  
297 concentrated in eastern Yunnan, from the counties of Luquan (Marshall et al., 2017)  
298 and Zhanyi (Lu and Ouyang, 1978; Lu, 1988). In eastern Yunnan, Xu and Gao (1991,  
299 1994) studied the miospores and megaspores and their stratigraphical significance of  
300 the Middle and Late Devonian time interval, with four spore assemblage zones  
301 established in ascending order: *Calyptosporites velatus*–*Rhabdosporites langii* (VL;  
302 Chuandong Formation; Eifelian), *Archaeozonotriletes variabilis*–*Calyptosporites*

303 *proteus* (VP; Haikou Formation; Givetian), *Geminospora lemurata*–*Cristatisporites*  
304 *triangulatus* (LT; Haikou Formation; Givetian), and *Archaeoperisaccus ovalis*–  
305 *Lagebicula bullosum* (OB; Yidade Formation; Frasnian).

306 The Middle Devonian miospores are known also in other regions, for instance,  
307 from the Hunan and Hubei provinces. The spore assemblages from the Yuntaiguan,  
308 Huangjiadeng (Fig. 3b, locations 16 and 28), and Tizikou formations (Fig. 3b,  
309 locations 16 and 28) were discussed by Gao and Zhong (1984) and Gao (1989a). The  
310 Yuntaiguan Formation (Fig. 3b, location 16) was later attributed to the Givetian by  
311 Gao (1989a).

312

### 313 2.3.2. Qinling

314 Only two papers have been published from this area. In addition to Gao and Ye  
315 (1987) (see above), Gao et al. (2009) discussed the age of the spores that he collected  
316 from the Sanhuashi and Xixiang groups, Shaanxi Province (Fig. 3b, location 14). The  
317 fossil assemblages of possible Middle Devonian age can be roughly correlated with  
318 the spores in regions of South China, Europe, and North America.

319319

### 320 2.3.3. Junggar

321 In addition to the literature mentioned above (e.g. Xu et al., 2014), Xu et al. (2012)  
322 reported Middle Devonian megaspores collected from both northern Xinjiang (Fig.  
323 3b, location 12) and eastern Yunnan (Fig. 3b, location 2) and discussed their  
324 palaeogeographical and palaeoenvironmental significance. The discovery of  
325 *Verrucisporites* in both northern Xinjiang and eastern Yunnan indicates that a

326 migration path may have been present for plants between South China and Laurasia.  
327 By recording the newly collected 36 genera and 83 spore species from the Hujieersite  
328 Formation in Hoboksar (see above), and from western Junggar, Xinjiang, [Lu \(1997b\)](#)  
329 indicated that the spore assemblages belonged to Givetian. More recently, acritarch  
330 and miospore assemblages from the Ulusubasite Formation (Eifelian) in eastern  
331 Junggar ([Fig. 3b](#), locality 50) were described and their biostratigraphical and  
332 palaeogeographical implications were discussed by [Zhu et al. \(2008\)](#).

333333

#### 334 2.3.4. Hinggan region

335 [Ouyang \(1984\)](#) studied the spore microfloras collected from the upper part of the  
336 Heitai Formation in Mishan County ([Fig. 3b](#), location 18), Heilongjiang, and  
337 considered that the upper part of this formation belonged to the Givetian, while the  
338 lower part might be Eifelian in age.

339339

#### 340 2.4. Late Devonian-Tournaisian (earliest Carboniferous)

341341

342 The publications concerning the Late Devonian-Early Carboniferous interval are  
343 the most abundant, accounting for more than half of the total of all investigations. 52  
344 reports of Chinese terrestrial palynofloras have been published ([Lu, 1981, 1994a,](#)  
345 [1995, 1997a, 1999; Hou, 1982; Gao, 1980, 1983a, 1985, 1988b, 1990a, 1990b, 1991a,](#)  
346 [1992, 2015; Gao and Zhong, 1984; Liu and Gao, 1985; Chen and Ouyang, 1985,](#)  
347 [1987; Gao and Ye, 1987; Li et al., 1987; Ouyang and Chen, 1987a, 1987b; Wang et](#)  
348 [al., 1987; Yan, 1987; Yang, 1987; Cai et al., 1988; Lu and Wicander, 1988; Gao et al.,](#)  
349 [1991; Xu and Gao, 1991, 1994; Gao and Ji, 1992; Yan, 1992; Fang et al., 1993; He](#)

350 and Ouyang, 1993; Wen and Lu, 1993; Gao and Zhan, 1994; Steemans et al., 1996;  
351 Wang, 1996; Zhu, 1996, 1999a, 1999b, 2000; Zhu et al., 1998; Yang and Neves, 1997;  
352 Gao and He, 1998; Zhu and Zhao, 1999; Yang, 1999; Zhu et al., 2000; Li, 2000;  
353 Ouyang, 2003; Yang, 2003; Tian and Zhu, 2005; Gao et al., 2014; Xu et al., 2014).

354

#### 355 2.4.1. South China

356 The large majority of the studies, with more than 50% of the literature on  
357 Devonian land plant microfossils, are focused on the assemblages from South China.  
358 In addition to the above-mentioned publications, that documented Lower and/or  
359 Middle Devonian sections, other extended also into the Upper Devonian (Gao and  
360 Zhong, 1984; Xu and Gao, 1991, 1994; Tian and Zhu, 2005; Xu et al., 2014), with a  
361 total of more than thirty references reporting the Late Devonian–Early Carboniferous  
362 palynofloras of South China.

363 In Jiangsu, the occurrences of spores (including miospores and megaspores) were  
364 reported by Chen and Ouyang (1985, 1987) and Ouyang and Chen (1987a, 1987b).  
365 Other papers covering the spores of this region include Yan (1987), Cai et al. (1988),  
366 and Li et al. (1987). In the 1990s, Lu (1994a) studied the spore assemblages from the  
367 Wutong Formation from Nanjing, Jiaingsu, and established four spore assemblage  
368 zones, in ascending order: *Aneurospora asthenolabrata*–*Radiizonates longtanensis*  
369 (AL; Famennian), *Retusotriletes*–*Cymbosporites* (RC; Famennian), *Knoxisporites*–  
370 *Densosporites* (KD; Tournaisian), and *Leiotriletes crassus*–*Laevigatosporites vulgaris*  
371 (CV; Tournaisian). It is important to note that Yang's (2003) paper was the first to  
372 research the miospores from a borehole in the Lower Carboniferous from northern

373 Jiangsu (Fig. 3b, location 47), and that this area may have been at the junction of the  
374 South China and North China plates.

375 In Zhejiang, He and Ouyang (1993) presented the spore floras from Devonian–  
376 Carboniferous transitional beds of the Xihu Formation in Fuyang, Zhejiang, from  
377 where two spore zones were built, in ascending order: *Retispora lepidophyta*–  
378 *Apiculiretusispora hunanensis* (LH; Famennian), and *Dibolisporites distinctus*–  
379 *Cordylosporites papillatus* (DP; Tournaisian). In addition, Yan (1992) introduced the  
380 microfloras from the Tangjiawu Formation (Wenlockian) and Xihu Formation  
381 (Famennian) in Zhejiang and their stratigraphical division and correlation. Recently,  
382 the spore assemblage zones of the Lower Yangtze Valley area (including Anhui,  
383 Jiangsu, and Zhejiang) were systematically investigated by Gao (2015). In ascending  
384 order, they can be divided into the following zones: *Rugospora flexuosa*–*Grandispora*  
385 *cornuta* (FC; Famennian), *Vallatisporites pusillites*–*Retispora lepidophyta* (PL;  
386 Famennian), *Retispora lepidophyta*–*Verrucosisporites nitidus* (LN; Famennian),  
387 *Vallatisporites verrucosus*–*Retusotriletes incohatus* (VI; Tournaisian), *Spelaeotriletes*  
388 *pretiosus*–*Cingulizonates bialatus* (PB; Tournaisian), *Schopfites claviger*–  
389 *Auroraspora macra* (LN; Tournaisian), and *Lycospora pusilla* (PU; Visean).

390 From the Hubei and Hunan provinces, a considerable amount of literature on the  
391 palynofloral assemblages and biostratigraphy has been published (e.g. Hou, 1982; Liu  
392 and Gao, 1985; Wang et al., 1987; Yang, 1987; Gao, 1990a; Fang et al., 1993; Wang,  
393 1996; Lu, 1995, 1997a; Li, 2000). The pioneering work of the spore assemblages  
394 from the Devonian-Carboniferous Boundary (DCB) of the Xikuangshan district in the

395 Hunan province was published by Hou (1982). Subsequently, Wang (1996) discussed  
396 the DCB and spore floras from the Shaodong (Famennian) and Menggong'ao  
397 formations (Famennian and Tournaisian) in Hunan, from where four spore assemblage  
398 zones were established in ascending order: *Retispora lepidophyta*–*Apiculiretusispora*  
399 *fruticosa*(LF), *Rugospora* cf. *flexuosa*–*Retispora lepidophyta* (FL),  
400 *Lophozonotriletes excises*–*Retispora lepidophyta* (EL; Tournaisian), and *Crassispora*  
401 cf. *kosankei*–*Lycospora denticulata* (KD; Tournaisian).

402 In Jiangxi, Wen and Lu (1993) examined the Devonian–Carboniferous miospore  
403 assemblages from the Xiaomu section, Jiangxi. These authors established three spore  
404 zones in ascending order: *Acanthotriletes denticulatus*–*Apiculiretusispora rarissima*  
405 (DR; Sanmentan Formation; Famennian), *Leiotriletes macrothelis*–*Grandispora*  
406 *xiamuensis* (MX; Fanxia Formation; Famennian), and *Apiculiretusispora tenera*–  
407 *Lycospora* cf. *tenuispinosa* (TT; Huangtang Formation–Liujiatang Formation;  
408 Tournaisian). In addition, similar reports have been published from other regions, for  
409 instance Guangxi (Yang and Neves, 1997), Sichuan (Lu, 1981), and Guizhou (Gao,  
410 1991a).

411

#### 412 2.4.2. Western Yunnan

413 The miospore assemblages of western Yunnan were roughly distinguished from  
414 the uppermost Devonian and Lower Carboniferous sediments of Gengma County by  
415 Yang (1999). In ascending order, they are the *Retispora lepidophyta*, *Grandispora*  
416 *spiculifera*, and *Lycospora pusilla* zones.

417417

418 2.4.3. *Tarim*

419 The majority of the terrestrial palynofloras from the Late Devonian and earliest  
420 Carboniferous from Tarim were studied by Huaicheng Zhu and his colleagues. The  
421 reported strata encompass the Qizilafu (Famennian) and Bachu formations  
422 (Famennian) in the southern Tarim Basin (Fig. 3b, location 38) (Gao and Zhan, 1994;  
423 Zhu, 1996, 1999b; Zhu et al., 2000), the Bacan borehole 1 from Bachu County in the  
424 western Tarim Basin (Fig. 3b, location 42) (Gao and He, 1998), the Donghetang  
425 Formation from the northern Tarim Basin (Fig. 3b, locations 22 and 39) (Zhu, 1999a,  
426 2000), and the Bachu Formation of the central Tarim Basin (Fig. 3b, location 41) (Zhu  
427 et al., 1998). Zhu and Zhao (1999) reported the progress of palynological studies of  
428 the Devonian–Carboniferous in the Tarim Basin, and established seven spore  
429 assemblage zones in ascending order: *Apiculiretusispora hunanensis*–*Ancyrospora*  
430 *furcula* (HF; Famennian), *Cymbosporites* spp.–*Retusotriletes incohatus* (SI;  
431 Tournaisian), *Verrucosisporites nitidus*–*Dibolisporites distinctus* (ND; Tournaisian),  
432 *Spelaeotriletes balteatus*–*Rugospora polyptycha* (BP; Tournaisian), *Lycospora*–  
433 *Grumosisporites* (LG; Viséan), *Cyclogranisporites pressoides*–*Florinites* spp. (PS;  
434 Viséan), and *Schulzospora campyloptera*–*Schulzospora ocellata* (CO; Viséan–  
435 Namurian).

436436

437 2.4.4. *Qinling*

438 The terrestrial palynofloras from this region remain poorly known compared to  
439 other regions. In addition to Gao and Ye's (1987) study mentioned above, Gao  
440 (1990b) described the palynomorphs (including spore assemblages, a small number of

441 acritarchs and scolecodonts) from the Wangjiadian Formation in Zhangxian, Gansu  
442 (Fig. 3b, location 32), with two spore assemblage zones established, in ascending  
443 order: *Retispora lepidophyta*–*Knoxisporites literatus* (LL; Famennian), and *Retispora*  
444 *lepidophyta*–*Hymenozonotriletes explanatus* (LE; Famennian).

445445

#### 446 2.4.5. Junggar

447 In addition to Xu et al. (2014), Lu and Wicander (1988) recovered diverse  
448 palynofloras containing the spores and acritarchs from the Upper Devonian  
449 Hongguleleng Formation, Hefeng District (Fig. 3b, location 12), Xinjiang.  
450 Subsequently, Lu (1999) systematically described the diverse material from the  
451 Heishantou Formation and discussed the DCB of this area. The monograph published  
452 by Ouyang (2003) included numerous plates of the Carboniferous–Permian plant  
453 microfossils from northern Xinjiang, that are of great value for the understanding of  
454 plant microfossil evolution during this period.

455455

#### 456 2.4.6. Himalaya

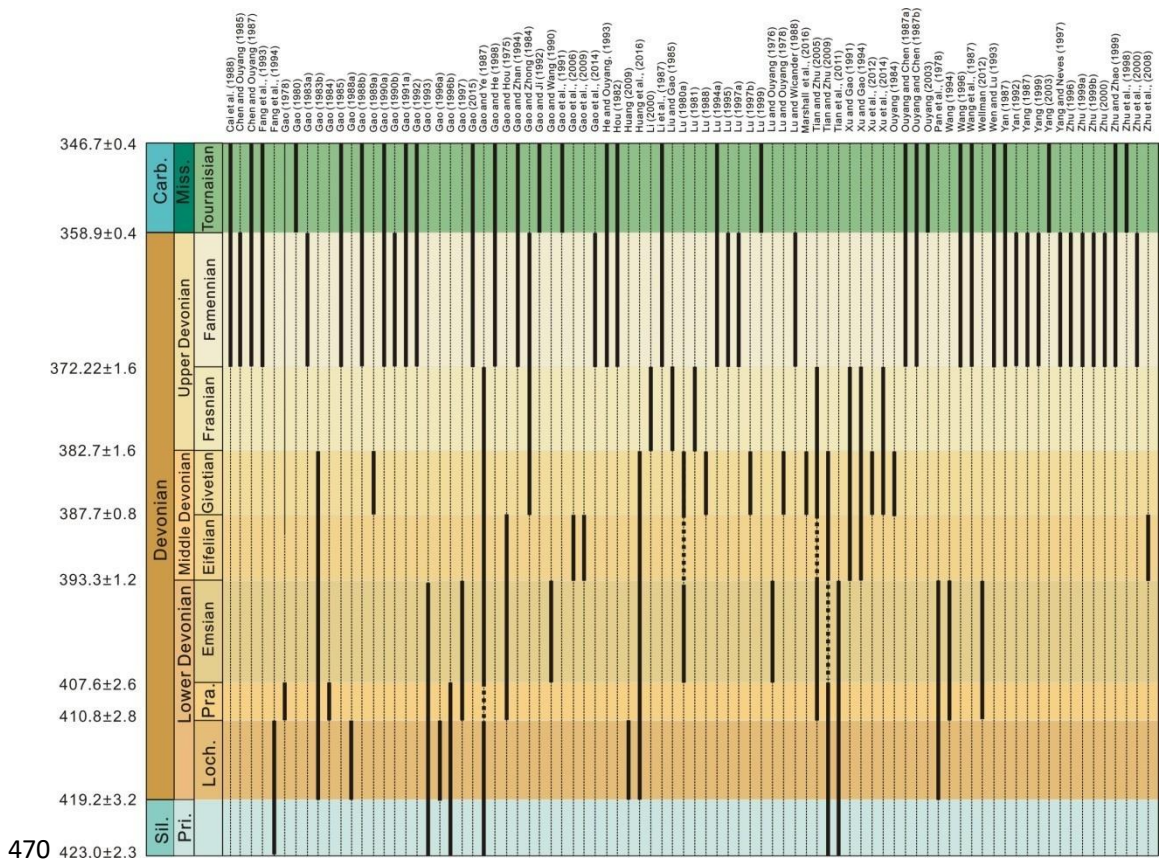
457 Gao (1983a, 1988b) investigated the Late Devonian spores and the DCB of  
458 Nyalam (Fig. 3b, location 40) in Tibet, and attributed the upper strata of the Boqu  
459 Group to the Late Devonian (Famennian). Moreover, a small number of acritarchs and  
460 scolecodonts have also been described.

461461

#### 462 2.4.7. Qilian–Qaidam Region

463 On the basis of the samples collected from the Qianheishan Formation  
464 (Tournaisian) of Jingyuan (Fig. 3b, location 46), Gansu, Gao (1980) described the

465 spore assemblages including 33 genera and 69 species, that include 14 new species  
 466 and 14 new combinations. In the 1990s, [Gao and Ji \(1992\)](#) reported the palynomorphs  
 467 from the Chuanshan (early Tournaisian) and the Qianggou Formation (middle to late  
 468 Tournaisian) and considered that they could be correlated with palynomorphs of  
 469 western Europe, Russia, North America, and other regions.



471 **Fig. 5.** Devonian stratigraphical scheme and stratigraphical ranges of palynological studies in  
 472 China used for the diversity analyses. Chronostratigraphy according to [Cohen et al., 2013](#),  
 473 updated. Carb.= Carboniferous. Loch.= Lochkovian. Miss.= Mississippian. Pri.= Pridoli. Pro.=  
 474 Pragian. Sil.= Silurian.

475475

### 476 3. New microfossil-based database of the Devonian plant diversity of China

477477

478 A comprehensive database (Appendix C) of the Pridolian-Tournaisian time  
479 interval of all terrestrial palynofloral occurrences of China is presented here.  
480 Taxonomic information in the database includes the genus name, species epithet,  
481 qualifiers of open nomenclature (such as '?', 'cf.', 'aff.'), and locality. The time  
482 calibration of the stages used for the biodiversity analysis is based on the framework  
483 established by [Cohen et al. \(2013, updated\)](#). Concerning data include plant  
484 microfossils recorded in different regions of China, including South China, Hinggan,  
485 Qinling, Junggar, Qilian-Qaidam, Western Yunnan, Tarim, and Himalaya region ([Fig.](#)  
486 [3b](#)). The Devonian palynological researchers in China have generally correlated their  
487 spore assemblages with each other and with those in Europe and North America;  
488 hence in the present study, the original biostratigraphical data ([Fig. 4](#)) are used for the  
489 database. Some species names in the original publications were harmonized to remove  
490 nomenclatural errors that might impede accurate measures of spore species-level  
491 diversity. For example, spelling mistakes in the original literature have been corrected,  
492 such as *Triletes langii*, that is here attributed to *Rhabdosporites langii* (see [Xu and](#)  
493 [Gao, 1994](#)). The final database contains 1677 species belonging to 190 genera from  
494 China. It is worth pointing out that most of the records in the Devonian database from  
495 China are concentrated in the South China plate, comprising 1285 species belonging to  
496 175 genera. The studies from other regions, such as those from Western Yunnan and  
497 Hinggan, are still relatively sparse.

498498

#### 499 **4 Processing methods**

500500

501        We have measured the diversity changes over time using both range-based data,  
502        which simply record the synthetic presence (incidence) of each taxon through the  
503        successive ordered chronostratigraphical units (i.e. a range chart), and sample-based  
504        data, which, are an exhaustive record of all taxa within all samples/beds/collections of  
505        the studied time interval. Various methods therefore have been developed (for both  
506        these range-based and sample-based data) to overcome or compensate for these  
507        biases. Nowadays, the sample-based estimators are preferred to range-based  
508        estimators for palaeobiodiversity analyses, because they allow correcting (at least  
509        partly) the predominant and unavoidable sampling bias by means of resampling  
510        (rarefaction) methods. Data analysis is run at the species and genus ranks. Such  
511        analysis is computed at the chronostratigraphical rank of the Devonian stages ([Cohen  
512        et al. 2013](#), updated) and was performed by using the free, popular, scientific  
513        environment R ([R Core Team 2018](#)) version 3.3.3 and with the package ‘ePaleo’  
514        (Monnet C, unpublished, University of Lille; for applications using this package, see  
515        [Nowak et al. 2015](#), [Amberg et al. 2016](#), or [Tetard et al. 2017](#)) version 0.7.37. Size-  
516        based rarefaction was computed with Palaeontological Statistics (PAST) v.3.06  
517        ([Hammer et al., 2001](#)).

518        The total number of taxa of a given rank of a fossil group known from each of  
519        several successive intervals of geological time is commonly used as a measure of the  
520        relative taxonomic diversity of the group during the respective time intervals ([Raup,  
521        1972](#); [Sepkoski, 1975](#)). On the basis of synthetic range data, taxa are regarded as

522 present in a stratigraphical interval in one of four possible mutually exclusive,  
523 fundamental classes (Foote, 2000; Alroy, 2010): as crossovers ranging throughout the  
524 entire interval (sampled or not in it); ranging into and going extinct in that interval  
525 (bottom boundary crossers); originating within the interval and ranging beyond its  
526 upper boundary (top boundary crossers); and as single-interval, with a range confined  
527 to an interval, meaning that they originate and go extinct within the interval.

528       Then again, depending on the relative weights according to each class of range  
529 with regard to their occurrence in and around a stratigraphical interval, several  
530 taxonomic richness indices can be calculated (Fig. 6). 1) The sampled-in-bin diversity  
531 ( $D_{sib}$ ) is the most straightforward index by providing the total count of taxa actually  
532 documented from a given stratigraphical interval, but it commonly underestimates  
533 diversity due to the incompleteness of the fossil record and sampling bias. 2) The  
534 range-through or total diversity ( $D_{rt}$ : rang-through diversity; Appendix D) is the most  
535 traditional approach by counting all actual and inferred occurrences of the considered  
536 stratigraphical bin. 3) The single-interval diversity ( $D_{sgl}$ ) counts the taxa documented  
537 in a single bin. 4) The crossover diversity ( $D_{over}$ ), in contrast to the single-interval  
538 diversity, counts taxa that are documented both before and after the considered  
539 stratigraphical interval and can be considered to roughly represent the diversity of  
540 long-ranging taxa. 5) The normalized diversity ( $D_{norm}$ ) is considered a good  
541 approximation of the mean standing diversity in a stratigraphical bin (Cooper, 2004)  
542 by summing the taxa ranging from the interval below to the interval above, plus half  
543 the number of taxa originating and/or becoming extinct within the interval, plus half

544 of those that are confined to the interval itself ([Sepkoski, 1975](#)). 6) The estimated  
545 mean standing diversity ( $D_{\text{emsd}}$ ) is similar to  $D_{\text{norm}}$ , except that this method excludes  
546 the count of single-interval taxa (see [Cooper, 2004](#)). 7) Finally, the boundary crosser  
547 diversity ( $D_{\text{btr}}$ ) is also calculated.

548 It is now well-known that the number of recovered taxa within samples highly  
549 depends on the number of collected individuals leading to the sampling bias. Unequal  
550 sample sizes can lead to an effect similar to unequal time intervals: the more sampled  
551 the interval, the higher the diversity (everything else being equal). In order to partly  
552 overcome the biases of sampling and binning and the pitfall of single-interval taxa,  
553 some diversity indices focus only on the boundary crossers (see [Foote, 2000](#)). The  
554 boundary crosser diversity straightforward counts the number of common taxa  
555 between two successive stratigraphical intervals. Since several years, the  
556 reconstruction of palaeobiodiversity trajectories emphasized the need to use sample-  
557 based over range-based data. The former data enable using resampling techniques to  
558 correct the overwhelming sampling bias. The classical approach to tackle the  
559 sampling bias was to use rarefaction ([Hurlbert, 1971](#)) to subsample all of the samples  
560 and calculate their richness at the same number of individuals (i.e. same sample size).  
561 The sample-based rarefaction analysis ([Raup, 1975](#)) was considered to be one of the  
562 best methods which have been used by many palaeontologists (e.g. [Miller and Foote,](#)  
563 [1996](#); [Shen and Shi, 2002](#)). This method can compare the fossils of sampling size of  
564 different intervals on the same scale. We used a series of species/genus rarefaction  
565 analyses to evaluate the actual effects of sampling intensities in the different intervals,

566 and to verify the variation patterns of Devonian terrestrial palynofloral diversity  
567 dynamics of China and South China. The database of the plant microfossils contains  
568 190 genera, 4568 occurrences in China, and 175 genera, 3363 occurrences in South  
569 China, respectively. The Devonian diversity trajectories were recast based on  
570 rarefaction estimates of genus richness for each time interval at a sample size of 230  
571 and 120 genus occurrences from China (Fig. 7A) and South China databases (Fig.  
572 7B).

573 Indices of origination and extinction represent, respectively, the number of  
574 species/genera originating and becoming extinct in a stratigraphical interval. The  
575 turnover in an interval is measured by the sum of origination and extinction values.  
576 These indices of taxonomic change can be calculated as including or excluding  
577 singletons, while the presence of a mass of single-interval taxa is the main cause of  
578 the diversity deviation (Chen et al., 2012). In Fig. 8, the singletons are excluded.

579 The use of stages as the stratigraphical intervals in this analysis implies that they are  
580 inevitable of different durations, which may cause partial bias, i.e., longer bins may  
581 have a higher taxonomic richness than shorter bins simply, for instance, the duration  
582 of Famennian (13.3 Myr) is over four times that of Pragian (3.2 Myr) (Cohen et al.,  
583 2013, updated). To correct for a possible bias resulting from these unequal interval  
584 lengths, rates of origination, extinction, and turnover have also been computed. They  
585 are equal to the origination, extinction and turnover indices divided by the stage  
586 duration in Myr (from Cohen et al., 2013, updated).

587587

**588 5. Main diversity fluctuations detected in the Devonian plant microfossil record**  
**589 of China**

590590

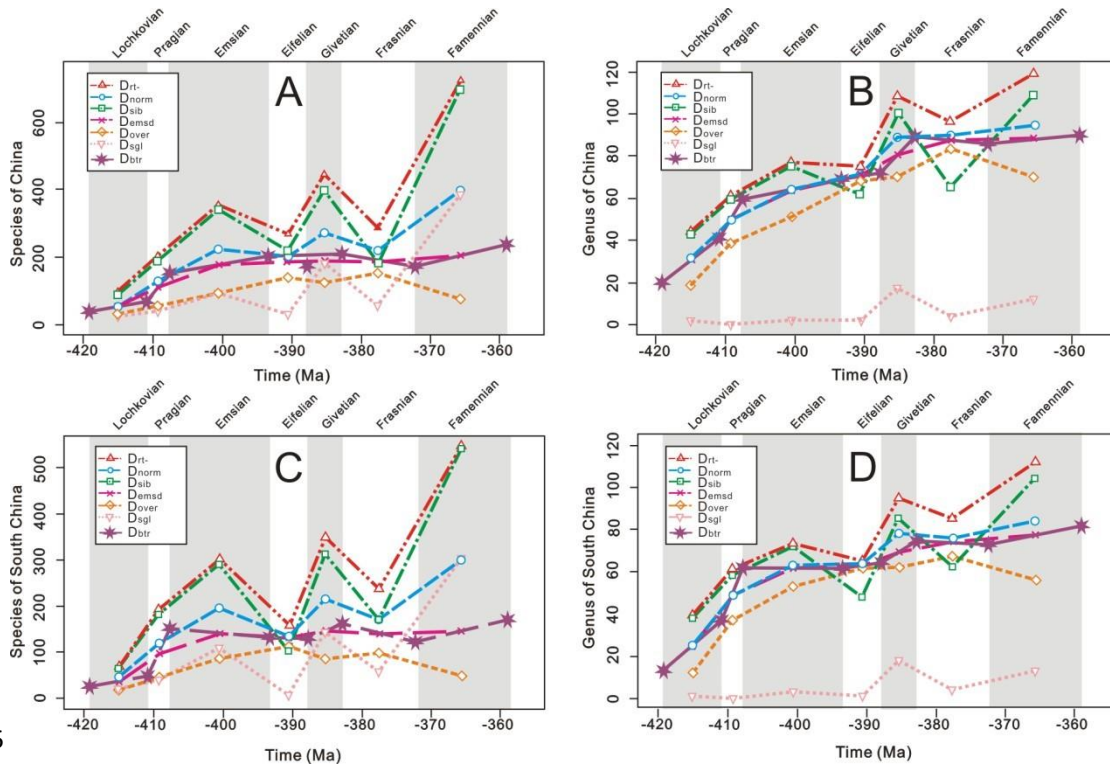
591 The Devonian taxonomic diversity curves for the Chinese plant microfossils are  
592 shown in Fig. 6. We see a regular increase of taxonomic richness throughout the entire  
593 Devonian ( $D_{rt}$ ,  $D_{sib}$ ). However, this pattern is strongly influenced by the concomitant  
594 increase of single-interval taxa ( $D_{sgl}$ ) and may also be biased by a time-dependent  
595 sampling effort (see time-ratios). Discarding these potential biases, the pattern is  
596 rather of a sudden strong increase of richness in the Pragian (not at the  
597 Silurian/Devonian boundary) (see  $D_{btr}$ ) followed by a plateau of richness, whereas the  
598 size-based rarefaction (Fig. 7) shows another pattern with an increasing trend until the  
599 Givetian, followed by a plateau.

600 Moreover, regarding origination/extinction values the trend of the origination  
601 index in both China and South China is quite similar to that of the turnover indices,  
602 with three peaks occurring in the Early Devonian, Givetian and Famennian (Fig. 8;  
603 Appendix E). Relatively higher values appear in the Emsian when using the raw  
604 taxonomic indices, but they disappear when conducting the rate of taxonomic change  
605 per Myr. Otherwise, the extinction indices have higher values in the Emsian and  
606 Famennian from both rates of taxonomic change per Myr and raw indices.

607 In terms of the comparison of the diversity of the individual terranes, in addition  
608 to the Junggar region (Fig. 9B), it is impossible for us to obtain more objective and  
609 realistic curves for the time being in other terranes such as Western Yunnan (Fig. 9A),  
610 Qinling (Fig. 9C), and Hinggan (Fig. 9D) region, due to lack of data.

611 The correlation of rarefaction estimated genus diversity and monographic  
 612 (references per stage) richness in China gets the lowest value of such four methods  
 613 ( $D_{sib}$ ,  $D_{norm}$ ,  $D_{emsd}$ , and rarefaction) and is not significant (Fig. 10; Appendix B).

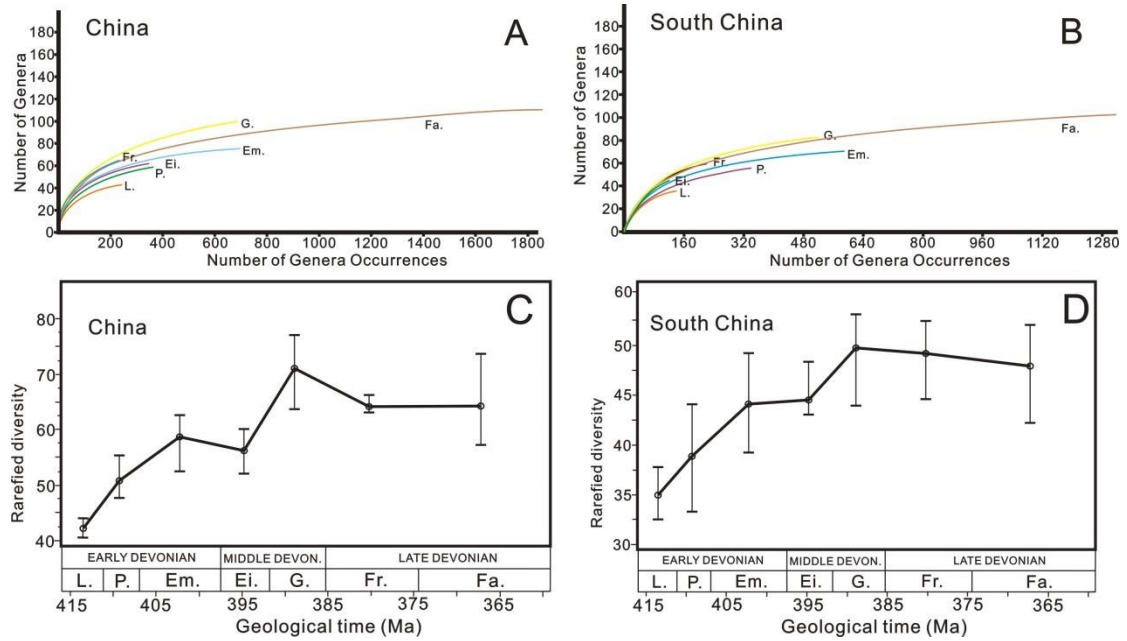
614



615

616 **Fig. 6** Taxonomic diversity curves of Devonian terrestrial palynofloras. **A**, species-level diversity in  
 617 China. **B**, genus-level diversity in China. **C**, species-level diversity in South China. **D**, genus-level  
 618 diversity in South China. Legends:  $D_{rt}$ = the range-through or total diversity;  $D_{norm}$ = the  
 619 normalized diversity;  $D_{sib}$ = the sampled-in-bin diversity;  $D_{emsd}$ = the estimated mean  
 620 standing diversity;  $D_{over}$  = the crossover diversity;  $D_{sgl}$ = the single-interval diversity;  
 621  $D_{ptr}$ = the boundary crosser diversity.

622



623

624 **Fig. 7** A–B: comparative rarefaction curves for the seven Devonian stages based on analysis of the

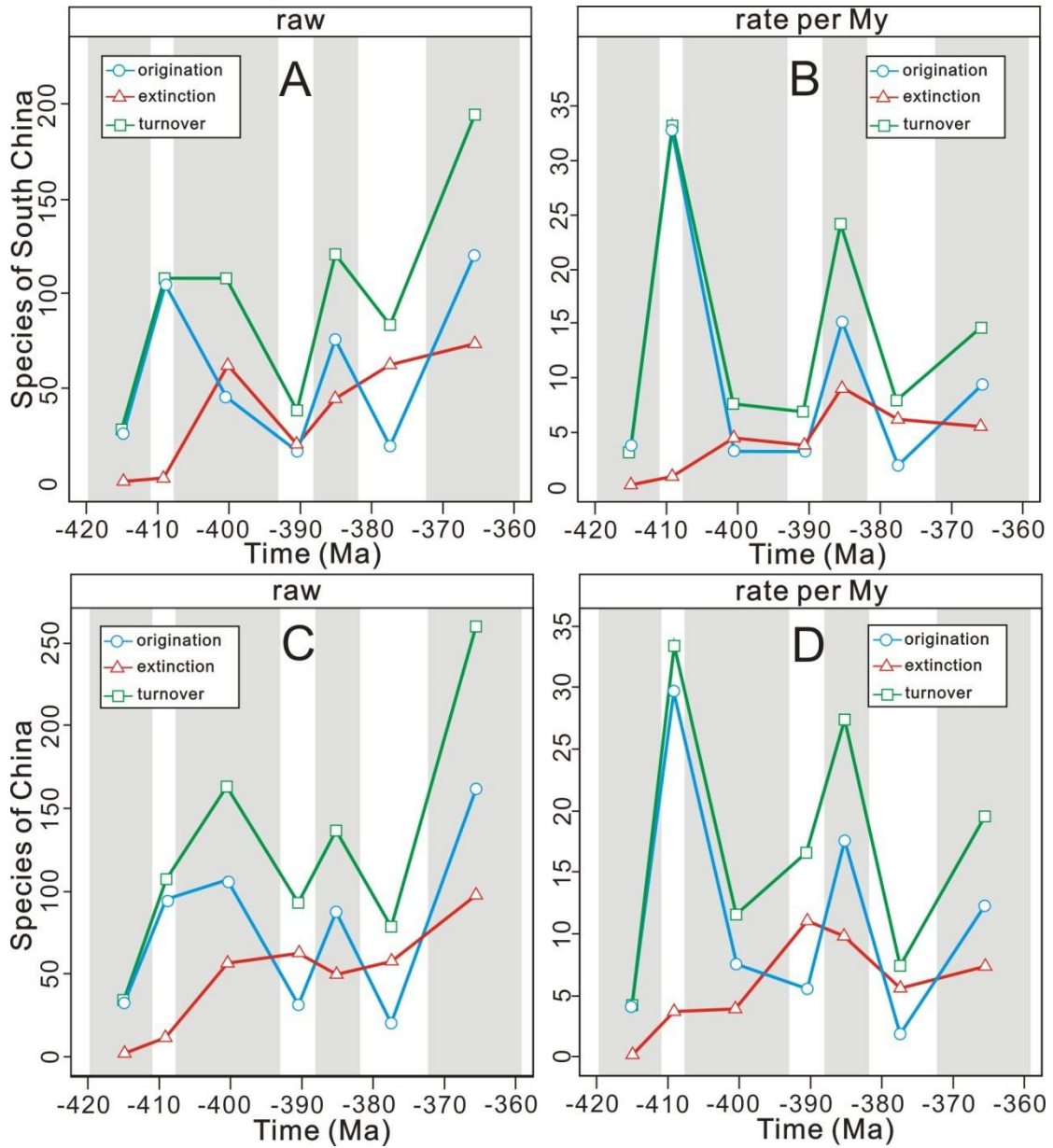
625 China and South China database of genus occurrences, respectively. C–D: Devonian diversity

626 trajectories based on rarefaction estimates of genus richness for each stage at the sample sizes of 253

627 and 137 genus occurrences of China and South China, respectively. Error bars depict 95%

628 confidence intervals around the estimates. Abbreviations: L.= Lochkovian; P.= Pragian;

629 Em.=Emsian; Ei.= Eifelian; G.= Givetian; Fr.= Frasnian; Fa.= Famennian.



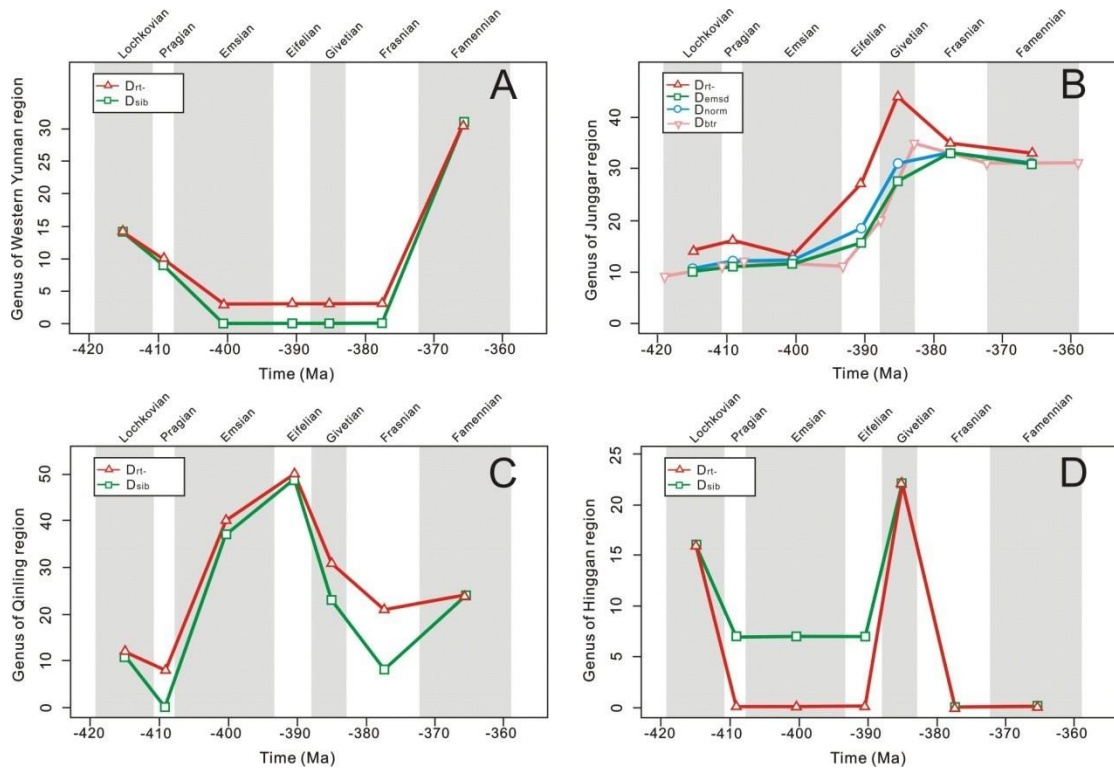
630

631 **Fig. 8** Taxonomic origination, extinction and turnover rates of spore genus and species of China and

632 South China. **A, B:** species from South China; **C, D:** species from China; **A, C:** raw data. **B, D:** rates

633 of taxonomic changes per stage duration.

634

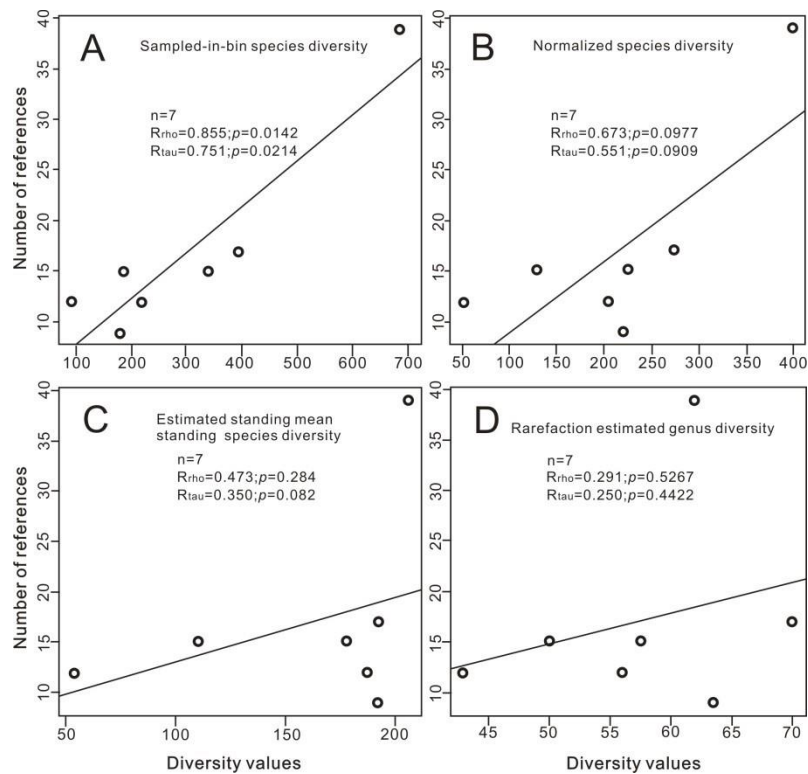


635

636 **Fig. 9** Taxonomic diversity curves of Western Yunnan (A), Junggar (B), Qinling region (C), and

637 Hinggan (D) regions. The legends here are the same as in Fig. 6.

638



639

640 **Fig. 10** Correlation ( $R_{\rho}$  and  $R_{\tau}$ ) of taxonomic ( $D_{\text{sib}}$ ,  $D_{\text{nor}}$ ,  $D_{\text{emsd}}$ , and rarefaction) and  
 641 monographic diversity (number of references per stage).

642

## 643 6. Discussion

644

### 645 6.1. Devonian diversity pattern of observed palynofloras according to different 646 measurement parameters

647

648 Land plant microfossils, that are much more abundant and widespread than land  
 649 plant megafossils. They can supply reliable quantitative data to better understanding  
 650 links between early land plant evolution and geological or palaeoenvironmental  
 651 changes, even at the global level. Various indices, including  $D_{\text{sib}}$ ,  $D_{\text{rt-}}$ ,  $D_{\text{nor}}$ ,  $D_{\text{emsd}}$ ,  $D_{\text{btr}}$ ,  
 652 and sample-based rarefaction analysis, have been used for discussing the diversity  
 653 trajectories of Devonian plant microfossils (Fig. 6; Fig. 7). Interestingly, the  
 654 correlation of  $D_{\text{emsd}}$  (species level) and monographic (references per stage) richness is

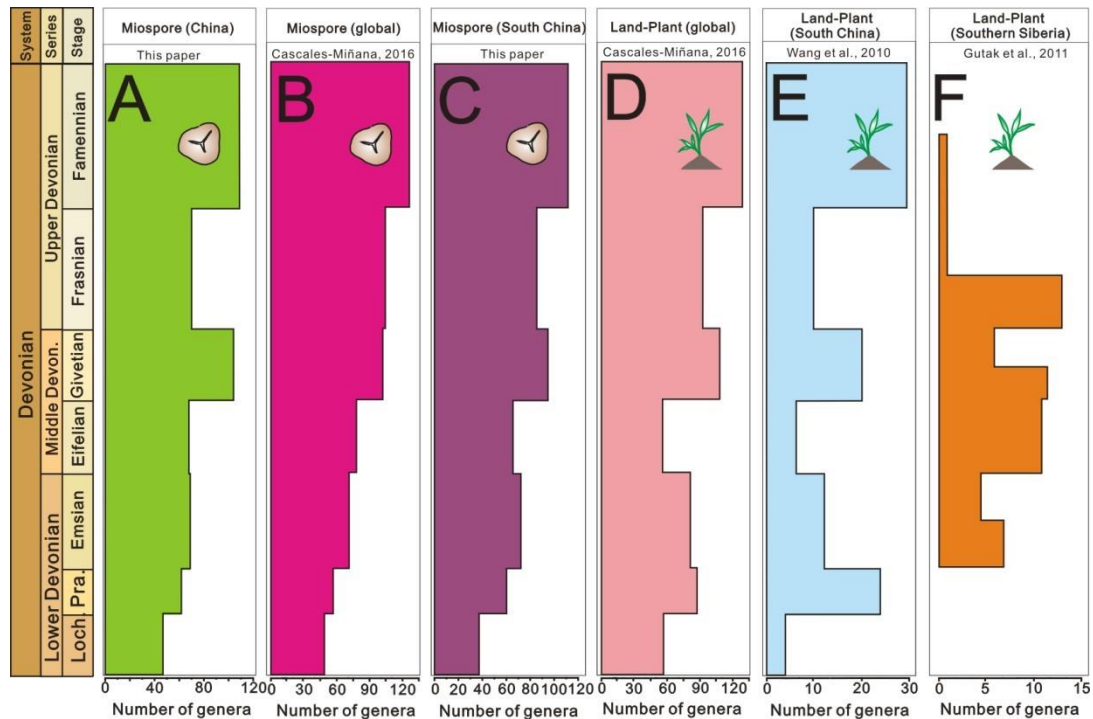
655 low and not significant (Fig. 10C), which means that the  $D_{\text{emsd}}$  index may be more  
656 qualified for reducing the effect of sampling bias. Chen et al. (2012) analyzed the  
657 applicability of various diversity statistic methods, such as  $D_{\text{rt-}}$ ,  $D_{\text{rt-}/\text{my}}$ ,  $D_{\text{nor}}$ , and  $D_{\text{emsd}}$ ,  
658 and found out that the  $D_{\text{emsd}}$  is not affected by the uneven duration of each time bin  
659 when the proportion of the singleton is moderate. Although  $D_{\text{btr}}$  is still prone to the  
660 sampling bias, the  $D_{\text{btr}}$  index is often preferred to  $D_{\text{emsd}}$  and  $D_{\text{sib}}$  indices. Thus, when  
661 both  $D_{\text{emsd}}$  and  $D_{\text{btr}}$  are used at the same time, the conclusion may be more realistic to  
662 represent a general tendency of taxonomic diversity when sample-based data cannot  
663 be achieved.

664 The taxonomic raw data-based diversity pattern of plant microfossils through the  
665 Devonian in China is not only fairly similar to the plant megafossil and/or microfossil  
666 record at the global level (Fig. 11B; Knoll et al., 1984; Cascales-Miñana, 2016), but  
667 also to the regional patterns of mega/macrofossils from Laurussia (Raymond and  
668 Metz, 1995, fig. 2), and South China (Fig. 11C, E; Wang et al., 2010; Xiong et al.,  
669 2013). Overall, the various diversity curves produced in the present study have a  
670 similar rising tendency (Fig. 6) on the basis of the range-based data, with an  
671 interruption by two major decreases that can be observed in the Eifelian and in the  
672 Frasnian. However, when these trajectories (especially the  $D_{\text{sib}}$ ,  $D_{\text{rt-}}$ ) are compared  
673 with the adjusted results from sample-based rarefaction analysis, it becomes visible  
674 that they are quite different, especially during the Late Devonian. Results from  
675 rarefaction analysis suggest that a substantial portion of the increase for the Late  
676 Devonian may be a consequence of increased sample size of the fossil record. The

677 discordance between raw diversity and more robust taxonomic diversity metrics  
678 suggests that sampling effects may strongly influence the perception of biodiversity  
679 trends. Genus diversity reached a peak in the later part of the Middle Devonian  
680 (Givetian), followed by a plateau persisting through the Late Devonian (Fig. 7). It is  
681 noteworthy that this result is in agreement with the classic studies of the apparent  
682 trend of plant megafossil diversity ( e.g. Knoll et al., 1984). When we look at the  
683 diversity curves of the Junggar region (Fig. 9B), although these diversity patterns are  
684 very similar to the result of the rarefaction analysis, i.e., the apparent terrestrial  
685 palynofloral diversities progressively increased through the Early to Middle Devonian  
686 time interval, with a peak reached towards the latter part of the Middle Devonian  
687 (Givetian) followed by a plateau persisting through the Late Devonian, we should be  
688 careful because this can be caused by incomplete microfossil record.

689 Furthermore, the reported plateau of Late Devonian in the Chinese pattern of plant  
690 microfossil diversity also confirms previous observations concerning the absence of a  
691 Frasnian-Famennian depletion of diversity like those occurred in marine realms in one  
692 of the recognized “ Big Five” mass extinction (e.g. Bambach et al., 2004; Cascales-  
693 Miñana et al., 2018; Percival et al., 2018). This trend is observed in both plant mega-  
694 and micro fossil diversity patterns at global and regional scales (Fig. 11), which  
695 suggests a solid pattern of vegetation diversification towards the end-Devonian.

696



697

698 **Fig. 11** Comparative diagram showing relationships among the raw diversity of Devonian  
 699 miospores and the megafossil pattern of land plants from China and other regions. **A**, plant  
 700 microfossil data from all areas of China ( $D_{rt}$ ); **B**, global plant microfossil data (modified from  
 701 [Cascales-Miñana, 2016](#)); **C**, plant microfossil data from South China; **D**, global data from all land  
 702 plants (modified from [Cascales-Miñana, 2016](#)); **E**, data of land-plants from South China (modified  
 703 from [Wang et al., 2010](#)); **F**, data of land plants from southern Siberia (modified from [Gutak et al.,](#)  
 704 [2011](#)).

705

706 *6.2. Diversity of Devonian plant microfossils and its possible relationship to marine*  
 707 *oxygenation*

708

709 The analysis of oxygen levels during the history of the Earth's have received  
 710 much attention and is a subject of continuous debate among palaeontologists and  
 711 modelling scientists (e.g. [Berner et al., 2006](#); [Dahl et al., 2010](#); [Sperling et al., 2015](#)).

712 It is generally hypothesized that the evolution of land plants is intimately linked to the

713 oxygenation of the oceans and the atmosphere but also to the decrease of carbon  
714 dioxide (e.g. [Le Hir et al., 2011](#); [Lenton et al., 2016](#)). Most probably first nonvascular  
715 plants colonized the land somewhere during the Middle to Late Ordovician (~470–  
716 445 Ma), followed probably by the first vascular plants in latest Ordovician or the  
717 Silurian (~445–420 Ma), before becoming abundant and widespread during the Early  
718 Devonian (~420–390 Ma) ([Rubinstein et al., 2010](#); [Wellman et al., 2013](#); [Edwards et](#)  
719 [al. 2015](#); [Gerrienne et al., 2016](#)). By the end of the Middle Devonian, forests with  
720 trees exceeding 8 m in height had evolved in several independent clades ([Kenrick et](#)  
721 [al., 2012](#)). It appears therefore evident that significant changes in terms of weathering  
722 processes, as well as oxygen and carbon dioxide concentrations could have took place  
723 during the Devonian due to the colonization of land plants. This was already  
724 suggested two decades ago by [Algeo and Scheckler \(1998\)](#) and [Algeo et al. \(2001\)](#).  
725 More recently, additional papers have also mentioned global oxygenation events in  
726 the Devonian (e.g. [Wallace et al., 2017](#)). The question if these models are consistent  
727 with the data must be raised.

728 The atmospheric oxygen levels are controlled in large part by the extent of organic  
729 carbon burial (e.g. [Watson et al., 1978](#); [Berner, 2003, 2006](#)). In existing models (see  
730 e.g. [Bergman et al., 2004](#); [Berner and Canfield, 1989](#); [Berner, 2006](#)), the evolution of  
731 trees starting ~385 Ma is assumed to have led to the burial of high C/P organic  
732 material, which is considered in these models to be much more significant than that  
733 from marine primary producers ([Kump, 1988](#)), potentially augmented by increased  
734 phosphorus weathering rates ([Lenton et al., 2016](#)), although this is part of an ongoing

735 debate. Some authors consider that it is reasonable to consider that the oxygen did not  
736 rise until the advent of forests starting at ~385 Ma (Givetian) (Lenton et al., 2016).

737 The evidence from the isotopic composition and concentration of molybdenum  
738 (Mo) indicates a fundamental shift in the redox state of the deep ocean from  
739 widespread anoxia to widespread oxygenation sometime during the time interval from  
740 435 to 392 Ma (between the Early Silurian and the Middle Devonian) (Lenton et al.,  
741 2016). This ocean oxygenation is also supported by a shift in iron speciation data  
742 sometime during a time interval from 435 to 387 (Sperling et al., 2015). Wallace et al.  
743 (2017) have recently tracked the sea-water oxygen levels of the Neoproterozoic and  
744 early Phanerozoic by using the relative abundance of cerium ( $Ce_{anom}$ ) in marine  
745 carbonates. Wallace et al.'s (2017) results indicate an apparent high  $pO_2$  increase  
746 through the Early Devonian to Middle Devonian, but that it was not until the Late  
747 Devonian that oxygenation levels are comparable to the modern world (Wallace et al.,  
748 2017). The increase of cerium anomaly closely coincides with the Middle Devonian  
749 (Givetian, Stein et al., 2007; Wallace et al., 2017). Interestingly, our results have  
750 shown that the plant microfossil diversity in China has been rising gradually from the  
751 Early Devonian to Middle Devonian (Givetian), followed by a plateau during the  
752 Givetian to Late Devonian (Fig. 7). So, the known geochemical pattern of Mo and  
753  $Ce_{anom}$  seem to be consistent with the land plant microfossil diversity trajectory, which  
754 could suggest that the Devonian evolution of a forested vegetation played a significant  
755 role in influencing the carbon cycle and atmospheric oxygen levels (Edwards et al.,  
756 2015). The present study therefore provides additional evidence that the rise of land

757 plants appeared to have been essential for a possible oceanic oxygenation event  
758 during the mid-Devonian, instead of the Late Devonian as proposed by [Wallace et al.](#)  
759 [\(2017\)](#).

760

### 761 *6.3.Devonian marine animal diversity, plant microfossil diversity and palaeoclimate*

762

763 In the past decades, many works have discussed about Devonian climate changes  
764 (e.g. [Streel et al., 2000](#); [Van Geldern et al., 2006](#); [Joachimski et al., 2009](#)). [Joachimski](#)  
765 [et al. \(2009\)](#) reconstructed the sea surface palaeotemperature (SST) history of the  
766 Devonian. In their view, the earliest Devonian, the late Frasnian, and most of the  
767 Famennian are relatively warm periods, whereas the Middle Devonian represents a  
768 relatively cooler period ([Joachimski et al., 2009](#); [Hearing et al., 2018, fig. 3](#)).  
769 Although the Middle Devonian cooling remains debated, it was possibly linked to the  
770 plant evolution and also resulted in the long-term weathering of terrestrial ecosystems,  
771 and the reduction of atmospheric  $p\text{CO}_2$  (e.g. [Algeo and Scheckler, 1998](#)). [Le Hir et al.](#)  
772 [\(2011\)](#) considered that the drift of palaeocontinents, together with the impact of the  
773 terrestrialisation by land plants, can explain the climate changes. [Le Hir et al. \(2011\)](#)  
774 applied modeling data simulating a drop of  $p\text{CO}_2$  from 6300 to 2100 ppmv from the  
775 Early to the Late Devonian. The massive terrestrialisation by Devonian land plants  
776 surely must have had an impact on global  $p\text{CO}_2$  levels and climate changes, but what  
777 is its proportion to global tectonic changes or the evolving marine ecosystems?

778 [Klug et al., \(2010\)](#) displayed the diversification of various higher rank taxa of  
779 phytoplankton, zooplankton, demersal and pelagic nekton of the Devonian and Early

780 Carboniferous. The three curves (Klug et al., 2010, fig. 4), which contain the  
781 integrated benthic genera, nektonic genera and marine genera with singletons,  
782 respectively, get strikingly high biodiversity values in the late Early to Middle  
783 Devonian. For example, as a well-preserved fossil group, bryozoans have important  
784 environmental significance, and their diversity displays a persistent rise from the  
785 Pragian to the early Givetian, before a significant drop from the late Givetian to the  
786 Famennian (Horowitz et al., 1996; Ernst, 2013; Fig. 12C). A notable peak of marine  
787 animal diversity can be observed in South China during the late Early Devonian to  
788 Middle Devonian, representing highest levels that are recognized through the entire  
789 Devonian Period (Rong et al., 2007; Fig. 12A). In addition, the diversity curves from  
790 other marine invertebrates, such as coral-stromatoporoid reefs (Flügel and Kiessling,  
791 2002; Kiessling, 2002; Liao, 2006; Fig. 12B), tentaculitoids (Fig. 12D), brachiopods  
792 (Harper Jr, 1996; Chen, 2006) and trilobites (Richard and Robert, 1997; Fig. 12E)  
793 highlight also relatively high diversity values over the Middle Devonian period. Alroy  
794 et al. (2008) used genus-level diversity measures during the Phanerozoic, based on  
795 sampling-standardized analysis of the Paleobiology Database. Placed in 48 temporal  
796 bins of a length averaging 11 Myr, global marine diversity indicates a steady increase  
797 from the early Cambrian to the Early Devonian, with a rapid decrease in the Middle  
798 Devonian before a rise in the Late Devonian.

799 The diversity pattern of terrestrial palynofloras is notably different from that of  
800 contemporaneous marine animals, at a global level, especially in the Late Devonian.  
801 The diversity trajectory of terrestrial palynofloras from China reaches a peak in the

802 Givetian, followed by a plateau (with a slight decrease in the Frasnian and a slight rise  
803 in the Famennian) (see  $D_{\text{btr}}$  in [Fig. 6](#)) extended to the Late Devonian. The taxonomic  
804 diversity in the Late Devonian was obviously higher than during the Early Devonian  
805 ([Fig. 7](#)), which is quite similar to the trends observed in Euramerica. On the basis of  
806 [Richardson and McGregor's \(1986\)](#) Euramerican data, [Boulter et al. \(1988\)](#), [Raymond  
807 and Metz \(1995, fig. 3\)](#), and [McGhee \(1996\)](#) analyzed the Devonian diversity of  
808 miospore species, and indicated that the results clearly show a maximum during the  
809 Givetian–middle Frasnian and a rather dramatic drop from the late Frasnian to the  
810 middle Famennian in low latitude regions (see [Streel et al., 2000](#)). [Streel et al. \(2000\)](#)  
811 suggested that a rather hot climate culminated during the latest Frasnian, when  
812 equatorial miospore assemblages reached their maximum distribution range, with the  
813 homogeneity of miospore assemblages presented from palaeo-tropical to palaeo-  
814 subpolar regions during the Frasnian ([Streel et al., 1990, 2000](#)). The low latitude  
815 warming during the middle to late Frasnian and early Famennian was later confirmed  
816 by the Devonian climate model of [Joachimski et al. \(2009\)](#). If correct, the relatively  
817 mild climate characteristic of the Givetian, with a less marked climatic gradient,  
818 would have played a significant role in the enhancement of plant microfossil diversity,  
819 while the rather hot climate during the latest Frasnian in the low latitudes, to some  
820 extent, may have limited the plant diversity increase. This can also be used to  
821 illustrate the relatively low levels of diversity during the Early Devonian. Similarly,  
822 the slight decrease of the temperature during the Famennian (375-359 Ma) may have  
823 contributed to the diversity increase ([Joachimski et al., 2009](#)). It is noteworthy that the

824 Devonian of China, in the eastern margin of the Palaeo-Tethys Ocean, displays a  
825 similar diversity pattern than that of Euramerica, located in similar latitudes at the  
826 western margin of the Palaeo-Tethys Ocean. However, these trends from China and  
827 Euramerica are significantly different from that of the Siberian landmass (Gutak et al.,  
828 2011; Fig. 11F). According to modern global plate tectonic reconstructions (e.g.  
829 Boucot et al., 2013), Siberia was an isolated landmass located in mid-high latitudes  
830 during the Devonian. The different plant diversity dynamics exhibited between the  
831 Siberian landmass and China may have been affected by temperature variations  
832 controlled by latitude and/or oceanic currents (i.e. warm and cold currents).

833 It is likely that the diversities of marine animals and plant microfossils during the  
834 Devonian Period have strongly interacted with the contemporaneous climate changes,  
835 i.e., the comfortable climate of the late Early to Middle Devonian time interval, which  
836 is comparable to the present day, may have played a role in promoting the increases in  
837 biodiversities that characterized that time interval.

838

#### 839 *6.4. Plant microfossil diversity and sea-level changes*

840

841 Although the relationships between sea-level changes and marine biodiversity  
842 have been abundantly discussed (Algeo, 2001; Falkowski et al., 2004; Gutak et al.,  
843 2011; Katz et al., 2004; Li et al., 2008; Ma et al., 2009, 2016; McGhee, 1992; Martin,  
844 2008; Miller et al., 2005; Servais et al., 2008, 2016; Strother, 2008), no consistent  
845 conclusion has been reached so far, although it becomes clear that at the long term,  
846 i.e. the Phanerozoic scale, a tendency can be observed. Katz et al. (2004) discussed

847 the links between Mesozoic calcareous nannoplankton, dinoflagellates, diatoms, and  
848 sea-level changes, and indicate that the diversity of calcareous nannoplankton and  
849 dinoflagellates has good correspondence with the change of sea-level. [Servais et al.](#)  
850 [\(2008\)](#) suggested that the Early Palaeozoic phytoplankton (acritarch) radiation  
851 paralleled a long-term rising of sea level between the early Cambrian and the Late  
852 Ordovician, while the highest phytoplankton diversity of the Palaeozoic was possibly  
853 the result of greatest continental dispersal and major orogenic and volcanic activity,  
854 which provided maximum ecospace and large amounts of nutrients. It thus appears  
855 that both major marine radiations in the Early Palaeozoic and in the Early Mesozoic  
856 are linked to the strong increase of sea-level that are accompanied by the  
857 diversification of the phytoplankton that most probably fueled the marine  
858 diversification ([Martin and Servais, 2019](#)).

859 Increasing sea level floods more of the continental cratonic area, but also leads to  
860 an increase in the surface area of rock ultimately preserved at the outcrop ([Smith,](#)  
861 [2001](#)). [Knoll et al. \(1979\)](#) discovered that a strong correlation existed between the  
862 outcrop area of nonmarine rocks deposited during a given geologic time interval and  
863 the observed vascular plant diversity for the same period. In fact, both the amount of  
864 sedimentary rock preserved and the nature of sedimentary environments have  
865 fluctuated significantly over time, and this has had a major effect on observed patterns  
866 of diversification and extinction ([Peters and Foote, 2001](#); [Smith, 2001](#); [Kenrick et al.,](#)  
867 [2012](#)). While sea-level is posited as a driver of terrestrial diversity, it is not clear how  
868 the volume of terrestrial clastic sediment could relate to sea-level ([Butler et al., 2011](#);

869 [Benton et al., 2011](#)).

870 It is now widely appreciated that the global sea level is generally considered to  
871 have risen throughout the Devonian (e.g. [Johnson et al., 1985](#); [McGee, 1992](#); [Miller et](#)  
872 [al., 2005](#); [Ma et al., 2009, 2016](#)). In South China, there are two large transgressive-  
873 regressive cycles recorded, i.e., in the Lochkovian to Eifelian, and in the late Eifelian  
874 to about the end of the Devonian Period ([Ma et al., 2009](#); [Fig. 12I](#)).

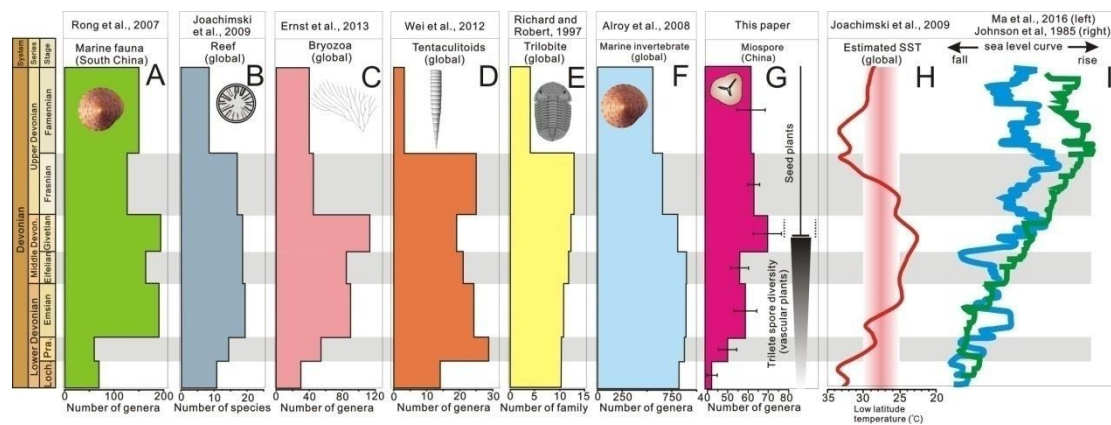
875 Another important parameter to consider is sediment facies. Carbonate deposits  
876 are widely developed in South China throughout the Devonian Period, especially  
877 during the late Middle Devonian to the Late Devonian interval ([Zeng et al., 1993](#)).

878 However, although some can and do contain some beautifully (three dimensionally)  
879 preserved palynomorphs, carbonate sediments are prevailingly non-clastic, and most  
880 of them are relatively poor in palynomorphs. This is the main reason why most  
881 palynologists study fine-grained clastic sediments (i.e. siltstones) that contain high  
882 amounts of spores and pollen derived from land plants and not carbonate rocks  
883 ([Traverse, 2007](#)). The transgression events of the later Frasnian caused an extension of  
884 the carbonate platform belt in the low latitude regions, with a large dominance of  
885 carbonate versus clastic sediments in the geological successions. Consequently, only  
886 very few studies concerned palynomorphs in such strata deposited during the Frasnian  
887 and early Famennian in China. However, there have been a large number of  
888 publications at the global level, with more abundant records of Frasnian  
889 palynomorphs ([Wicander and Playford, 1985](#) and references therein). The limited  
890 number of research may therefore explain at least partly the diversity decrease during

891 the Frasnian in China. Subsequently, the progressive regression during the Devonian–  
892 Carboniferous transition increased the volume of terrestrial clastic sediments, with a  
893 much higher number of terrestrial palynofloral studies published concerning this time  
894 interval.

895 In the longer term, the sea-level rise increased the accumulation of terrigenous  
896 clastic sediments, which was crucial to the discovery of the Devonian terrestrial  
897 palynofloras. Over shorter timescales, however, the sea-level rise and the  
898 accumulation of carbonate platforms in low latitudes may have, in turn, caused an  
899 habitat and diversity loss of the terrestrial palynofloras.

900



901

902 **Fig. 12** Comparative view of the main diversity fluctuations of important taxonomic groups and  
903 the variations of the palaeotemperature and sea-level curves. **A**, genus-level diversity of marine  
904 fauna from South China (modified from [Rong et al., 2007](#)); **B**, species-level diversity of coral-  
905 stromatoporoid reefs (modified from [Joachimski et al., 2009](#)); **C**, genus-level diversity of  
906 bryozoans (modified from [Ernst et al., 2013](#)); **D**, genus-level diversity of tentaculitoids (modified  
907 from [Wei et al., 2012](#)); **E**, family-level diversity of trilobites (modified from [Richard and Robert,](#)  
908 [1997](#)); **F**, genus-level diversity of all global marine invertebrates from the Paleobiology Database

909 (modified from [Alroy et al., 2008](#)). **G**, genus-level diversity of plant microfossils from China from  
910 rarefaction estimated genus richness with error bars depict 95% confidence interval; **H**, estimated  
911 Devonian sea surface palaeotemperature record ([Joachimski et al., 2009](#)), the red band represents  
912 the modern equatorial sea surface temperature range ([Trotter et al., 2008](#)); **I**, sea-level curves of  
913 South China ([Ma et al., 2016](#)) and Euramerica ([Johnson et al., 1985](#)).

914

## 915 **7. Conclusion**

916

917 This paper reviews the research progress on Devonian terrestrial palynofloras  
918 from China in the frame of Devonian plant micro- and megafossil diversity dynamics.

919 The research on many of the regions, except from South China, remains still very

920 sparse. In addition, only a very small number of papers included discussions

921 concerning palaeoclimate, palaeoecology, and palaeogeography and further work is

922 needed to provide more comprehensive well-dated collections in some of the

923 insufficiently studied regions.

924 Based on a newly compiled large-scale dataset (more than 1600 species and nearly

925 200 genera), a multimethodological statistical approach has been carried out. Resulted

926 patterns have shown how the Devonian diversity patterns of plant microfossils from

927 China are characterized by progressive increase in diversity through the Early and

928 Middle Devonian, with a peak reached in the Givetian, followed by a plateau

929 persisting through the Late Devonian. Interestingly, the genus/species level

930 microfossil-based total diversity curve of land plants from China is quite similar to

931 that of the global record. Robust taxonomic diversity metrics via sample-based

932 rarefaction analysis have suggested that sampling effects may have strongly  
933 influenced our perception of biodiversity trends of China and that the Late Devonian  
934 taxonomic richness may have been greatly overestimated. Moreover, a new evidence  
935 seems to support that land plants appear to have been important contributors for a  
936 possible oceanic oxygenation event. Terrestrial and marine diversity trends can  
937 tentatively be compared, with increasing trends of diversity up to the Middle  
938 Devonian for both realms.

939

## 940 **Acknowledgments**

941 This work was financially supported by the Natural Science Foundation of China  
942 [grant numbers 41872034, 41290260] and China scholarship council (CSC). The  
943 authors are very grateful to Dr. Catherine Crônier (University of Lille, France),  
944 Huiping Peng and Junjun Song (Nanjing Institute of Geology and Palaeontology,  
945 Chinese Academy of Sciences) for offering some research materials.

946

## 947 **References**

- 948 Algeo, T.J., Scheckler, S.E., 1998. Terrestrial-marine teleconnections in the Devonian: links  
949 between the evolution of land plants, weathering processes, and marine anoxic events.  
950 *Philosophical Transactions of the Royal Society B Biological Sciences* 353, 113–130.
- 951 Algeo, T.J., Scheckler, S.S., Maynard, J.B., 2001. Effects of the Middle to Late Devonian spread

952 of vascular land plants on weathering regimes, marine biotas and global climate In: Gensel, P.  
953 G., Edwards, D. (Eds.) *Plants Invade the Land: Evolutionary and Environmental*  
954 *Perspectives*. . Columbia University Press, New York, 213–236.

955 Alroy, J., 2010. Fair sampling of taxonomic richness and unbiased estimation of origination and  
956 extinction rates. In: Alroy, J. Hunt, G. (Eds.), *Quantitative Methods in Paleobiology*.  
957 *Paleontol. Soc. Papers Vol. 16*. pp. 55–80.

958 Alroy, J., Aberhan, M., Bottjer, D.J., Foote, M., Fürsich, F.T., Harries, P. J., Hendy, A.J., Holland,  
959 S.M., Ivany, L.C., Kiessling, W., Kosnik, M.A., Marshall, C.R., McGowan, A. I., Miller, A.I., 960  
961 Olszewski, T.D., Patzkowsky, M.E., Peters, S.E., Villier, L., Wagner, P.J., Bonuso, M., 961  
962 Borkow, P.S., Brenneis, B., Clapham, M.E., Fall, L.M., Ferguson, C.A., Hanson, V.L., Krug, 962  
963 A.Z., Layou, K.M., Leckey, E.H., Nürnberg, S., Powers, C.M., Sessa, J.A., Simpson, C., 963  
964 Tomašových, A., Visaggi., C.C. 2008. Phanerozoic trends in the global diversity of marine 964  
965 invertebrates. *Science* 321, 97-100.

965 Amberg, C.E.A., Collart, T., Salenbien, W., Egger, L.M., Munnecke, A., Nielsen, A.T., Monnet,  
966 C., Hammer, Ø., Vandenbroucke, T.R.A., 2016. The nature of Ordovician limestone-marl  
967 alternations in the Oslo-Asker district (Norway): witnesses of primary glacio-eustasy or  
968 diagenetic rhythms? *Sci Rep* 6, 1–13.

969 Bambach, R.K., Knoll, A.H. Wang, S.C., 2016. Origination, extinction, and mass depletions of  
970 marine diversity. *Paleobiology* 30(4): 522-542.

971 Benton, M.J., Dunhill, A.M., Lloyd, G.T., Marx, F.G., 2011. Assessing the quality of the fossil  
972 record: insights from vertebrates. In: McGowan A.J., Smith A.B., *Comparing the geological*  
973 *and fossil records: implications for biodiversity studies*. London: Geological Society 358, 63–  
974 94.

- 975 Bergman, N.M., Lenton, T.M., Watson, A.J., 2004. COPSE: a new model of biogeochemical  
976 cycling over Phanerozoic time. *Am. J. Sci.* 304, 397–437.
- 977 Berner, R.A., 2003. The long-term carbon cycle, fossil fuels and atmospheric composition. *Nature*  
978 426(6964), 323–326.
- 979 Berner, R.A., 2006. GEOCARBSULF: A combined model for Phanerozoic atmospheric O<sub>2</sub> and  
980 CO<sub>2</sub>. *Geochimica et Cosmochimica Acta* 70(23), 5653–5664.
- 981 Berner R.A., Canfield D.E., 1989. A new model for atmospheric oxygen over Phanerozoic time.  
982 *Am. J. Sci.* 289(4), 333–361.
- 983 Bharadwaj, D.C., Tiwari, R.S., Venkatachala, B.S., 1973. Devonian mioflora from P'oshi District,  
984 (Yunnan) China. *Palaeobotanist* 22, 152–169.
- 985 Brett, C.E., 2003. Durophagous predation in Paleozoic marine benthic assemblages. In: Kelley, P.,  
986 Kowalewsky, M., Hansen, T. (Eds.), *Predator—Prey Interactions in the Fossil Record*,  
987 Springer, Boston, MA., pp. 401–432.
- 988 Boucot, A.J., Chen, X., Scotese, C.R., Morley, R.J., 2013. Phanerozoic Paleoclimate: An Atlas of  
989 Lithologic Indicators of Climate. *SEPM Concepts in Sedimentology and Paleontology* No. 11.  
990 SEPM (Society for Sedimentary Geology), Tulsa (478 p.).
- 991 Boulter, M.C., Spicer, R.A., Thomas, B.A., 1988. Patterns of plant extinction from some  
992 palaeobotanical evidence. In: Larwood, G.P. (Ed.), *Extinction and survival in the fossil record*.  
993 *Systematics Association Special Volume* 34, 1–36.
- 994 Butler, R.J., Benson, R.J., Carrano, W.T., Mannion, P.D., Upchurch, P., 2011. Sea level, dinosaur  
995 diversity and sampling biases: investigating the 'common cause' hypothesis in the terrestrial  
996 realm. *Proceedings of the Royal Society* 278, 1165–1170.
- 997 Cai, C.Y., Lu, L.C., Wu, X.Y., Zhang, G.F., 1988. The Devonian biostratigraphy in Jiangsu, the  
998 Lower Yangtze Platform. p. 169–217. In: *Institute of Geology, Jiangsu Petroleum and Nanjing*

- 999 Institute of Geology and Palaeontology, Academia Sinica (Eds.), The Stratigraphy and  
1000 Paleontology of Jiangsu Province, 1. Sinian–Triassic biostratigraphy of the Lower Yangtze  
1001 Peneplatform in Jiangsu Region. Nanjing, Nanjing University Press. (in Chinese)
- 1002 Cao, X.Z., Zhou, Z.Q., Zhang, Y., Ye, X.R., 1984. Lithostratigraphy. In: Late Silurian and Devonian  
1003 stratigraphy and palaeontology from west Qinling MTS. Xi'an Institute of geology and mineral  
1004 resources of Ministry of geology and mineral resources, Nanjing Institute of Geology and  
1005 Palaeontology, Nanjing: Nanjing University Press, 39–49.
- 1006 Cascales-Miñana, B., 2016. Apparent changes in the Ordovician–Mississippian plant diversity.  
1007 Review of Palaeobotany and Palynology 227, 19–27.
- 1008 Cascales-Miñana, B., Servais T., Cleal, C.J., Gerrienne, P., Anderson J., 2018. Plants-the great  
1009 survivors! The Geologists' Association & The Geological Society of London, Geology Today  
1010 34, 224–229.
- 1011 Chen, Q., Fan, J.X., Melchin, M.J., 2012. Methods for paleobiodiversity measurement and case  
1012 studies of their applicability. Acta Palaeontologica Sinica 51, 445–462. (in Chinese with  
1013 English summary)
- 1014 Chen, X.Q., 2006. The diversity and evolution characteristics of the brachiopods in South  
1015 China. In: Rong J.Y., Fang Z.J., Zhou Z.H., Zhan, R.B., Wang, X.D., Yuan, X.L.,  
1016 Originations, Radiations and Biodiversity Changes—Evidences from the Chinese Fossil  
1017 Record. Beijing, Science Press, 429–446, 891–892. (in Chinese with English abstract)
- 1018 Chen, Y.X., Ouyang, S., 1985. Discovery of megaspores from the upper part of the Leigutai  
1019 Formation in Juyong of Jiangsu and its stratigraphical significance. Acta Palaeontologica  
1020 Sinica 24, 267–274. (in Chinese with English abstract)
- 1021 Chen, Y.X., Ouyang, S., 1987. A complementary study on megaspores from Devonian–

- 1022 Carboniferous transition in Jurong, Jiangsu. *Acta Palaeontologica Sinica* 26, 435–448. (in  
1023 Chinese with English abstract)
- 1024 Cheng, Y.Q., Hou, H.F., 2000. China stratigraphy, Devonian. Geology press, 12–16. (in Chinese)
- 1025 Cohen, K.M., Finney, S.C., Gibbard, P.L., Fan, J.X., 2013 (updated). The ICS International  
1026 Chronostratigraphical Chart. *Episodes* 36, 199–204.
- 1027 Cooper, R.A., 2004. Measures of diversity. In: Webby, B.D., Paris, F., Droser, M.L., Percival, I.G.  
1028 (Eds.), *The Great Ordovician Biodiversification Event*. Columbia University Press, New  
1029 York, pp. 52–57.
- 1030 Dahl, T.W., Hammarlund, E.U., Anbar, A.D., Bond, D.P.G., Gill, B.C., Gordon, G.W., Knoll,  
1031 A.H., Nielsen, A.T., Schovsbo, N.H. Canfield, D.E., 2010. Devonian rise in atmospheric  
1032 oxygen correlated to the radiations of terrestrial plants and large predatory fish. *Proceedings*  
1033 *of the National Academy of Sciences* 107(42), 17911–17915.
- 1034 Ding, S., 1938. Method in pollen analysis and its application. *Geological Review* 3, 611–621. (in  
1035 Chinese)
- 1036 Edwards, D., Cherns, L., Raven, J.A., 2015. Could land-based early photosynthesizing ecosystems  
1037 have bioengineered the planet in mid-Palaeozoic times? *Palaeontology* 58, 803–837.
- 1038 Ernst, A., 2013. Diversity dynamics and evolutionary patterns of Devonian Bryozoa.  
1039 *Palaeobiodiversity and Palaeoenvironments* 93, 45–63.
- 1040 Falkowski P.G., Katz M.E., Knoll A.H., Quigg A., Raven J.A., Schofield O., Taylor F. J.R., 2004.  
1041 The evolution of modern eukaryotic phytoplankton. *Science* 305, 354–360.
- 1042 Fang, X.S., Steemans, P., Streeel, M., 1993. A New Advancement of the Devonian–Carboniferous  
1043 boundary in Central Hunan Province, China. *Chinese Science Bulletin* 38, 1990–1994.
- 1044 Fang, Z.J., Cai, C.Y., Wang, Y., Li, X.X., Gao, L.D., Wang, C.Y., Geng, L.Y., Wang, S.Q., Wang,

1045 N.Z., Li, D.Y., 1994. New advance in the study of the Silurian–Devonian boundary in  
1046 Qujing, East Yunnan. *Journal of Stratigraphy* 18, 81–90. (in Chinese with English abstract)

1047 Feng, S.N., 1984. Chapter two: The Devonian. In: Feng et al., 1984. *The biostratigraphy of the*  
1048 *Three Gorges area, 3, the fascicle of the Late Palaeozoic*. Geological Publishing House, 6–30.  
1049 (in Chinese)

1050 Flügel, E., Kiessling, W., 2002. Patterns of Phanerozoic reef crises. In: Kiessling, W., Flügel, E.,  
1051 Golonka, J. (Eds.), *Phanerozoic Reef Patterns: SEPM Spec. Pub.*, vol. 72, pp. 691–733.

1052 Foote, M., 2000. Origination and Extinction Components of Taxonomic Diversity: General  
1053 Problems. *Paleobiology* 26, 74–102.

1054 Gao, L.D., 1978. The Early Devonian spores and acritarchs in Liuqing, Guangxi. p. 346–358. In:  
1055 The Institute of Geology, Chinese Academy of Geological Sciences (Eds.), *Proceedings of*  
1056 *the National Conferences on Devonian of South China*. Beijing, Geological Publishing  
1057 House. (in Chinese)

1058 Gao, L.D., 1980. Lower Carboniferous spore assemblage from the Qianheishan formation of  
1059 Jingyuan County, Kansu and its age. *Bulletin of the Chinese academy of geological sciences*  
1060 1, 49–75. (in Chinese with English summary)

1061 Gao, L.D., 1981. Devonian spore assemblages of China. *Review of Palaeobotany and Palynology*  
1062 34, 11–23.

1063 Gao, L.D., 1983a. Discovery of Late Devonian spore assemblage from Nyalam County, Xizang  
1064 (Tibet) and their stratigraphic significance. *Contribution to the Geology of the Qinghai–*  
1065 *Xizang (Tibet) Plateau* 8, 183–217. (in Chinese)

1066 Gao, L.D., 1983b. Devonian and Carboniferous spores. In: Chengdu Institute of Geology and  
1067 Mineral Resources (Eds.) *Paleontological atlas of southwestern China (Microfossils)*.

- 1068 Beijing, Geological Publishing House, 481–520. (in Chinese)
- 1069 Gao, L.D., 1984. Early Devonian spores and acritarches from the Guijiatun Formation of Qujing,  
1070 Yunnan. Bulletin of the Institute of Geology, Chinese Academy of Geological Sciences 9,  
1071 125–136. (in Chinese with English summary)
- 1072 Gao, L.D., 1985. The Late Devonian–Early Carboniferous spore assemblages from Muhua,  
1073 Guizhou. In: Hou, H.F., Ji, Q., Wu, X.H., Xiong, J.F., Wang, S.T., Gao, L.D., Sheng, H.B.,  
1074 Wei, J.Y., Turner, S.(Eds.), 1985. Devonian–Carboniferous boundary in Muhua section,  
1075 Guizhou. Geological Press, 50–85. (in Chinese)
- 1076 Gao, L.D., 1986. Late Devonian and Early Carboniferous acritarchs from Nyalam County, Xizang  
1077 (Tibet), China. Review of Palaeobotany and Palynology 47, 17–30.
- 1078 Gao, L.D., 1987. Late Devonian and Early Carboniferous Miospore Zonations and the boundary  
1079 of Devonian–Carboniferous in China. C.R.11 Congr. Int. Geol. Strat. Carboniferous (Beijing)  
1080 3, 165–181.
- 1081 Gao, L.D., 1988a. Spore-palyno-stratigraphy. In: Hou, H.F., Wan, Z.Q., Xian, S.Y.(Eds.), Chengdu  
1082 Institute of Geology and Mineral Resources, CAGS, Institution of Geology. Stratigraphy,  
1083 palaeontology and sedimental facies of Devonian in Longmenshan, Sichuan. Beijing,  
1084 Geological Publishing House, 99–105. (in Chinese)
- 1085 Gao, L.D., 1988b. Late Devonian and Early Carboniferous miospores zones from Nyalam County,  
1086 Xizang (Tibet) and the boundary of Devonian–Carboniferous. In: Tectonic evolution of the  
1087 Lithosphere of the Himalayas-Professional Papers of Xizang (Tibet) Palaeotology, 181–247  
1088 (in Chinese with English abstract)
- 1089 Gao, L.D., 1988c. Recent advance in the study of sporopollen of the Devonian–Carboniferous  
1090 boundary from South China. Geology in China 6, 25–26. (in Chinese)

- 1091 Gao, L.D., 1988d. *Archaeoperisaccus* in China: its stratigraphic and palaeogeographical  
1092 significance. *Pollen et Spore* 30, 461–470.
- 1093 Gao L.D., 1988e. Palynostratigraphy at the Devonian–Carboniferous boundary in the Himalayan  
1094 region, Xizang (Tibet), China. *The Second Intern. Symposium on the Devonian System* 3,  
1095 159–170.
- 1096 Gao, L.D., 1989a. The miospore assemblage from Yuntaiguan Formation in northwestern Hunan  
1097 and western Hubei and its stratigraphical significance. *Hunan Geology* 8, 1–12. (in Chinese  
1098 with English abstract)
- 1099 Gao, L.D., 1989b. Geological range and geographical distribution of *Archaeoperisaccus*. *Acta*  
1100 *Micropalaeontologica Sinica* 6, 197–206. (in Chinese with English abstract)
- 1101 Gao, L.D., 1990a. Miospore zones in the Devonian–Carboniferous boundary beds in Hunan and  
1102 their stratigraphical significance. *Geological Review* 36, 58–68. (in Chinese with English  
1103 abstract)
- 1104 Gao, L.D., 1990b. Spore assemblages from the Wangjiadian Formation in Zhangxian County,  
1105 Gansu and their age. *Gansu Geology* 11, 1–12. (in Chinese with English abstract)
- 1106 Gao, L.D., 1991a. Late Devonian and Early Carboniferous miospore zones from southeastern  
1107 Guizhou and the boundary of the Devonian And Carboniferous. *Guizhou Geology* 8, 59–69.  
1108 (in Chinese with English abstract)
- 1109 Gao, L.D., 1991b. New discovery of spores from the Nanwan Formation of the Xinyang group,  
1110 Henan, and its geology significance. *Bulletin of the Chinese Academy of Geological Sciences*  
1111 24, 85–99. (in Chinese with English abstract)
- 1112 Gao, L.D., 1991c. Recent advance in the study of the Late Devonian–Early Carboniferous  
1113 palynostratigraphy from the lower Yangtze region. *Geology in China* 8, 28–29. (in Chinese)

- 1114 Gao, L.D., 1992. Palynostratigraphy at the Devonian–Carboniferous boundary in West Hubei and  
1115 northwest Hunan Provinces. *Bulletin of the Institute of Geology, Chinese Academy of*  
1116 *Geological Sciences* 23, 171–192. (in Chinese with English abstract)
- 1117 Gao, L.D., 1993. Late Silurian–Early Devonian spores and acritarchs from west Junggar. *Xinjiang*  
1118 *Geology* 11, 192–206. (in Chinese with English abstract)
- 1119 Gao, L.D., 1996a. Palynomorphs from Baruntehua Formation at West Hills, east Wuzhumuqin Qi,  
1120 Inner Mongolia and their age. *Jour Geol and Min Res North China*, 24–30. (in Chinese with  
1121 English abstract)
- 1122 Gao, L.D., 1996b. Late Silurian–Early Devonian spores, acritarchs from Shidian, West Yunnan.  
1123 *Acta Geoscientia Sinica (Bulletin of the Chinese Academy of Geological Sciences)* 17, 105–  
1124 114. (in Chinese with English abstract)
- 1125 Gao, L.D., 1997. Acritarchs from Lower Devonian Ganxi and Xiejiawan formations in  
1126 Longmenshan mountain, Sichuan. *Acta Geologica Gansu* 6, 16–24. (in Chinese with English  
1127 abstract)
- 1128 Gao, L.D., 1999a. Acritarchs of Devonian from Shidian, West Yunnan and their  
1129 palaeoenvironments. *Journal of Palaeogeography* 1, 35–44. (in Chinese with English abstract)
- 1130 Gao, L.D., 1999b. Recent advance in the study of the Late Devonian and early Carboniferous in  
1131 the Lower Yangtze Valley, China. *Newsletter on Carboniferous Stratigraphy, IUGS* 17, 26–28.
- 1132 Gao, L.D., 2015. The Late Devonian–Early Carboniferous miospore zonation in the lower Yangtze  
1133 Valley, China and the Devonian–Carboniferous boundary. *Acta Geoscientia Sinica* 36, 7–21.  
1134 (in Chinese with English abstract)
- 1135 Gao, L.D., He, Z.S., 1998. Late Devonian of Sporopollen Bacan well 1 in West Tarim Basin and  
1136 its stratigraphic significance. *Regional Geology of China* 17, 147–148. (in Chinese with

- 1137 English abstract)
- 1138 Gao, L.D. He, Z.S., Wang, H., Zhong, H.M., 1991. The discovery of early Early Carboniferous
- 1139 miospore in northern Tarim and its geological significance. *Geology in China* 12, 27–28. (in
- 1140 Chinese)
- 1141 Gao, L.D., Hou, J.P., 1975. The Early–Middle Devonian spores and their stratigraphical
- 1142 significance in Dushan and Duyun, Guizhou. *Professional Papers of Stratigraphy and*
- 1143 *Palaeontology* 1, 170–232. (in Chinese)
- 1144 Gao, L.D., Liu, Z.G., 1988. The discovery of the microfossils in Xinyang group, Henan, and the
- 1145 geological significance. *Geological Review* 5, 412. (in Chinese)
- 1146 Gao, L.D., Ji, L.X., 1992. Carboniferous sporopollen from Qinghai and its stratigraphic
- 1147 significance. *Qinghai geology* 1, 1–10. (in Chinese with English abstract)
- 1148 Gao, L.D., Wang, G.X., 1990. Early Devonian miospore assemblage from the Yuankou Formation
- 1149 in southern Hunan and its stratigraphical significance. *Hunan Geology* 9, 1–9. (in Chinese with
- 1150 English abstract)
- 1151 Gao, L.D., Wang, T., Wang, Z.Q., Bai, Y.L., Zhao, L.L., 2014. Discovery of spores from the
- 1152 epimetamorphic rocks in southern Anhui and its geological significance. *Geological Bulletin*
- 1153 *of China* 33, 1267–1273. (in Chinese with English abstract)
- 1154 Gao, L.D., Wang, Z.Q., Wang, T., Jiang, C.F., Yan, Z., Yan, Q.R., 2009. Discovery of the Middle
- 1155 Devonian spores from Baimianxia Formation of Sanhuashi Group, Xixiang-Shiquan region,
- 1156 South Qinling, China and its geological significance. *Geological Bulletin of China* 28, 403–
- 1157 411. (in Chinese with English abstract)
- 1158 Gao, L.D., Wang, Z.Q., Wang, T., Yan, Q.R., Yan, Z., Li, Q.G., 2006. Discovery of Devonian
- 1159 spores in the Huoshenmiao Formation of the Erlangping Group in the Xixia area, Henan,

- 1160 China. Geological Bulletin of China 25, 1287–1294. (in Chinese with English abstract)
- 1161 Gao, L.D., Ye, X.R., 1987. Late Silurian and Devonian spores from west Qinling MTS., China. In:
- 1162 Late Silurian and Devonian stratigraphy and palaeontology from west Qinling MTS. Xi'an
- 1163 Institute of geology and mineral resources of ministry of geology and mineral resources,
- 1164 Nanjing Institute of Geology and Palaeontology, Nanjing, Nanjing University Press, 379–
- 1165 450. (in Chinese)
- 1166 Gao, L.D., Zhan, J.Z., 1994. Discovery and significance of *Retispora lepidophyta* from Qizilafu
- 1167 group, Yecheng County, Xinjiang. Regional Geology of China 3, 286. (in Chinese)
- 1168 Gao, L.D., Zhong, G.F., 1984. The Devonian miospore from the Three Gorges area. In: Feng, S.N.
- 1169 et al., 1984. The biostratigraphy of The Three Gorges area, 3, the fascicle of the Late
- 1170 Palaeozoic. Geological Publishing House, 306–317. (in Chinese)
- 1171 Geology and mineral bureau of Xinjiang Uygur Autonomous region, 1982. Regional geology of
- 1172 Xinjiang Uygur Autonomous region, Geology Press, 112–135.
- 1173 Geology and mineral bureau of Hunan Province, 1988. Regional geology of Hunan Province,
- 1174 Geology Press, 100–134.
- 1175 Gerrienne, P., Servais, T. Vecoli, M., 2016. Plant evolution and terrestrialization during Palaeozoic
- 1176 times—The phylogenetic context. Review of Palaeobotany and Palynology 227, 4–18.
- 1177 Giesen, P., Berry, C.M., 2013. Reconstruction and growth of the early tree Calamophyton
- 1178 (Pseudosporochnales, Cladoxylopsida) based on exceptionally complete specimens from
- 1179 Lindlar, Germany (Mid–Devonian): organic connection of Calamophyton branches and
- 1180 Duisbergia trunks. International Journal of Plant Sciences 174, 665–686.
- 1181 Gong Y.M, Zong R.W., 2015. Paleozoic Stratigraphic Regionalization and Paleogeographic
- 1182 Evolution in Western Junggar, Northwestern China. Earth Science- Journal of China

- 1183 University of Geosciences 40, 461–484. (in Chinese with English abstract)
- 1184 Gutak, J.M., Antonova, V.A., Ruban, D.A., 2011. Diversity and richness of the Devonian  
1185 terrestrial plants in the Southeastern Mountainous Altay (Southern Siberia): Regional versus  
1186 global patterns. *Palaeogeography, Palaeoclimatology, Palaeoecology* 299, 240–249.
- 1187 Hammer, Ø., Harper, D.A.T., Ryan, P.D., 2001. PAST: Paleontological Statistics Software  
1188 Package for Education and Data Analysis. *Palaeontologia Electronica* 4, 1–9.
- 1189 Harper Jr, C.W., 1996. Patterns of diversity, extinction and origination in the Ordovician–  
1190 Devonian stropheodontacea. *Historical Biology* 11, 267–288.
- 1191 He, S.C., Ouyang, S., 1993. Spore assemblages from Devonian–Carboniferous transitional beds of  
1192 Hsihu Formation, Fuyang, W. Zhejiang. *Acta Palaeontologica Sinica* 32, 31–48. (in Chinese  
1193 with English abstract)
- 1194 Hearing, T.W., Harvey, T.H.P., Williams, M., Leng, M.J., Lamb, A.L., Wilby, P.R., Gabbott, S.E.,  
1195 Pohl, A. Donnadiou, Y., 2018. An early Cambrian greenhouse climate. *Science Advances*  
1196 4, eaar5690.
- 1197 Hou, H.F., Wan, Z.Q., Xian, S.Y., 1988. Chengdu Institute of Geology and Mineral Resources,  
1198 CAGS, Institution of Geology. Stratigraphy, palaeontology and sedimental facies of  
1199 Devonian in Longmenshan, Sichuan. Beijing, Geological Publishing House, 7–35. (in  
1200 Chinese)
- 1201 Hou, J.P., 1982. Some spore assemblages of the Devonian–Carboniferous transition from  
1202 Xikuangshan District, central Hunan. *Bulletin of the Institute of Geology, Chinese Academy*  
1203 *of Geological Sciences* 5, 81–92. (in Chinese)
- 1204 Hsü J., 1950. Devonian spores from Yunnan. China. Proceedings on the 7<sup>th</sup> International Botanical  
1205 Congress. Stockholm, 888.

- 1206 Huang, M., 2009. The first exploration of the Lower Devonian Spore Assemblages in Guixi  
1207 formation from Longmen Mountains, Sichuan Province. The abstracts of the 10th national  
1208 congress of the Chinese paleontological society and the 25th annual academic annual  
1209 conference, 77. (in Chinese)
- 1210 Huang, M., Zhu, H.C., Liu, F., Peng, H.P., 2016. Lower and Middle Devonian Spore Assemblages  
1211 from Longmen Mountains, Sichuan Province. *Geological Review* 62, 1533–1548. (in  
1212 Chinese with English abstract)
- 1213 Hurlbert, S.H., 1971. The non concept of species diversity: a critique and  
1214 alternative parameters. *Ecology* 52, 577–586.
- 1215 Horowitz, A.S., Pachut, J.F., Anstey, R.L., 1996. Devonian Bryozoan Diversity, Extinctions, and  
1216 Originations. *Journal of Paleontology* 70, 373–380.
- 1217 Joachimski, M.M., Breisig, S., Buggisch, W., Talent, J.A., Mawson, R., Gereke, M., Morrow,  
1218 J.R., Day, J., Weddige, K., 2009. Devonian climate and reef evolution: Insights from oxygen  
1219 isotopes in apatite. *Earth & Planetary Science Letters* 284, 599–609.
- 1220 Johnson, J.G., Klapper, G., Sandberg, C.A., 1985. Devonian eustatic fluctuations in Euramerica.  
1221 *Geological Society of American Bulletin* 96, 567–587.
- 1222 Katz, M.E., Finkel, Z.V., Grzebyk, D., Knoll, A.H., Falkowski, P.G., 2004. Evolutionary  
1223 Trajectories and Biogeochemical Impacts of Marine Eukaryotic Phytoplankton. *Annual  
1224 Review of Ecology Evolution & Systematics* 35, 523–556.
- 1225 Kenrick, P., Wellman, C.H., Schneider, H., Edgecombe, G.D., 2012. A timeline  
1226 for terrestrialization: consequences for the carbon cycle in the Palaeozoic. *Philosophical  
1227 Transactions of the Royal Society B: Biological Sciences*, 367(1588): 519–536.
- 1228 Kiessling, W., 2002. Secular variations in the Phanerozoic reef ecosystem. *Spec. Publ. -Soc. Econ.*

- 1229 Paleontol. Mineral. 72, 625–690.
- 1230 Klug, C., Kroger, B., Kiessling, W., Mullins, G.L., Servais, T., Fryda, J., Korn, D., Turner, S.,  
1231 2010. The Devonian nekton revolution. *Lethaia* 43, 465–477.
- 1232 Knoll, A.H., Niklas, K.J., Gensel, P.G., Tiffney, B.H., 1984. Character Diversification and Patterns  
1233 of Evolution in Early Vascular Plants. *Paleobiology* 10, 34–47.
- 1234 Knoll, A.H., Niklas, K.J., Tiffney, B.H., 1979. Phanerozoic land-plant diversity in north america.  
1235 *Science* 206, 1400–1402.
- 1236 Kump, L.R., 1988. Terrestrial feedback in atmospheric oxygen regulation by fire and phosphorus.  
1237 *Nature* 335, 152–154.
- 1238 Le Hir, G., Donnadieu, Y., Godd ris, Y., Meyer-Berthaud, G., Ramstein, G., Blakey, R., 2011.  
1239 The climate change caused by land-plant invasion. *Earth and Planetary Science Letters* 310,  
1240 203-221.
- 1241 Lenton, T.M., Dahl, T.W., Daines, S.J., Mills, B.J.W., Ozaki, K., Saltzman, M.R. Porada, P.,  
1242 2016. Earliest land plants created modern levels of atmospheric oxygen. *Proceedings of the*  
1243 *National Academy of Sciences* 113(35), 9704–9709.
- 1244 Lerosey-Aubril, R., Feist, R., 2012. Quantitative approach to diversity and decline in Late  
1245 Palaeozoic trilobites, *Earth and life*. Springer, pp. 535–555.
- 1246 Li, C.S., 2000. Devonian plants and stratum in Wuhan, Hubei Province, China. *Chinese Bulletin of*  
1247 *Botany* 17 (Suppl.), 1–10. (in Chinese with English abstract)
- 1248 Li, H.M., Zhang, Y., Ying, Z.E., Zhang, X.D., Liu, W.H., 1987. Cishan Formation–Early  
1249 Aikuanian strata in the Nanjing region. *Journal of Stratigraphy* 11, 116–119. (in Chinese with  
1250 English abstract)
- 1251 Li, J., Servais, T., Yan, K., Su, W.B., 2008. Chinese Ordovician acritarch diversity curves. *Acta*

- 1252 Micropalaeontologica Sinica 25, 215–224. (in Chinese with English abstract)
- 1253 Liao, W.H., 2006. Diversity of Devonian Rugose in South China. In: Rong J.Y., Fang Z.J., Zhou  
1254 Z.H., Zhan, R.B., Wang, X.D., Yuan, X.L., Originations, Radiations and Biodiversity  
1255 Changes—Evidences from the Chinese Fossil Record. Beijing: Science Press, 417–428, 889–  
1256 890. (in Chinese with English abstract)
- 1257 Liao, W.H., Ruan, Y.P., 2003. Devonian Biostratigraphy of China. In: Zhang, W.T., Chen, P.J.,  
1258 Palmer, A.R. (Eds.) Biostratigraphy of China. Beijing: Science Press, 237–279. (in Chinese)
- 1259 Liu, S.W., Gao, L.D., 1985. Conchostracans and spores of Upper Devonian Huangjiadeng  
1260 Formation in Hubei Province. Bulletin of the Chinese Academy of Geological Sciences 11,  
1261 113–125. (in Chinese)
- 1262 Lu, L.C., 1980a. Devonian miospores from the Longhuashan section in Zhanyi of Yunnan and  
1263 their stratigraphic significance. Memoirs of Nanjing Institute of Geology and Palaeontology,  
1264 Academia Sinica 14, 1–62. (in Chinese with English abstract)
- 1265 Lu, L.C., 1980b. On the occurrence of *Archaeoperisaccus* in E. Yunnan. Acta Palaeontologica  
1266 Sinica 19, 500–504. (in Chinese with English abstract)
- 1267 Lu, L.C., 1981. Upper Devonian (Frasnian) sporopollen assemblage from the Damaidi area of  
1268 Dukou, Sichuan Province. Bulletin of Nanjing Institute of Geology and Palaeontology 3, 91–  
1269 130. (in Chinese)
- 1270 Lu, L.C., 1988. Middle Devonian microflora from Haikou Formation at Shijiaopo in Zhanyi of  
1271 Yunnan, China. Memoirs of Nanjing Institute of Geology and Palaeontology, Academia  
1272 Sinica 24, 109–222. (in Chinese with English abstract)
- 1273 Lu, L.C., 1994a. Devonian–Carboniferous miospore assemblages from the Wutung Formation in  
1274 Longtan near Nanjing, Jiangsu. Acta Micropalaeontologica Sinica 11, 153–199. (in Chinese

- 1275 with English abstract)
- 1276 Lu, L.C., 1994b. A restudy of “*Retispora lepidophyta*” in China. *Acta Micropalaeontologica Sinica*
- 1277 11, 469–478. (in Chinese with English abstract)
- 1278 Lu, L.C., 1995. Miospores from Shaodong Member at Jieling Section of Hunan, China and their
- 1279 geological age. *Acta Palaeontologica Sinica* 34, 40–52. (in Chinese with English summary)
- 1280 Lu, L.C., 1997a. Microflora from Shaodong Member at Jieling section, Hunan, China. *Acta*
- 1281 *Palaeontologica Sinica* 36, 187–206. (in Chinese with English abstract)
- 1282 Lu, L.C., 1997b. Miospores from the Hujiersite Formation at Aherbruckomha in Hoboksar,
- 1283 Xinjiang. *Acta Micropalaeontologica Sinica* 14, 295–314. (in Chinese with English abstract)
- 1284 Lu, L.C., 1999. On the miospore assemblages of the heishantou formation at aherbruckomha in
- 1285 Horboksar, Xinjiang, with additional reference to the transition stratum from Devonian to
- 1286 Carboniferous. In: *Palaeozoic fossils in northern Xinjiang*, Nanjing university press, 1–141. (in
- 1287 Chinese with English summary)
- 1288 Lu, L.C., Ouyang, S., 1976. The Early Devonian spore assemblage from the Xujiachong
- 1289 Formation at Cuifengshan, in Qujing of Yunnan. *Acta Palaeontologica Sinica* 15, 21–40. (in
- 1290 Chinese with English summary)
- 1291 Lu, L.C., Ouyang, S., 1978. Devonian megaspores from the Zhanyi district, E. Yunnan. *Acta*
- 1292 *Palaeontologica Sinica* 17, 69–82. (in Chinese with English summary)
- 1293 Lu, L.C., Wicander, R., 1988. Upper Devonian acritarchs and spores from the Hongguleleng
- 1294 Formation, Hefeng district in Xinjiang, China. *Revista Española de Micropaleontología* 20,
- 1295 109–148.
- 1296 Ma, X.P., Gong, Y.M., Chen, D.Z., Racki, G., Chen, X.Q., Liao, W.H., 2016. The Late Devonian
- 1297 Frasnian–Famennian Event in South China—Patterns and causes of extinctions, sea level

1298 changes, and isotope variations. *Palaeogeography Palaeoclimatology Palaeoecology* 448, 224–  
1299 244.

1300 Ma, X.P., Liao, W.H., Wang, D.M., 2009. The Devonian System of China, with a discussion on  
1301 sea-level change in South China. *Geological Society London* 314, 241–262.

1302 Marshall, J.E.A., Zhu, H.C., Wellman, C.H., Berry, C.M., Wang, Y., Xu, H.H., Breuer, P., 2017.  
1303 Provincial Devonian spores from South China, Saudi Arabia and Australia. *Revue De*  
1304 *Micropaléontologie* 60, 403–409.

1305 Martin, R.E., Servais, T., 2019. Did the evolution of the phytoplankton fuel the diversification of  
1306 the marine biosphere? *Lethaia* (in press). DOI 10.1111/let.12343.

1307 Martin, R.E., Quigg, A., Podkovyrov, V., 2008. Marine biodiversification in response to evolving  
1308 phytoplankton stoichiometry. *Palaeogeography Palaeoclimatology Palaeoecology* 258, 277–  
1309 291.

1310 McGhee, G.R., 1996. The Late Devonian mass extinction — the Frasnian/Famennian crisis. *Critical*  
1311 *Moments in Paleobiology and Earth History Series*. Columbia University Press, New York,  
1312 303.

1313 Miller, A.I., Foote, M., 1996. Calibrating the Ordovician Radiation of marine life: implications for  
1314 Phanerozoic diversity trends. *Paleobiology* 22, 304–309.

1315 Miller, K.G., Kominz, M.A., Browning, J.V., Wright, J.D., Mountain, G.S., Katz, M.E.,  
1316 Sugarman, P.J., Cramer, B.S., Christieblick, N., Pekar, S.F., 2005. The Phanerozoic  
1317 record of global sea-level change. *Science* 310, 1293–1298.

1318 Nowak, H., Servais, T., Monnet, C., Molyneux, S.G., Vandenbroucke, T.R.A., 2015. Phytoplankton  
1319 dynamics from the Cambrian Explosion to the onset of the Great Ordovician  
1320 Biodiversification Event: A review of Cambrian acritarch diversity. *Earth-Science*

- 1321           Reviews 151, 117–131.
- 1322   Ouyang, S., 1984. Microfossils from the Devonian Heitai formation of Mishan County,  
1323   Heilongjiang Province. *Acta Palaeontologica Sinica* 23, 69–84. (in Chinese with English  
1324   summary)
- 1325   Ouyang, S., 2000. Succession of Late Palaeozoic palynological assemblages in Jiangsu. *Journal of*  
1326   *Stratigraphy* 24, 230–235. (in Chinese with English abstract)
- 1327   Ouyang, S., 2003. The study of Carboniferous – Permian palynofloras in N. Xinjiang, NW China.  
1328   University of science and technology of China press, 143–426. (in Chinese with English  
1329   summary)
- 1330   Ouyang, S., Chen, Y.X., 1987a. Miospore assemblages from the Devonian–Carboniferous  
1331   transition in Jurong of southern Jiangsu with special reference to the geological age of the  
1332   Wutung Group. *Memoirs of Nanjing Institute of Geology and Palaeontology, Academia*  
1333   *Sinica* 23, 1–92. (in Chinese)
- 1334   Ouyang, S., Chen, Y.X., 1987b. Miospores of the Famennian and Tournaisian deposits from a  
1335   borehole in the Baoying District, central Jiangsu. *Acta Micropalaeontologica Sinica* 4, 195–  
1336   215. (in Chinese with English abstract)
- 1337   Ouyang, S., Chen, Y.X., 1989. Palynology of Devonian–Carboniferous transition sequences of  
1338   Jiangsu, E. China. *Palaeontologia Cathayana* 4, 439–473.
- 1339   Ouyang, S., Lu, L.C., Zhu, H.C., Liu, F., 2017. The Late Paleozoic spore and pollen of China.  
1340   Press of University of Science and Technology of China, 1–1092. (in Chinese with English  
1341   abstract)
- 1342   Pan, J., Wang, S.T., Gao, L.D., Hou, J.P., 1978. The Devonian continental facies of South China.  
1343   p. 240–269. In: *The Institute of Geology, Chinese Academy of Geological Sciences (Eds.)*,

1344 Proceedings of the National Conferences on Devonian of South China. Beijing, Geological  
1345 Publishing House. (in Chinese)

1346 Pei, F., 1992. The discovery of the Devonian–Carboniferous spores in Nanzhao, Henan. *Regional*  
1347 *Geology of China* 1, 97. (in Chinese)

1348 Percival, L.M.E., Davies, J.H.F.L., Schaltegger, U., De Vleeschouwer, D., Da Silva, A.C. Föllmi,  
1349 K.B., 2018. Precisely dating the Frasnian–Famennian boundary: implications for the  
1350 cause of the Late Devonian mass extinction. *Scientific Reports* 8(1): 9578.

1351 Peters, S.E., Foote, M., 2001. Biodiversity in the Phanerozoic: a reinterpretation. *Paleobiology* 27,  
1352 583–601.

1353 R Core Team, 2018. R: A language and environment for statistical computing. R Foundation for  
1354 Statistical Computing, Vienna, Austria. ([WWW Document]. URL <https://www.r-project.org/>.  
1355 Accessed:04/01/2019) .

1356 Raup, D.M., 1972. Taxonomic diversity during the Phanerozoic. *Science* 177, 1065–1071.

1357 Raup, D.M., 1975. Taxonomic diversity estimation using rarefaction. *Paleobiology* 1, 333–342.

1358 Raymond, A. Metz, C., 1995. Laurussian Land-Plant Diversity During the Silurian and Devonian:  
1359 Mass Extinction, Sampling Bias, or Both? *Paleobiology* 21, 74–91.

1360 Richard A.F., Robert M.O., 1997. Evolutionary History. In: Whittington, H.B., Chatterton, B.D.E.,  
1361 Speyer, S.E., Fortey, R.A., Owens, R.M., Chang, W.T., Dean, W.T., Jell, P.A., Laurie,  
1362 J.R., Palmer, A.R., Repina, L.N., Rushton, A.W.A., Shergold, J.H., Clarkson, E.N.K.,  
1363 Wilmot, N.V., and Kelly, S.R.A. (Eds.). *Treatise on Invertebrate Paleontology. Part O.*  
1364 *Arthropoda 1. Trilobita, Revisited.* The Geological Society of America and the University  
1365 of Kansas, Boulder and Lawrence. pp. 249–282.

1366 Richardson, J.B., McGregor, D.C. 1986. Silurian and Devonian spore zones of the Old Red

- 1367 Sandstone continent and adjacent regions. Geological Survey of Canada Bulletin, 364, 79 pp.
- 1368 Rong, J.Y., Fan, J.X., Miller, A.I., Li, G.X., 2007. Dynamic patterns of latest Proterozoic–
- 1369 Palaeozoic–early Mesozoic marine biodiversity in South China. Geological Journal 42, 431–
- 1370 454.
- 1371 Rubinstein, C.V., Gerrienne, P., De La Puente, G.S., Astini, R.A., Steemans, P., 2010. Early
- 1372 Middle Ordovician evidence for land plants in Argentina (eastern Gondwana). New
- 1373 Phytologist 188, 365–369.
- 1374 Sepkoski Jr., J.J., 1975. Stratigraphic biases in the analysis of taxonomic
- 1375 survivorship. *Paleobiology* 1, 343–355.
- 1376 Servais, T., Lehnert, O., Li, J., Mullins, G.L., Munnecke, A., Nützel, A., Vecoli, M., 2008. The
- 1377 Ordovician Biodiversification: revolution in the oceanic trophic chain. *Lethaia* 41, pp. 99–109.
- 1378 Servais, T., Martin, R.E., Nützel, A., 2016. The impact of the ‘terrestrialisation process’ in the late
- 1379 Palaeozoic: pCO<sub>2</sub>, pO<sub>2</sub>, and the ‘phytoplankton blackout’. *Review of Palaeobotany and*
- 1380 *Palynology* 224, 26–37.
- 1381 Shen, S.Z., Shi, G.R., 2016. Paleobiogeographical extinction patterns of Permian brachiopods in
- 1382 the Asian–western Pacific region. *Paleobiology* 28(4), 449–463.
- 1383 Signor, P.W., Brett, C.E., 1984. The mid-Paleozoic precursor to the Mesozoic marine revolution.
- 1384 *Paleobiology* 10, 229–245.
- 1385 Smith, A.B., 2001. Large-scale heterogeneity of the fossil record: implications for Phanerozoic
- 1386 diversity studies. *Philosophical Transactions of the Royal Society, Series B* 356, 351–
- 1387 367.
- 1388 Sperling, E.A., Wolock, C.J., Morgan, A.S., Gill, B.C., Kunzmann, M., Halverson, G.P.,
- 1389 Macdonald, F.A., Knoll, A.H. Johnston, D.T., 2015. Statistical analysis of iron

- 1390 geochemical data suggests limited late Proterozoic oxygenation. *Nature* 523(7561), 451.
- 1391 Steemans, P., Fang, X.S., Streel, M., 1996. *Retizonomonoletes hunanensis* Fang et al., 1993 and  
1392 the *lepidophyta* morphon. *Mém. Inst. géol. Univ. Louvain* 36, 73–88.
- 1393 Stein, W.E., Mannolini, F., Hernick, L.V., Landing, E., Berry, C.M., 2007. Giant cladoxylopid  
1394 trees resolve the enigma of the Earth's earliest forest stumps at Gilboa. *Nature* 446, 904–  
1395 907.
- 1396 Streel, M., Fairon-Demaret, M., Loboziak, S., 1990. Givetian–Frasnian phytogeography  
1397 of Euramerica and western Gondwana based on miospore distribution. In: McKerrow,  
1398 W.S., Scotese, C.R. (Eds.), *Palaeozoic Paleogeography and Biogeography*. Geol. Soc.  
1399 Mem. 12, pp. 291–296.
- 1400 Streel, M., Caputo, M.V., Loboziak, S., Melo, J.H.G., 2000. Late Frasnian–Famennian climates  
1401 based on palynomorph analyses and the question of the Late Devonian glaciations. *Earth  
1402 Science Reviews* 52, 121–173.
- 1403 Strother, P.K., 2008. A speculative review of factors controlling the evolution of phytoplankton  
1404 during Paleozoic time. *Revue De Micropaléontologie* 51, 9–21.
- 1405 Su, J.P., Huang, W.T., 2000. The features and time–discussion of the spore assemblages from  
1406 Shujiaba formation in west Qinling area. *Acta Geologica Gansu* 9, 16–22. (in Chinese with  
1407 English abstract)
- 1408 Tetard, M., Monnet, C., Noble, P.J. Danelian, T., 2017. Biodiversity patterns of Silurian Radiolaria.  
1409 *Earth-Science Reviews* 173, 77–83.
- 1410 Tian, J.J., Zhu, H.C., 2005. Devonian miospore biostratigraphy of the Longhuashan and Xichong  
1411 Formations in Zhanyi of Yunnan. *Journal of Stratigraphy* 29, 311–312. (in Chinese with  
1412 English abstract)

- 1413 Tian, J.J., Zhu, H.C., 2009. The Late Silurian–Middle Devonian miospore biostratigraphy from  
1414 eastern Yunnan. The abstracts of the 10th national congress of the Chinese paleontological  
1415 society and the 25th annual academic annual conference, 77. (in Chinese)
- 1416 Tian, J.J., Zhu, H.C., Huang, M., Liu, F., 2011. Late Silurian to Early Devonian Palynomorphs  
1417 from Qujing, Yunnan, Southwest China. *Acta Geologica Sinica (English Edition)* 85, 559–568.
- 1418 Traverse, A., 2007. *Paleopalynology*, second ed. Springer, Netherlands.
- 1419 Trotter, J.A., Williams, I.S., Barnes, C.R., Lécuyer, C. Nicoll, R.S., 2008. Did cooling oceans  
1420 trigger Ordovician biodiversification? Evidence from conodont thermometry. *Science*  
1421 321, 550–554.
- 1422 Van Geldern, R., Joachimski, M.M., Day, J., Jansen, U., Alvarez, F., Yolkin, E.A., Ma, X.P.,  
1423 2006. Carbon, oxygen and strontium isotope records of Devonian brachiopod shell calcite.  
1424 *Palaeogeogr. Palaeoclimatol. Palaeoecol.* 240, 47–67.
- 1425 Wallace, M.W., Hood, A.V., Shuster, A., Greig, A., Planavsky, N.J. Reed, C.P., 2017.  
1426 Oxygenation history of the Neoproterozoic to early Phanerozoic and the rise of land plants.  
1427 *Earth & Planetary Science Letters* 466, 12–19.
- 1428 Wang, G.X., Jing, Y.J., Zhuang, J.L., Zhang, C.F., 1987. The Devonian–Carboniferous boundary  
1429 of benthonic facies in central Hunan. *Geological Review* 33, 299–309. (in Chinese with  
1430 English abstract)
- 1431 Wang, Y., 1994. Lower Devonian miospores from Gumu in the Wenshan District, southeastern  
1432 Yunnan. *Acta Micropalaeontologica Sinica* 11, 319–332. (in Chinese with English abstract)
- 1433 Wang, Y., 1996. Miospore assemblages from the Shaodong and Mengkung’ao Formations at  
1434 Xikuangshan, central Hunan with discussion on Devonian–Carboniferous boundary. *Acta*  
1435 *Micropalaeontologica Sinica* 13, 13–42. (in Chinese with English abstract)

- 1436 Wang, Y., 2001. A new lycopsid megaspore cone from the Upper Devonian of Chaohu, China.  
1437 Botanical Journal of the Linnean Society 136, 439–448.
- 1438 Wang, W.M., 2009. Progress and prospect of studies on palynology in China. *Acta*  
1439 *Palaeontologica Sinica* 48, 338–346. (in Chinese with English abstract)
- 1440 Wang, Y., Wang, J., Xu, H.H., He, X.Z., 2010. The evolution of Paleozoic vascular land plant  
1441 diversity of South China. *Science China-Earth Sciences* 53, 1828–1835.
- 1442 Watson, A., Lovelock, J.E., Margulis, L., 1978. Methanogenesis, fires and the regulation of  
1443 atmospheric oxygen. *Biosystems* 10, 293–298.
- 1444 Wei, F., Gong, Y., Yang, H., 2012. Biogeography, ecology and extinction of Silurian and  
1445 Devonian tentaculitoids. *Palaeogeography, Palaeoclimatology, Palaeoecology* 358–360, 40–  
1446 50.
- 1447 Wellman, C.H., Zhu, H., Marshall, J.E.A., Wang, Y.I., Berry, C.M., Honghe, X.U., 2012. Spore  
1448 assemblages from the Lower Devonian Xujiachong Formation from Qujing, Yunnan, China.  
1449 *Palaeontology* 55, 583–611.
- 1450 Wellman, C.H., Steemans, P., Vecoli, M., 2013. Palaeophytogeography of Ordovician-Silurian  
1451 land plants. In: Harper, D., Servais, T. (Eds.), *Early Palaeozoic Biogeography and*  
1452 *Palaeogeography*. Vol. 38. London: Memoirs of the Geological Society, p. 461–476.
- 1453 Wen, Z.C., Lu, L.C., 1993. Devonian–Carboniferous miospore assemblages from Xiaomu Section  
1454 of Quannan, Jiangxi, China. *Acta Palaeontologica Sinica* 32, 295–327. (in Chinese with  
1455 English abstract)
- 1456 Wicander, R., Playford, G., 1985. Acritarchs and spores from the Upper Devonian Lime Creek  
1457 Formation, Iowa, U.S.A. *Micropaleontology* 31, 97–138.
- 1458 Xiao, W., Santosh, M., 2014. The western Central Asian Orogenic Belt: A window to accretionary

1459 orogenesis and continental growth. *Gondwana Research* 25, 1429–1444.

1460 Xiong, C.H., Wang, D.M., Wang, Q., Benton, M.J., Xue, J.Z., Meng, M.C., Zhao, Q., Zhang, J.,  
1461 2013. Diversity Dynamics of Silurian–Early Carboniferous Land Plants in South China. *Plos*  
1462 *One* 8, e75706.

1463 Xu, H.H., Marshall, J.E.A., Berry, C.M., Wang, Y., Zhu, H.C., Wellman, C.H., 2012. Mid  
1464 Devonian megaspores from Yunnan and North Xinjiang, China: Their palaeogeographical and  
1465 palaeoenvironmental significances. *Palaeoworld* 21, 11–19.

1466 Xu, H.H., Marshall, J.E.A., Wang, Y., Zhu, H.C., Berry, C.M., Wellman, C.H., 2014. Devonian  
1467 spores from an intra-oceanic volcanic arc, West Junggar (Xinjiang, China) and the  
1468 palaeogeographical significance of the associated fossil plant beds. *Review of Palaeobotany &*  
1469 *Palynology* 206, 10–22.

1470 Xu, R., Gao, L.D., 1991. Middle and early Upper Devonian miospore zonation in eastern Yunnan  
1471 and the significance their stratigraphy. *Acta Botanica Sinica* 33, 304–313. (in Chinese with  
1472 English abstract)

1473 Xu, R., Gao, L.D., 1994. Middle and early Late Devonian megaspores from eastern Yunnan.  
1474 *Bulletin of the Chinese Academy of Geological Sciences* 29, 119–132. (in Chinese)

1475 Yan, Y.Y., 1987. Lower Carboniferous in the Lower Yangtze Region. *Bulletin of the Nanjing*  
1476 *Institute of Geology and Mineral Resources, Chinese Academy of Geological Sciences* 8, 3–  
1477 26. (in Chinese)

1478 Yan, T.Z., 1992. The microflora of the Tangjiawu and Xihu Formations in Zhejiang and their  
1479 stratigraphical division and correlation. *Regional Geology of China* 2, 111–117. (in Chinese  
1480 with English abstract)

1481 Yang, W.P., 1999. Stratigraphic and phytogeographic palynology of late Paleozoic sediments in

- 1482 western Yunnan, China. Science reports of Niigata University. (Geology) 14, 15–99.
- 1483 Yang, W.P., Neves, R., 1997. Palynological study of the Devonian–Carboniferous boundary in the  
1484 vicinity of the International Auxiliary Stratotype Section, Guilin, China. In Proceedings of the  
1485 30th International Geological Congress 12, pp. 95–107.
- 1486 Yang, X.Q., 2003. The discovery of lower Carboniferous miospores assemblages from a borehole in  
1487 the Binhai district, north Jiangsu. Acta micropalaeontologica sinica 20, 270–278. (in Chinese  
1488 with English abstract)
- 1489 Yang, Y.C., 1987. Spores. In: Regional Geological Surveying Party, Bureau of Geology and  
1490 Mineral Resources of Hunan Province (Eds.) The Late Devonian and Early Carboniferous  
1491 strata and palaeobiocoenosis of Hunan. Beijing: Geological Publishing House, 147–156. (in  
1492 Chinese)
- 1493 Ye, X.R., 1986. On the occurrence of spore assemblages from the Shujiaba region of Tianshui  
1494 County, Gansu and their stratigraphical significance. Bull. Xi'an Inst. Geol. Min. Res.,  
1495 Chinese Acad. Geol. Sci. 13, 89–98. (in Chinese with English abstract)
- 1496 Zeng, Y.F., Zhang, J.Q., Liu, W.J., Zhou, H.L., Chen, H.D., Xu, X.H., Mao, X.D., Yang, D.L.,  
1497 1993. Devonian lithofacies, paleogeography and mineralization in South China.  
1498 Geology Publishing House, 1–123. (in Chinese with English abstract)
- 1499 Zhang, G.Y., 2006. Features of the strata for Devonian Queershan group in Hongshishan area of  
1500 Beishan's northern belt, Gansu. Northwestern Geology 39, 83–88. (in Chinese with English  
1501 abstract)
- 1502 Zhu, H.C., 1996. Discovery of Late Devonian spores from the Southwestern margin of Tarim  
1503 basin and their significance. Journal of Stratigraphy 20, 252–257. (in Chinese with English  
1504 abstract)

- 1505 Zhu, H.C., 1998. On the age of spore assemblage from Donghe sandstone in well Cao-2 of North  
1506 Tarim basin, *Acta Micropalaeontologica Sinica* 15, 395–403. (in Chinese with English  
1507 abstract)
- 1508 Zhu, H.C., 1999a. Miospores from the Donghetang Formation, North Tarim Basin, NW China.  
1509 *Acta Palaeontologica Sinica* 38, 327–345. (in Chinese with English abstract)
- 1510 Zhu, H.C., 1999b. Late Devonian spore assemblages from the Qizilafu formation of Shache  
1511 County, southern Xinjiang and their palynofacies analysis. *Acta Palaeontologica Sinica* 38, 57–  
1512 75. (in Chinese with English abstract)
- 1513 Zhu, H.C., 2000. Upper Devonian spores from the North Tarim Basin, NW China. *Acta*  
1514 *Palaeontologica Sinica* 39, 159–176. (in Chinese with English abstract)
- 1515 Zhu, H.C., Gao, Q.Q., Wang, Q.F., Huang, Z.B., Du, P.D., 2000. Discovery of Late Devonian  
1516 spores of the Bachu formation from the South of Xinjiang, and their stratigraphical  
1517 significance. The “Nine Five” anthology of important achievements in national geological  
1518 science and technology, *Geological Society of China* 4, 5–8. (in Chinese)
- 1519 Zhu, H.C., Marshall, J.E.A., Wellman, C.H., Wang, Y., Xu, H.H., Liu, F., Berry, C.M., Breuer, P.,  
1520 2015. Some specific Devonian spores from China, Saudi Arabia and Australia. Abstracts from  
1521 the 9th annual academic annual meeting of the society of palynology, Chinese paleontological  
1522 society, 93. (in Chinese)
- 1523 Zhu, H., Wicander, R., Marshall, J.E.A., 2008. Biostratigraphic and paleogeographic significance  
1524 of a palynological assemblage from the Middle Devonian Ulusubasite Formation, eastern  
1525 Junggar Basin, Xinjiang, China. *Review of Palaeobotany and Palynology* 152, 141–157.
- 1526 Zhu, H.C., Zhan, J.Z., 1996. Devonian–Carboniferous miospore assemblages from the Tarim basin  
1527 and their biostratigraphical implications. *Acta Palaeontologica Sinica* 35, 139–164. (in Chinese

- 1528 with English abstract)
- 1529 Zhu, H.C., Zhao, Z.X., 1998. On the age of the Donghetang formation in the Tarim basin with the
- 1530 discussion on the Devonian/Carboniferous boundary. Earthquake publishing house, 396–408.
- 1531 (in Chinese with English abstract)
- 1532 Zhu, H.C., Zhao, Z.X., 1999. Advances on studies of Devonian–Carboniferous sporopollen in
- 1533 Tarim basin. *Xinjiang Petroleum Geology* 20, 248–251. (in Chinese with English abstract)
- 1534 Zhu, H.C., Zhao, Z.X., Liu, J.J., 1999. Notes on the Devonian–Carboniferous boundary in the
- 1535 Tarim Basin. *Geological Review* 45, 125–128. (in Chinese with English abstract)
- 1536 Zhu, H.C., Zhao, Z.X., Liu, J.J., Zhang, Z.L., 1998. Discovery of the earliest Carboniferous spores
- 1537 from the Tarim basin. *Journal of stratigraphy* 22, 295–298. (in Chinese with English abstract)